

**GENERAL INFORMATION**

The present spare parts order exactly the right spare parts

When ordering specify:

1) the part's code number followed by its description; quantity needed;

2) the motorcycle's serial number, stamped on the steering head.

Reference to right and left apply to the vehicle in terms of its direction of movement.

Spare parts drawings are general and do not represent the part.

The contents of this catalogue are general and can undergo changes without prior notice.

**VALIDITY**

**f.m.** Until V.I.N.  
**d.m.** From V.I.N.  
**f.m.m.** Up to engine number  
**d.m.m.** From engine number

**Ducati Motor Holding S.p.A.**  
*Commercial and Administration Office:*  
*Via A. Cavalieri Ducati n. 3*  
*40132 Bologna, Italy*  
*Telefono 051 6413111*  
*Fax 051 406580*  
*Internet [www.ducati.com](http://www.ducati.com)*

CATALOGUE No: 915.1.206.1A  
ISSUED: 12 - 03

CATALOGUE No: 915.1.206.1A  
ISSUED: 12 - 03

PAINTS

Colore	Codice	Codice	Codice
Paint	Code	Code	Code
Vernis	Code	Code	Code
Slacken	Code	Code	Code
Lacas	Codice	Codice	Codice

PPG



"Rosso Anniversary DUCATI" 473.101

Giallo DUCATI 473.201

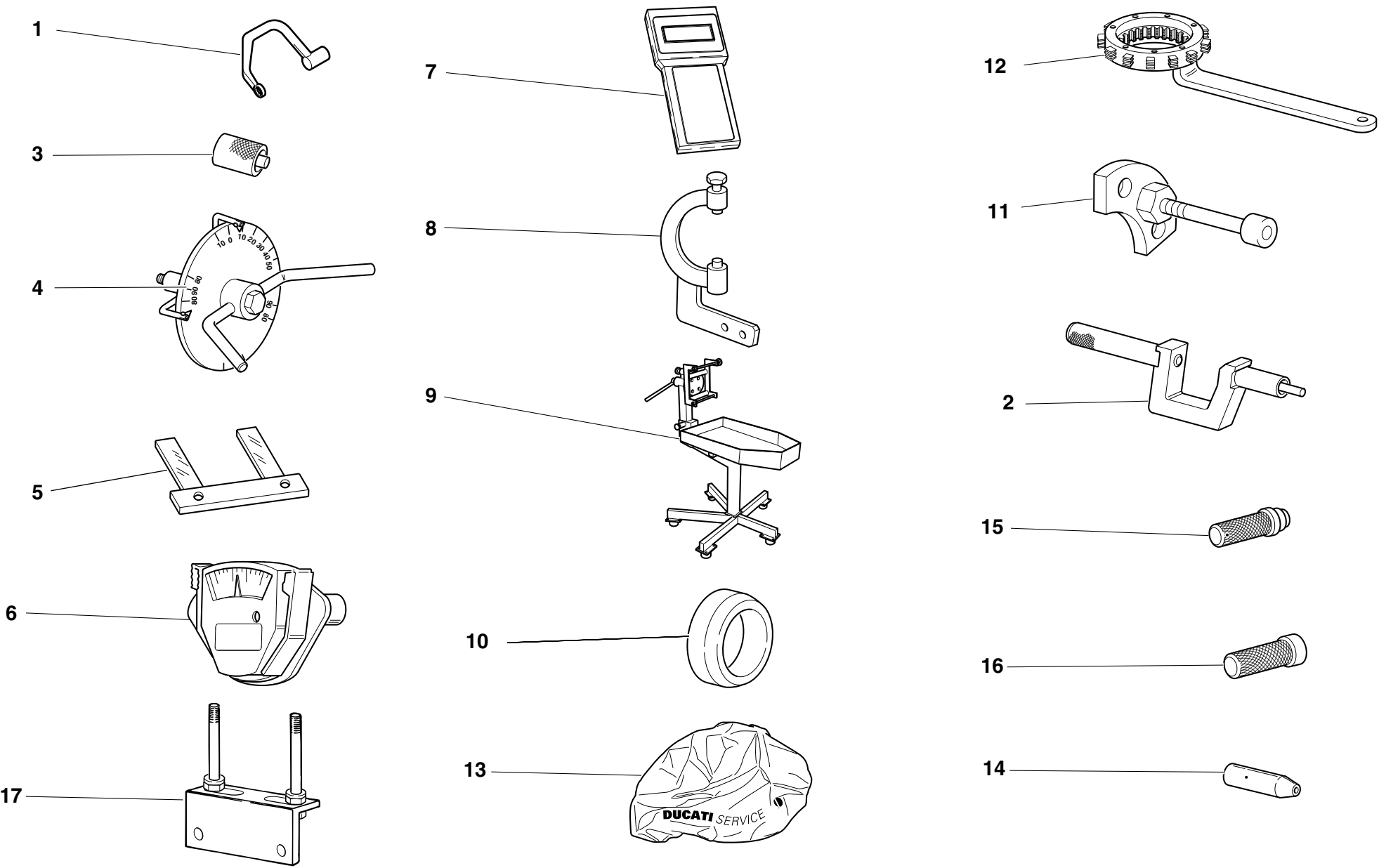
page CONTENTS

4	001	WORKSHOP SPECIAL TOOLS
6	001a	WORKSHOP SPECIAL TOOLS
8	001b	WORKSHOP SPECIAL TOOLS
10	001c	DIAGNOSIS TESTER MATHESIS
12	001d	WORKSHOP SPECIAL TOOLS
14	002	GEARCHANGE
16	003	GEAR-BOX
18	004	CLUTCH
20	005	CLUTCH COVER
22	005a	CLUTCH COVER
24	006	CRANKSHAFT
26	007	CYLINDERS - PISTONS
28	008	TIMING
30	009	FILTERS AND OIL PUMP
32	010	HALF CRANKCASES
34	010a	HALF CRANKCASES
36	011	WATER PUMP - ALTERNATOR COVER
38	012	ELECTRIC STARTER AND IGNITION
40	013	HEAD: TIMING
42	014	COLLECTORS AND HEAD COVERS
44	014a	HEAD COVERS
46	015	HEAD
48	016	OIL COOLER
50	017	THROTTLE BODY
52	018	BATTERY BOX MOUNT
54	018a	INJECTION SYSTEM
56	019	EXHAUST SYSTEM
58	020	FRONT HEAD-LIGHT AND INSTRUMENT PANEL
60	020a	FRONTO WIRING
62	021	HALF-HANDLEBARS - SHOCK-ADSORBER
64	021a	FRONT FORK
66	022	FRAME
68	022a	STAND
70	023	CLUTCH CONTROL
72	024	FRONT HYDRAULIC BRAKE
74	025	REAR HYDRAULIC BRAKE
76	026	FRONT AND REAR WHEELS
78	027	REAR FRAME (bip)-REAR FOOT RESTS
80	027a	REAR FRAME(mon)
82	027b	NUMBER PLATE HOLDER
84	028	REAR SUSPENSION
86	028a	REAR FORK
88	029	AIR INDUCTION-OIL VENT
90	030	WATER RADIATOR ASSY
92	031	COOLING CIRCUIT
94	032	FUEL TANK
96	032a	FUEL SYSTEM
98	033	SEAT
100	033a	SEAT
102	034	HEADLIGHT FAIRING
104	034a	FAIRING
108	035	FUEL INFEED
110	036	MARKING PLATES

DRAWING

001


WORKSHOP SPECIAL TOOLS



DRAWING

001

WORKSHOP SPECIAL TOOLS

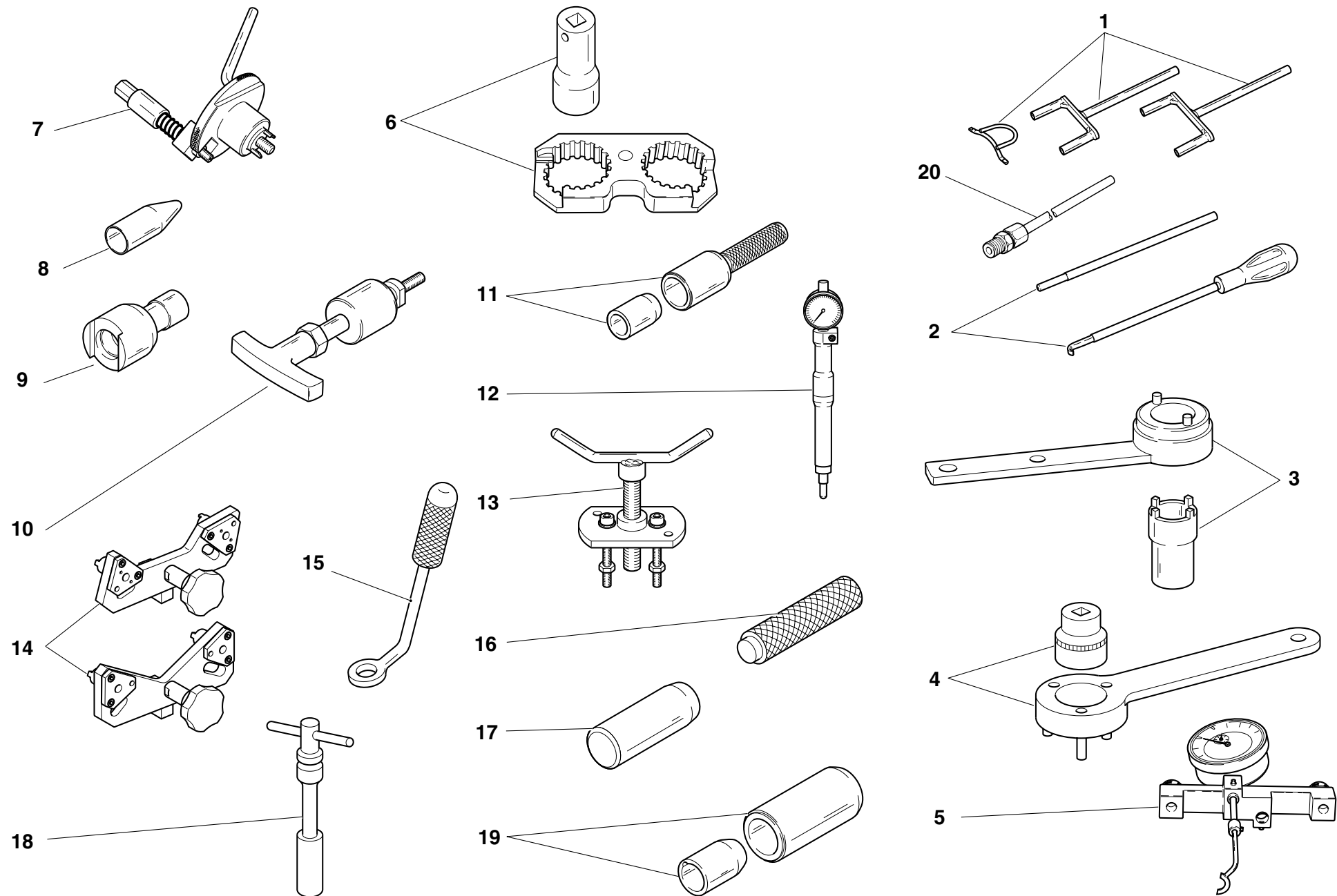
NOTES	NO.	CODE NO.	DESCRIPTION	VALIDITY	Q.TY	
	1	88713.2096	Head nuts holder wrench		1	
	2	88713.1429	Tool to drive valve seal ring ø7		1	
	3	88765.1298	Spacer for checking lower valve shim		1	
	4	88713.0123	Degree wheel holder tool for ignition advance check		1	
	4	98112.0002	Degree wheel		1	
	5	88765.1000	Fork feeler gauge 0.1 mm		1	
	5	88765.1005	Fork feeler gauge 0.2 mm		1	
	5	88765.1006	Fork feeler gauge 0.3 mm		1	
	6	88765.0999	Timing belt control gauge		1	
	7	88765.1363A	Check intrument		1	
GB	7	88765.1363B	Check intrument		1	
D	7	88765.1363C	Check intrument		1	
F	7	88765.1363D	Check intrument		1	
E	7	88765.1363E	Check intrument		1	
	8	88713.2036	Flywheel Wrench		1	
	9	88713.1832	Bench for engine repair		1	
	10	88700.5665	Sleeve for installing clutch bell gear		1	
	11	88713.1091	Plate for positioning gear engagement fork		1	
	12	88713.2133	Wrench to hold cluch housing drum steady		1	
	13	88713.1886	Engine canvas		1	
	14	88700.5749	Crankcases assembling cap		1	
	15	88713.0869	Tool for assembling water pump front seal		1	
	16	88713.0870	Tool for assembling water pump front seal		1	
	17	88713.2103	Head mounting base		1	

NOTES	NO.	CODE NO.	DESCRIPTION	VALIDITY	Q.TY	
-------	-----	----------	-------------	----------	------	---

DRAWING

001a


WORKSHOP SPECIAL TOOLS



DRAWING

001a

WORKSHOP SPECIAL TOOLS

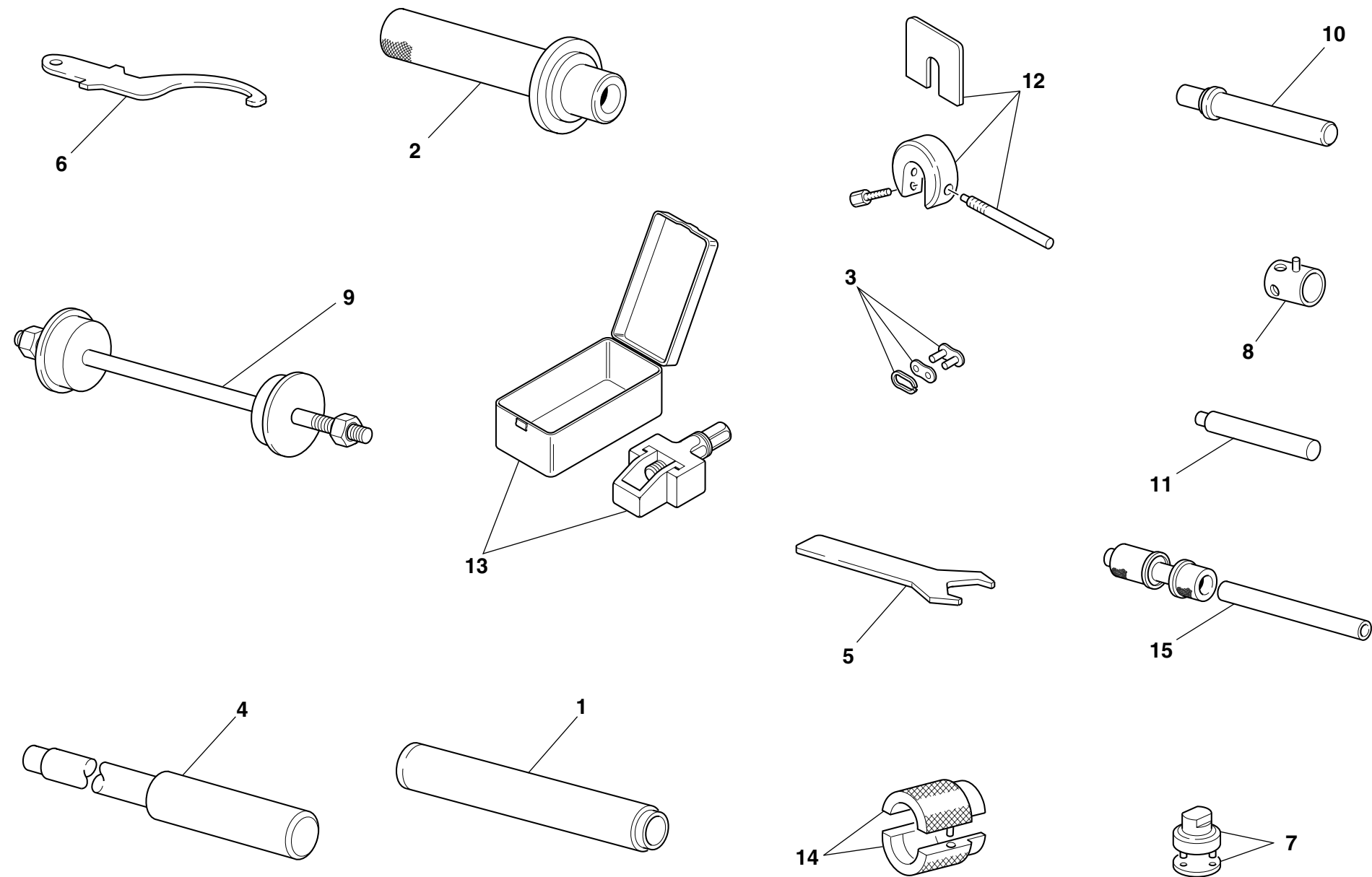
NOTES	NO.	CODE NO.	DESCRIPTION	VALIDITY	Q.TY	
	1	88713.2068	Closing rocker pre-load kit		1	
	2	88713.2069	Rocker spring pre-load compound kit		1	
	3	88713.1805	Driving roller tightening tool		1	
	4	88713.2102	Primary drive gear tightening tool		1	
	5	88765.1181	Valve lift gauge		1	
	6	88713.1806	Reaction tool for belt roller tightening		1	
	7	88713.2011	Tool to hold crankshaft in TDC position		1	
	8	88713.1920	Tool to fit O-rings onto stud bolts		1	
	9	88713.1821	Wrench to tighten tensioning bolts		1	
	10	88713.1994	Rocker shaft extractor		1	
	11	88713.2060	Seal ring driving tool		1	
	12	88765.1188	T.D.C. control gauge		1	
	13	88713.1749	Drive roller puller		1	
	14	88713.1791	Belt roller timing tool		1	
	15	88713.1904	Half-rings mounting punch tool		1	
	16	88713.1980	Drift to drive retainers onto shafts		1	
	17	88713.2066	Tool to fit cam blanking caps		1	
	18	88713.1914	Spark plug tool		1	
	19	88713.1906	Tool to fit seals on camshafts		1	
	20	88713.1010	Union for exhaust gas suction		1	

NOTES	NO.	CODE NO.	DESCRIPTION	VALIDITY	Q.TY	
-------	-----	----------	-------------	----------	------	---

DRAWING

001b

WORKSHOP SPECIAL TOOLS






DRAWING

001b

WORKSHOP SPECIAL TOOLS

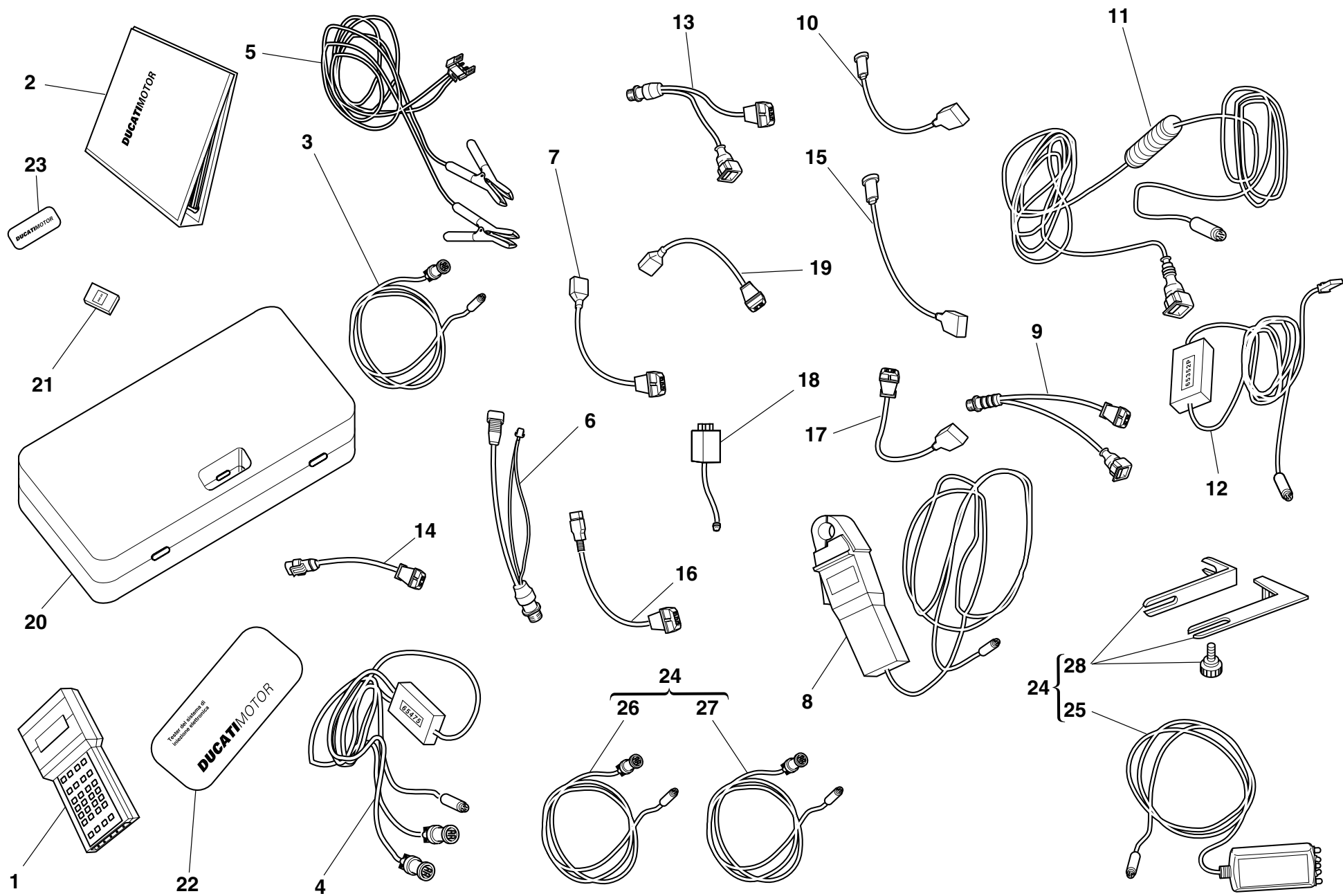
NOTES	NO.	CODE NO.	DESCRIPTION	VALIDITY	Q.TY	
	1	88713.1072	Stopper for driving the half bearing of the steering head base		1	
	2	88713.1068	Stopper for assembling the rear fork roller bearings		1	
	3	677.4.003.1A	Coupling		1	
	4	88713.1074	Stopper for disassembling the swingarm pivot		1	
	5	88713.1077	Wrench for seat lock nut		1	
	6	88713.1037	Wrench for adjusting the steering head		1	
	7	88713.1058	Wrench for assembling the steering head cap		1	
	8	8000.70139	Wrench for front wheel spindle		1	
	9	88713.1062	Tool for assembling the steering head bearings		1	
	10	88713.1071	Stopper for assembling the rocker needle bearings		1	
	11	88713.1057	Stopper for inserting the steering damper bearing		1	
	12	88713.0957	Tool for holding SHOWA fork spacer		1	
	13	88713.1344	Tool for assembling chain		1	
	14	88713.1096	Tool for overhauling SHOWA forks - assembling seal ring		1	
	15	88713.2409	Tool for assembling the swingarm ball bearings		1	

NOTES	NO.	CODE NO.	DESCRIPTION	VALIDITY	Q.TY	
-------	-----	----------	-------------	----------	------	---

DRAWING

001c

DIAGNOSIS TESTER MATHESIS




DRAWING

001c

DIAGNOSIS TESTER MATHESIS

NOTES	NO.	CODE NO.	DESCRIPTION	VALIDITY	Q.TY	
	1	88765.1126Z	Bare Mathesis		1	
	2	914.7.023.1A	Italian manual		1	
	2	914.7.023.1B	English manual		1	
	2	914.7.023.1C	German manual		1	
	2	914.7.023.1D	Franch manual		1	
	2	914.7.023.1E	Spanish manual		1	
	3	88765.1126R	Main cable Mathesis		1	
	4	88765.1126A	Pickup Control cable		1	
	5	88765.1126Q	Battery mains cable		1	
	6	88765.1126	Mains cable adapter for self diagnosis		1	
	7	88765.1126N	Sensor for absolute pressure sampling		1	
	8	88765.1126V	Amperometer plier		1	
	9	88765.1126E	Adapter for 3 wires Pickup test cable		1	
	10	88765.1126P	Sensor for air temperature sampling		1	
	11	88765.1126C	Cable for potentiometer adjustement		1	
	12	88765.1126B	Test cable and speed indicator adjustement		1	
	13	88765.1126F	Adapter for 2 wires Pickup test cable		1	
	14	88765.1126D	Adapter for potentiometer adjustement		1	
	15	552.4.028.1A	Sensor for small throttle potentiometer sampling		1	
	16	88765.1126H	Sensor for throttle potentiomer sampling		1	
	17	88765.1126G	Sensor for air/water temperature sampling		1	
	18	88765.1126M	Sfety remote switch		1	
	19	88765.1126L	2 Wires sampling Pickup sensor		1	
	20	88765.1126U	Case with sponge		1	
	21	88765.1073	Italian memory card		1	
	21	88765.1074	English memory card		1	
	21	88765.1075	German memory card		1	

CATALOGUE No: 915.1.206.1A  
ISSUED: 12 - 03

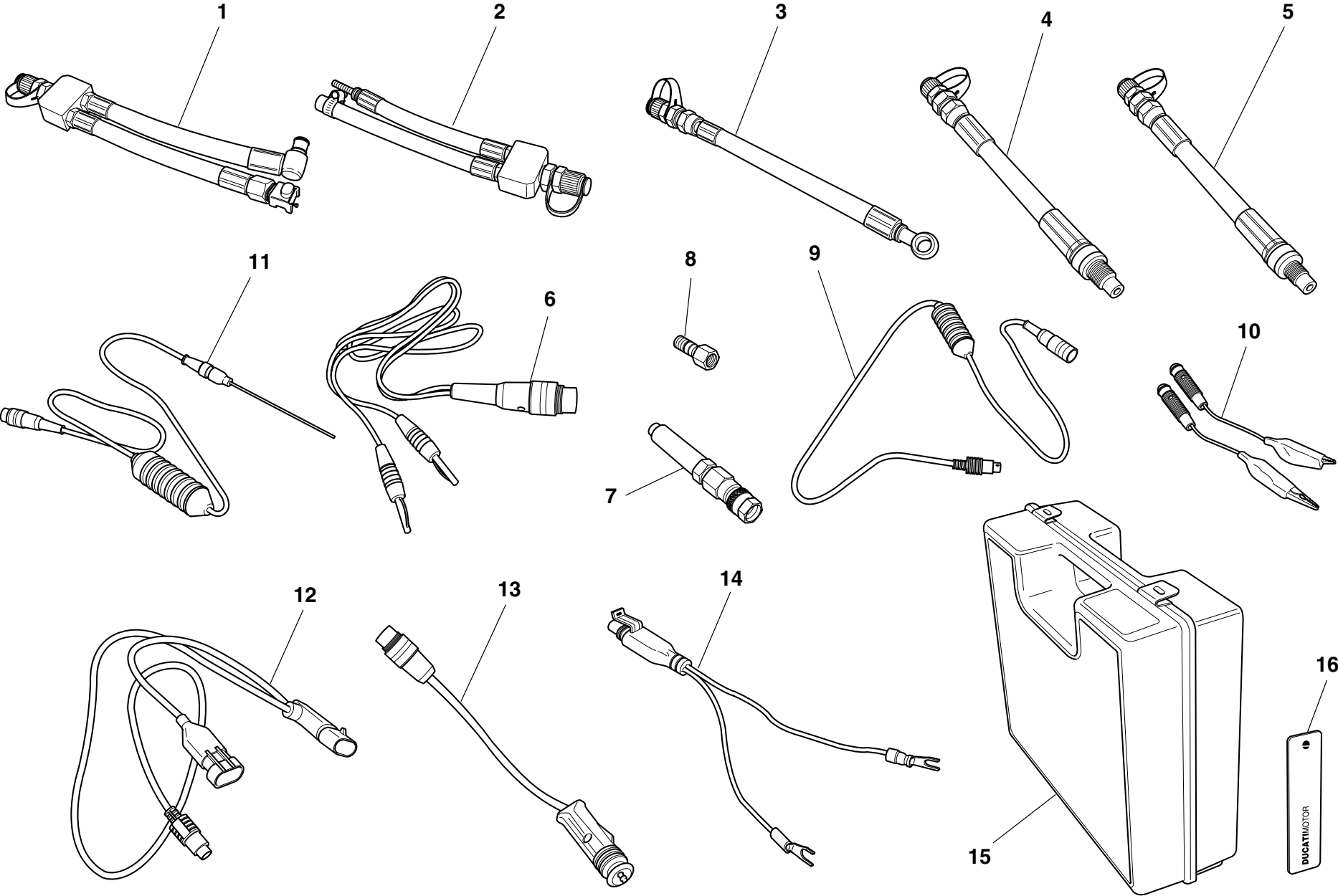
NOTES	NO.	CODE NO.	DESCRIPTION	VALIDITY	Q.TY	
	21	88765.1076	French memory card		1	
	21	88765.1077	Spanish memory card		1	
	22	88765.1126S	DUCATI sticker for case		1	
	23	88765.1126T	DUCATI sticker RH/LH side		1	
	24	88765.1369A	Belt tensioning kit		1	
GB	24	88765.1369B	Belt tensioning kit		1	
D	24	88765.1369C	Belt tensioning kit		1	
F	24	88765.1369D	Belt tensioning kit		1	
E	24	88765.1369E	Belt tensioning kit		1	
	25	88765.1371	Sensor		1	
	26	88765.1372	Main cable		1	
	27	88765.1373	Cable extension		1	
	28	88765.1374	Bracket		1	

CATALOGUE No: 915.1.206.1A  
ISSUED: 12 - 03

DRAWING

001d


WORKSHOP SPECIAL TOOLS



DRAWING

001d

WORKSHOP SPECIAL TOOLS

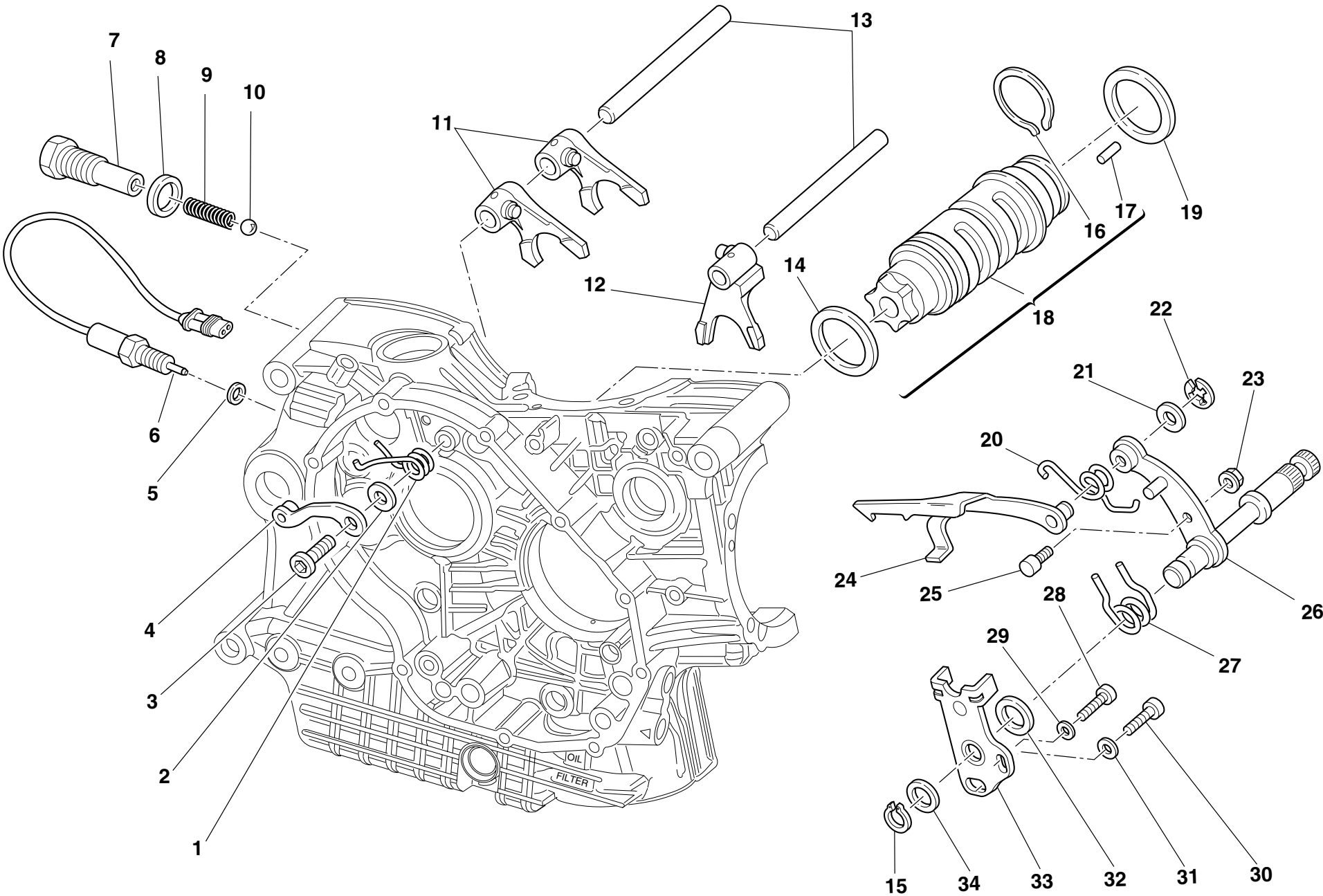
NOTES	NO.	CODE NO.	DESCRIPTION	VALIDITY	Q.TY	
	-	88765.1241	Check intrument		1	
GB	-	88765.1242	Check intrument		1	
D	-	88765.1243	Check intrument		1	
F	-	88765.1244	Check intrument		1	
E	-	88765.1245	Check intrument		1	
	1	590.1.189.1A	Fuel pressure line HS.		1	
	2	590.1.190.1A	Fuel pressure line ST/SS/M.		1	
	3	875.1.065.1A	Oil pressure line		1	
	4	552.1.037.1A	Fitting - cylinder compression M12		1	
	5	552.1.038.1A	Fitting - cylinder compression M10		1	
	6	514.1.037.1A	Cable Volt PF DUC 21		1	
	7	552.1.039.1A	Pressure sensor		1	
	8	814.1.114.1A	Oil pressure fitting		1	
	9	514.1.032.1A	Cable for supplementary tests		1	
	10	514.1.035.1A	Red clamp cable		1	
	10	514.1.036.1A	Black clamp cable		1	
	11	552.1.040.1A	Temperature probe		1	
	12	514.1.034.1A	Main cable PF A621		1	
	13	514.1.033.1A	Electric lighter connection adapter (ST)		1	
	14	514.1.038.1A	Battery connection adapter		1	
	15	698.1.033.1A	Red case with sponge rubber		1	
	16	88765.1126T	DUCATI sticker RH/LH side		2	

NOTES	NO.	CODE NO.	DESCRIPTION	VALIDITY	Q.TY	
-------	-----	----------	-------------	----------	------	---

DRAWING

002

GEARCHANGE




DRAWING

002

GEARCHANGE

NOTES	NO.	CODE NO.	DESCRIPTION	VALIDITY	Q.TY	
	1	799.1.049.1A	Return spring		1	
	2	852.1.053.2A	Washer		1	
	3	779.1.039.1A	Special screw		1	
	4	455.2.003.1A	Gear stopper assembly		1	
	5	420.2.001.0A	Gasket th.1		1	
	6	539.1.021.1A	Switch		1	
	7	779.1.203.2A	Push rod holder		1	
	8	0272.91.090	Gasket		1	
	9	0660.13.143	Gear selector spring		1	
	10	76835.1134	Ball		1	
	11	180.1.001.1A	1st,4th-2nd,3rd gear selector fork		2	
	12	180.1.002.1A	5th,6th gear selector fork		1	
	13	0660.13.070	Fork pin		2	
	14	852.1.005.1A	Shim th. 1		1	
	15	73500.1542	Gear Circlip tool		1	
	16	882.1.006.1A	Needle retaining ring (square cross-section)		1	
	17	821.1.070.1A	Special roller (square cross-section)		6	
	18	182.2.018.1A	Complete gearbox drum		1	
	19	0660.13.060	Shim th. 1		1	
	19	852.1.094.1A	Shim th. 0.9		1	
	20	799.1.025.1A	Fork return spring		1	
	21	0400.09.050	Shim th. 0.5		1	
	21	0765.92.205	Shim th. 0.2		2	
	22	0214.07.350	Ring		1	
	23	748.1.040.1A	Nut		1	
	24	180.1.008.1A	Gearbox drum control fork		1	
	25	0660.13.165	Gearchange lever pin		1	

CATALOGUE No: 915.1.206.1A  
ISSUED: 12 - 03

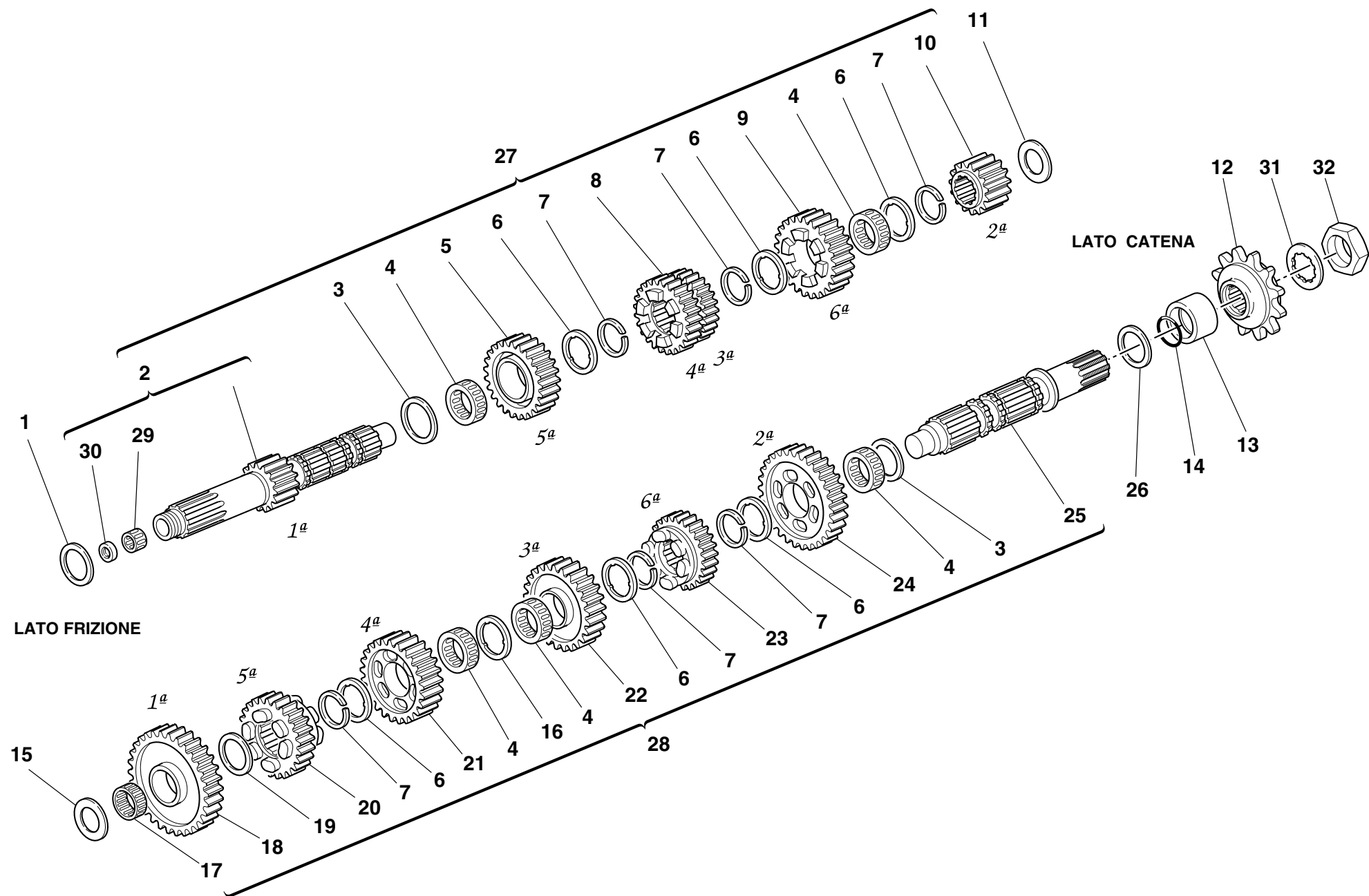
NOTES	NO.	CODE NO.	DESCRIPTION	VALIDITY	Q.TY	
	26	821.1.001.1A	Pin with gearchange lever		1	
	27	0799.13.110	Gearchange lever return spring		1	
	28	771.5.067.8B	Screw		1	
	29	852.1.172.1A	Washer		1	
	30	771.5.123.8B	Screw		1	
	31	852.1.174.1A	Washer		1	
	32	881.1.012.1A	Centering ring		1	
	33	826.1.009.1A	Stopper plate		1	
	34	0400.29.125	Shim th. 0.2		2	
	34	0400.29.126	Shim th. 0.5		1	

CATALOGUE No: 915.1.206.1A  
ISSUED: 12 - 03

DRAWING

003

GEAR-BOX







DRAWING

003

GEAR-BOX

NOTES	NO.	CODE NO.	DESCRIPTION	VALIDITY	Q.TY	
	1	0251.47.050	Shim th. 1		1	
	1	0251.47.054	Shim th. 1.2		1	
	2	150.2.006.1B	Gearbox main shaft		1	
	3	0670.16.150	Shim th. 0.5		2	
	4	701.4.005.1A	Needle bearing		5	
	5	172.1.004.1C	Driving gear 5th sp.		1	
	6	856.1.001.1A	Grooved washer th. 0.5		6	
	7	0670.16.145	Snap ring		6	
	8	172.1.003.1C	Driving gear 3rd/4th sp.		1	
	9	172.1.005.1C	Driving gear 6th sp.		1	
	10	172.1.002.1B	Driving gear 2nd sp.		1	
	11	0670.16.163	Shim th. 1.8		1	
	11	0670.16.164	Shim th. 2		1	
	11	713.1.014.1A	Shim th. 1.5		1	
	11	713.1.014.1B	Shim th. 1.7		1	
	11	713.1.014.1E	Shim th. 1.6		1	
	11	713.1.014.1F	Shim th. 1.9		1	
	12	449.1.050.1A	Chain sprocket Z=14		1	
	13	713.1.157.1A	Spacer		1	
	14	930.4.023.1A	O-ring		1	
	15	0670.16.165	Shim th. 2.2		1	
	15	0670.16.184	Shim th. 1		1	
	15	0670.16.185	Shim th. 1.2		1	
	15	713.1.011.1A	Shim th. 2.3		1	
	16	856.1.031.1A	Grooved washer th. 0.5		1	
	17	76402.0002	Needle bearing		1	
	18	172.1.006.1B	Driven gear 1st sp.		1	

CATALOGUE No: 915.1.206.1A  
ISSUED: 12 - 03

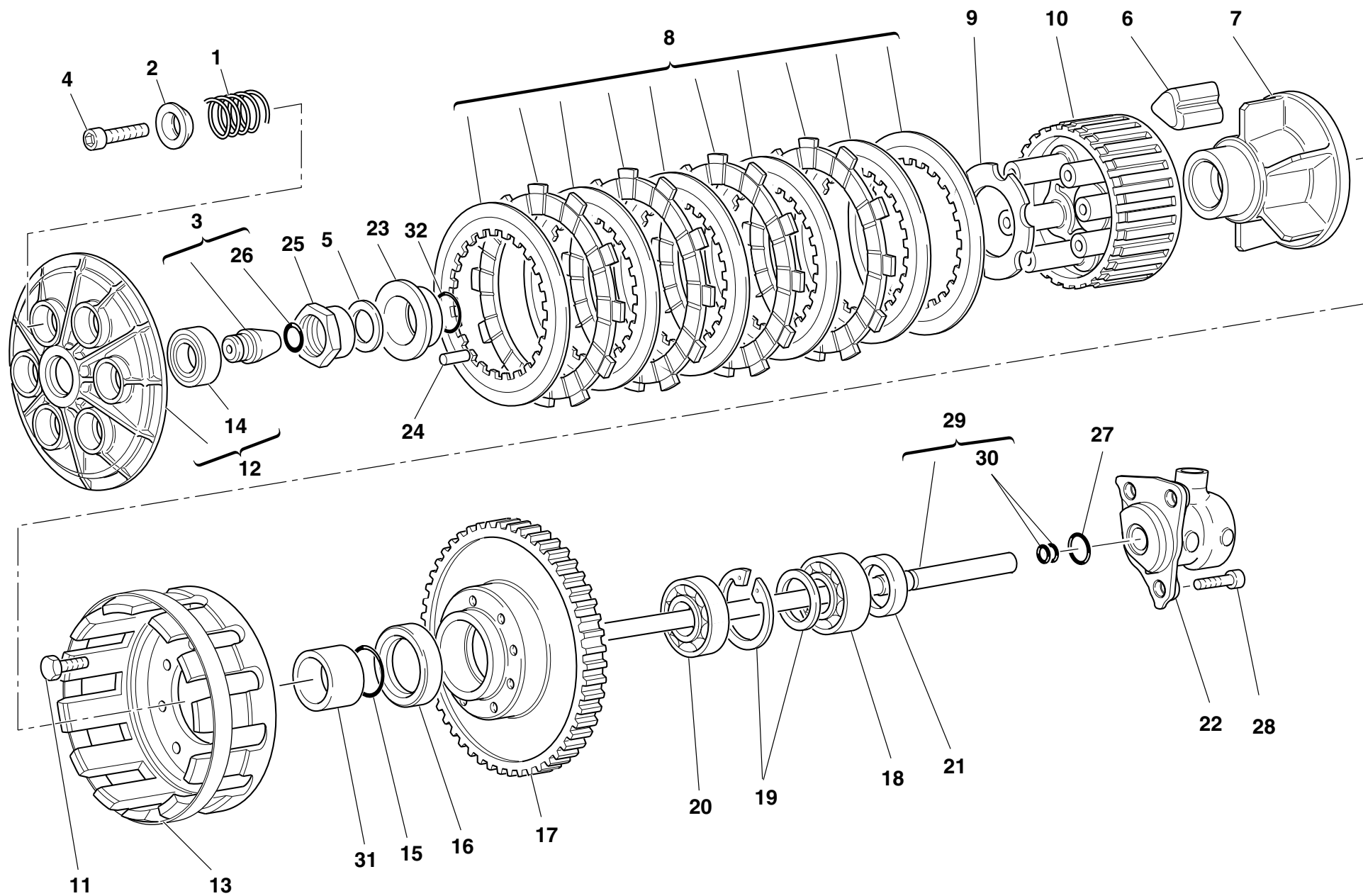
NOTES	NO.	CODE NO.	DESCRIPTION	VALIDITY	Q.TY	
	19	0670.16.155	Shim th. 1		1	
	20	172.1.010.1C	Driven gear 5th sp.		1	
	21	172.1.009.1C	Driven gear 4th sp.		1	
	22	172.1.008.1C	Driven gear 3rd sp.		1	
	23	172.1.011.1C	Driven gear 6th sp.		1	
	24	172.1.007.1B	Driven gear 2nd sp.		1	
	25	149.1.032.3A	Gearbox lay shaft		1	
	26	0670.16.170	Shim th. 0.8		1	
	26	0670.16.171	Shim th. 1		1	
	26	852.1.105.1AB	Shim th. 0.9		1	
	26	852.1.105.1AG	Shim th. 0.7		1	
	27	150.2.047.2A	Complete main shaft		1	
	28	150.2.053.2A	Complete lay shaft		1	
	29	76270.0827	Needle bearing		1	
	30	930.4.049.1A	Seal ring		1	
	31	851.1.004.1A	Lock washer		1	
	32	750.1.007.1A	Nut		1	

CATALOGUE No: 915.1.206.1A  
ISSUED: 12 - 03

DRAWING

004


**CLUTCH**



DRAWING 004 CLUTCH

NOTES	NO.	CODE NO.	DESCRIPTION	VALIDITY	Q.TY	
	1	0659.16.555	Clutch spring		6	
	2	841.1.002.2A	Retainer		6	
	3	818.2.009.1A	Clutch control pin		1	
	4	771.5.043.8B	Screw		6	
	5	851.4.001.1A	Lock washer		1	
	6	764.1.003.1B	Rubber pad		12	
	7	162.1.001.1B	Plate holder hub		1	
	8	190.2.011.1A	Clutch plates set		1	
	9	851.1.001.1B	Lock washer		1	
	10	196.1.001.2B	Clutch drum		1	
	11	70610.8120	Screw		8	
	12	194.2.015.1A	Pressure plate		1	
	13	198.1.029.1A	Clutch housing		1	
	14	702.5.016.1A	Bearing		1	
	15	463.2.053.7A	O-ring		1	
	16	930.4.035.1A	Seal ring		1	
	17	170.2.032.1A	Clutch/crankshaft gears pair		1	
	18	75113.2566	Bearing		1	
	19	881.2.001.1A	Circlip - spacer		1	
	20	702.4.017.1A	Bearing		1	
	21	0660.16.145	Spacer		1	
	22	195.4.003.1A	Piston assembly		1	
	23	710.1.002.1A	Bush		1	
	24	74224.0570	Pin		1	
	25	750.1.002.1B	Nut		1	
	26	0400.17.030	O-ring		1	
	27	886.4.043.1A	O-ring		1	

CATALOGUE No: 915.1.206.1A  
ISSUED: 12 - 03

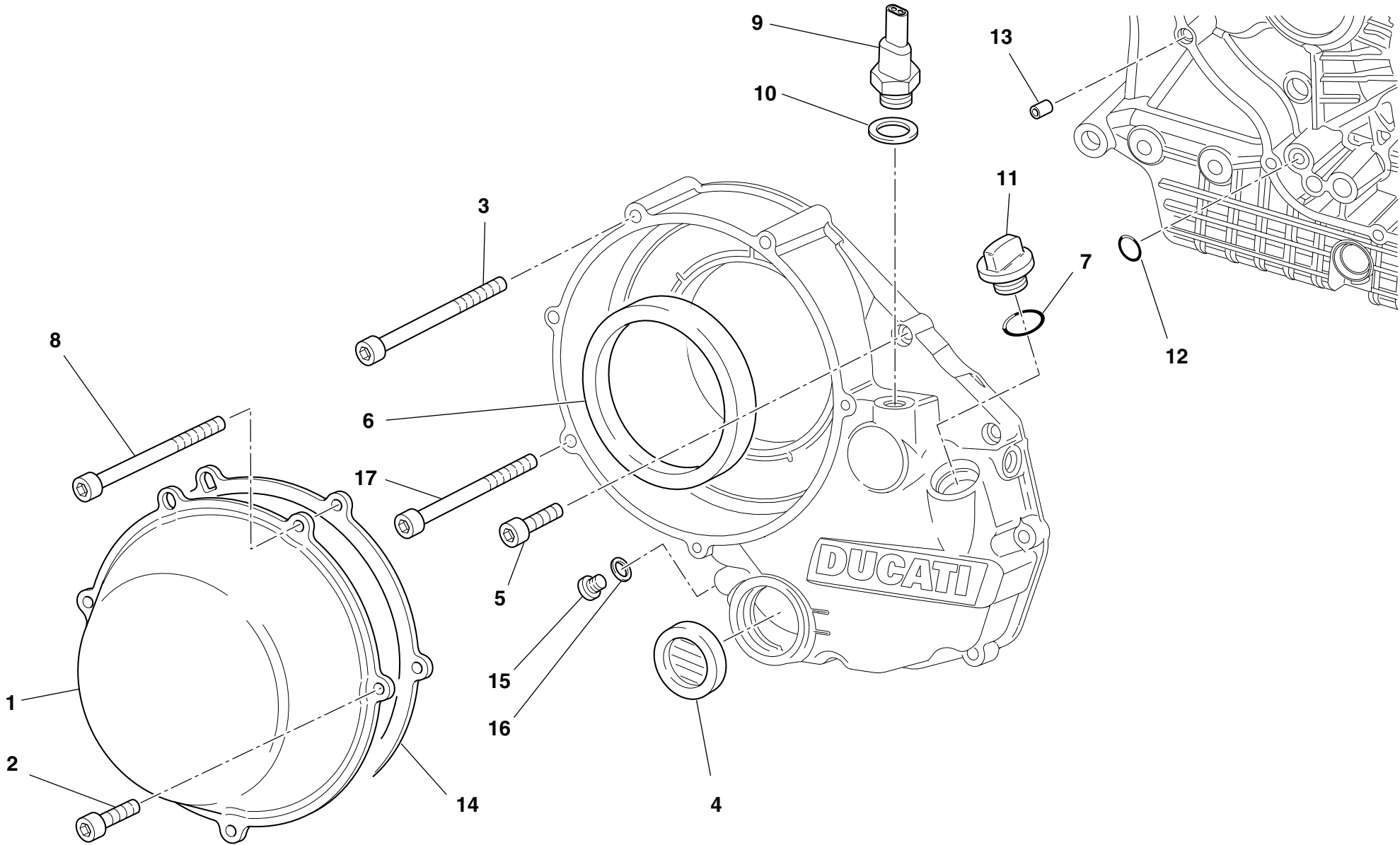
NOTES	NO.	CODE NO.	DESCRIPTION	VALIDITY	Q.TY	
	28	771.5.065.2BB	Screw		3	
	29	117.2.006.1A	Clutch control rod		1	
	30	93823.2018	O-ring		2	
	31	713.1.012.1B	Spacer		1	
	32	93823.0128	O-ring		1	

CATALOGUE No: 915.1.206.1A  
ISSUED: 12 - 03


DRAWING

005

CLUTCH COVER



DRAWING 005 CLUTCH COVER

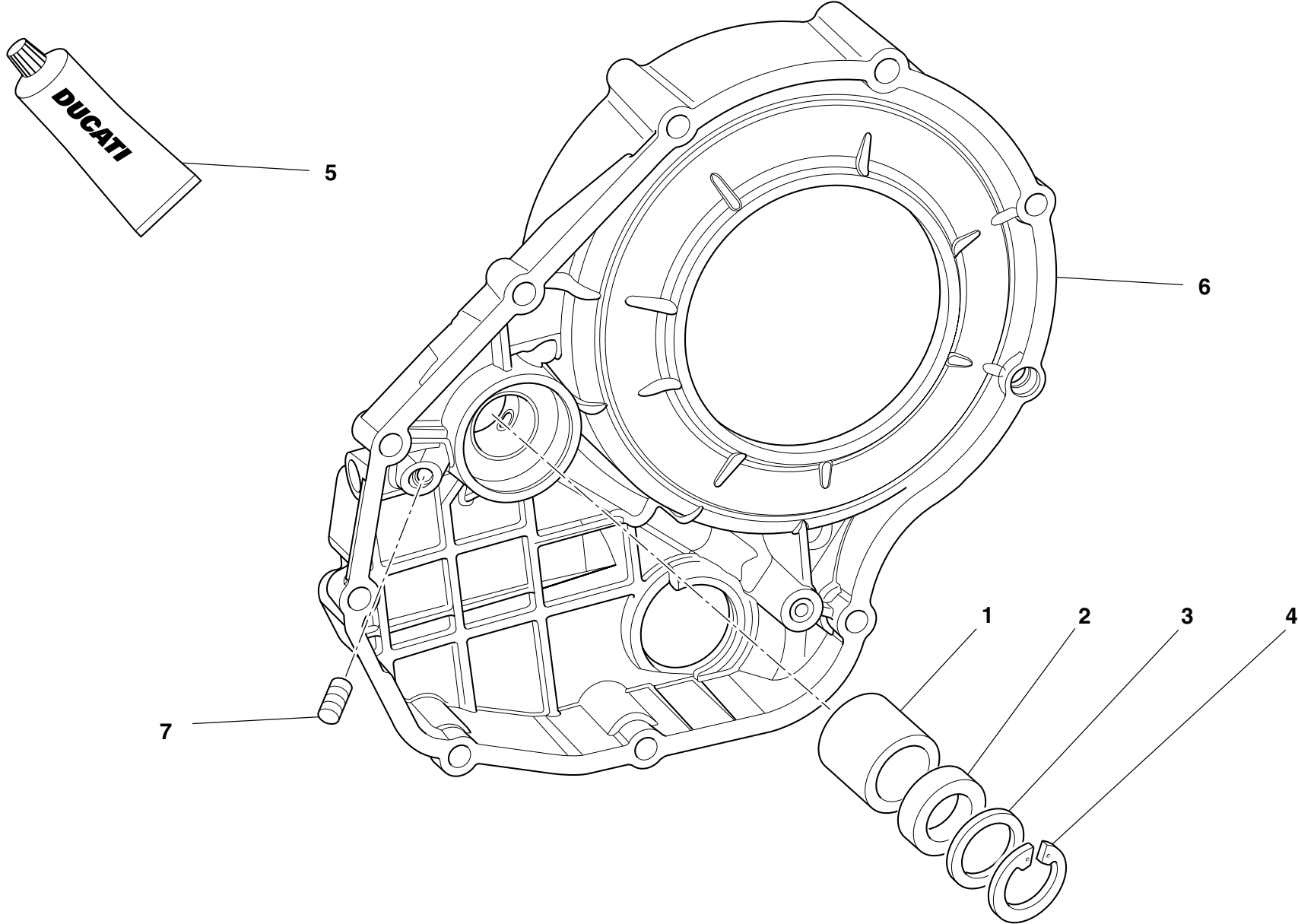
NOTES	NO.	CODE NO.	DESCRIPTION	VALIDITY	Q.TY	
	1	243.1.025.1AD	Clutch protection cover		1	
	2	771.1.026.1A	Screw		2	
	3	771.5.078.8B	Screw		1	
	4	254.4.001.1A	Oil level sight glass		1	
	5	771.5.069.8B	Screw		6	
	6	930.4.034.1A	Ring		1	
	7	93823.2082	O-ring		1	
	8	771.1.027.1A	Screw		2	
	9	539.4.030.1A	Switch		1	
	10	0150.70.120	Gasket th.2		1	
	11	893.1.005.1A	Cap		1	
	12	93827.0114	O-ring		1	
	13	0400.49.240	Locating bush		1	
	14	788.1.052.1A	Clutch cover gasket		1	
	15	780.5.001.1A	Cap		1	
	16	420.2.001.0A	Gasket th.1		1	
	17	771.5.079.8B	Screw		1	

NOTES	NO.	CODE NO.	DESCRIPTION	VALIDITY	Q.TY	
-------	-----	----------	-------------	----------	------	---

DRAWING

005a


CLUTCH COVER



DRAWING

005a

CLUTCH COVER

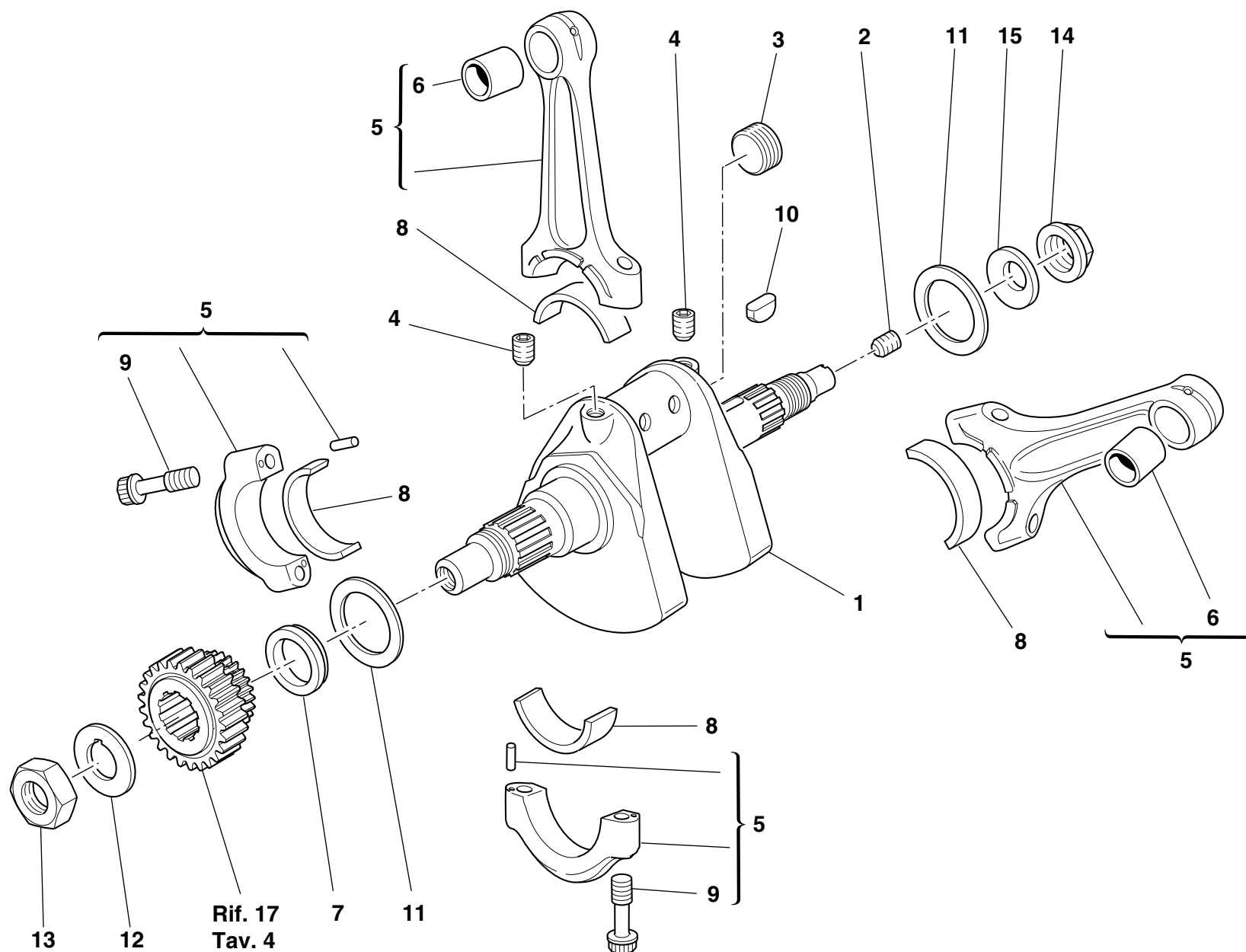
NOTES	NO.	CODE NO.	DESCRIPTION	VALIDITY	Q.TY	
	1	0665.49.680	Bush		1	
	2	930.4.021.1A	Seal ring		1	
	3	852.1.135.1A	Shim th. 1		1	
	4	884.5.013.1A	Gear Circlip tool		1	
	5	94247.0014	Fluid sealant		1	
	6	243.2.038.3A	Cover clutch side		1	
	7	417.6.011.3A	Threaded dowel		1	

NOTES	NO.	CODE NO.	DESCRIPTION	VALIDITY	Q.TY	
-------	-----	----------	-------------	----------	------	---

DRAWING

006

## CRANKSHAFT







DRAWING

006

CRANKSHAFT

NOTES	NO.	CODE NO.	DESCRIPTION	VALIDITY	Q.TY	
	1	146.2.107.1A	Crankshaft		1	
	2	779.1.109.1A	Special screw		1	
	3	780.1.016.1A	Cap		1	
	4	72121.2106	Threaded dowel		2	
	5	158.2.020.1A	Connecting rods pair		1	
	6	711.1.089.1A	Bush		2	
	7	710.1.061.1A	Spacer		1	
	8	112.1.026.1AA	Half-bearing (RED)		4	
	8	112.1.026.1AB	Half-bearing (BLUE)		4	
	9	779.1.007.2A	Special screw		4	
	10	0755.29.025	Woodruff key		1	
	11	852.1.104.1A	Shim th. 1.9		2	
	11	852.1.104.1B	Shim th. 1.95		2	
	11	852.1.104.1C	Shim th. 2		2	
	11	852.1.104.1D	Shim th. 2,05		2	
	11	852.1.104.1E	Shim th. 2,1		2	
	11	852.1.104.1F	Shim th. 2,15		2	
	11	852.1.104.1G	Shim th. 2.2		2	
	11	852.1.104.1H	Shim th. 2.25		2	
	11	852.1.104.1I	Shim th. 2.3		2	
	11	852.1.104.1J	Shim th. 2.35		2	
	11	852.1.104.1K	Shim th. 2,4		2	
	11	852.1.104.1L	Shim th. 2,45		2	
	11	852.1.104.1M	Shim th. 2.5		2	
	11	852.1.104.1N	Shim th. 2.55		2	
	12	851.1.010.1A	Lock washer		1	
	13	750.1.057.1A	Nut		1	

CATALOGUE No: 915.1.206.1A  
ISSUED: 12 - 03

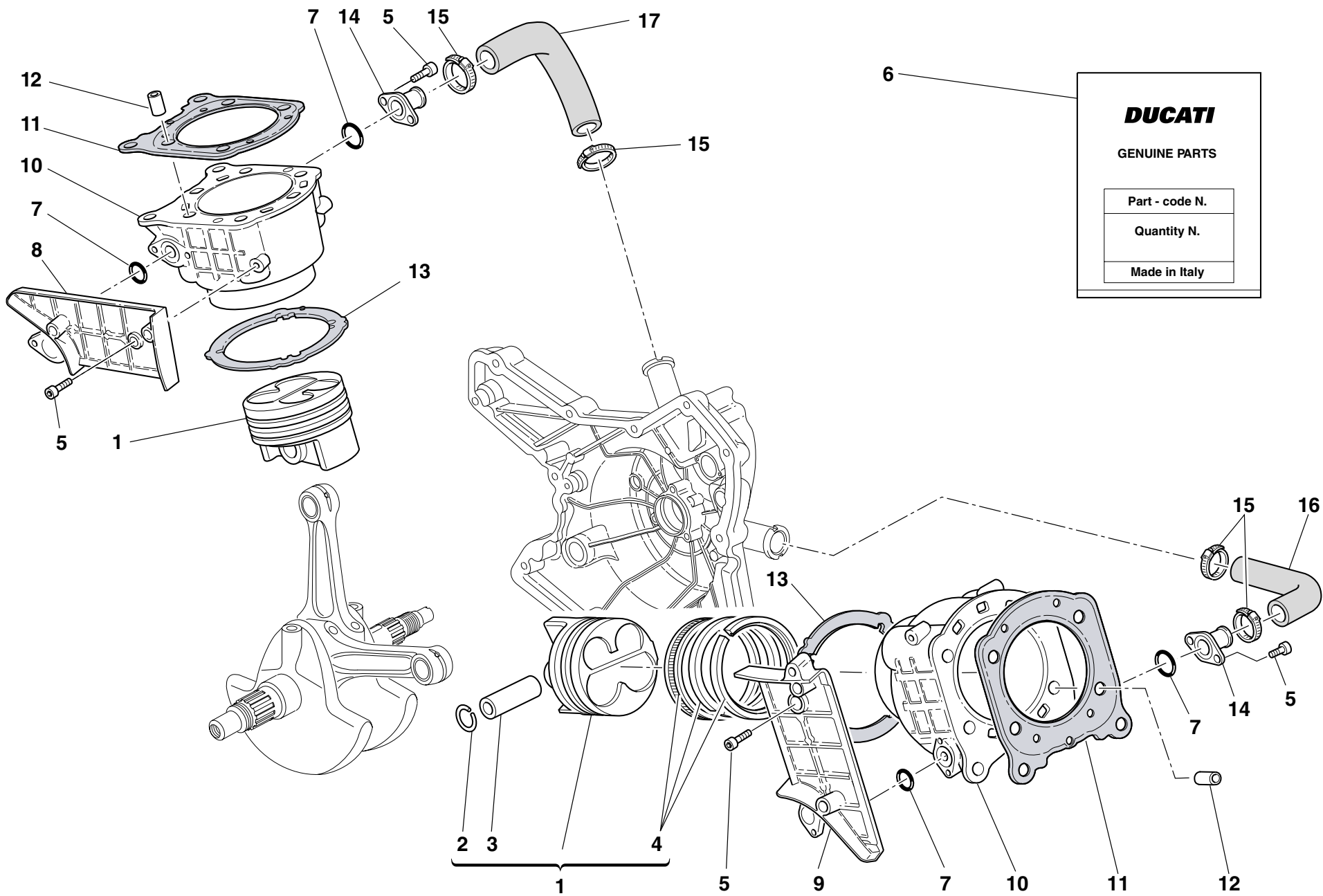
NOTES	NO.	CODE NO.	DESCRIPTION	VALIDITY	Q.TY	
	14	750.1.012.2A	Nut		1	
	15	799.1.051.2A	Spring washer		1	

CATALOGUE No: 915.1.206.1A  
ISSUED: 12 - 03

DRAWING

007


CYLINDERS - PISTONS



DRAWING

007

CYLINDERS - PISTONS

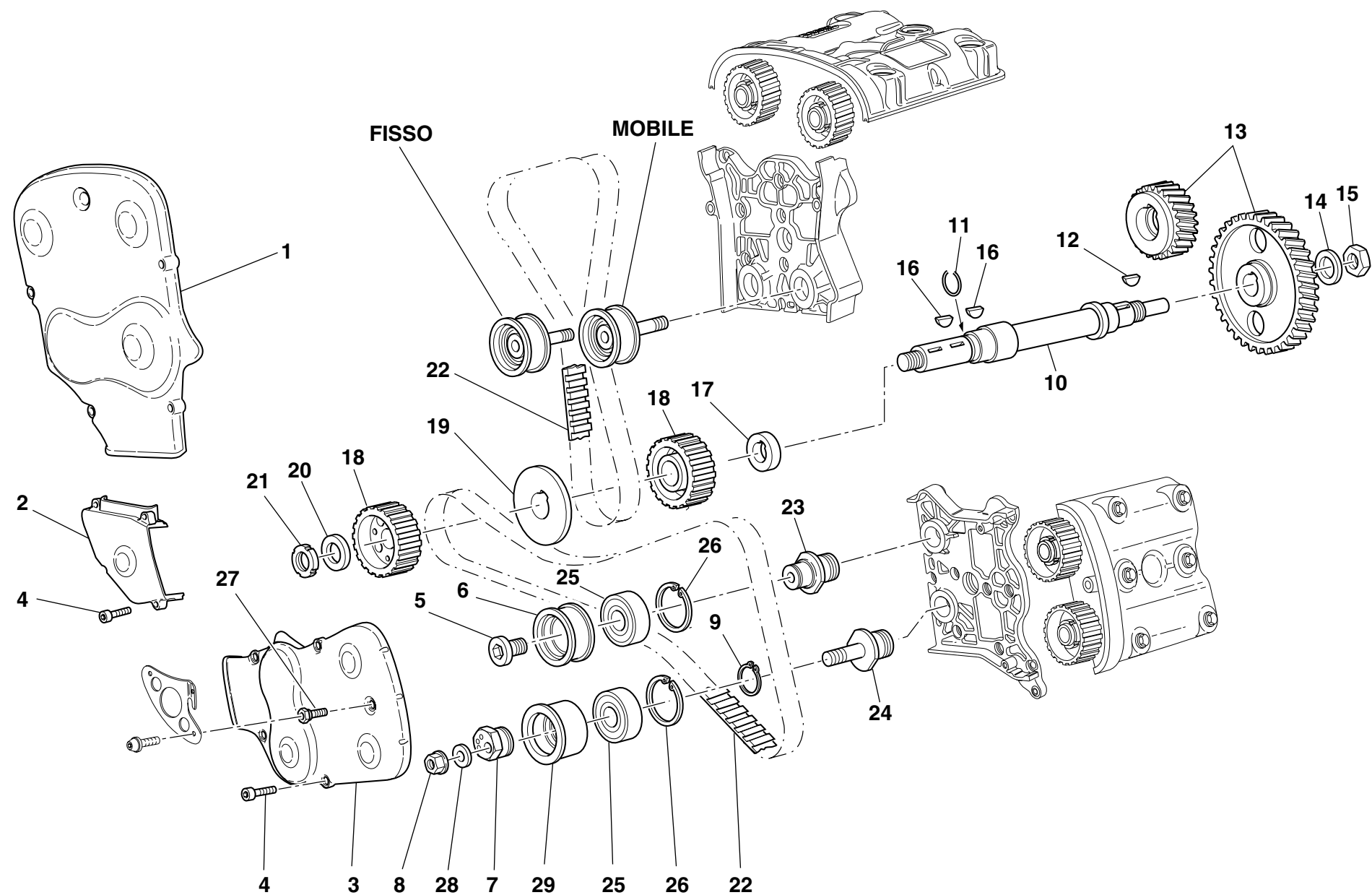
NOTES	NO.	CODE NO.	DESCRIPTION	VALIDITY	Q.TY	
	1	122.2.115.1A	Complete piston ø90		2	
	2	121.1.079.1A	Piston pin circlip		4	
	3	121.1.157.1A	Piston pin		2	
	4	121.2.036.1A	Piston rings set		2	
	5	771.5.065.8B	Screw		10	
	6	791.2.035.1A	Gaskets set		1	
	7	886.5.011.1A	O-Ring		4	
	8	247.1.120.1A	Cover		1	
	9	247.1.155.1A	Cover		1	
	10	120.2.097.1A	Cylinder-piston fit		2	
	11	786.1.070.1A	Head-cylinder gasket		2	
	12	711.1.093.2A	Bush		4	
	13	786.1.056.1A	Cylinder-crankcase gasket th. 0.4		2	
	14	814.1.081.1A	Water inlet union to cylinders		2	
	15	741.4.002.1A	Hose guide		4	
	16	800.1.123.1A	Horizontal cylinder water inlet hose		1	
	17	800.1.122.1A	Vertical cylinder water inlet hose		1	

NOTES	NO.	CODE NO.	DESCRIPTION	VALIDITY	Q.TY	
-------	-----	----------	-------------	----------	------	---

DRAWING

008

TIMING



DRAWING

008

TIMING


NOTES	NO.	CODE NO.	DESCRIPTION	VALIDITY	Q.TY	
	1	245.1.045.1AB	Vertical belt outer cover (BLACK)		1	
	2	245.1.027.1AB	Outer central cover (BLACK)		1	
	3	245.1.046.1AB	Horizontal belt outer cover (BLACK)		1	
	4	773.5.069.8B	Screw		11	
	5	779.1.187.1A	Setscrew		2	
	6	451.1.018.2A	Bush		2	
	7	451.1.043.1A	Tensioner eccentric		2	
	8	748.1.044.1A	Nut		2	
	9	73500.2054	Snap ring		2	
	10	147.1.014.1A	Timing lay shaft		1	
	11	882.1.003.1A	Snap ring		1	
	12	0755.29.025	Woodruff key		1	
	13	171.2.020.2B	Timing gears pair		1	
	14	851.1.013.1A	Lock washer		1	
	15	0124.40.060	Hexagon nut		1	
	16	74172.1008	Woodruff key		2	
	17	716.1.073.2A	Spacer		1	
	18	255.1.010.2B	Timing belt roller		2	
	19	856.1.062.2A	Belt roller separating washer		1	
	20	716.1.072.2A	Spacer		1	
	21	72944.1542	Elastic-stop ring nut		1	
	22	737.4.012.4A	Timing drive toothed belt		2	
	23	451.1.017.1A	Fixed tensioner roller pin		2	
	24	451.1.044.1A	Movable tensioner roller pin		2	
	25	75183.2054	Bearing		4	
	26	7350.33.804	Gear Circlip tool		4	
	27	684.1.054.1A	Stud bolt		2	

CATALOGUE No:

ISSUED:

915.1.206.1A

12 - 03

NOTES	NO.	CODE NO.	DESCRIPTION	VALIDITY	Q.TY	
	28	853.1.002.1A	Spring washer		2	
	29	451.1.042.1A	Movable tensioner roller bush		2	

CATALOGUE No:

ISSUED:

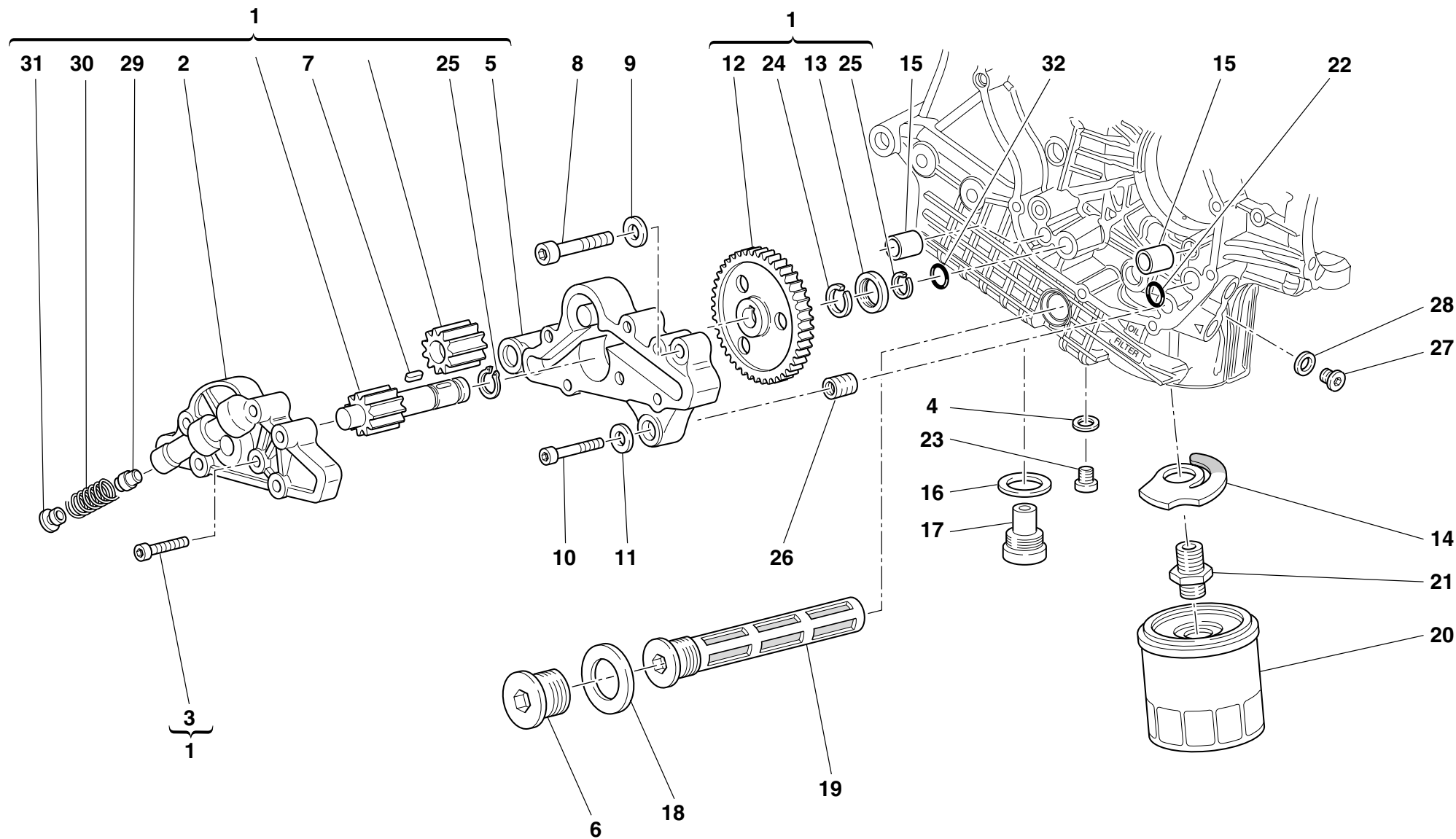
915.1.206.1A

12 - 03

DRAWING

009

FILTERS AND OIL PUMP



DRAWING

009


FILTERS AND OIL PUMP

NOTES	NO.	CODE NO.	DESCRIPTION	VALIDITY	Q.TY	
	1	174.2.025.5A	Complete oil pump		1	
	2	247.1.174.1A	Pump cover		1	
	3	773.5.069.8B	Screw		6	
	4	852.1.120.1A	Aluminium gasket		1	
	5	250.1.038.1A	Pump body		1	
	6	873.1.037.1A	Cap		1	
	7	680.1.001.1B	Woodruff key		1	
	8	771.5.129.8B	Screw		2	
	9	853.1.002.1A	Spring washer		2	
	10	771.5.069.8B	Screw		1	
	11	853.1.004.1A	Spring washer		1	
	12	174.1.025.1A	Pump drive gear		1	
	13	710.1.001.1A	Bush		1	
	14	799.2.077.2A	Bypass spring		1	
	15	0759.49.280	Locating bush		2	
	16	220.3.208.3A	Gasket		1	
	17	0660.49.053	Oil drain plug with magnet		1	
	18	852.5.005.1A	Gasket th.1,5		1	
	19	894.2.009.1A	Oil filter		1	
	20	444.4.003.4A	Oil filter cartridge		1	
	21	0670.49.910	Nipple		1	
	22	93827.0114	O-ring		1	
	23	779.1.198.2A	Cap		1	
	24	76267.0012	Snap ring		1	
	25	73500.1237	Gear Circlip tool		2	
	26	0670.49.310	Reduction bush		1	
	27	779.1.162.2A	Cap		1	

CATALOGUE No:

ISSUED:

915.1.206.1A  
12 - 03

NOTES	NO.	CODE NO.	DESCRIPTION	VALIDITY	Q.TY	
	28	0150.70.120	Gasket th.2		1	
	29	593.1.018.1A	Bypass valve		1	
	30	799.1.055.1A	Bypass spring		1	
	31	780.1.018.1A	Bypass cap		1	
	32	886.4.037.1A	O-ring		1	

CATALOGUE No:

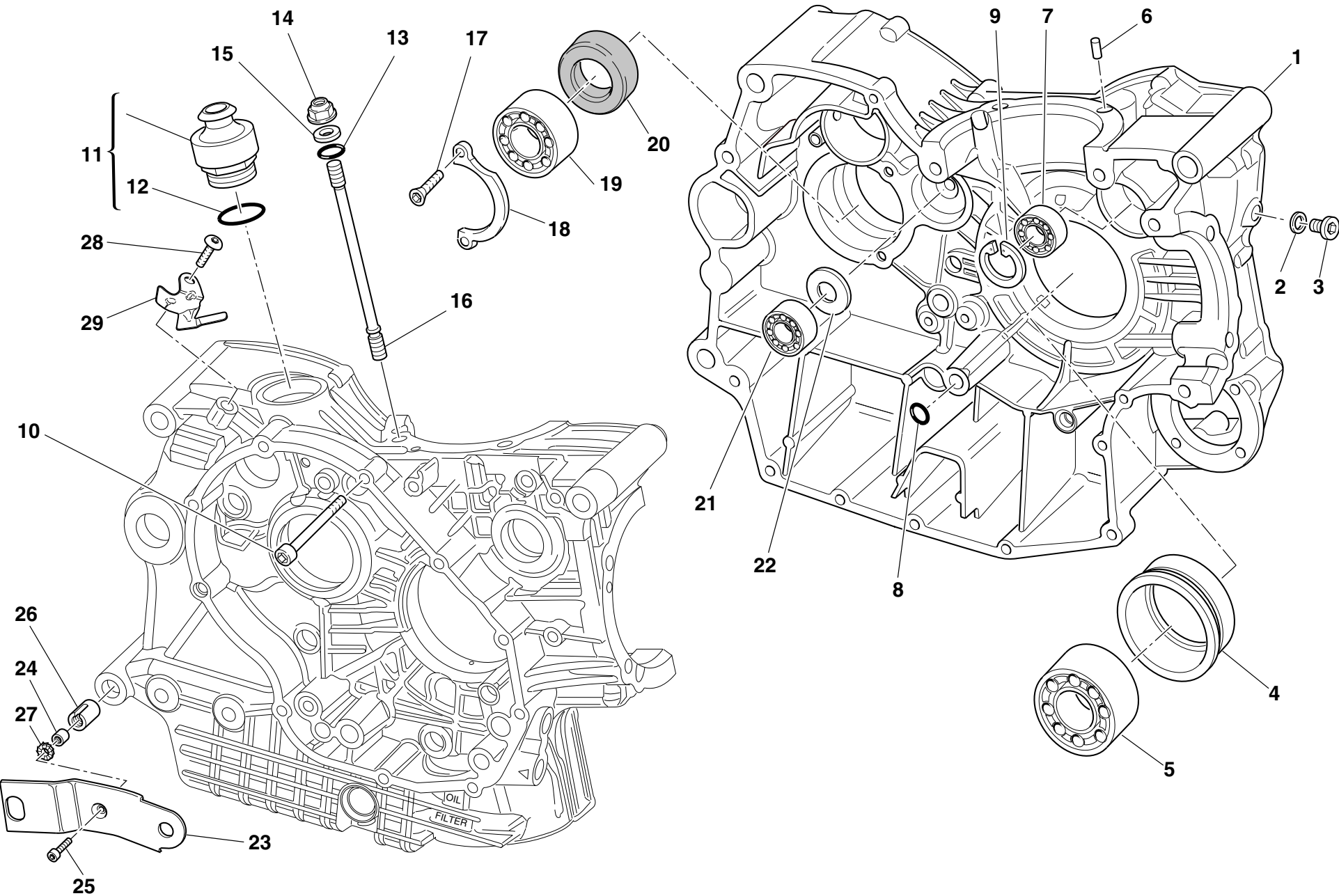
ISSUED:

915.1.206.1A  
12 - 03

DRAWING

010

HALF CRANKCASES






DRAWING

010

HALF CRANKCASES

NOTES	NO.	CODE NO.	DESCRIPTION	VALIDITY	Q.TY	
	1	225.2.069.2A	Complete half-crankcases pair		1	
	2	420.2.006.2A	Aluminium gasket		1	
	3	779.1.026.1A	Screw		1	
	4	710.1.070.1A	Bearing holder bush		1	
	5	75191.3380	Bearing		1	
	6	0011.52.010	Locating dowel		2	
	7	702.5.008.1A	Bearing		1	
	8	93827.0114	O-ring		1	
	9	73503.3380	Gear Circlip tool		1	
	10	771.5.136.8B	Screw		2	
	11	593.1.003.1B	Breather valve		1	
	12	93823.3156	O-ring		1	
	13	0400.17.030	O-ring		8	
	14	748.1.038.1A	Nut		8	
	15	856.1.064.2A	Special washer		8	
	16	766.1.024.2A	Stud bolt for fastening head cylinder		8	
	17	72094.1616	Screw		2	
	18	826.1.012.1A	Keep plate		1	
	19	702.4.013.1A	Bearing		1	
	20	930.4.022.1A	Seal ring		1	
	21	702.4.033.1A	Bearing		1	
	22	0370.49.250	Washer		1	
	23	830.1.261.1A	R.H. bracket		1	
	24	711.1.072.1A	Bush		1	
	25	771.5.669.8B	Screw		1	
	26	710.1.032.1A	Bush		1	
	27	852.4.008.1A	Nylon washer		1	

CATALOGUE No: 915.1.206.1A  
ISSUED: 12 - 03

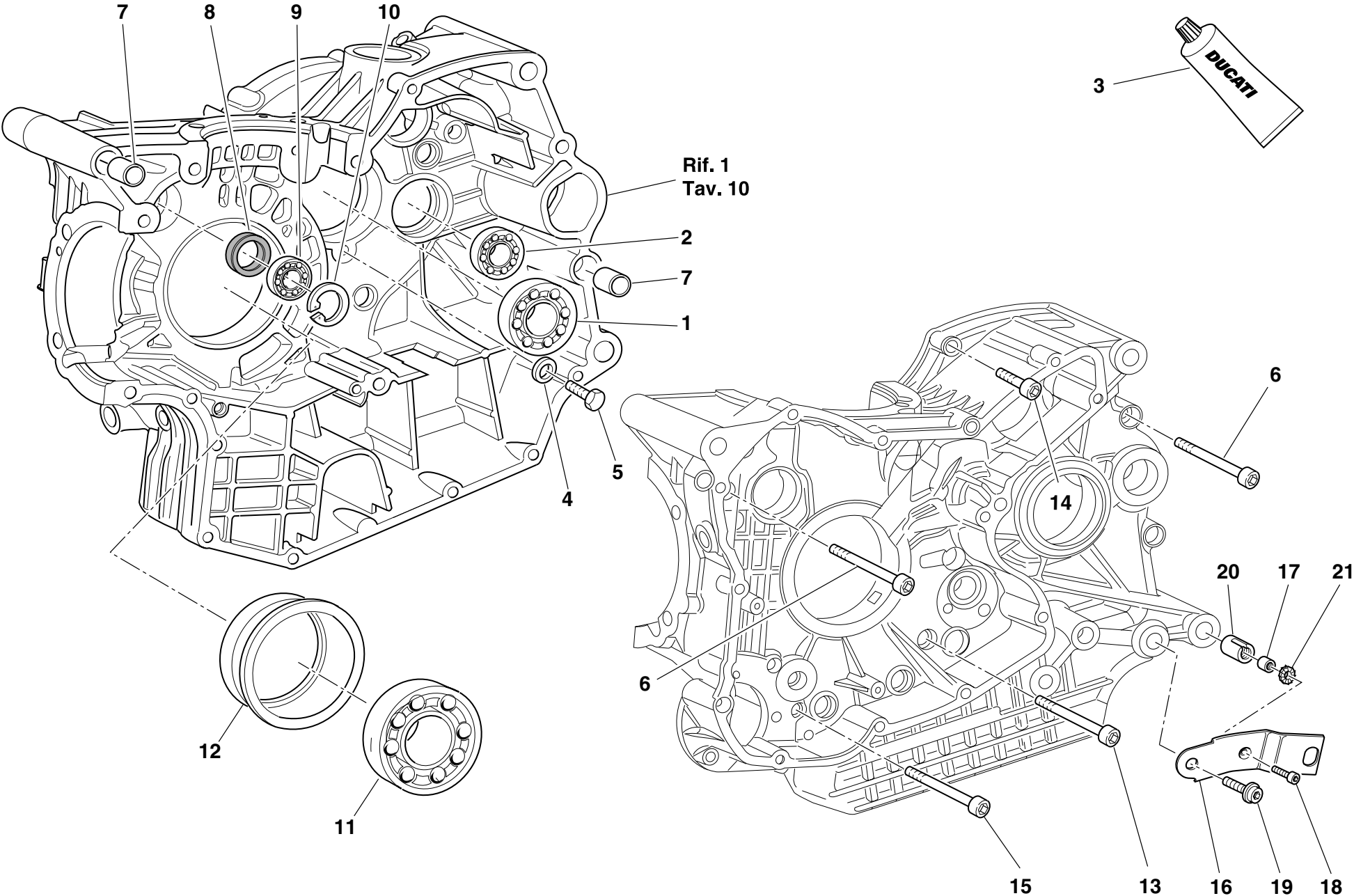
NOTES	NO.	CODE NO.	DESCRIPTION	VALIDITY	Q.TY	
	28	775.1.062.2A	Special screw		1	
	29	829.1.439.1A	Holder sensor		1	

CATALOGUE No: 915.1.206.1A  
ISSUED: 12 - 03

DRAWING

010a


HALF CRANKCASES



DRAWING

010a

HALF CRANKCASES

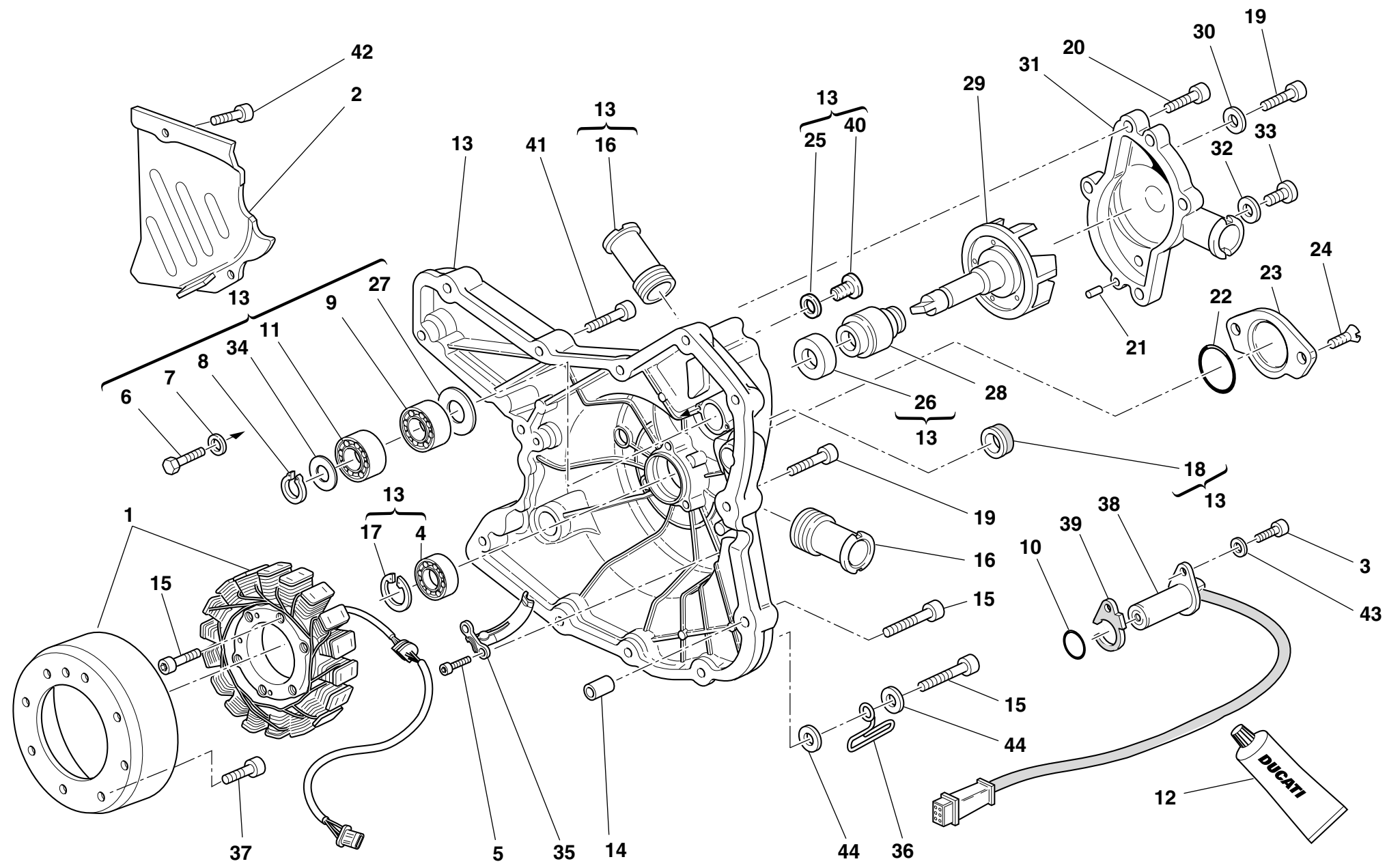
NOTES	NO.	CODE NO.	DESCRIPTION	VALIDITY	Q.TY	
	1	702.5.019.1A	Bearing		1	
	2	702.4.033.1A	Bearing		1	
	3	94247.0014	Fluid sealant		1	
	4	713.1.140.1A	Spacer		2	
	5	60N101079	Screw		2	
	6	771.5.136.2B	Screw		4	
	7	711.1.095.1A	Bush		2	
	8	93785.1830	Seal ring		1	
	9	75794.1542	Bearing		1	
	10	73503.3380	Gear Circlip tool		1	
	11	702.4.020.1A	Bearing		1	
	12	710.1.069.1A	Bearing holder bush		1	
	13	779.1.029.1A	Special screw		1	
	14	771.5.072.2B	Screw		7	
	15	771.5.080.2B	Screw		2	
	16	830.1.262.1A	L.H. bracket		1	
	17	711.1.072.1A	Bush		1	
	18	771.5.669.8B	Screw		1	
	19	771.5.752.8B	Screw		1	
	20	710.1.032.1A	Bush		1	
	21	852.4.008.1A	Nylon washer		1	

NOTES	NO.	CODE NO.	DESCRIPTION	VALIDITY	Q.TY	
-------	-----	----------	-------------	----------	------	---

DRAWING

011

WATER PUMP - ALTERNATOR COVER




DRAWING

011

WATER PUMP - ALTERNATOR COVER

NOTES	NO.	CODE NO.	DESCRIPTION	VALIDITY	Q.TY	
	1	264.4.017.1A	Generator		1	
	2	247.1.083.1A	Chain cover (BLACK)		1	
	3	771.5.065.8B	Screw		1	
	4	702.5.008.1A	Bearing		1	
	5	771.5.064.8B	Screw		2	
	6	770.5.250.8B	Screw		2	
	7	852.1.172.1A	Washer		2	
	8	884.5.011.1A	A 10 Ring		1	
	9	702.4.010.2A	Bearing		1	
	10	886.4.003.1A	O-ring		1	
	11	702.4.009.1A	Bearing		1	
	12	94247.0014	Fluid sealant		1	
	13	242.2.054.2A	Generator cover		1	
	14	0400.49.240	Locating bush		2	
	15	771.5.071.8B	Screw		6	
	16	668.1.001.3A	Water pump delivery filler		2	
	17	73503.3380	Gear Circlip tool		1	
	18	93783.1524	Seal ring		1	
	19	771.5.069.8B	Screw		10	
	20	771.5.066.8B	Screw		5	
	21	0011.52.010	Locating dowel		2	
	22	886.4.035.1A	O-ring		1	
	23	247.1.002.1BC	Cover		1	
	24	777.5.049.8B	Screw		2	
	25	852.1.120.1A	Aluminium gasket		1	
	26	930.5.005.1A	Seal		1	
	27	713.1.128.1B	Spacer		1	

CATALOGUE No: 915.1.206.1A  
ISSUED: 12 - 03

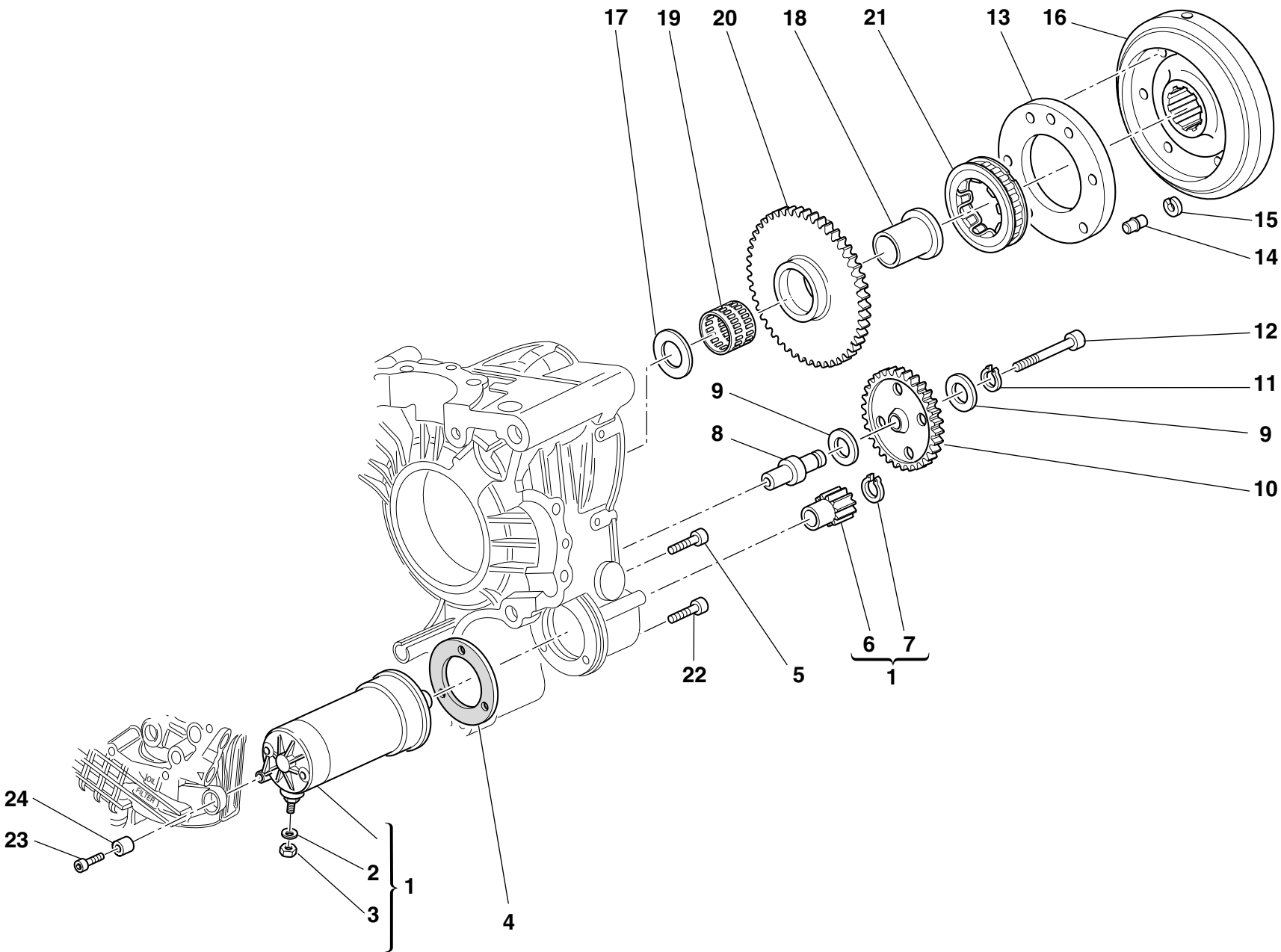
NOTES	NO.	CODE NO.	DESCRIPTION	VALIDITY	Q.TY	
	28	930.5.006.2B	Mechanical seal		1	
	29	251.2.008.1A	Water pump fan		1	
	30	420.2.000.7A	Gasket		1	
	31	247.2.166.2A	Complete water pump cover		1	
	32	420.2.001.0A	Gasket th.1		1	
	33	780.5.001.1A	Cap		1	
	34	852.1.114.1A	Washer		1	
	35	830.1.235.1A	Bracket		1	
	36	881.1.030.1A	Holder		1	
	37	779.4.075.1A	Screw		8	
	38	552.4.020.1A	Sensor		1	
	39	788.1.076.1A	Gasket th.0,6		2	
	39	788.1.076.1AA	Gasket th.0,8		1	
	39	788.1.076.1AB	Gasket th.1,0		1	
	40	779.1.198.2A	Cap		1	
	41	771.5.067.8B	Screw		2	
	42	771.5.065.2BB	Screw		2	
	43	853.1.003.1A	Spring washer		1	
	44	734306N01	Washer		2	

CATALOGUE No: 915.1.206.1A  
ISSUED: 12 - 03

DRAWING

012


ELECTRIC STARTER AND IGNITION



DRAWING

012

ELECTRIC STARTER AND IGNITION

NOTES	NO.	CODE NO.	DESCRIPTION	VALIDITY	Q.TY	
	1	270.4.005.1A	Complete starter motor		1	
	2	853.1.003.1A	Spring washer		1	
	3	750.1.121.1A	Nut		1	
	4	788.1.054.1A	Starter motor gasket		1	
	5	771.5.066.8B	Screw		2	
	6	176.1.001.1A	Starter motor sprocket		1	
	7	73500.1237	Gear Circlip tool		1	
	8	0660.50.020	Intermediate gear pin		1	
	9	856.1.071.1A	Washer		2	
	10	176.1.009.1A	Intermediate gear assembly		1	
	11	73500.1440	Gear Circlip tool		1	
	12	771.5.078.8B	Screw		1	
	13	160.1.057.1A	Flange		1	
	14	863.1.002.1A	Locating pin		1	
	15	0647.29.040	Check ring		1	
	16	276.1.038.1A	Ignition flywheel		1	
	17	0619.50.065	Washer		1	
	18	881.1.010.1C	Inner ring		1	
	19	701.4.003.1A	Needle bearing		1	
	20	173.1.012.3A	Electric starter driven gear		1	
	21	701.4.007.1A	Starter clutch		1	
	22	771.5.069.8B	Screw		1	
	23	771.5.071.8B	Screw		1	
	24	700.1.036.1A	Threaded insert		1	

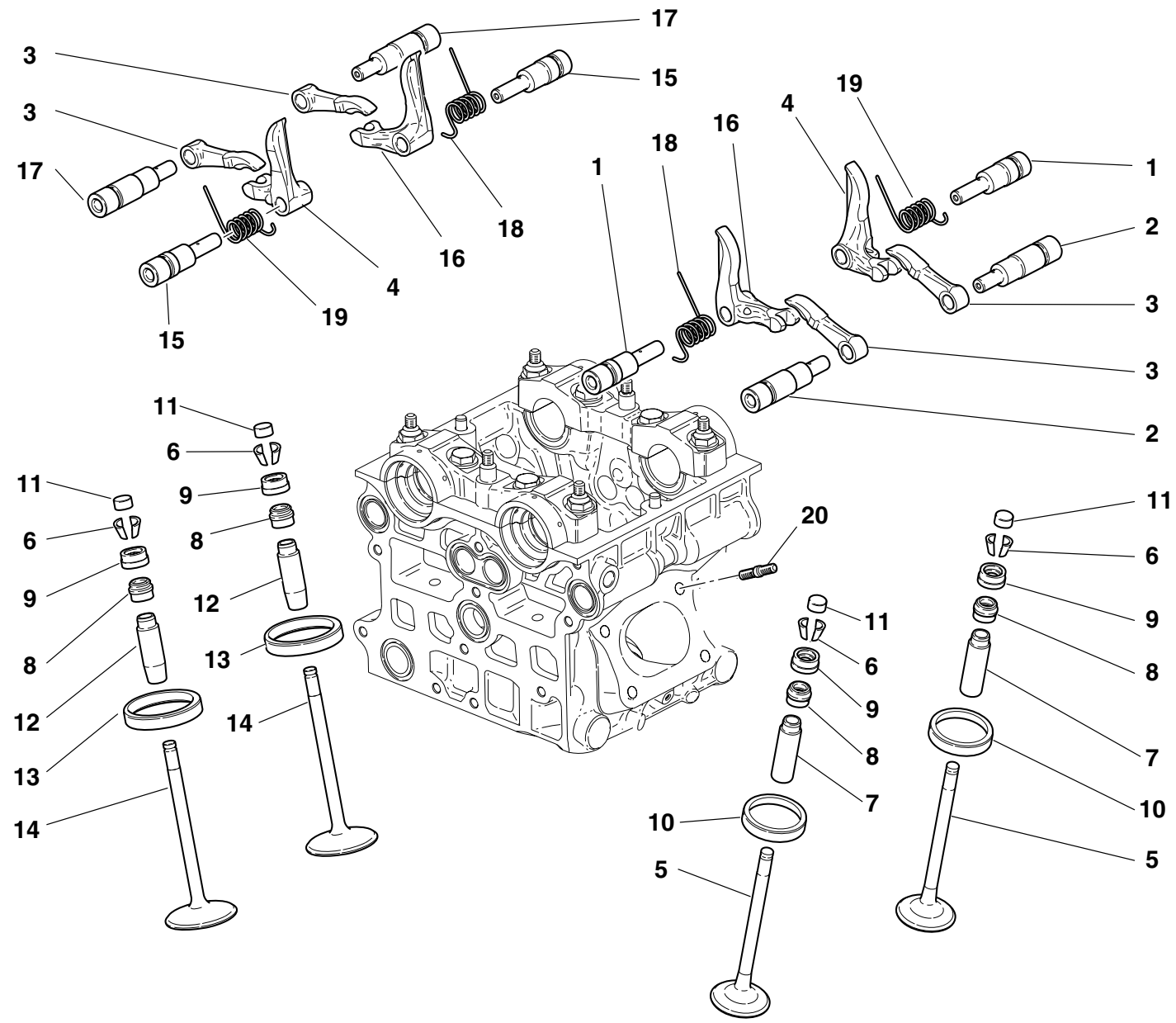
NOTES	NO.	CODE NO.	DESCRIPTION	VALIDITY	Q.TY	
-------	-----	----------	-------------	----------	------	---

DRAWING

013

HEAD: TIMING

11	9
Registro bilanc. apertura	Registro bilanc. chiusura
Adjustment	Adjustment
Réglage	Réglage
Ventilkäppchen	Ventilkäppchen
840.1.185.1AM — 1,8	840.1.186.1AP — 4,15
840.1.185.1AN — 1,85	840.1.186.1AQ — 4,2
840.1.185.1AO — 1,9	840.1.186.1AR — 4,25
840.1.185.1AP — 1,95	840.1.186.1AS — 4,3
840.1.185.1AQ — 2	840.1.186.1AT — 4,35
840.1.185.1AR — 2,05	840.1.186.1AU — 4,4
840.1.185.1AS — 2,1	840.1.186.1AA — 4,45
840.1.185.1AT — 2,15	840.1.186.1AB — 4,5
840.1.185.1AU — 2,2	840.1.186.1AC — 4,55
840.1.185.1AA — 2,25	840.1.186.1AD — 4,6
840.1.185.1AB — 2,3	840.1.186.1AE — 4,65
840.1.185.1AC — 2,35	840.1.186.1AF — 4,7
840.1.185.1AD — 2,4	840.1.186.1AG — 4,75
840.1.185.1AE — 2,45	840.1.186.1AH — 4,8
840.1.185.1AF — 2,5	840.1.186.1AI — 4,85
840.1.185.1AG — 2,55	840.1.186.1AJ — 4,9
840.1.185.1AH — 2,6	840.1.186.1AK — 4,95
840.1.185.1AI — 2,65	840.1.186.1AL — 5
840.1.185.1AJ — 2,7	840.1.186.1AM — 5,05
840.1.185.1AK — 2,75	840.1.186.1AN — 5,1
840.1.185.1AL — 2,8	840.1.186.1AO — 5,15






DRAWING

013


HEAD: TIMING

NOTES	NO.	CODE NO.	DESCRIPTION	VALIDITY	Q.TY	
	1	821.1.155.1A	Closing rocker shaft		4	
	2	821.1.154.1A	Exhaust opening rocker shaft		4	
	3	208.1.023.1A	Opening rocker		8	
	4	209.1.014.6A	L.H. Closing rocker		4	
	5	211.1.040.1A	Exhaust valve		4	
	6	845.4.005.1B	Valve collet pair		16	
	7	303.1.038.1A	Exhaust valve guide		4	
	7	303.1.038.1AA	Exhaust valve guide magg. 0,03		4	
	7	303.1.038.1AB	Exhaust valve guide magg. 0,06		4	
	7	303.1.038.1AC	Exhaust valve guide magg. 0,09		4	
	8	764.4.054.1A	Rubber pad		8	
	9	840.1.186.1A	See table		8	
	10	304.1.047.1A	Exhaust valve seat		4	
	10	304.1.047.1AB	Oversize exhaust valve seat 0.03		4	
	10	304.1.047.1AC	Oversize exhaust valve seat 0.06		4	
	11	840.1.185.1A	See table		8	
	12	303.1.037.1A	Intake valve guide		4	
	12	303.1.037.1AA	Intake valve guide magg. 0,03		4	
	12	303.1.037.1AB	Intake valve guide magg. 0,06		4	
	12	303.1.037.1AC	Intake valve guide magg. 0,09		4	
	13	304.1.046.1A	Intake valve seat		4	
	13	304.1.046.1AB	Oversize intake valve seat 0.03		4	
	13	304.1.046.1AC	Oversize intake valve seat 0.06		4	
	14	210.1.049.1A	Intake valve		4	
	15	821.1.153.1A	Closing rocker shaft		4	
	16	209.1.013.6A	R.H. Closing rocker		4	
	17	821.1.152.1A	Opening rocker shaft		4	

CATALOGUE No:

ISSUED:

915.1.206.1A  
12 - 03

NOTES	NO.	CODE NO.	DESCRIPTION	VALIDITY	Q.TY	
	18	799.1.162.1A	R.H. valve return spring		4	
	19	799.1.163.1A	L.H. valve return spring		4	
	20	766.4.019.1A	Stud bolt		8	

CATALOGUE No:

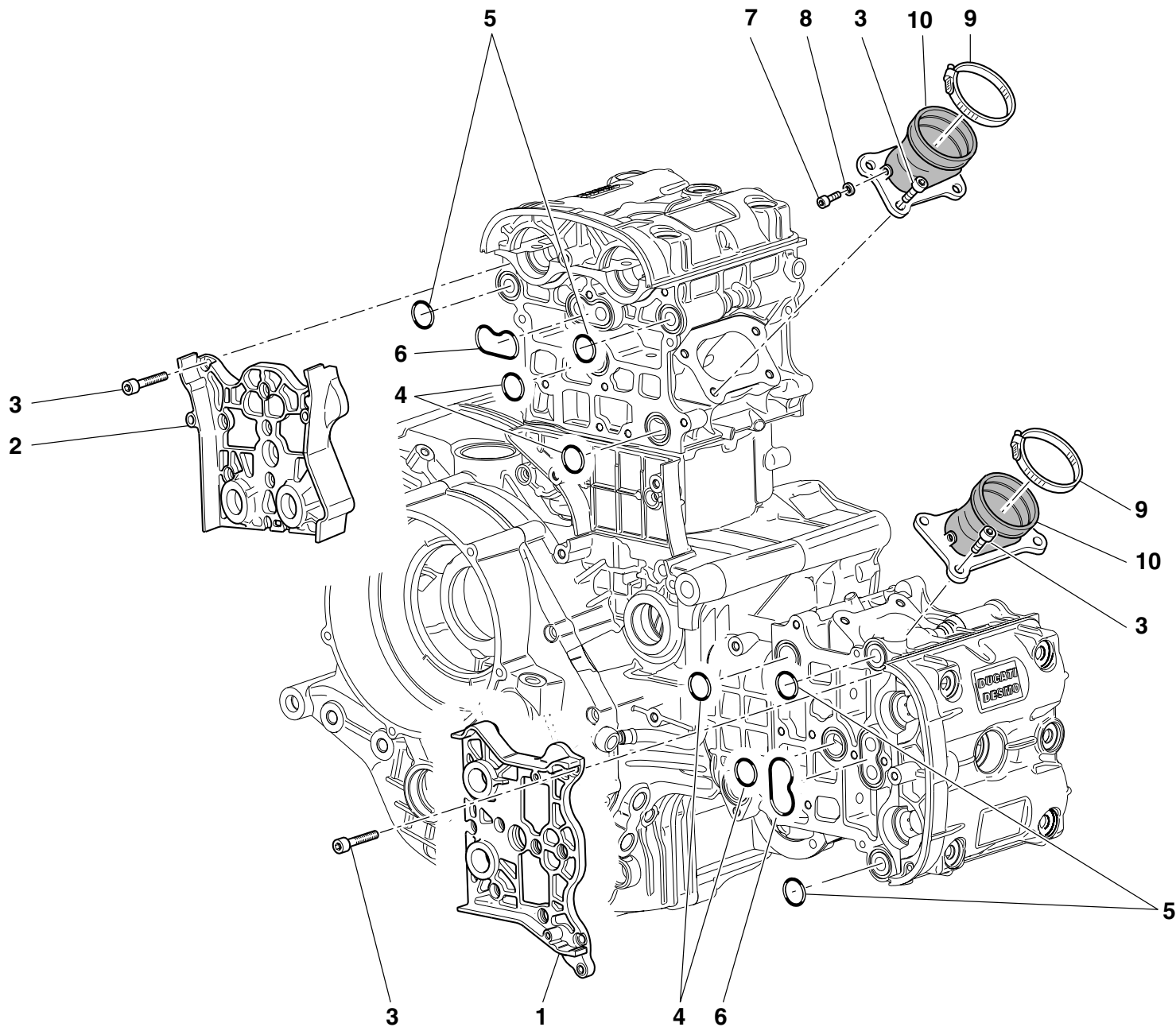
ISSUED:

915.1.206.1A  
12 - 03

DRAWING

014


COLLECTORS AND HEAD COVERS



DRAWING

014

COLLECTORS AND HEAD COVERS

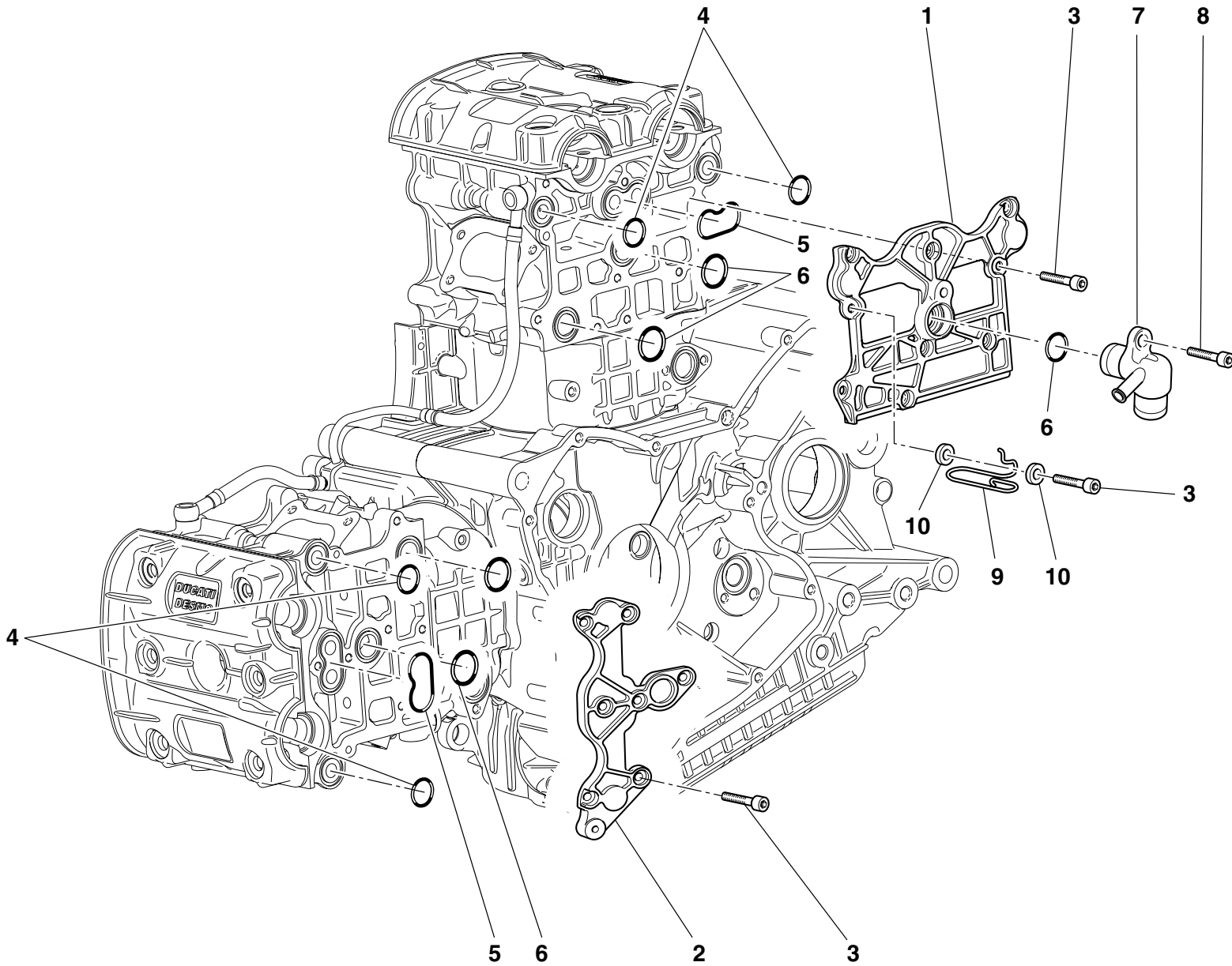
NOTES	NO.	CODE NO.	DESCRIPTION	VALIDITY	Q.TY	
	1	247.1.212.1A	Cover		1	
	2	247.1.211.1A	Cover		1	
	3	771.5.065.8B	Screw		28	
	4	93823.2087	O-ring		4	
	5	463.2.050.5A	O-ring		4	
	6	788.1.064.1A	Gasket		2	
	7	773.5.061.8B	Screw		4	
	8	420.2.000.7A	Gasket		4	
	9	741.4.067.1A	Hose guide		2	
	10	140.2.031.2A	Intake manifold		2	

NOTES	NO.	CODE NO.	DESCRIPTION	VALIDITY	Q.TY	
-------	-----	----------	-------------	----------	------	---

DRAWING

014a


HEAD COVERS



DRAWING

014a

HEAD COVERS

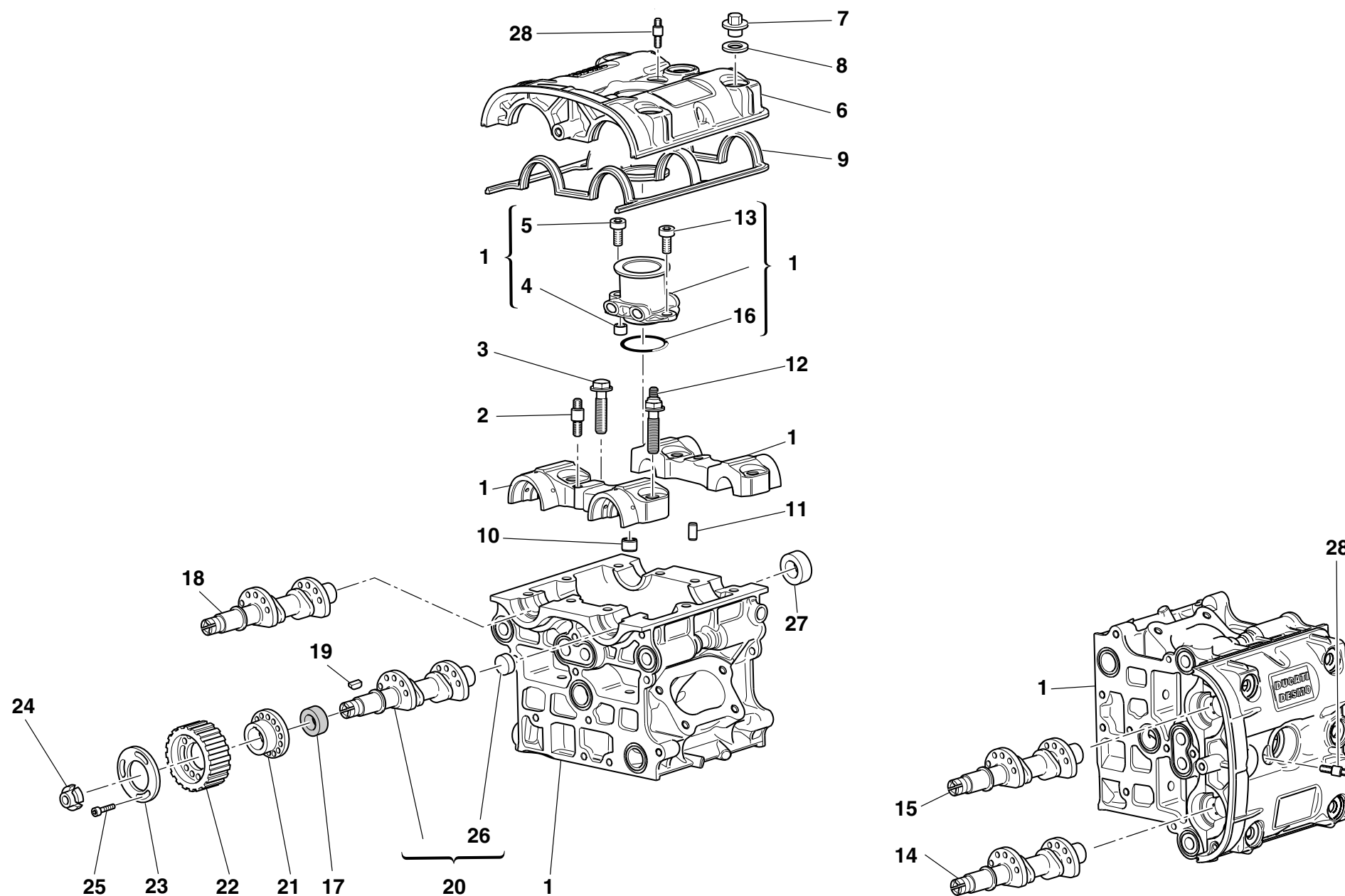
NOTES	NO.	CODE NO.	DESCRIPTION	VALIDITY	Q.TY	
	1	247.1.163.1A	Cover		1	
	2	247.1.161.1A	Cover		1	
	3	771.5.065.8B	Screw		18	
	4	463.2.050.5A	O-ring		4	
	5	788.1.064.1A	Gasket		2	
	6	93823.2087	O-ring		4	
	7	814.1.117.1A	Water outlet union		1	
	8	771.5.071.8B	Screw		1	
	9	881.1.030.1A	Holder		1	
	10	852.1.176.1A	Washer		2	

NOTES	NO.	CODE NO.	DESCRIPTION	VALIDITY	Q.TY	
-------	-----	----------	-------------	----------	------	---

DRAWING

015


## HEAD



DRAWING

015

HEAD


NOTES	NO.	CODE NO.	DESCRIPTION	VALIDITY	Q.TY	
	1	301.2.158.1A	Head (4,5,13,16 included)		2	
	2	766.1.020.1A	Stud bolt		4	
	3	779.1.190.1A	Special screw		8	
	4	711.1.092.2A	Bush		2	
	5	771.5.069.8B	Screw		2	
	6	247.1.156.1A	Cover		2	
	7	750.1.047.1A	Nut		12	
	8	856.1.061.2A	Washer		12	
	9	788.1.062.1A	Head gasket		2	
	10	711.1.091.2A	Bush		8	
	11	418.4.052.7A	Pin		4	
	12	779.1.189.1A	Special screw		8	
	13	771.5.065.8B	Screw		2	
	14	148.2.192.1A	Horizontal exhaust camshaft		1	
	15	148.2.190.1A	Horizontal intake camshaft		1	
	16	886.5.007.1A	O-ring		2	
	17	930.5.007.1A	Seal ring		4	
	18	148.2.193.1A	Vertical exhaust camshaft		1	
	19	680.5.003.1A	Woodruff key		4	
	20	148.2.191.1A	Vertical intake camshaft		1	
	21	160.1.094.1A	Spacer		4	
	22	255.1.019.2A	Timing belt roller		4	
	23	856.1.074.2A	Washer		4	
	24	703.5.002.1A	Ring nut		4	
	25	779.5.030.2A	Screw		12	
	26	873.1.005.1A	Cap		4	
	27	930.4.020.1A	Cap		4	

CATALOGUE No:

ISSUED:

915.1.206.1A

12 - 03

NOTES	NO.	CODE NO.	DESCRIPTION	VALIDITY	Q.TY	
	28	766.1.023.1A	Stud bolt		2	

CATALOGUE No:

ISSUED:

915.1.206.1A

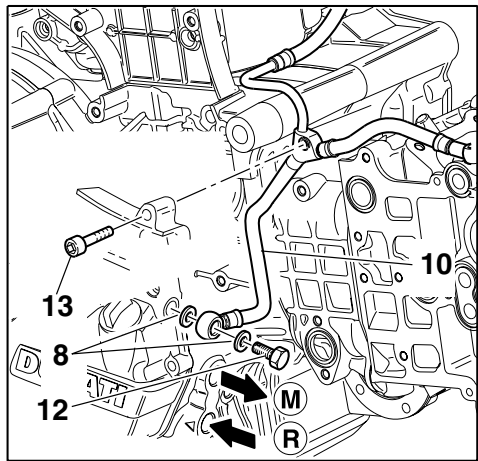
12 - 03

DRAWING

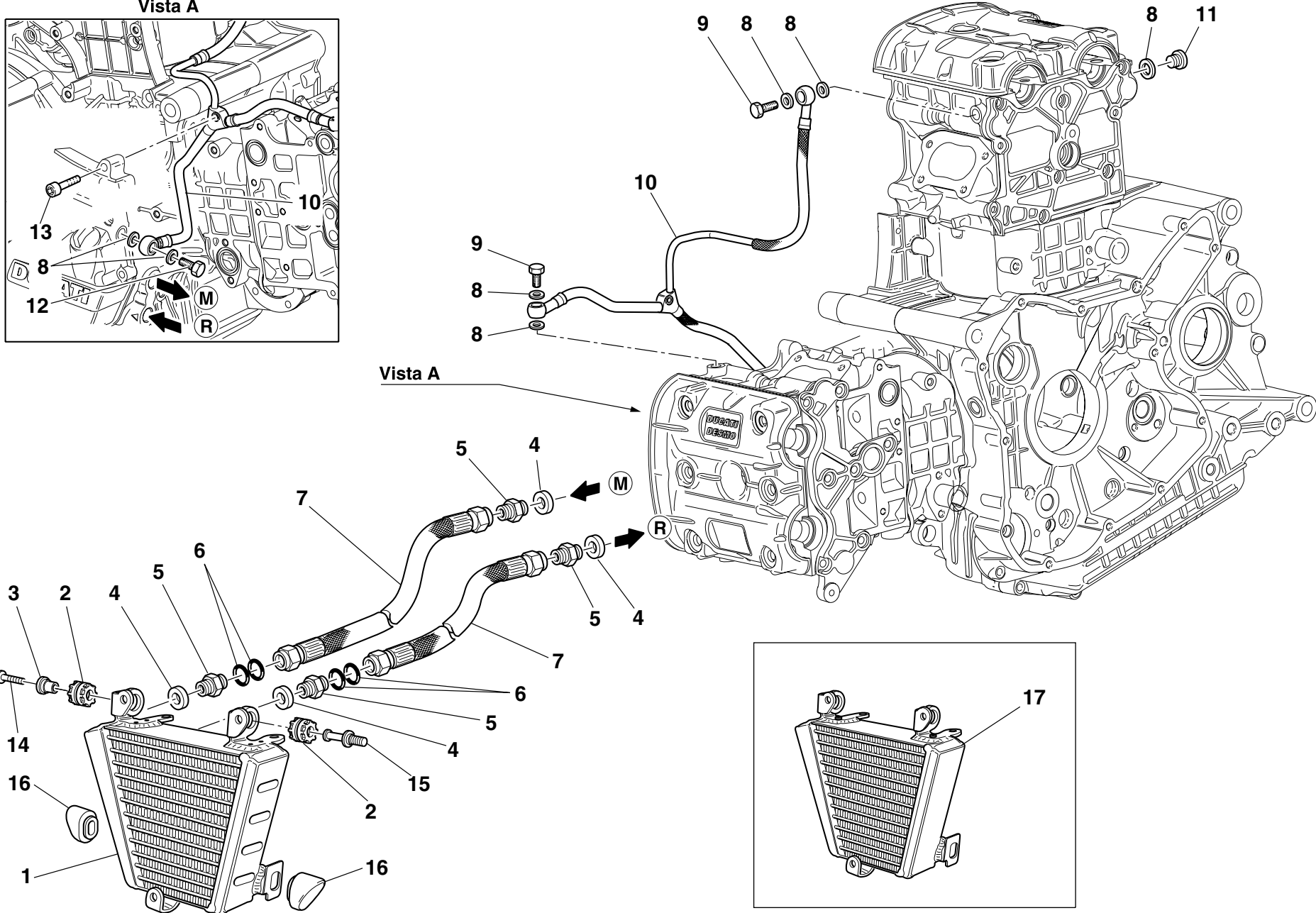
016

OIL COOLER

Vista A



Vista A






DRAWING

016

OIL COOLER

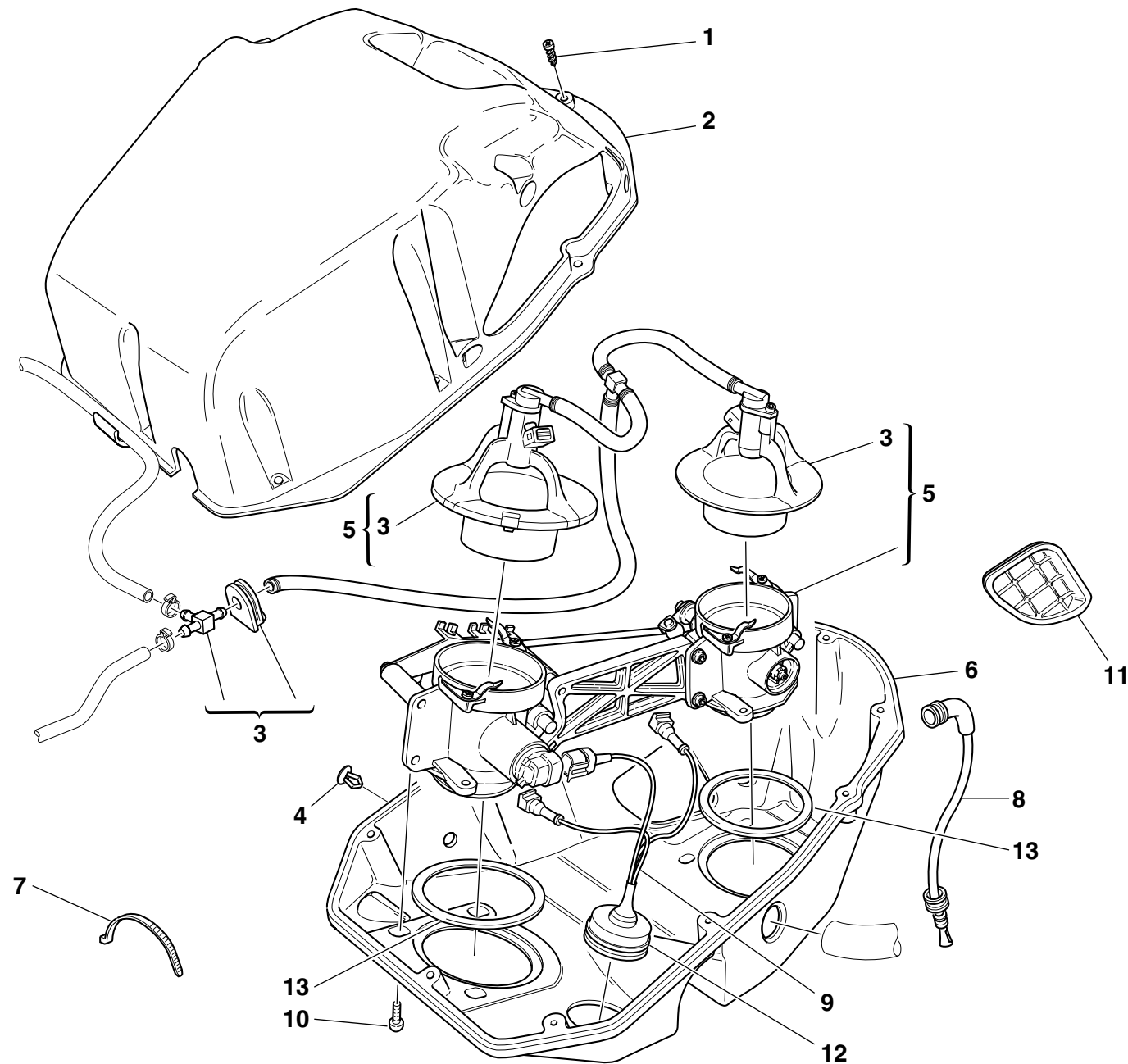
NOTES	NO.	CODE NO.	DESCRIPTION	VALIDITY	Q.TY	
	1	548.4.043.1A	Oil cooler		1	
	2	764.1.022.1A	Vibration damper pad		2	
	3	716.1.003.1A	Spacer		1	
	4	420.2.006.4A	Aluminium gasket		4	
	5	815.1.022.1A	Nipple		4	
	6	886.5.015.1A	O-Ring		4	
	7	549.1.030.1A	Oil delivery pipe		2	
	8	420.2.001.0A	Gasket th.1		8	
	9	779.1.318.1A	Special screw		2	
	10	875.1.048.2A	Head lubrication pipe		1	
	11	780.5.001.1A	Cap		2	
	12	781.1.009.1A	Special screw		1	
	13	771.5.041.8B	Screw		1	
	14	8000.61070	Screw		1	
	15	821.1.159.1A	Pin		1	
	16	866.1.044.1A	Rubber pad		2	
	17	548.4.042.1A	Oil cooler		1	

NOTES	NO.	CODE NO.	DESCRIPTION	VALIDITY	Q.TY	
-------	-----	----------	-------------	----------	------	---

DRAWING

017


THROTTLE BODY



DRAWING

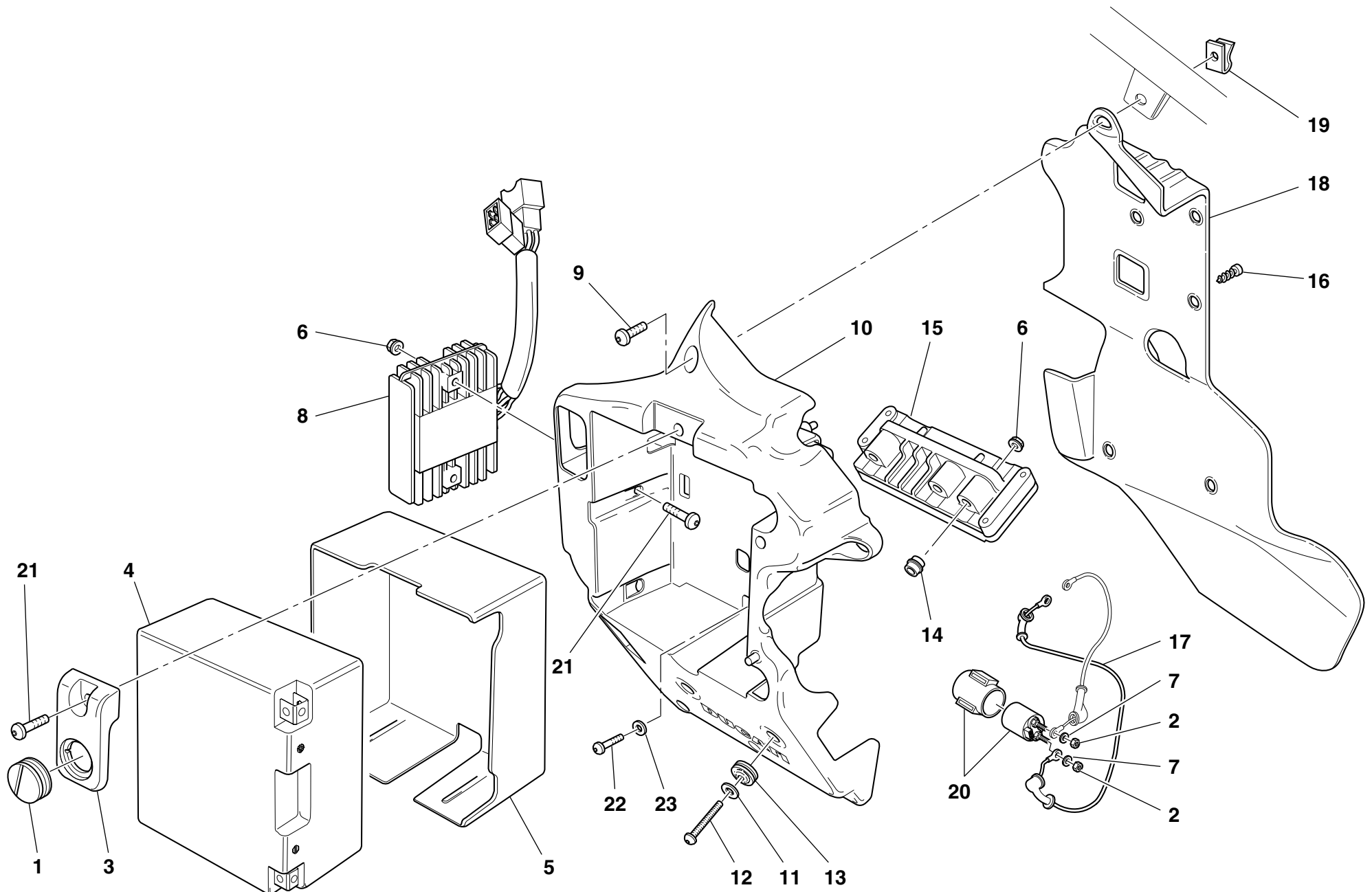
017

THROTTLE BODY

NOTES	NO.	CODE NO.	DESCRIPTION	VALIDITY	Q.TY	
	1	774.5.002.1B	Screw		10	
	2	246.1.073.1A	Filter case cover		1	
	3	135.2.006.1A	Kit		1	
	4	764.1.046.1A	Rubber pad		2	
	5	282.4.058.1A	Complete throttle body		1	
	6	442.1.073.1A	Lower filter box		1	
	7	741.4.038.1A	Hose guide		3	
	8	876.1.086.1A	Exhaust pipe		1	
	9	510.1.241.1A	Throttle body wiring		1	
	10	779.1.274.1A	Screw		6	
	11	672.1.030.1A	Air box cowling		1	
	12	764.1.028.1A	Rubber pad		1	
	13	791.1.058.1A	Gasket		2	

NOTES	NO.	CODE NO.	DESCRIPTION	VALIDITY	Q.TY	
-------	-----	----------	-------------	----------	------	---

DRAWING **018** BATTERY BOX MOUNT



DRAWING

018

BATTERY BOX MOUNT

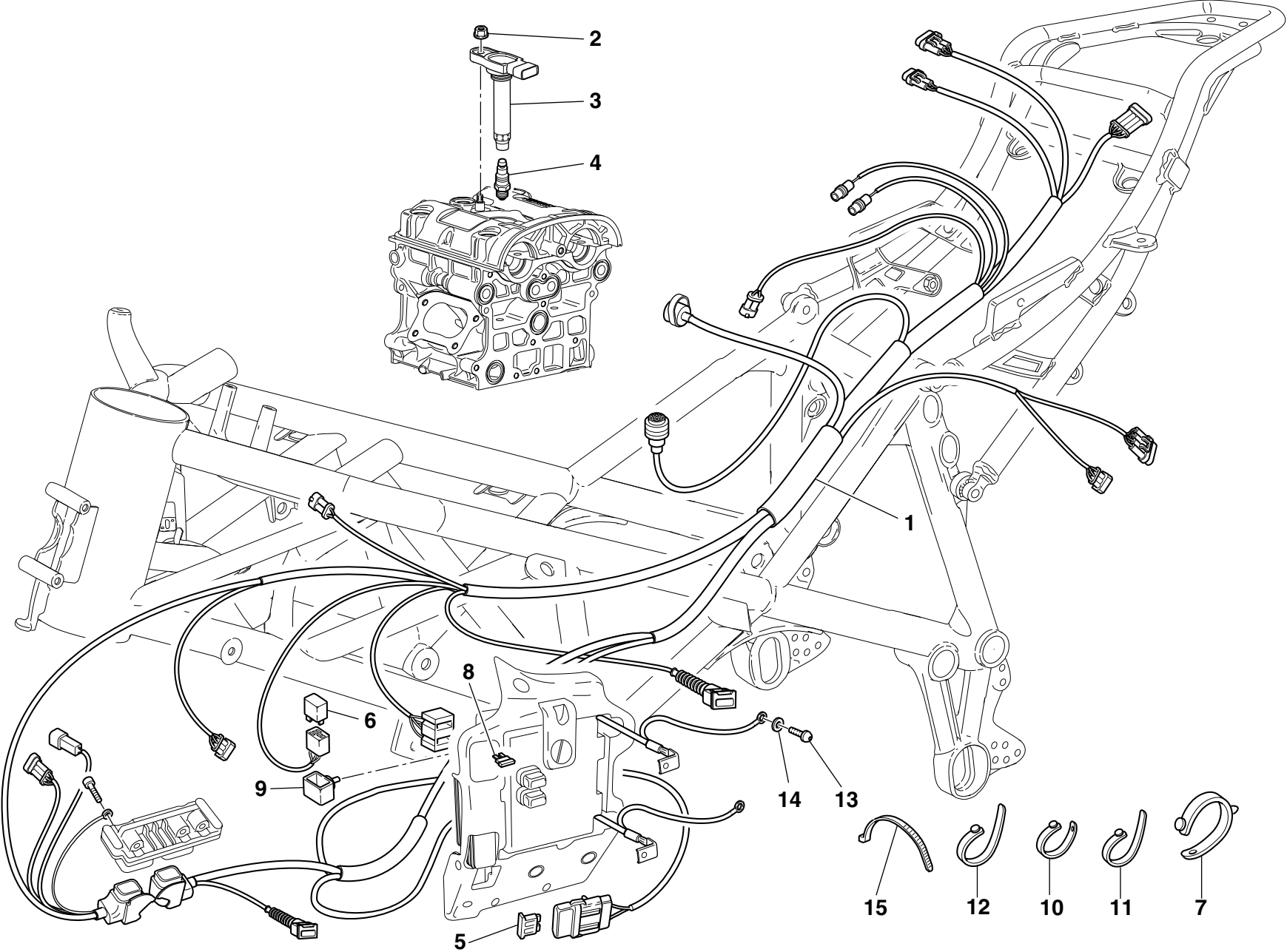
NOTES	NO.	CODE NO.	DESCRIPTION	VALIDITY	Q.TY	
	1	764.1.062.1A	Rubber pad		1	
	2	417.9.050.6A	Nut		2	
	3	247.1.205.1A	Cover		1	
	4	395.4.013.1A	Battery		1	
	5	791.1.060.1A	Battery resting buffer		1	
	6	729906FN1	Nut		4	
	7	462.4.037.6A	Spring washer		2	
	8	540.4.019.1A	Regulator		1	
	9	771.5.666.8B	Screw		2	
	10	829.1.419.1A	Battery box mount		1	
	11	852.1.160.1A	Washer		2	
	12	775.1.034.1AB	Screw		2	
	13	0797.72.068	Vibration damper pad		3	
	14	821.1.171.1A	Pin		2	
GB	15	286.4.086.1B	Injection control unit		1	
	15	286.4.096.1A	Injection control unit		1	
	16	772.5.034.1A	Screw		4	
	17	514.1.040.1A	Solenoid starter-starter motor cable		1	
	18	460.1.125.1A	Battery mount heat guard		1	
	19	850.4.041.1A	Quik fastening		2	
	20	397.4.002.1A	Remote switch		1	
	21	775.1.022.1A	Screw		3	
	22	60N107330	Screw		1	
	23	852.1.161.1A	Washer		1	

NOTES	NO.	CODE NO.	DESCRIPTION	VALIDITY	Q.TY	
-------	-----	----------	-------------	----------	------	---

DRAWING

018a


INJECTION SYSTEM



DRAWING

018a

INJECTION SYSTEM

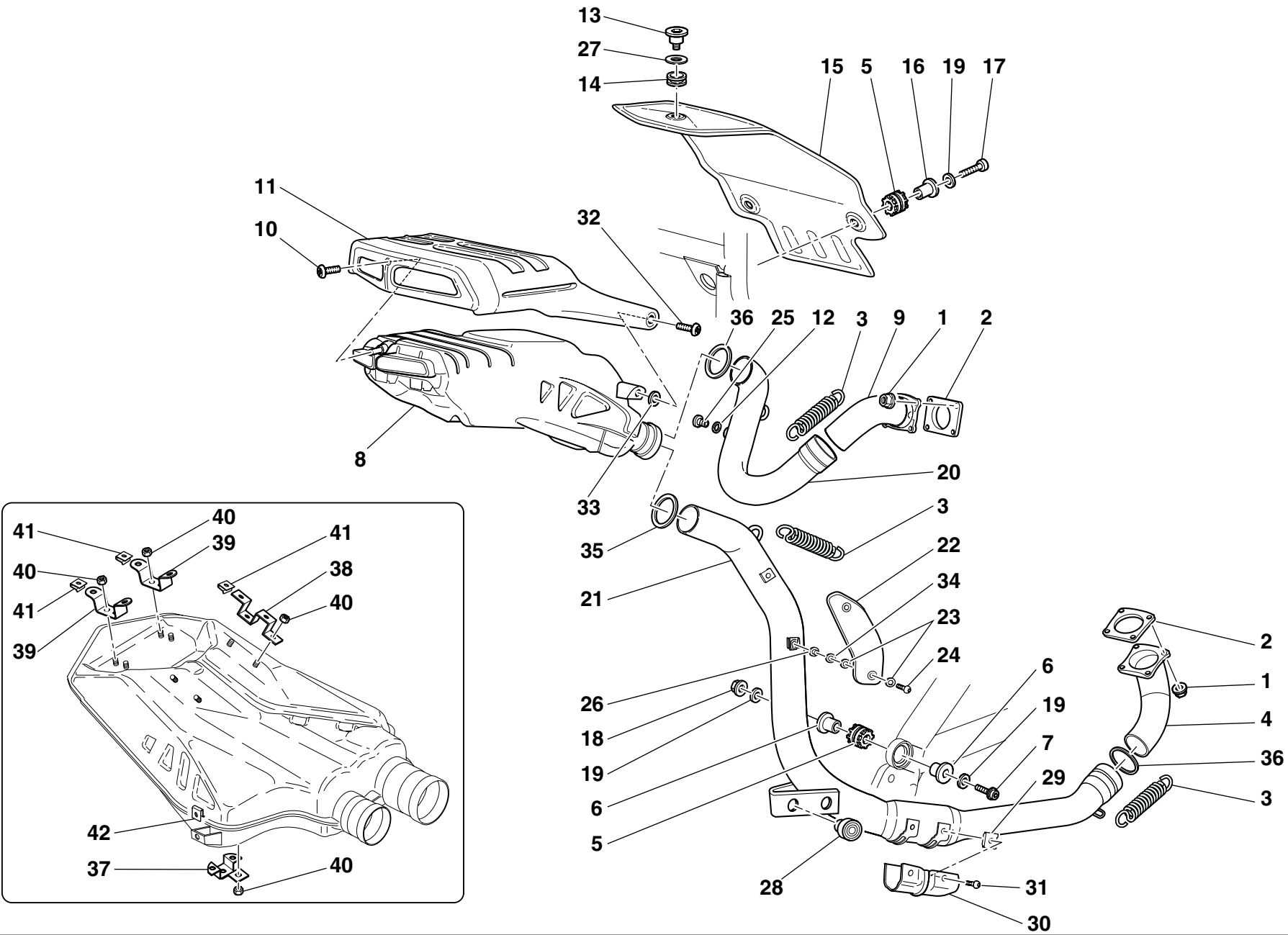
NOTES	NO.	CODE NO.	DESCRIPTION	VALIDITY	Q.TY	
	1	510.1.256.3B	Main wiring		1	
	2	748.1.042.1A	Nut		2	
	3	380.4.008.2A	Coil		2	
	4	670.4.016.1A	Spark plug	dmm005871	1	
	4	670.4.016.1B	Spark plug	dmm000002	2	
	4	670.4.030.1A	Spark plug	dmm006381	1	
	5	389.4.014.1A	Fuse 40A		1	
	6	541.4.007.1A	Relay		1	
	7	8000.53724	Hose guide		9	
	8	389.4.006.1A	Fuse 3A		1	
	8	389.4.013.1A	Fuse 20A		1	
	9	829.1.190.1A	Rubber holder		1	
	10	741.1.010.1A	Hose guide		3	
	11	741.1.012.1A	Hose guide		7	
	12	741.1.013.1A	Hose guide		8	
	13	775.1.019.1A	Screw		1	
	14	852.1.160.1A	Washer		1	
	15	741.4.038.1A	Hose guide		9	

NOTES	NO.	CODE NO.	DESCRIPTION	VALIDITY	Q.TY	
-------	-----	----------	-------------	----------	------	---

DRAWING

019

EXHAUST SYSTEM






DRAWING

019

EXHAUST SYSTEM

NOTES	NO.	CODE NO.	DESCRIPTION	VALIDITY	Q.TY	
	1	748.1.024.1A	Nut		8	
	2	790.1.004.1A	Exhaust gasket		2	
	3	799.1.048.2A	Spring		3	
	4	570.1.071.1B	Horizontal head exhaust pipe		1	
	5	764.1.024.1A	Vibration damper pad		3	
	6	713.1.082.1A	Spacer		2	
	7	772.5.038.1AB	Screw		1	
	8	573.1.064.2B	Exhaust silencer		1	
	9	571.1.072.1B	Vertical head exhaust pipe		1	
	10	775.1.031.1AB	Screw		1	
	11	460.1.116.1A	Silencer thermal protection		1	
	12	420.2.001.0A	Gasket th.1		2	
	13	779.1.260.1A	Special screw		1	
	14	764.1.042.1A	Vibration damper pad		1	
	15	460.1.112.1A	Tail guard thermal protection		1	
	16	8000.62652	Spacer		2	
	17	771.5.070.2BB	Screw		2	
	18	729906FN1	Nut		1	
	19	8000.56359	Washer		4	
	20	571.1.075.1B	Vertical head exhaust pipe		1	
	21	570.1.073.1B	Horizontal head exhaust pipe		1	
	22	247.1.188.1A	Protection		1	
	23	852.1.072.1A	Washer		4	
	24	775.1.035.1A	Screw		2	
	25	780.1.007.1A	Cap		2	
	26	716.1.107.1B	Spacer		2	
	27	852.1.163.1A	Washer		1	

CATALOGUE No: 915.1.206.1A  
ISSUED: 12 - 03

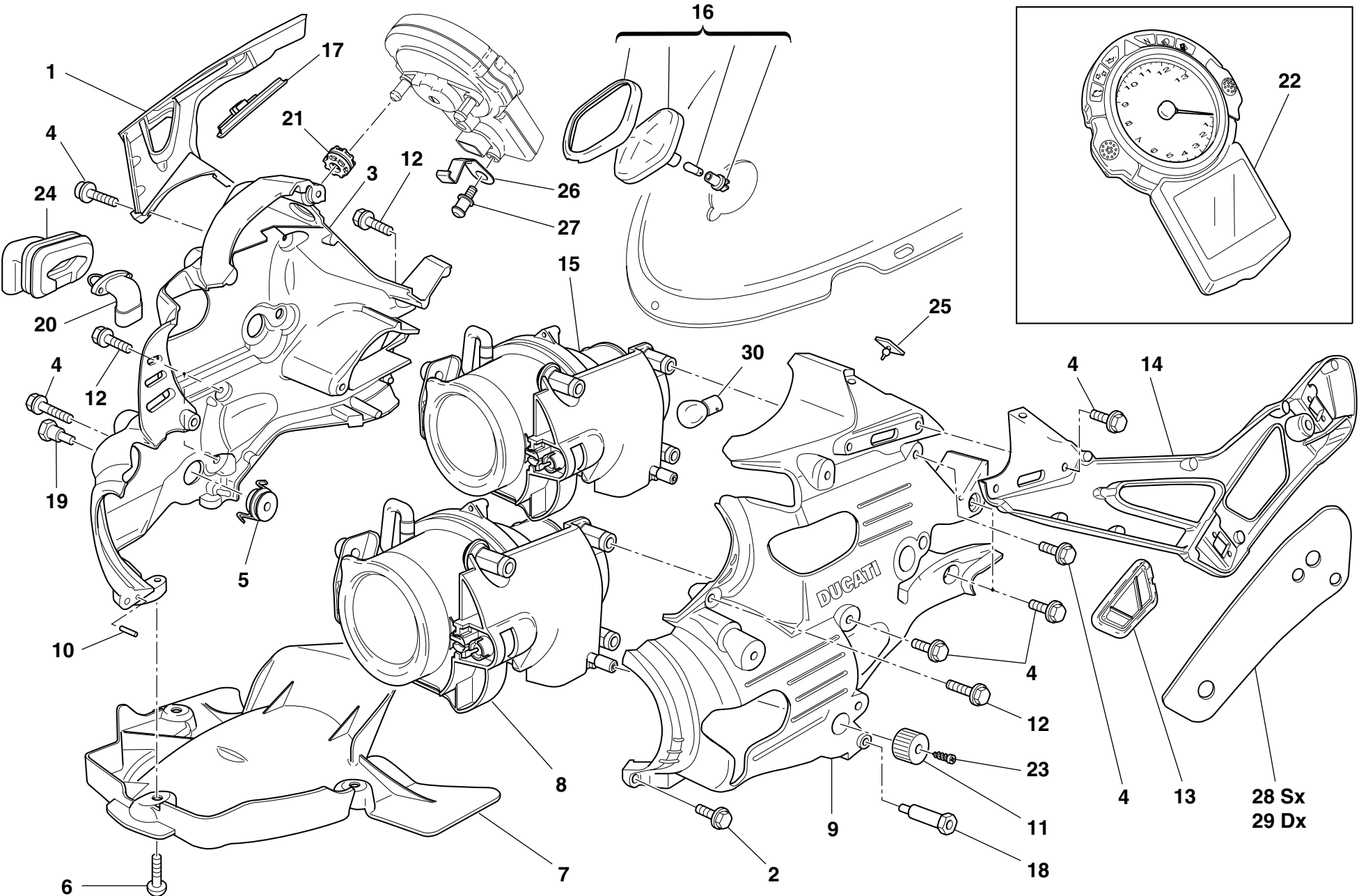
NOTES	NO.	CODE NO.	DESCRIPTION	VALIDITY	Q.TY	
	28	764.1.063.1A	Rubber pad		1	
	29	850.4.064.1A	Nut with clip		4	
	30	460.1.159.1A	Thermal protection		1	
	31	779.1.334.1A	Screw		4	
	32	775.1.033.1A	Screw		2	
	33	856.1.091.1A	Washer		2	
	34	852.5.019.1A	Washer		2	
	35	790.1.010.1A	Gasket		1	
	36	790.1.009.1A	Gasket		2	
	37	576.1.046.1A	Bracket		1	
	38	576.1.047.1A	Bracket		2	
	39	576.1.048.1A	Bracket		2	
	40	749.4.009.1A	Nut		11	
	41	746.4.007.1A	Quik fastening		8	
	42	746.4.006.1A	Quik fastening		2	

CATALOGUE No: 915.1.206.1A  
ISSUED: 12 - 03

DRAWING

020

FRONT HEAD-LIGHT AND INSTRUMENT PANEL




DRAWING

020

FRONT HEAD-LIGHT AND INSTRUMENT PANEL

NOTES	NO.	CODE NO.	DESCRIPTION	VALIDITY	Q.TY	
	1	829.2.384.1AC	R.H. mirror holder (GREY)		1	
	2	772.5.031.1AB	Screw		3	
	3	829.1.369.1A	Headlight holder		1	
	4	772.5.029.1AB	Screw		14	
	5	750.4.010.1A	Nut		4	
	6	775.1.008.3A	Screw		4	
	7	460.1.120.2A	Mudflap		1	
	8	520.4.022.1C	Low beam		1	
	9	829.1.370.1A	Headlight holder		1	
	10	462.9.012.8A	Spring pin		2	
	11	835.1.005.1B	Knob		2	
	12	772.5.038.1AB	Screw		5	
	13	872.1.036.1A	LH mirrors support plug		1	
	14	829.2.385.1AC	L.H. mirror holder (GREY)		1	
	15	520.4.023.1B	High beam		1	
	16	536.2.002.2A	Parking light assy		1	
	17	872.1.037.1A	RH mirrors support plug		1	
	18	684.1.056.1A	L.H. stud bolt		1	
	19	684.1.057.1A	R.H. Stud bolt		1	
	20	552.4.012.1A	Air temperature sensor		1	
	21	764.1.022.1A	Vibration damper pad		3	
	22	406.1.015.1C	Complete instrument panel		1	
	23	772.5.035.1A	Screw		2	
	24	829.1.401.1A	Holder sensor		1	
	25	866.1.036.1A	Rubber pad		2	
	26	826.1.015.1A	Plate		1	
	27	821.1.184.1A	Pin		1	

CATALOGUE No: 915.1.206.1A  
ISSUED: 12 - 03

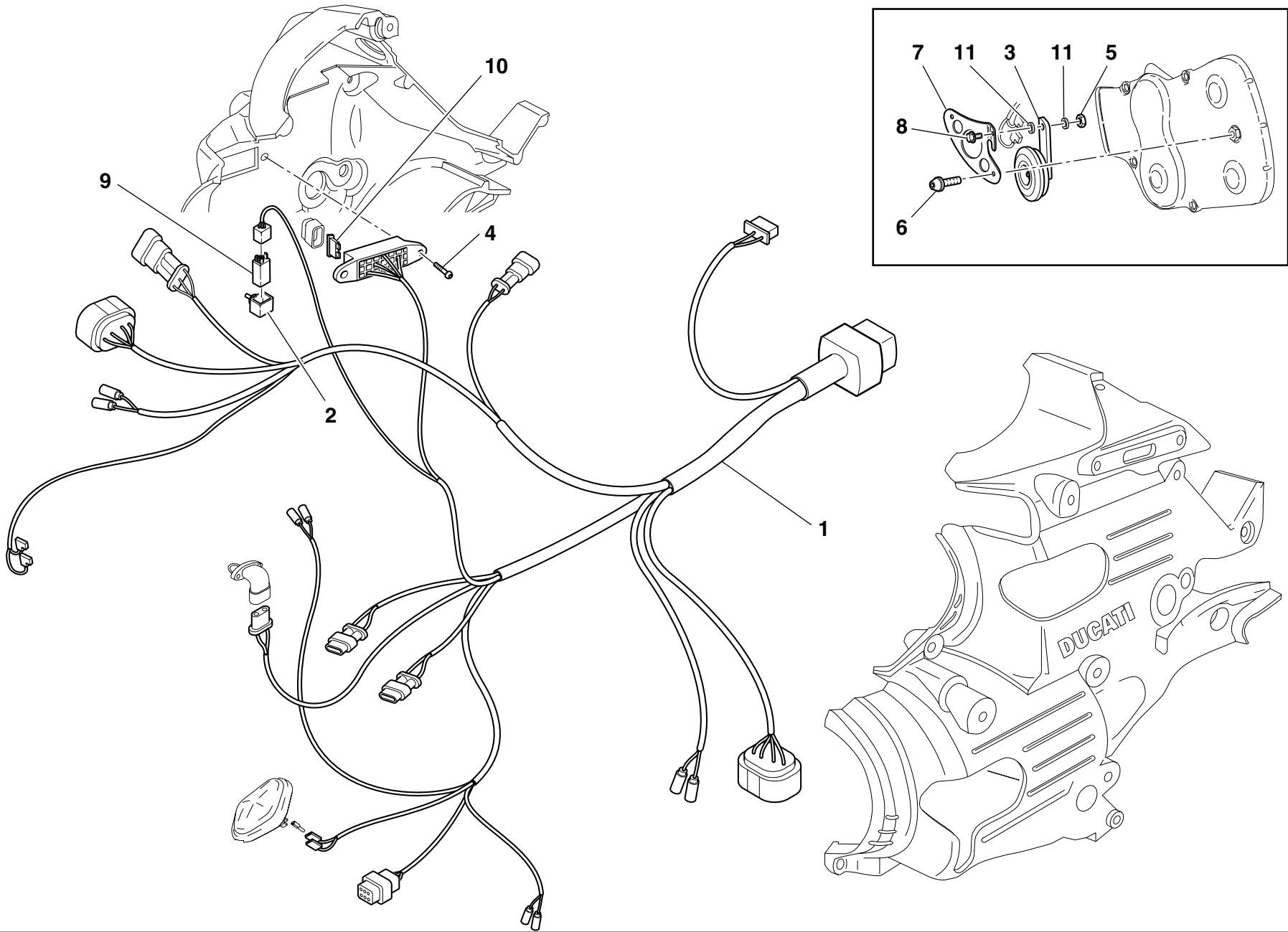
NOTES	NO.	CODE NO.	DESCRIPTION	VALIDITY	Q.TY	
	28	764.1.059.1A	Rearview mirror rear rubber		1	
	29	764.1.047.1A	Rearview mirror front rubber		1	
	30	390.4.009.1A	Bulb 10W		2	

CATALOGUE No: 915.1.206.1A  
ISSUED: 12 - 03

DRAWING

020a


FRONTO WIRING



DRAWING

020a

FRONTO WIRING

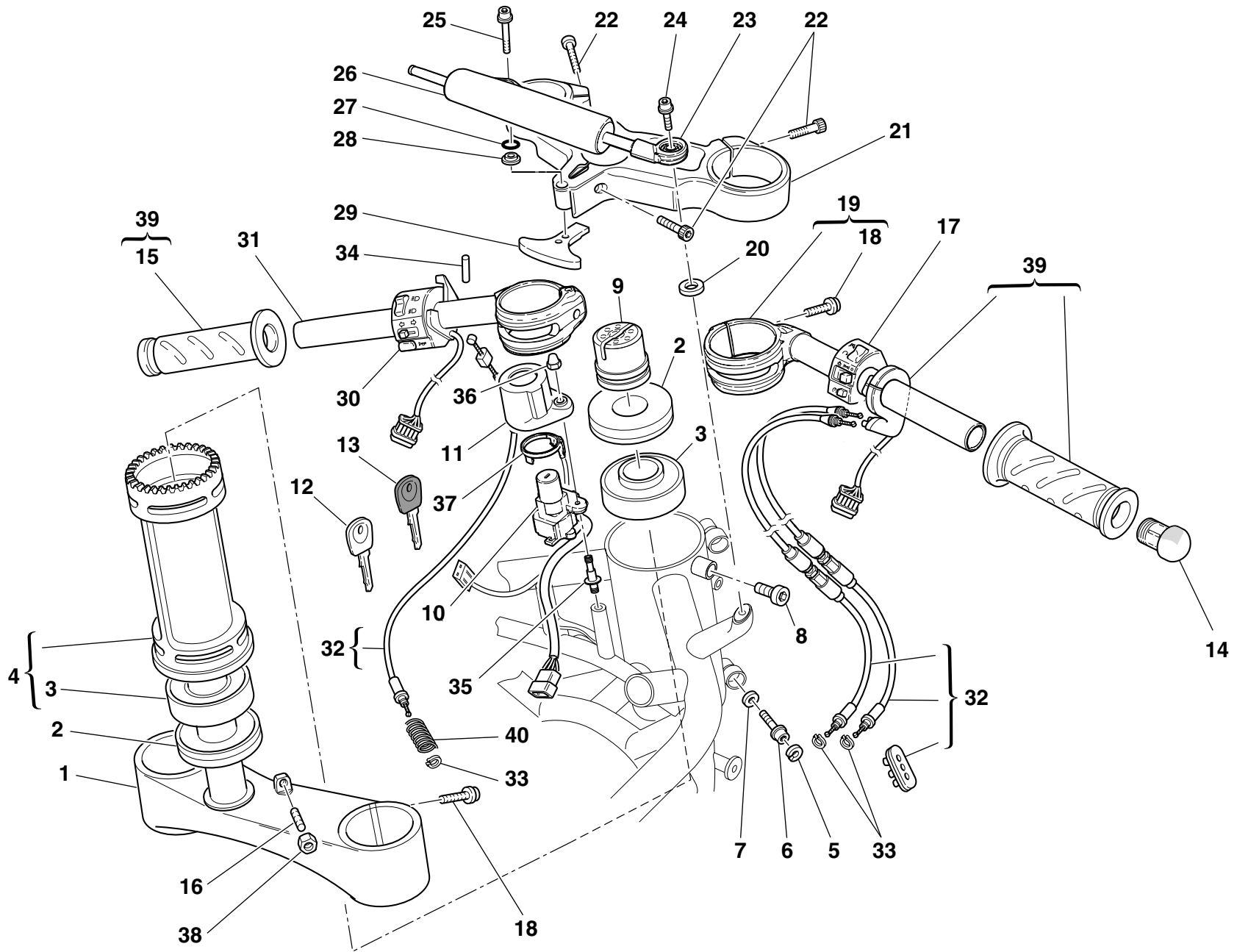
NOTES	NO.	CODE NO.	DESCRIPTION	VALIDITY	Q.TY	
	1	510.1.243.3A	Front wiring		1	
	2	829.1.190.1A	Rubber holder		1	
	3	516.4.003.1B	Horn (BLACK)		1	
	4	775.1.035.1B	Screw		2	
	5	749.4.004.1A	Nut		1	
	6	772.5.032.1A	Screw		2	
	7	829.1.386.1A	Bracket		1	
	8	772.5.037.1AB	Screw		1	
	9	541.1.007.1A	Relay		1	
	10	389.4.006.1A	Fuse 3A		1	
	10	389.4.007.1A	Fuse 7.5A		1	
	10	389.4.008.1A	Fuse 15A		1	
	10	389.4.013.1A	Fuse 20A		1	
	11	716.1.111.1A	Spacer		2	

NOTES	NO.	CODE NO.	DESCRIPTION	VALIDITY	Q.TY	
-------	-----	----------	-------------	----------	------	---

DRAWING

021

HALF-HANDLEBARS - SHOCK-ADSORBER




DRAWING

021

HALF-HANDLEBARS - SHOCK-ADSORBER

NOTES	NO.	CODE NO.	DESCRIPTION	VALIDITY	Q.TY	
	1	342.2.034.1A	Steering head base assembly		1	
	2	930.1.004.1A	Seal ring		2	
	3	702.4.004.1A	Bearing		2	
	4	343.2.005.1A	Tube		1	
	5	884.5.001.1A	Gear Circlip tool		2	
	6	771.5.723.8B	Screw		2	
	7	852.1.071.1A	Washer		2	
	8	779.1.060.1A	Special screw		1	
	9	703.1.013.1A	Ring nut		1	
	10	652.4.006.1A	Key-operated switch		1	
	11	246.1.076.1A	Cover		1	
	12	598.4.016.1A	Wrench with Transponder		1	
	13	598.4.018.1A	Wrench without Transponder		1	
	14	872.1.015.1A	Cap		2	
	15	361.1.002.1A	L.H. grip		1	
	16	779.1.298.1A	Special screw		2	
	17	650.4.008.1B	R.H. switch		1	
	18	771.5.725.8B	Screw		6	
	19	360.1.043.1A	R.H. handlebar		1	
	20	713.1.209.1A	Spacer		1	
	21	341.1.035.1A	Steering head		1	
	22	771.5.727.8B	Screw		3	
	23	848.2.002.1A	Joint		1	
	24	771.5.666.8B	Screw		1	
	25	771.5.673.8B	Screw		1	
	26	364.2.004.1A	Steering damper		1	
	27	886.5.014.1A	O-ring		1	

CATALOGUE No: 915.1.206.1A  
ISSUED: 12 - 03

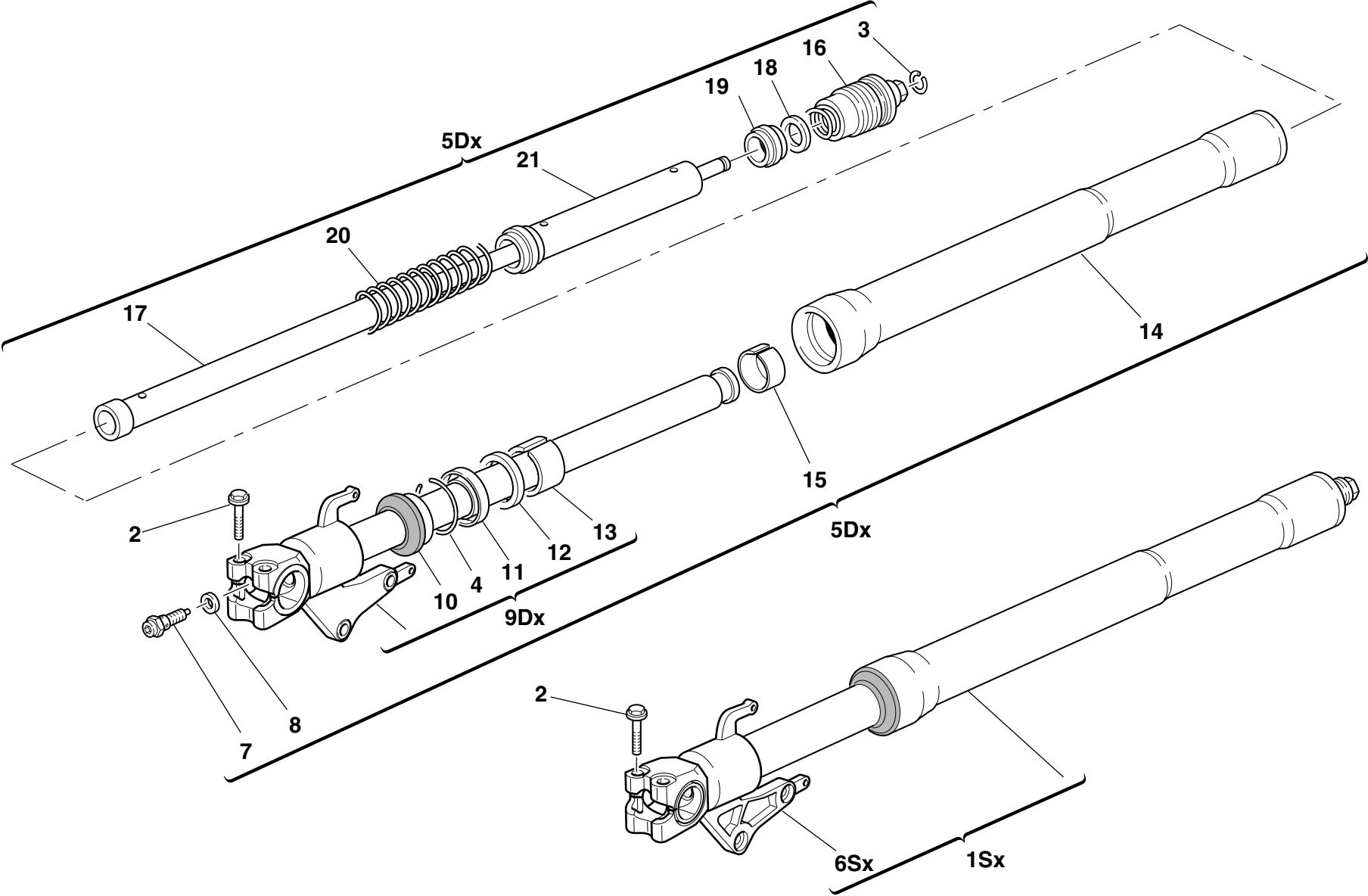
NOTES	NO.	CODE NO.	DESCRIPTION	VALIDITY	Q.TY	
	28	713.1.210.1A	Spacer		1	
	29	341.1.036.1A	Steering lock arm		1	
	30	651.4.013.1A	L.H. switch		1	
	31	360.1.044.1A	L.H. handlebar		1	
	32	656.2.001.1A	Cables and rubber unit		1	
	33	0170.91.730	Ring		3	
	34	861.5.013.1A	Spring pin		2	
	35	779.1.252.1A	Special screw		2	
	36	749.4.002.1A	Nut		2	
	37	518.4.004.1C	Antenna		1	
	38	747.5.003.1A	Nut		2	
	39	654.2.016.1A	Throttle control		1	
	40	799.1.171.1A	Starter control transmission return spring		1	

CATALOGUE No: 915.1.206.1A  
ISSUED: 12 - 03

DRAWING

021a

FRONT FORK






DRAWING

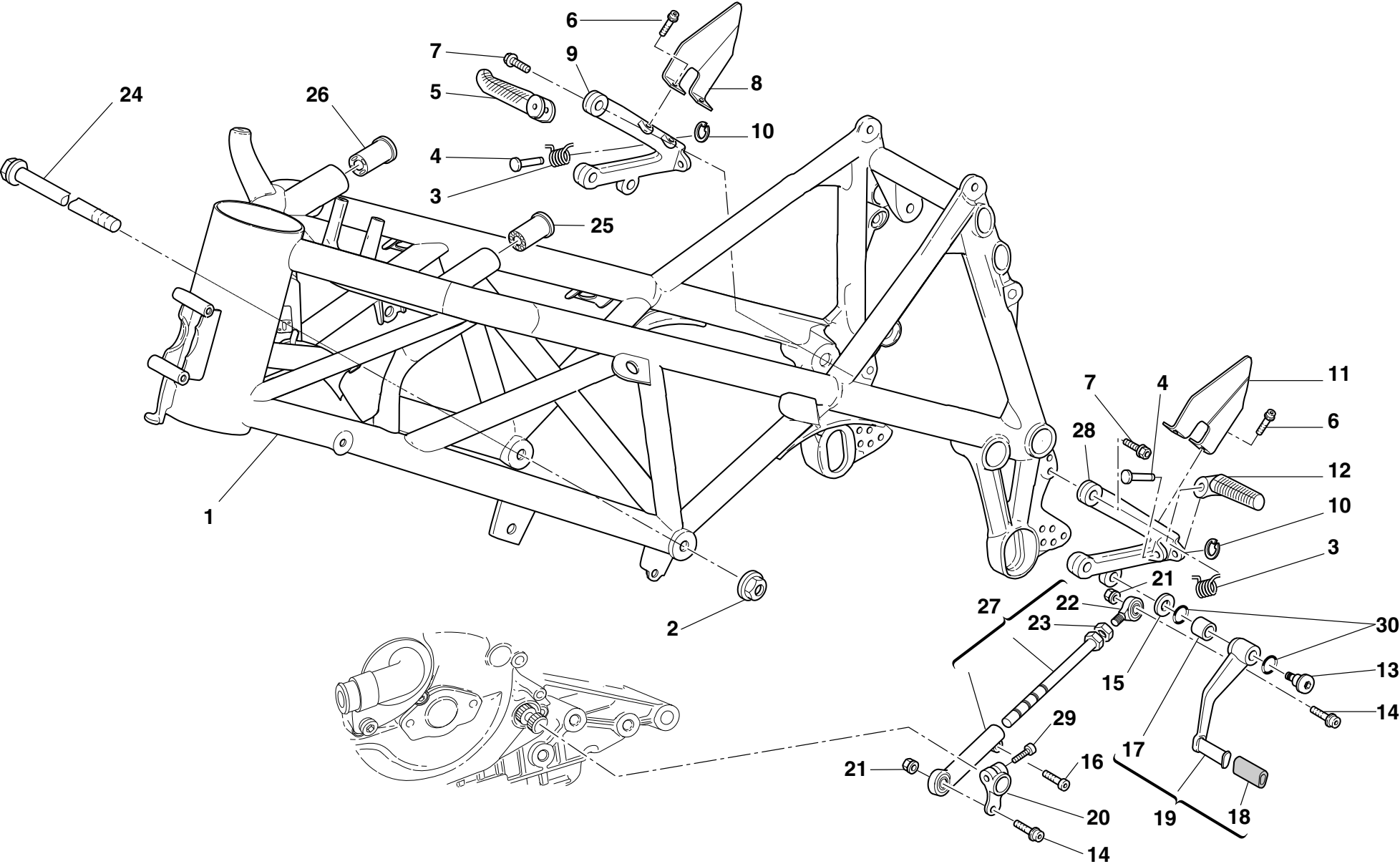
021a

FRONT FORK

NOTES	NO.	CODE NO.	DESCRIPTION	VALIDITY	Q.TY	
	1	340.2.238.1A	L.H. fork leg assembly		1	
	2	772.5.028.1AB	Screw		4	
	3	349.1.098.1A	Snap ring		2	
	4	884.1.005.1A	Ring		2	
	5	340.2.237.1A	R.H. fork leg assembly		1	
	6	349.1.165.1A	Complete L.H. slider		1	
	7	349.2.027.1A	Adjusting screw		2	
	8	349.1.168.1A	Special washer		2	
	9	349.1.164.1A	Complete R.H. slider		1	
	10	349.1.101.1A	Dust seal		2	
	11	930.1.005.1A	Seal ring		2	
	12	349.1.102.1A	Check ring		2	
	13	349.1.103.1A	Bush		2	
	14	349.1.166.1A	Stanchion tube		2	
	15	349.1.104.1A	Bush		2	
	16	349.2.028.1A	Complete cap		2	
	17	349.1.167.1A	Damper tube		2	
	18	349.1.065.1A	Rubber cush drive hub		2	
	19	349.1.064.1A	Slider		2	
	20	347.1.017.1A	Spring		2	
	21	349.1.169.1A	Spring coupling		2	

NOTES	NO.	CODE NO.	DESCRIPTION	VALIDITY	Q.TY	
-------	-----	----------	-------------	----------	------	---


DRAWING 022 FRAME



DRAWING

022


FRAME

NOTES	NO.	CODE NO.	DESCRIPTION	VALIDITY	Q.TY	
	1	470.1.177.2AA	Frame		1	
	2	750.1.062.1A	Nut		2	
	3	799.1.166.1A	Spring		2	
	4	821.1.051.1AB	Pin		2	
	5	464.1.006.1A	Front R.H. foot peg		1	
	6	771.5.637.8B	Screw		4	
	7	771.5.723.8B	Screw		4	
	8	247.1.191.1A	R.H. protection		1	
	9	824.1.083.1A	R.H. foot peg holder plate		1	
	10	884.5.003.1A	Ring		2	
	11	247.1.192.1A	L.H. protection		1	
	12	464.1.005.1A	Front L.H. foot peg		1	
	13	821.1.170.1A	Pin		1	
	14	771.5.667.8B	Screw		2	
	15	852.1.151.1A	Washer		1	
	16	771.5.665.8B	Screw		1	
	17	0000.59056	Bush		1	
	18	764.1.011.1A	Rubber pad		1	
	19	456.2.033.1A	Gearchange lever		1	
	20	456.1.006.2A	Gearchange control lever		1	
	21	749.4.004.1A	Nut		2	
	22	76401.0002	Ball joint		1	
	23	747.5.003.1A	Nut		1	
	24	779.1.213.1A	Screw		2	
	25	764.1.051.1A	Rubber pad		1	
	26	764.1.050.1A	Rubber pad		1	
	27	117.2.034.1B	Gearbox transmission rod assembly		1	

CATALOGUE No:

ISSUED:

915.1.206.1A  
12 - 03

NOTES	NO.	CODE NO.	DESCRIPTION	VALIDITY	Q.TY	
	28	824.1.084.1A	L.H. foot peg holder plate		1	
	29	771.5.666.8B	Screw		1	
	30	230213	O-ring		2	

CATALOGUE No:

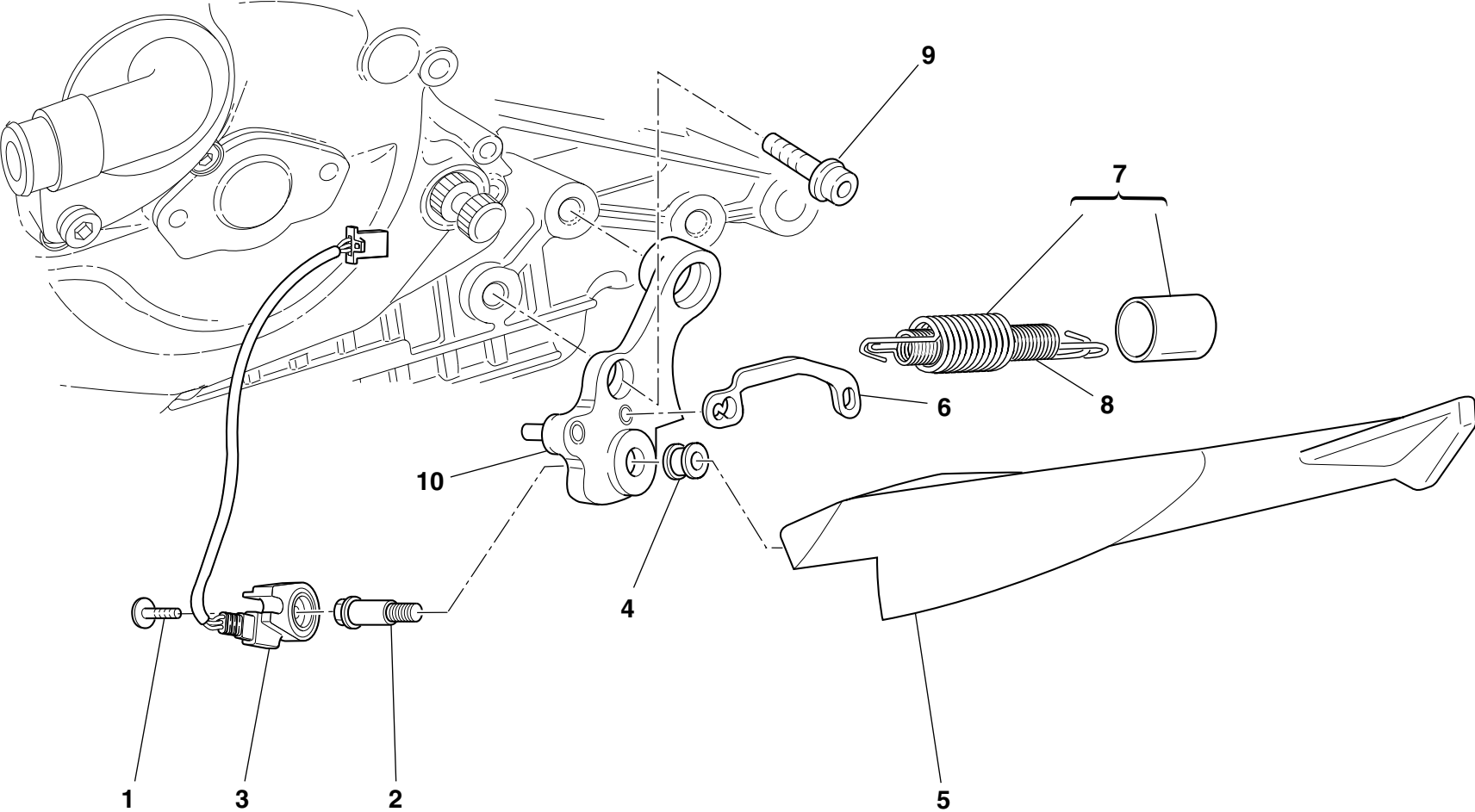
ISSUED:

915.1.206.1A  
12 - 03

DRAWING

022a


STAND



DRAWING

022a

STAND

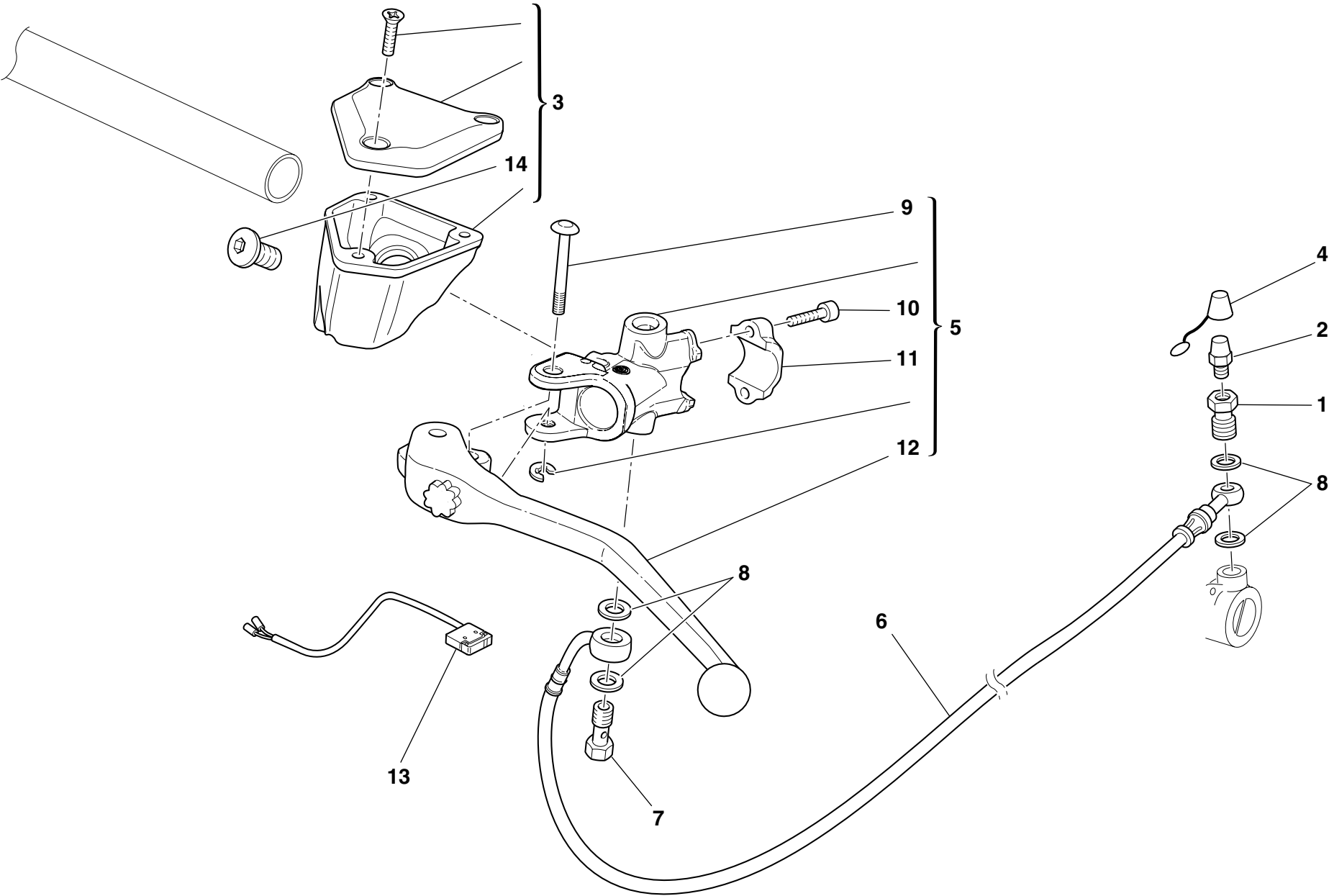
NOTES	NO.	CODE NO.	DESCRIPTION	VALIDITY	Q.TY	
	1	779.4.005.2A	Screw		1	
	2	821.1.134.1A	Pin		1	
	3	539.1.023.2A	Switch		1	
	4	711.1.113.1A	Bush		1	
	5	556.1.031.1A	Side stand		1	
	6	829.1.366.1A	Plate		1	
	7	799.2.159.1A	Complete spring		1	
	8	799.1.158.1A	Inner spring		1	
	9	771.5.154.8B	Screw		2	
	10	556.2.032.1A	Plate		1	

NOTES	NO.	CODE NO.	DESCRIPTION	VALIDITY	Q.TY	
-------	-----	----------	-------------	----------	------	---

DRAWING

023


CLUTCH CONTROL



DRAWING

023

CLUTCH CONTROL

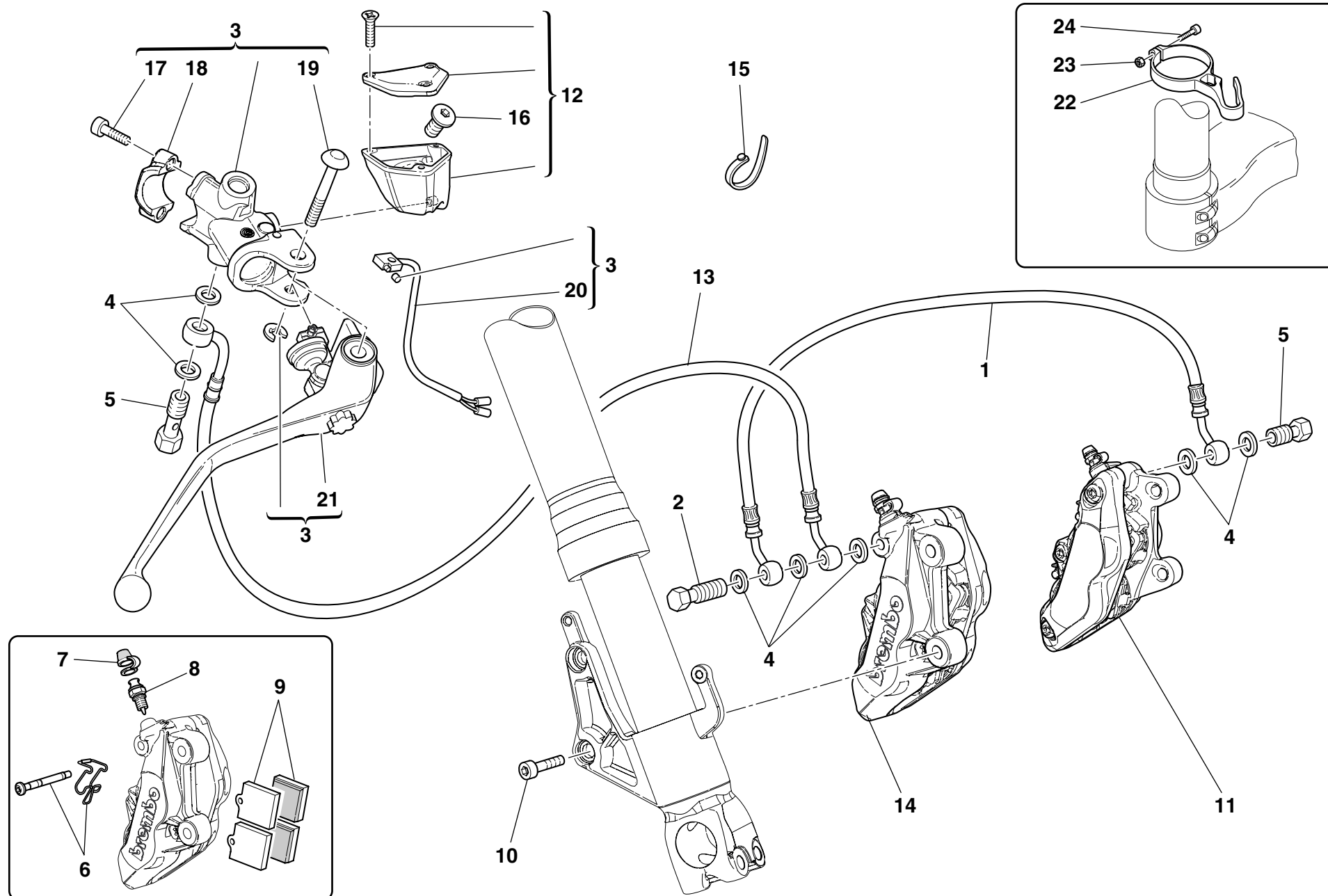
NOTES	NO.	CODE NO.	DESCRIPTION	VALIDITY	Q.TY	
	1	779.1.082.1AB	Special screw		1	
	2	0000.33552	Bleed		1	
	3	585.4.005.1A	Complete oil tank		1	
	4	612.4.005.1A	Dust seal		1	
	5	630.4.016.1A	Clutch drive pump		1	
	6	632.1.021.1A	Clutch control pipe (METAL PLAITED)		1	
	7	779.1.366.1AB	Special screw		1	
	8	420.2.001.0A	Gasket th.1		4	
	9	626.4.032.1A	Pin		1	
	10	771.4.014.1A	Screw		2	
	11	626.4.031.1A	Bracket		1	
	12	631.4.017.1A	Clutch control lever		1	
	13	539.4.036.1A	Microswitch		1	
	14	612.4.023.1A	Bleed		1	

NOTES	NO.	CODE NO.	DESCRIPTION	VALIDITY	Q.TY	
-------	-----	----------	-------------	----------	------	---

DRAWING

024

## FRONT HYDRAULIC BRAKE





DRAWING

024

FRONT HYDRAULIC BRAKE

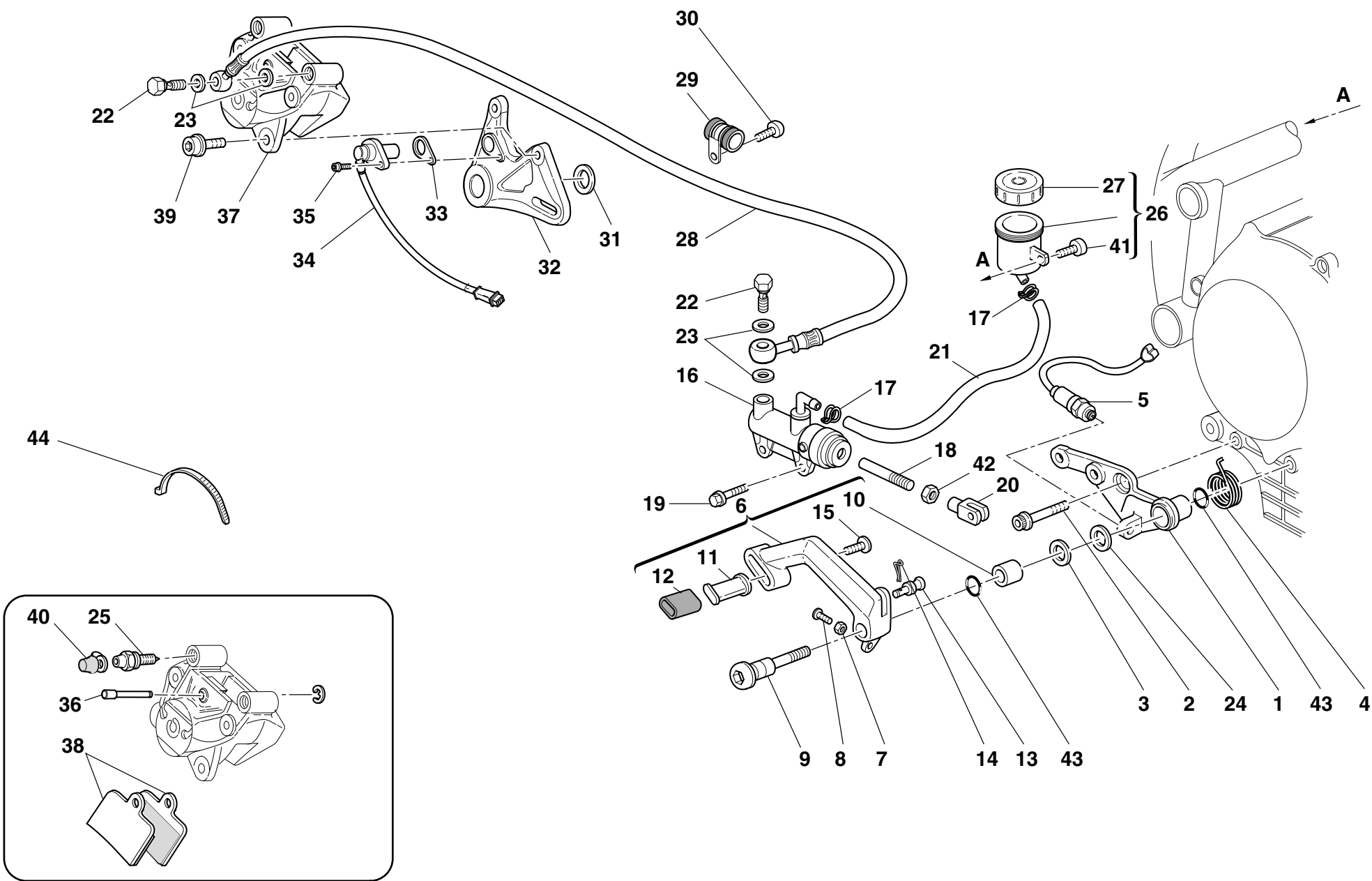
NOTES	NO.	CODE NO.	DESCRIPTION	VALIDITY	Q.TY	
	1	618.4.049.1A	Front brake line		1	
	2	779.1.309.1AB	Special screw		1	
	3	624.4.027.1A	Front brake pump		1	
	4	420.2.001.0A	Gasket th.1		7	
	5	779.1.366.1AB	Special screw		2	
	6	612.4.022.1A	Spare pins and spring		2	
	7	612.4.005.1A	Dust seal		2	
	8	612.4.020.1A	Spare bleed union		2	
	9	613.4.030.1A	Set of 4 pads		2	
	10	771.5.431.8B	Screw		4	
	11	610.4.050.1A	L.H. brake caliper		1	
	12	585.4.004.1A	Complete oil tank		1	
	13	618.4.048.1A	Front brake line (METAL PLAITED)		1	
	14	610.4.049.1A	R.H. brake caliper		1	
	15	741.1.012.1A	Hose guide		1	
	16	612.4.023.1A	Bleed		1	
	17	771.4.014.1A	Screw		2	
	18	626.4.031.1A	Bracket		1	
	19	626.4.032.1A	Pin		1	
	20	539.4.035.1A	Microswitch		1	
	21	626.4.027.1A	Brake control lever		1	
	22	741.1.030.1A	Clamp		1	
	23	417.9.020.5A	Nut		1	
	24	60N107330	Screw		1	

NOTES	NO.	CODE NO.	DESCRIPTION	VALIDITY	Q.TY	
-------	-----	----------	-------------	----------	------	---

DRAWING

025

REAR HYDRAULIC BRAKE



DRAWING

025


REAR HYDRAULIC BRAKE

NOTES	NO.	CODE NO.	DESCRIPTION	VALIDITY	Q.TY	
	1	829.1.078.1A	Holder		1	
	2	771.5.754.8B	Screw		1	
	3	852.1.154.1A	Washer		1	
	4	799.1.083.1B	Spring		1	
	5	539.4.003.1B	Switch		1	
	6	457.2.013.1A	Brake control lever		1	
	7	747.5.005.1B	Nut		1	
	8	779.1.237.1B	Adjusting screw		1	
	9	821.1.052.1AB	Pedal pin		1	
	10	8000.59056	Bush		1	
	11	455.1.010.1A	Brake lever pin		1	
	12	764.1.011.1A	Rubber pad		1	
	13	821.1.162.1A	Pin		1	
	14	685.5.002.1A	Split pin		1	
	15	779.1.293.1A	Special screw		1	
	16	625.4.009.1A	Rear brake pump		1	
	17	741.4.043.1A	Hose guide		2	
	18	117.1.044.1A	Adjuster rod		1	
	19	772.5.029.1AB	Screw		2	
	20	184.1.005.1A	Fork		1	
	21	877.1.091.1A	Tube		1	
	22	779.1.366.1AB	Special screw		2	
	23	420.2.001.0A	Gasket th.1		4	
	24	852.1.158.1A	Washer		1	
	25	631.4.016.1A	Bleed		1	
	26	0000.61078	Complete oil tank		1	
	27	893.4.005.1A	Cap		1	

CATALOGUE No:

ISSUED:

915.1.206.1A  
12 - 03

NOTES	NO.	CODE NO.	DESCRIPTION	VALIDITY	Q.TY	
	28	619.4.021.1A	Rear brake line (METAL PLAITED)		1	
	29	741.4.099.1A	Hose guide		3	
	30	771.5.639.8B	Screw		3	
	31	713.1.205.1A	Inner spacer		1	
	32	825.1.028.2A	Caliper holder plate		1	
	33	713.1.192.1A	Spacer		1	
	34	552.4.037.1A	Sensor		1	
	35	771.5.665.8B	Screw		1	
	36	612.4.016.1A	Spare pins and spring		2	
	37	611.4.020.1A	Rear brake caliper		1	
	38	613.4.038.1A	Pads pair		1	
	39	771.5.723.8B	Screw		2	
	40	612.4.008.1A	Dust seal		1	
	41	70700.6N02	Screw		1	
	42	747.5.003.1A	Nut		1	
	43	230213	O-ring		2	
	44	741.4.038.1A	Hose guide		4	

CATALOGUE No:

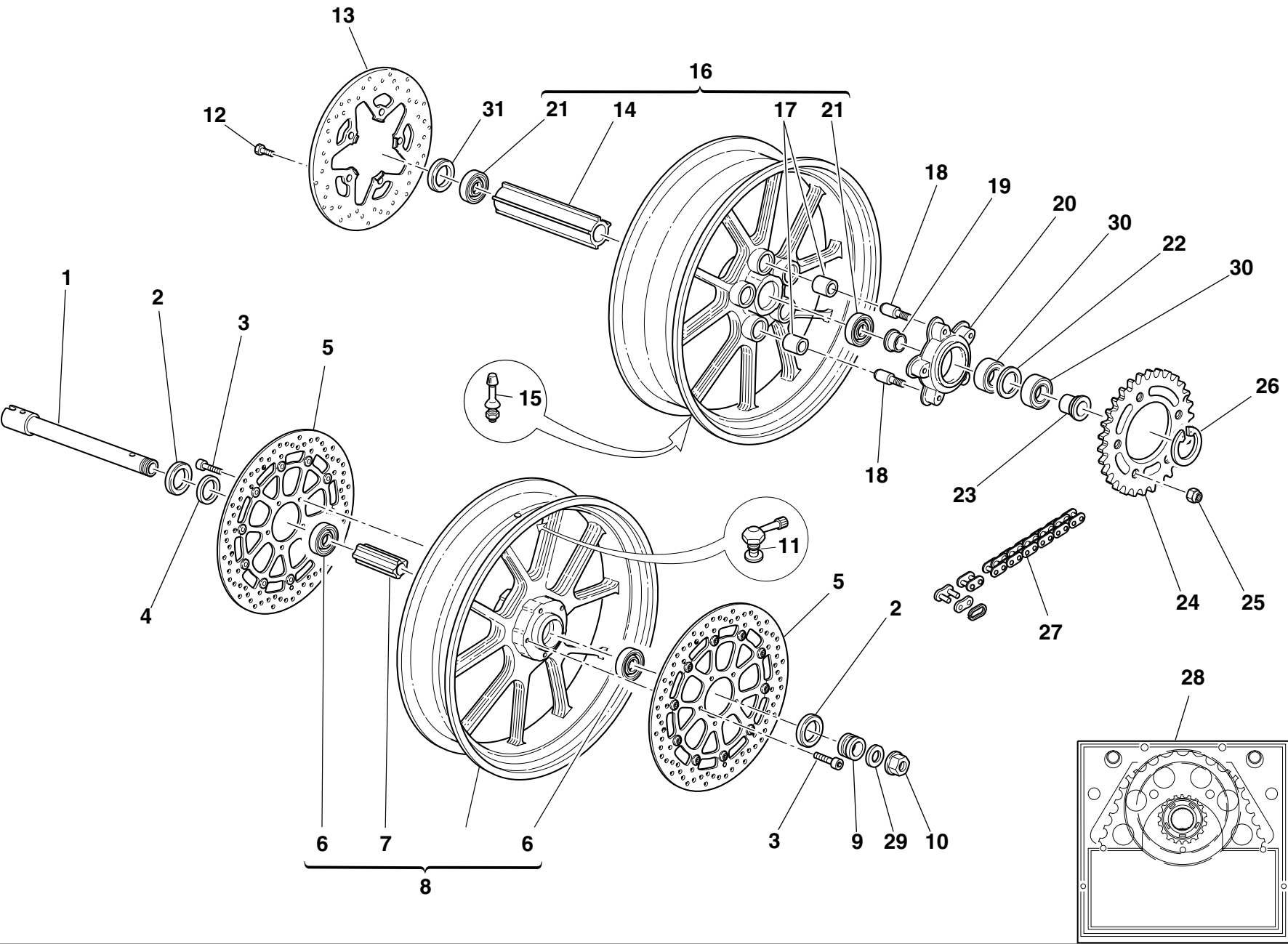
ISSUED:

915.1.206.1A  
12 - 03

DRAWING

026

FRONT AND REAR WHEELS



DRAWING

026

FRONT AND REAR WHEELS


NOTES	NO.	CODE NO.	DESCRIPTION	VALIDITY	Q.TY	
	1	819.1.043.1A	Front wheel spindle		1	
	2	930.4.052.1A	Seal ring		2	
	3	771.1.020.1A	Screw		10	
	4	713.1.196.1A	R.H. spacer		1	
	5	492.4.055.1A	Front brake disc ø320		2	
	6	75162.2566	Bearing		2	
	7	714.1.047.1A	Inner spacer		1	
	8	501.2.100.1AA	Front wheel rim		1	
	9	713.1.197.1A	L.H. spacer		1	
	10	748.1.014.1A	Nut		1	
	11	497.2.001.2A	Valve		1	
	12	779.1.311.1A	Screw		5	
	13	492.4.047.1A	Rear brake disc		1	
	14	714.1.043.1A	Inner spacer		1	
	15	0803.77.010	Valve		1	
	16	502.2.100.1AA	Rear wheel rim		1	
	17	700.1.005.1A	Vibration damper		5	
	18	821.1.135.1A	Pin		5	
	19	710.1.084.1A	Bush		1	
	20	160.1.092.1A	Rear sprocket flange		1	
	21	75162.3075	Bearing		2	
	22	713.1.184.1A	Inner spacer		1	
	23	713.1.186.1A	Spacer		1	
	24	494.1.099.1A	Ring gear z=38		1	
	25	748.4.024.1AB	Nut		5	
	26	884.4.006.1A	Gear Circlip tool		1	
	27	676.4.037.1A	Chain 95+1		1	

CATALOGUE No:

ISSUED:

915.1.206.1A

12 - 03

NOTES	NO.	CODE NO.	DESCRIPTION	VALIDITY	Q.TY	
	28	676.2.048.1A	Final drive kit		1	
	29	8000.70119	Washer		1	
	30	702.4.038.1A	Bearing		2	
	31	930.4.039.1A	Seal ring		1	

CATALOGUE No:

ISSUED:

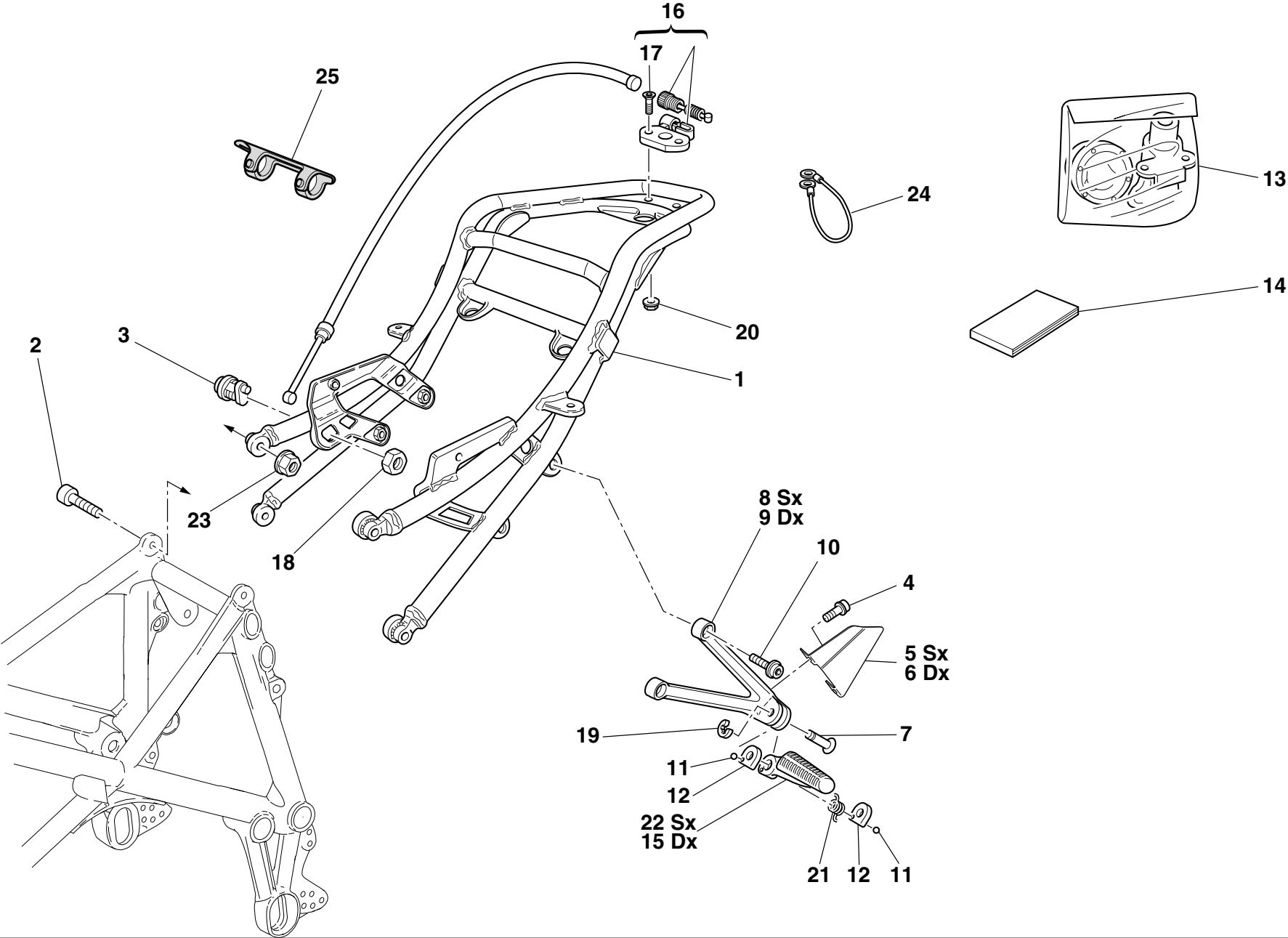
915.1.206.1A

12 - 03

DRAWING

027


REAR FRAME (bip)-REAR FOOT RESTS



DRAWING

027

REAR FRAME (bip)-REAR FOOT RESTS

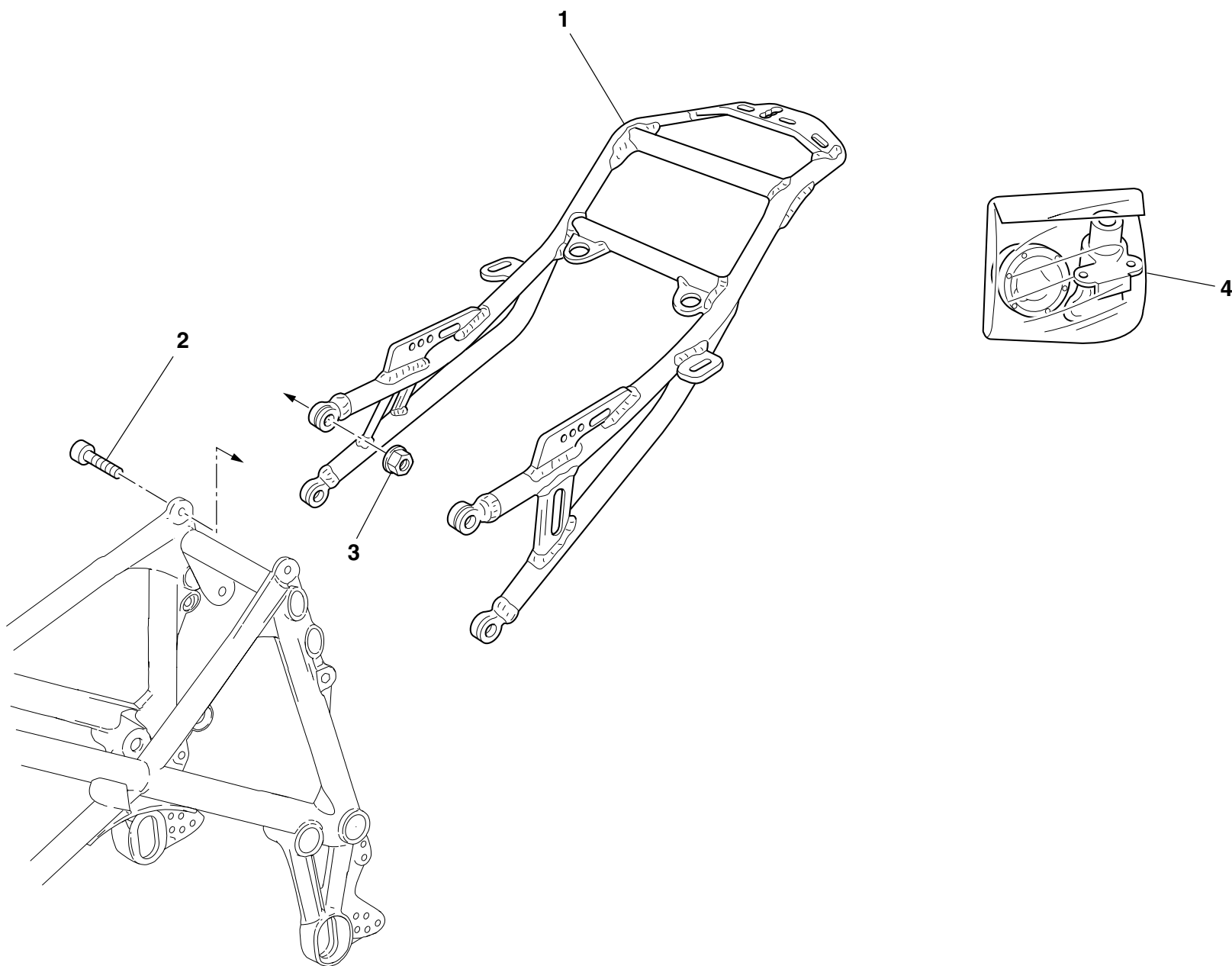
NOTES	NO.	CODE NO.	DESCRIPTION	VALIDITY	Q.TY	
	1	470.1.064.1A	Rear frame (bip)		1	
	2	771.4.011.1AB	Screw		4	
	3	598.2.023.1A	Seat lock		1	
	4	771.5.639.8B	Screw		4	
	5	247.1.187.1A	L.H. protection		1	
	6	247.1.186.1A	R.H. protection		1	
	7	821.1.068.1B	Pin		2	
	8	824.1.082.1A	L.H. foot peg holder plate		1	
	9	824.1.081.1A	R.H. foot peg holder plate		1	
	10	771.5.723.8B	Screw		4	
	11	80N0.21507	Ball		2	
	12	827.1.115.1B	Plate		4	
	13	598.2.031.2C	Locks kit		1	
	14	913.7.077.1K	Owner's manual		1	
	15	465.1.010.1A	Rear R.H. foot peg		1	
	16	599.2.009.1A	Seat lock unit		1	
	17	777.5.036.2B	Screw		2	
	18	750.1.024.1A	Nut		1	
	19	884.5.003.1A	Ring		2	
	20	8000.56443	Nut		2	
	21	8000.62655	Spring		2	
	22	465.1.008.1A	Rear L.H. foot peg		1	
	23	748.4.035.1A	Nut		4	
	24	732.1.004.1A	Helmet anti-theft wire		1	
	25	741.1.011.1A	Hose guide		2	

NOTES	NO.	CODE NO.	DESCRIPTION	VALIDITY	Q.TY	
-------	-----	----------	-------------	----------	------	---

DRAWING

027a

REAR FRAME(mon)






DRAWING

027a

REAR FRAME(mon)

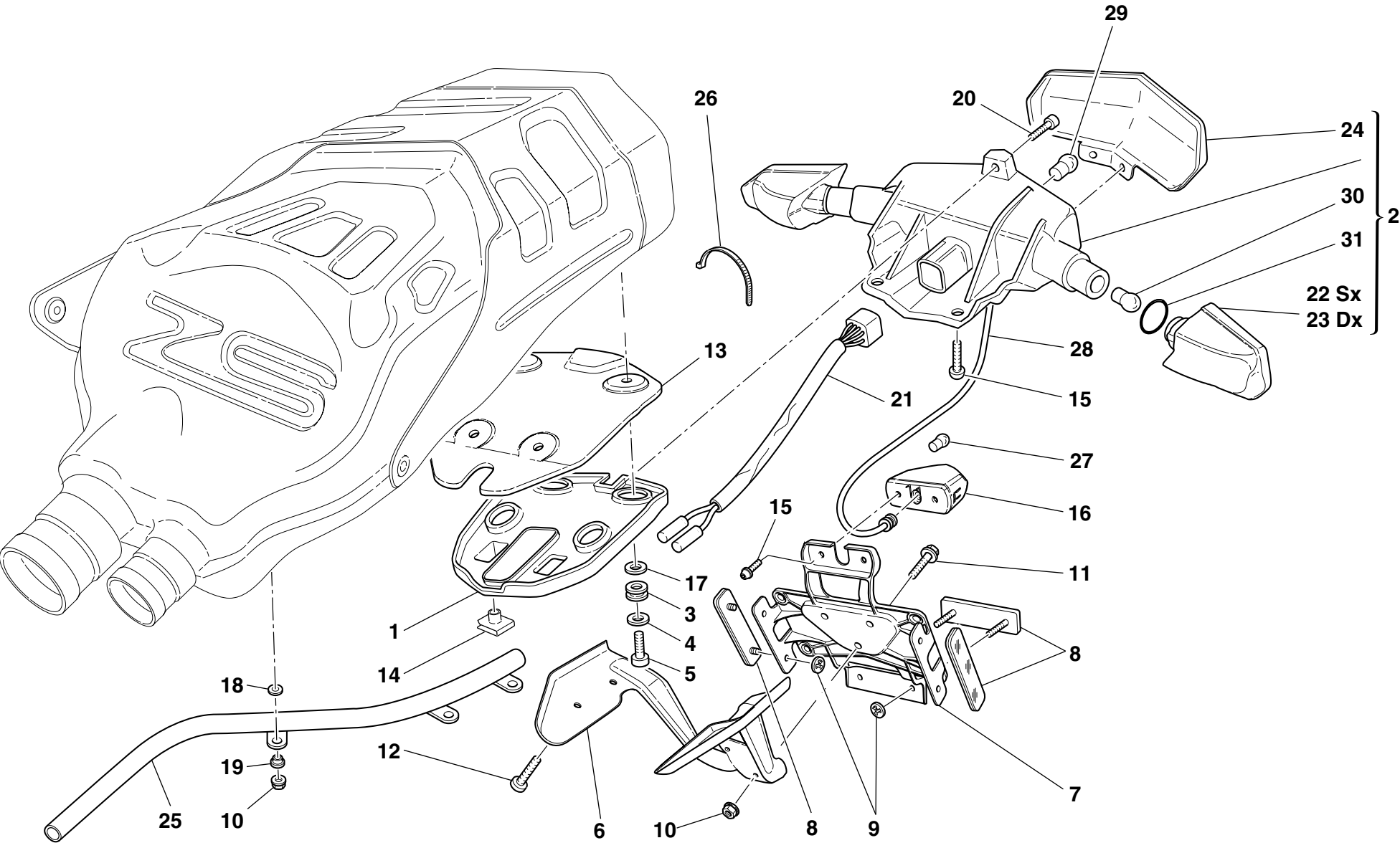
NOTES	NO.	CODE NO.	DESCRIPTION	VALIDITY	Q.TY	
	1	471.1.009.1A	Rear frame (mon)		1	
	2	771.4.011.1AB	Screw		4	
	3	748.4.035.1A	Nut		4	
	4	598.2.031.2D	Locks kit		1	

NOTES	NO.	CODE NO.	DESCRIPTION	VALIDITY	Q.TY	
-------	-----	----------	-------------	----------	------	---

DRAWING

027b

NUMBER PLATE HOLDER




DRAWING

027b

NUMBER PLATE HOLDER

NOTES	NO.	CODE NO.	DESCRIPTION	VALIDITY	Q.TY	
	1	525.1.013.1A	Headlight holder		1	
	2	525.1.012.1A	Tail light		1	
	3	764.1.064.1A	Vibration damper pad		4	
	4	852.1.148.1B	Washer		4	
	5	779.1.279.1C	Screw		4	
	6	830.1.263.2A	Bracket		1	
	7	561.1.024.1A	Holder		1	
	8	529.1.010.1A	Cat's eye		3	
	9	850.4.052.1A	Quik fastening		6	
	10	748.1.036.1A	Nut		6	
	11	772.5.032.1A	Screw		3	
	12	775.1.018.1A	Screw		4	
	13	460.1.119.1A	Taillight heat guard		1	
	14	850.4.047.1A	Quik fastening		3	
	15	775.1.029.1A	Screw		4	
	16	525.1.019.1A	Number plate light		1	
	17	852.1.162.1A	Washer		4	
	18	856.1.023.1A	Washer		3	
	19	716.1.108.1A	Spacer		3	
	20	775.1.017.1A	Screw		1	
	21	510.1.242.1A	Wiring		1	
	22	531.1.002.1A	LH rear indicator body		1	
	23	531.1.001.1A	RH rear indicator body		1	
	24	525.1.014.1A	Taillight glass		1	
	25	877.1.090.1A	Wiring protection		1	
	26	0691.91.030	Hose guide		1	
	27	8000.36230	Bulb		1	

CATALOGUE No: 915.1.206.1A  
ISSUED: 12 - 03

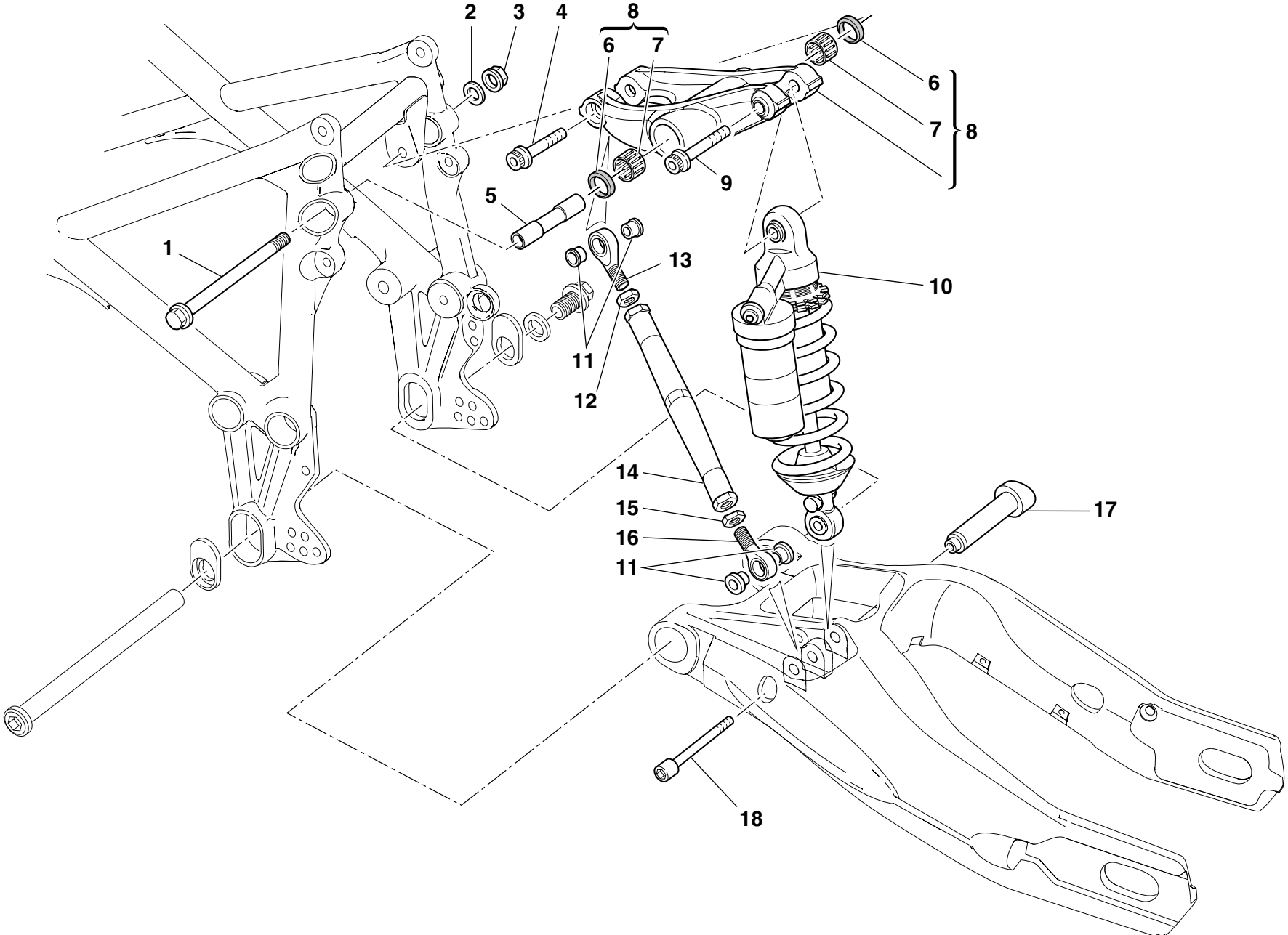
NOTES	NO.	CODE NO.	DESCRIPTION	VALIDITY	Q.TY	
	28	510.1.296.1A	Plate light wiring		1	
	29	390.4.003.1A	Two-light bulb 12V 5/21W		1	
	30	8000.36726	Bulb		2	
	31	886.5.042.1A	O-ring		2	

CATALOGUE No: 915.1.206.1A  
ISSUED: 12 - 03

DRAWING

028


REAR SUSPENSION



DRAWING

028

REAR SUSPENSION

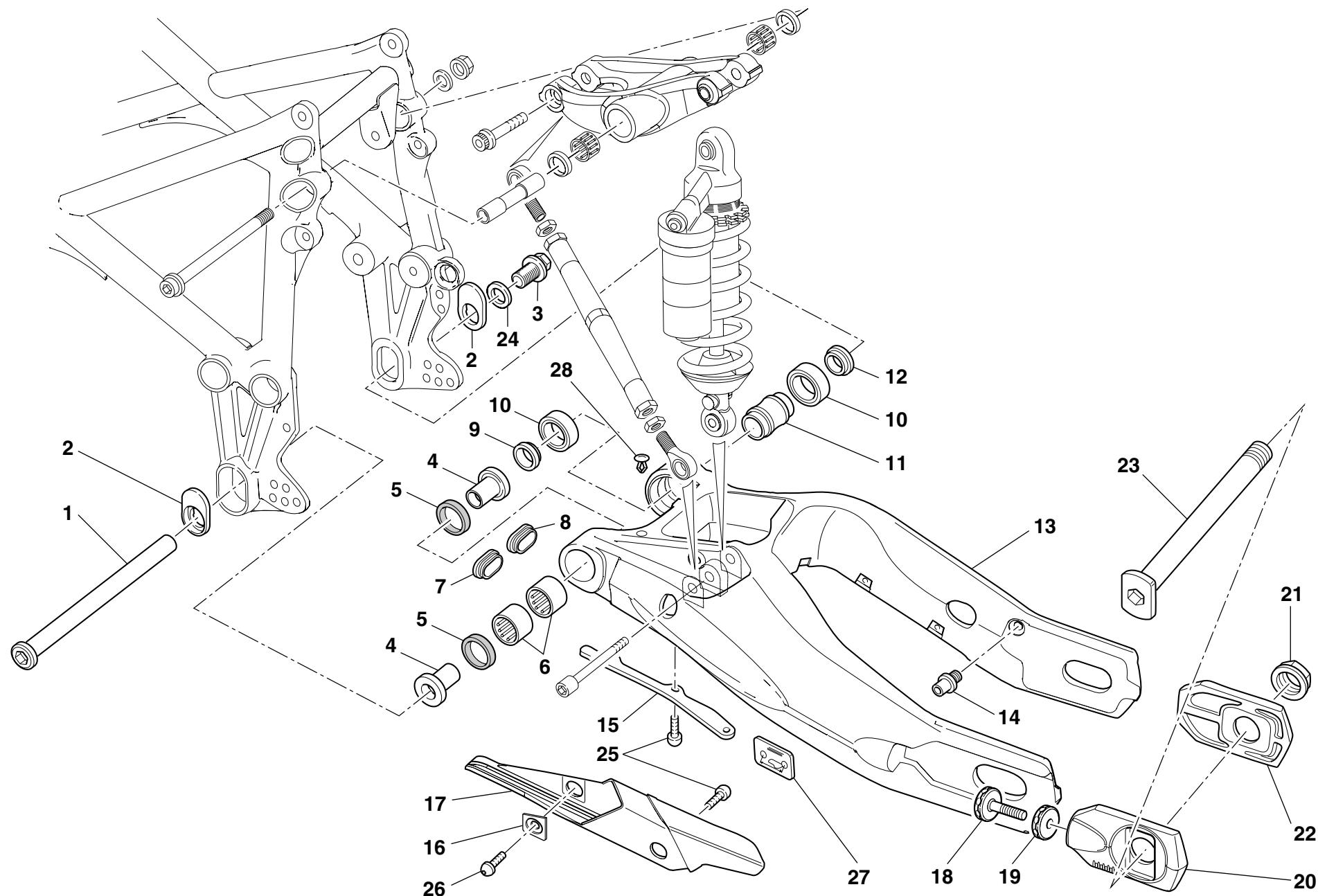
NOTES	NO.	CODE NO.	DESCRIPTION	VALIDITY	Q.TY	
	1	771.1.031.1A	Screw		1	
	2	713.1.239.1A	Washer		1	
	3	748.4.037.1AB	Nut		1	
	4	771.5.937.8B	Screw		1	
	5	715.1.003.1A	Spacer		1	
	6	930.4.011.1A	Seal ring		2	
	7	701.4.004.1A	Needle bearing		2	
	8	372.2.004.1A	Rocker assembly		1	
	9	771.5.938.8B	Screw		1	
	10	365.2.050.1A	Shock absorber (biposto)		1	
	10	365.2.050.1B	Shock absorber (monoposto)		1	
	11	710.1.025.1A	Bush		4	
	12	750.1.021.1A	Nut		1	
	13	848.4.026.1A	Ball joint		1	
	14	875.1.073.1A	Tie rod		1	
	15	750.1.022.1A	Nut		1	
	16	848.4.027.1A	Ball joint		1	
	17	750.1.112.1A	Bush		1	
	18	771.1.016.1A	Screw		1	

NOTES	NO.	CODE NO.	DESCRIPTION	VALIDITY	Q.TY	
-------	-----	----------	-------------	----------	------	---

DRAWING

028a

REAR FORK



DRAWING 028a REAR FORK

NOTES	NO.	CODE NO.	DESCRIPTION	VALIDITY	Q.TY	
	1	369.1.010.1A	Swingarm pivot		1	
	2	756.1.007.1A	Eccentric		2	
	3	772.1.028.1A	Screw		1	
	4	710.1.090.1A	Bush		2	
	5	0412.02.295	Seal ring		2	
	6	76400.0001	Needle bearing		2	
	7	872.1.016.1A	Cap		1	
	8	872.1.035.1A	Cap		1	
	9	712.1.029.1A	R.H. spacer		1	
	10	75162.2566	Bearing		2	
	11	713.1.187.1A	Spacer		1	
	12	712.1.030.1A	R.H. spacer		1	
	13	370.1.032.3A	Swingarm		1	
	14	832.1.026.1A	Pin		1	
	15	447.1.042.1A	Lower chain sliding shoe		1	
	16	841.1.035.1A	Retainer		1	
	17	447.1.041.1A	Upper chain sliding shoer		1	
	18	779.1.253.2A	Special screw		2	
	19	750.1.108.1A	Nut		2	
	20	373.1.035.3A	LH chain slider		1	
	21	750.1.061.1A	Nut		1	
	22	373.1.036.3A	RH chain slider		1	
	23	819.1.040.1A	Rear wheel spindle		1	
	24	852.1.068.1A	Washer		1	
	25	775.1.008.3A	Screw		4	
	26	775.1.018.1A	Screw		1	
	27	433.1.303.1C	Chain adjustment sticker		1	

CATALOGUE No: 915.1.206.1A  
ISSUED: 12 - 03

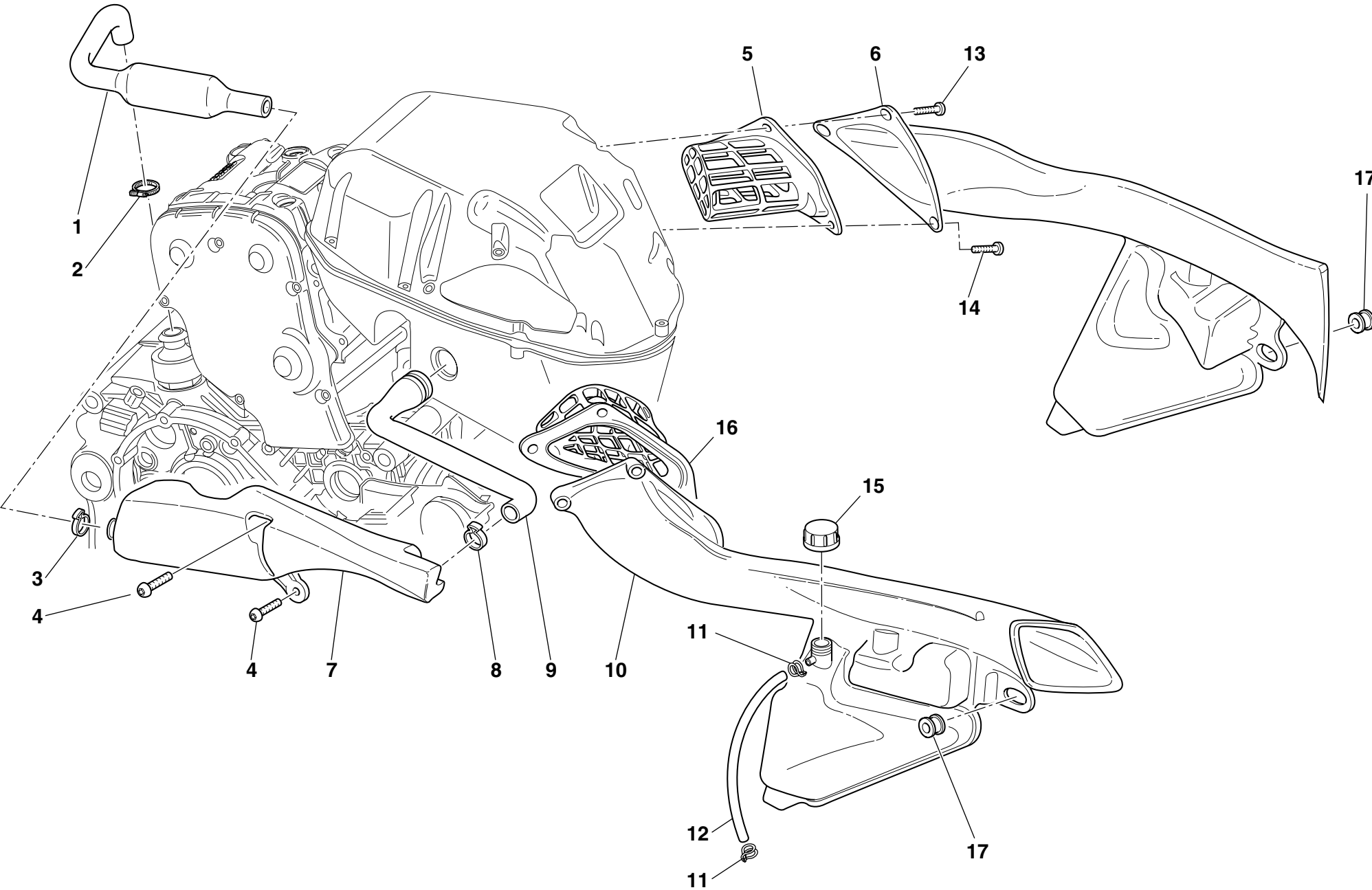
NOTES	NO.	CODE NO.	DESCRIPTION	VALIDITY	Q.TY	
	28	872.4.044.1A	Cap		2	

CATALOGUE No: 915.1.206.1A  
ISSUED: 12 - 03

DRAWING

029

AIR INDUCTION-OIL VENT






DRAWING

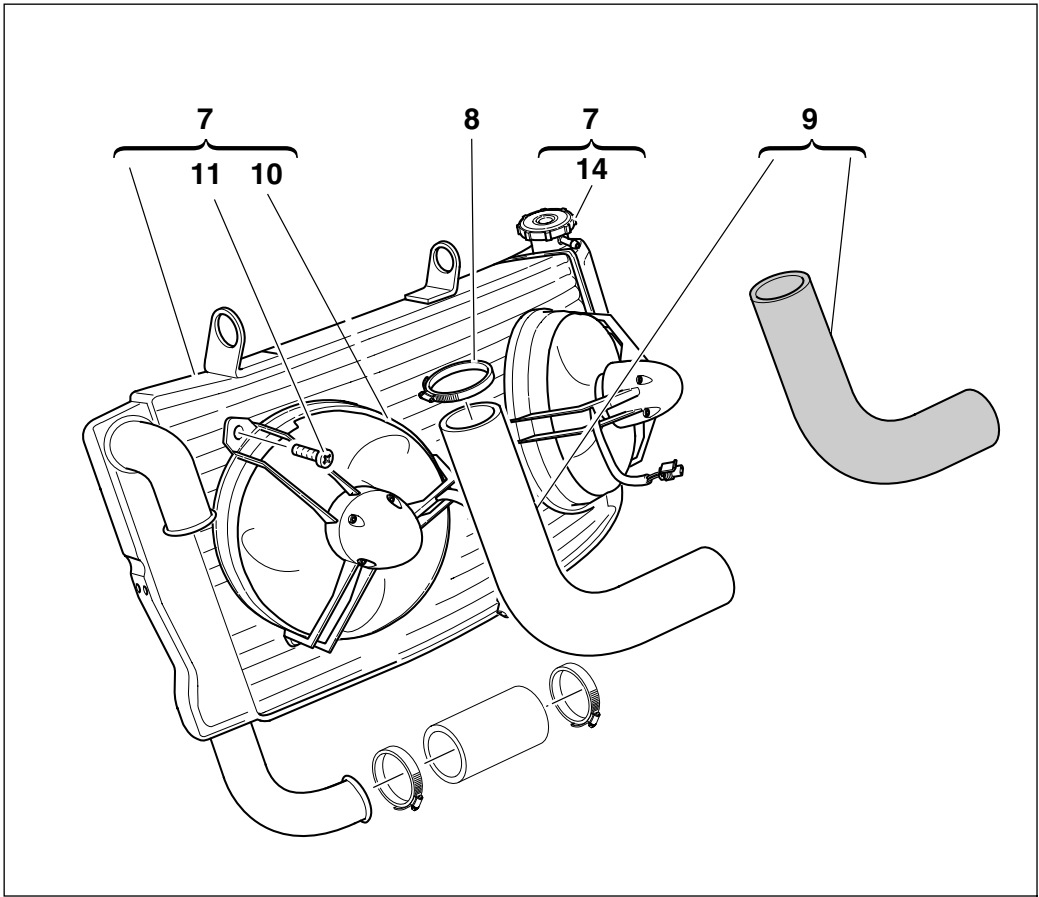
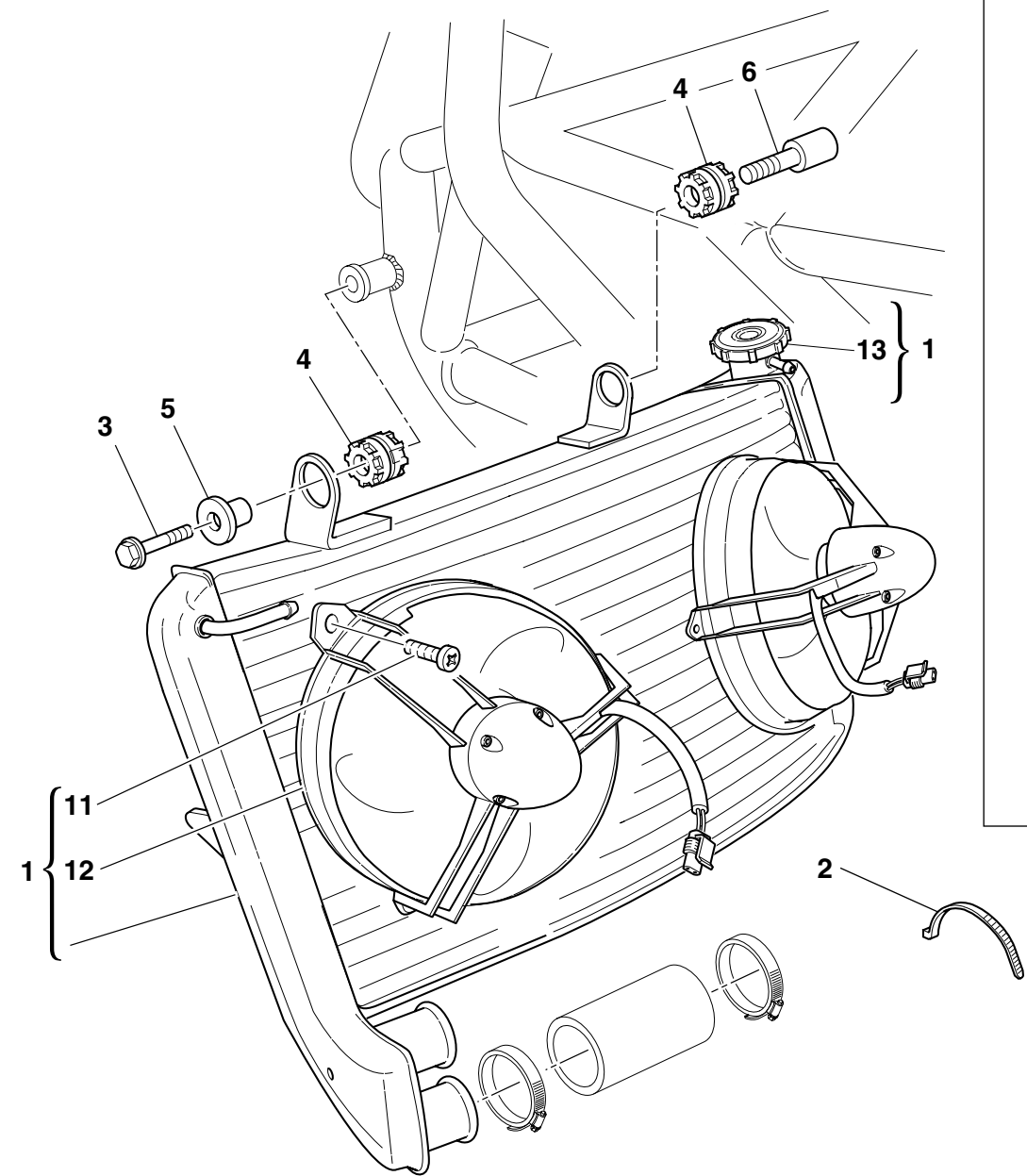
029

AIR INDUCTION-OIL VENT

NOTES	NO.	CODE NO.	DESCRIPTION	VALIDITY	Q.TY	
	1	876.2.003.1A	Tube		1	
	2	741.5.033.1B	Hose guide		1	
	3	8000.50454	Hose guide		1	
	4	775.1.008.3A	Screw		2	
	5	426.2.018.1A	LH air filter assembly		1	
	6	484.1.041.1A	L.H. air manifold		1	
	7	585.1.034.1A	Oil breather tank		1	
	8	8000.50450	Hose guide		1	
	9	876.2.004.1A	Breather pipe		1	
	10	484.1.042.1A	R.H. air manifold		1	
	11	741.1.029.1A	Hose guide		2	
	12	934.1.003.2A	Tube		1	
	13	772.1.043.1A	Screw		4	
	14	772.1.042.1A	Screw		2	
	15	0000.40427	Tank cap		1	
	16	426.2.019.1A	RH air filter assembly		1	
	17	764.1.056.1A	Rubber pad		2	

NOTES	NO.	CODE NO.	DESCRIPTION	VALIDITY	Q.TY	
-------	-----	----------	-------------	----------	------	---


DRAWING **030** WATER RADIATOR ASSY



DRAWING

030

WATER RADIATOR ASSY

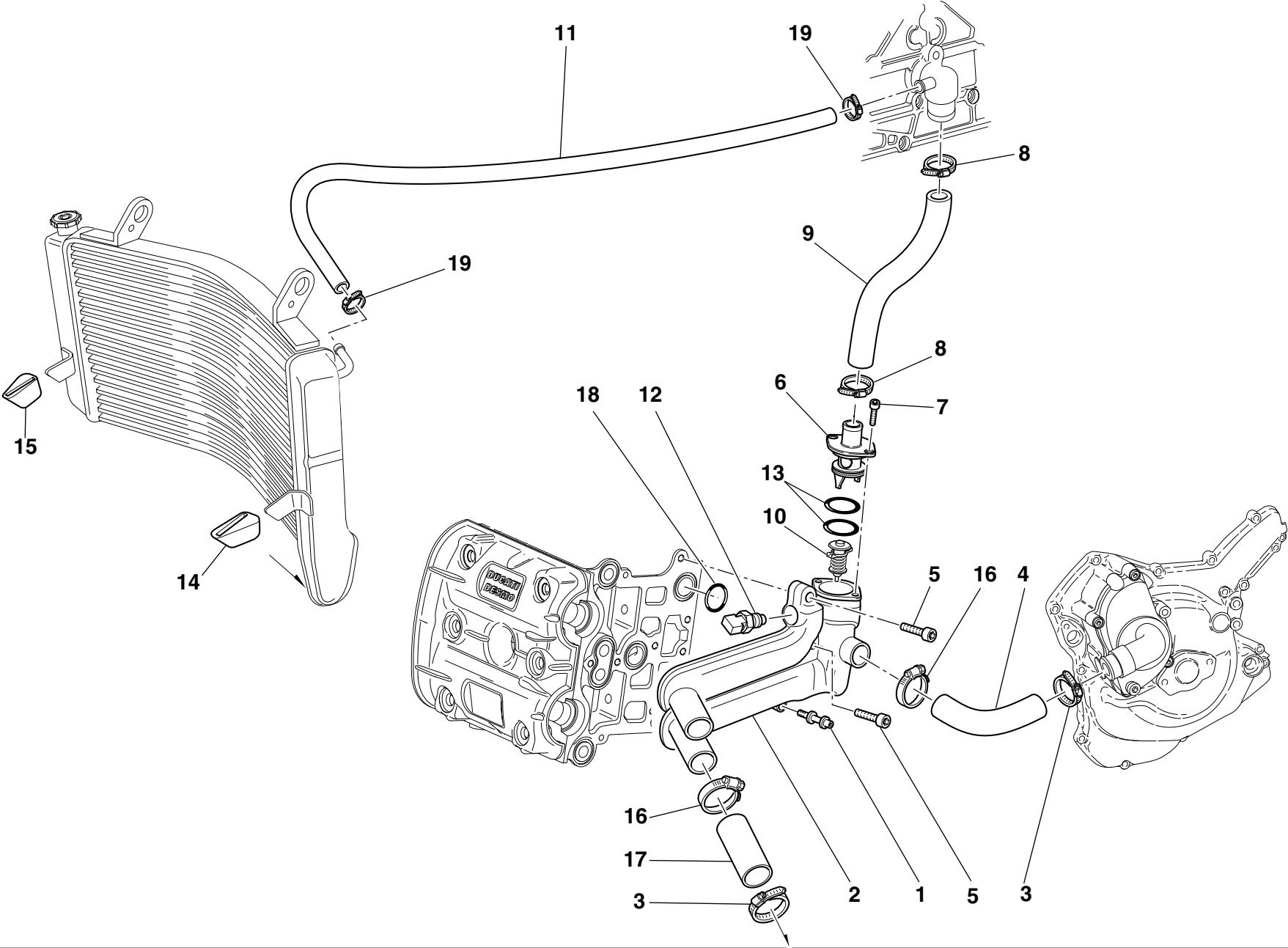
NOTES	NO.	CODE NO.	DESCRIPTION	VALIDITY	Q.TY	
	1	548.4.040.1A	Water radiator		1	
	2	741.4.038.1A	Hose guide		2	
	3	772.5.033.1AB	Screw		1	
	4	764.1.022.1A	Vibration damper pad		2	
	5	0000.62652	Spacer		1	
	6	779.1.301.1AB	Special screw		1	
	7	548.4.041.1A	Water radiator		1	
	8	741.4.025.1A	Hose guide		1	
	9	800.2.121.1A	Hose		1	
	10	550.4.012.1A	Electric fan		2	
	11	779.4.076.1A	Screw		6	
	12	550.4.013.1A	Electric fan		2	
	13	893.4.006.1A	Radiator cap		1	
	14	893.1.003.1A	Radiator cap		1	

NOTES	NO.	CODE NO.	DESCRIPTION	VALIDITY	Q.TY	
-------	-----	----------	-------------	----------	------	---

DRAWING

031


COOLING CIRCUIT



DRAWING

031

COOLING CIRCUIT

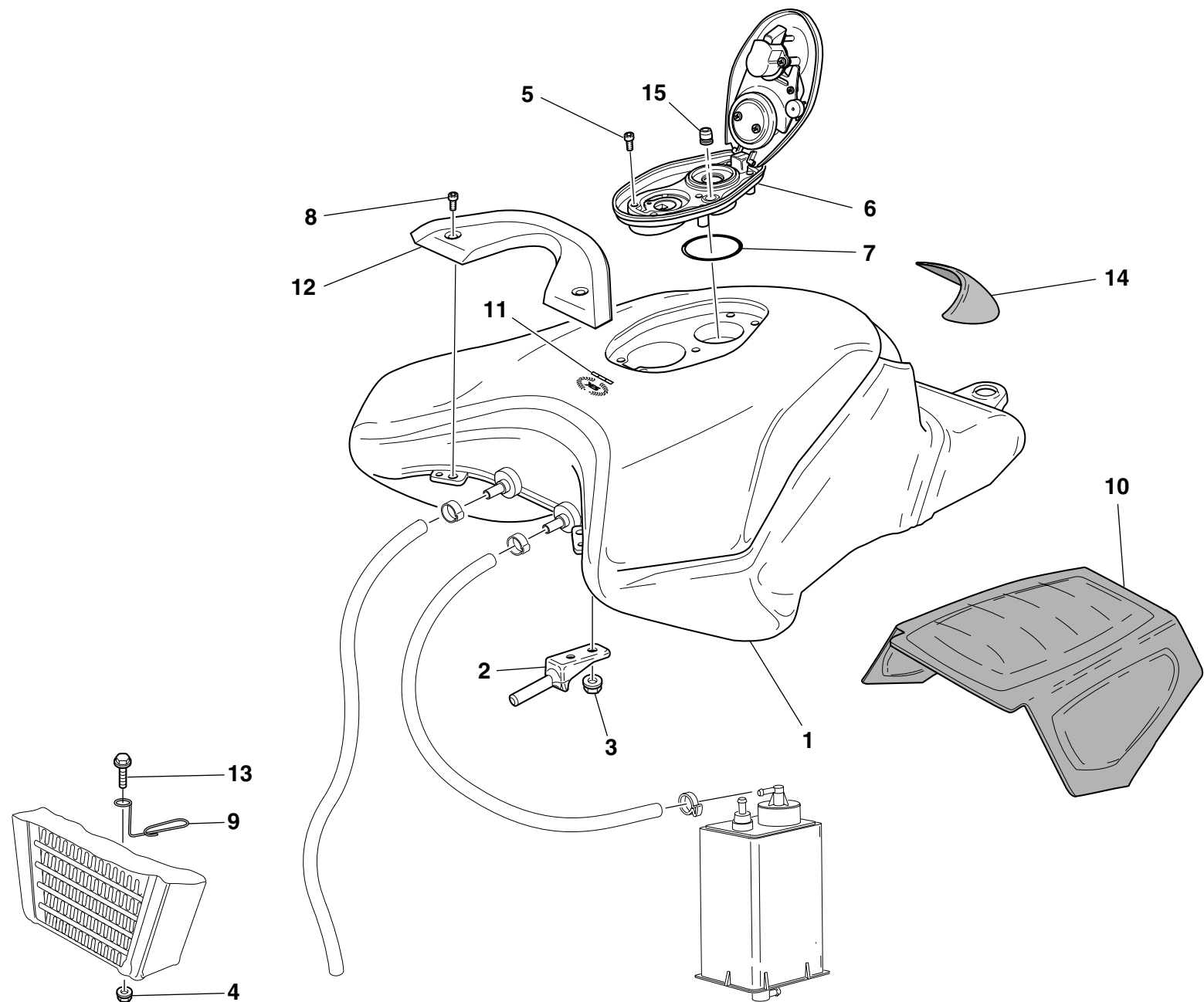
NOTES	NO.	CODE NO.	DESCRIPTION	VALIDITY	Q.TY	
	1	779.1.261.1A	Screw		1	
	2	616.1.009.1A	Distributor body		1	
	3	741.4.025.1A	Hose guide		2	
	4	800.1.112.1A	Hose		1	
	5	771.5.072.8B	Screw		2	
	6	616.1.007.1A	Cap		1	
	7	771.5.064.8B	Screw		2	
	8	741.4.002.1A	Hose guide		2	
	9	800.1.083.1A	Thermostat/pump hose		1	
	10	553.4.005.1A	Valve		1	
	11	934.1.004.1A	Breather pipe		1	
	12	552.4.013.1A	Sensor		1	
	13	886.4.048.1A	O-ring		2	
	14	764.1.041.1A	Rubber pad		1	
	15	764.1.045.1A	Rubber pad		1	
	16	741.4.101.1A	Hose guide		2	
	17	800.1.113.1A	Hose		2	
	18	93823.2087	O-ring		1	
	19	741.5.011.1C	Hose guide		2	

NOTES	NO.	CODE NO.	DESCRIPTION	VALIDITY	Q.TY	
-------	-----	----------	-------------	----------	------	---

DRAWING

032


FUEL TANK



DRAWING

032

FUEL TANK

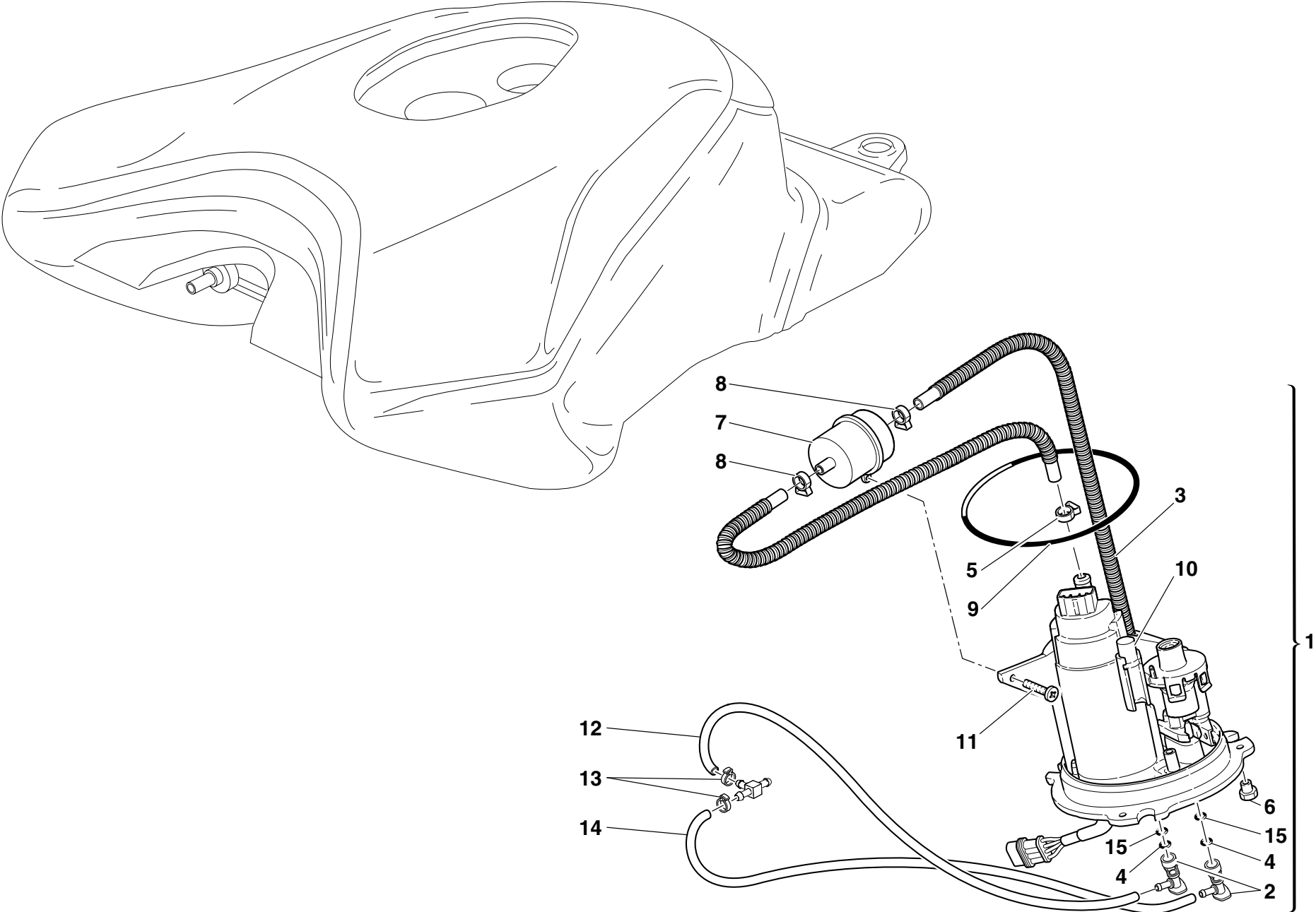
NOTES	NO.	CODE NO.	DESCRIPTION	VALIDITY	Q.TY	
	1	586.1.053.1AA	Fuel tank (RED)		1	
	1	586.1.053.1AB	Fuel tank (YELLOW)		1	
	2	587.1.049.1A	Tank front connection		2	
	3	750.5.001.1A	Nut		4	
	4	749.4.004.1A	Nut		1	
	5	775.1.017.1A	Screw		5	
	6	895.2.001.1A	Tank cap		1	
	7	886.4.055.1A	O-ring		1	
	8	775.1.033.1A	Screw		2	
	9	881.1.040.1A	Ring		1	
	10	486.1.068.1A	Panel		1	
	11	438.1.357.1AB	Sticker "alloro Ducati"		1	
	12	247.1.197.1A	Cover		1	
	13	772.5.029.1AB	Screw		1	
	14	723.1.006.2A	Cap		1	
	15	791.1.012.1A	Gasket		1	

NOTES	NO.	CODE NO.	DESCRIPTION	VALIDITY	Q.TY	
-------	-----	----------	-------------	----------	------	---

DRAWING

032a

FUEL SYSTEM






DRAWING

032a

FUEL SYSTEM

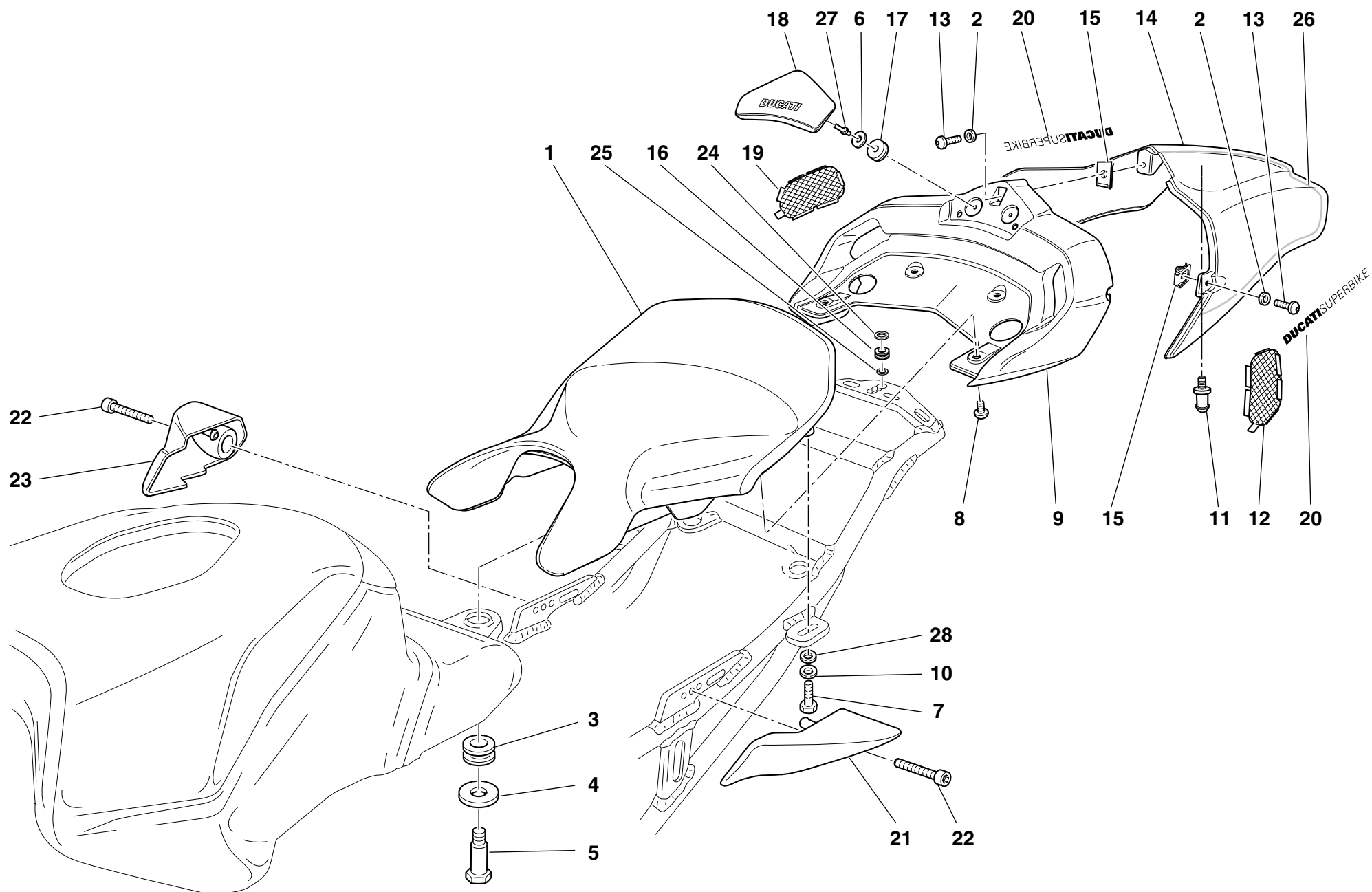
NOTES	NO.	CODE NO.	DESCRIPTION	VALIDITY	Q.TY	
	1	160.2.362.3A	Complete flange		1	
	2	814.4.010.1A	Quick-coupling union		2	
	3	590.1.195.1A	Tube		1	
	4	886.4.073.1A	O-ring		4	
	5	741.4.092.1A	collar		1	
	6	750.1.115.1A	Nut		3	
	7	425.4.010.1A	Filter		1	
	8	741.4.093.1A	collar		3	
	9	886.5.033.1A	O-ring		1	
	10	552.4.048.1A	Thermistor		1	
	11	774.5.006.1A	Self-tapping screw		1	
	12	590.1.199.1A	Fuel pipe (Return)		1	
	13	287.4.024.1B	Hose guide		2	
	14	590.1.198.1A	Fuel pipe (Delivery)		1	
	15	886.4.072.1A	O-ring		1	

NOTES	NO.	CODE NO.	DESCRIPTION	VALIDITY	Q.TY	
-------	-----	----------	-------------	----------	------	---

DRAWING

033

## SEAT



DRAWING

033

SEAT


NOTES	NO.	CODE NO.	DESCRIPTION	VALIDITY	Q.TY	
	1	595.1.052.1A	Seat		1	
	2	856.4.002.1A	Washer		3	
	3	700.1.041.1A	Bush		1	
	4	856.1.087.1A	Washer		1	
	5	779.1.282.1A	Special screw		1	
	6	852.1.075.1A	Washer		2	
	7	771.5.067.2BB	Screw		2	
	8	775.1.008.3A	Screw		4	
	9	483.1.035.1AA	Tail section secured under the seat (RED)		1	
	9	483.1.035.1AB	Tail section secured under the seat (YELLOW)		1	
	10	852.5.009.1A	Washer		2	
	11	832.1.027.1B	Pin		1	
	12	460.1.124.1A	Net		1	
	13	775.1.017.1A	Screw		3	
	14	483.1.047.1AA	Single-seater tail guard (RED)		1	
	14	483.1.047.1AB	Single-seater tail guard (YELLOW)		1	
	15	850.4.055.1A	Quik fastening		3	
	16	764.1.067.1A	Rubber pad		1	
	17	850.1.014.1A	Rubber pad		2	
	18	595.1.055.1A	Seat back		1	
	19	460.1.123.1A	Net		1	
	20	438.1.240.1AB	Sticker "DUCATI SUPERBIKE" (GREY)		2	
	21	806.1.016.1A	L.H. handle		1	
	22	779.1.286.2A	Screw		2	
	23	806.1.015.1A	R.H. handle		1	
	24	852.4.170.1A	Washer		1	
	25	852.1.166.1A	Washer		1	

CATALOGUE No:

ISSUED:

915.1.206.1A

12 - 03

NOTES	NO.	CODE NO.	DESCRIPTION	VALIDITY	Q.TY	
	26	437.1.132.1AA	Sticker		2	
	27	736.4.012.1A	Shear rivet		2	
	28	853.5.003.1A	Washer		2	

CATALOGUE No:

ISSUED:

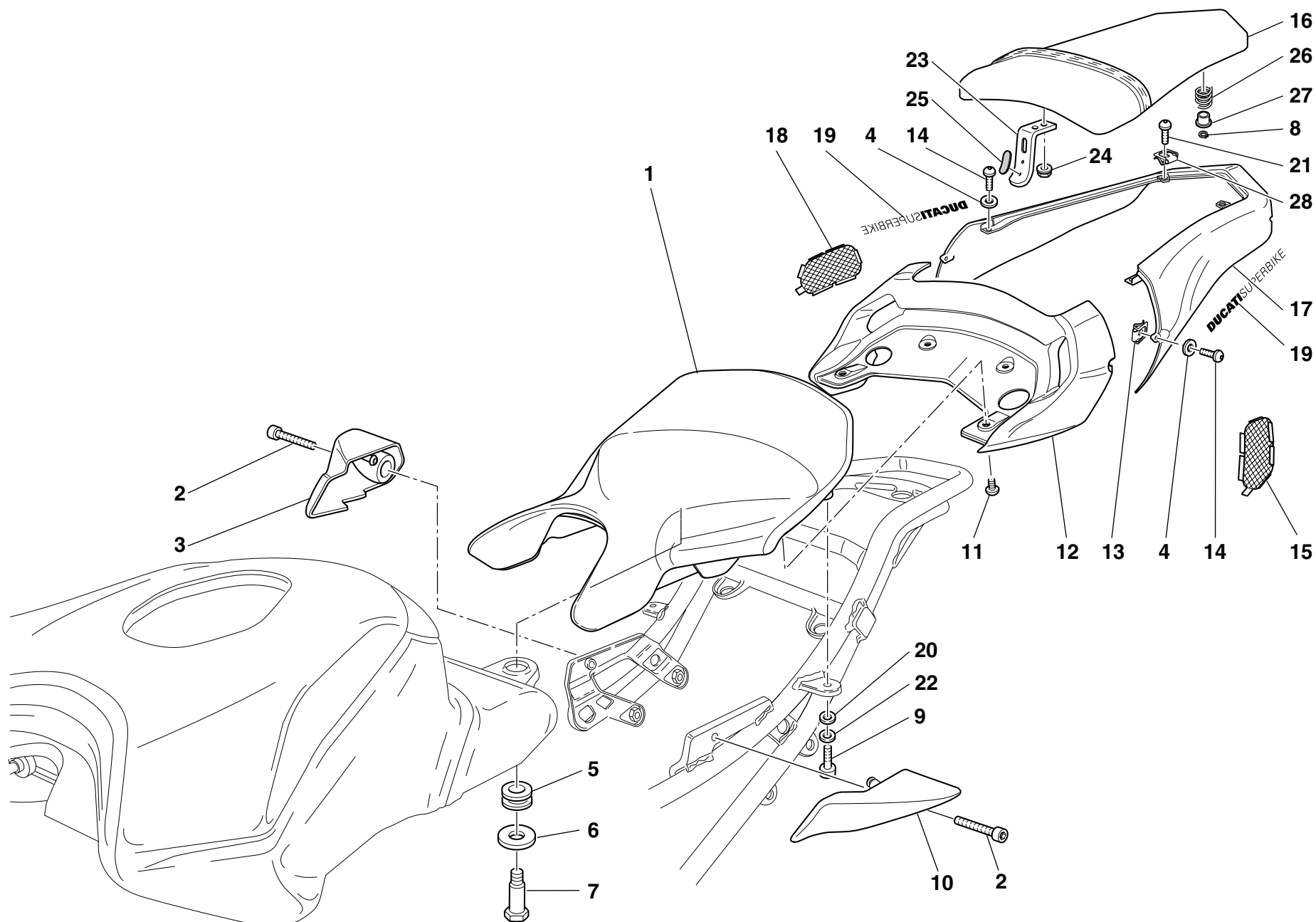
915.1.206.1A

12 - 03

DRAWING

**033a**


SEAT



DRAWING **033a** SEAT

NOTES	NO.	CODE NO.	DESCRIPTION	VALIDITY	Q.TY	
	1	595.1.052.1A	Seat		1	
	2	779.1.286.2A	Screw		2	
	3	806.1.015.1A	R.H. handle		1	
	4	856.4.002.1A	Washer		4	
	5	700.1.041.1A	Bush		1	
	6	856.1.087.1A	Washer		1	
	7	779.1.282.1A	Special screw		1	
	8	884.4.025.1A	Gear Circlip tool		1	
	9	771.5.067.2BB	Screw		2	
	10	806.1.016.1A	L.H. handle		1	
	11	775.1.008.3A	Screw		4	
	12	483.1.036.1AA	Tail section secured under the seat (RED)		1	
	12	483.1.036.1AB	Tail section secured under the seat (YELLOW)		1	
	13	850.4.055.1A	Quik fastening		4	
	14	775.1.017.1A	Screw		4	
	15	460.1.124.1A	Net		1	
	16	595.1.056.1A	Pillion rider seat (RED)		1	
	16	595.1.056.1AB	Pillion rider seat (YELLOW)		1	
	17	483.1.038.1AA	Rear fairing (RED)		1	
	17	483.1.038.1AB	Rear fairing (YELLOW)		1	
	18	460.1.123.1A	Net		1	
	19	438.1.240.1A	Sticker "DUCATI SUPERBIKE" (RED)		2	
	19	438.1.240.1AB	Sticker "DUCATI SUPERBIKE" (GREY)		2	
	20	852.5.009.1A	Washer		2	
	21	775.1.029.1A	Screw		2	
	22	853.5.003.1A	Washer		2	
	23	760.1.025.1A	Hook		2	

CATALOGUE No: 915.1.206.1A  
ISSUED: 12 - 03

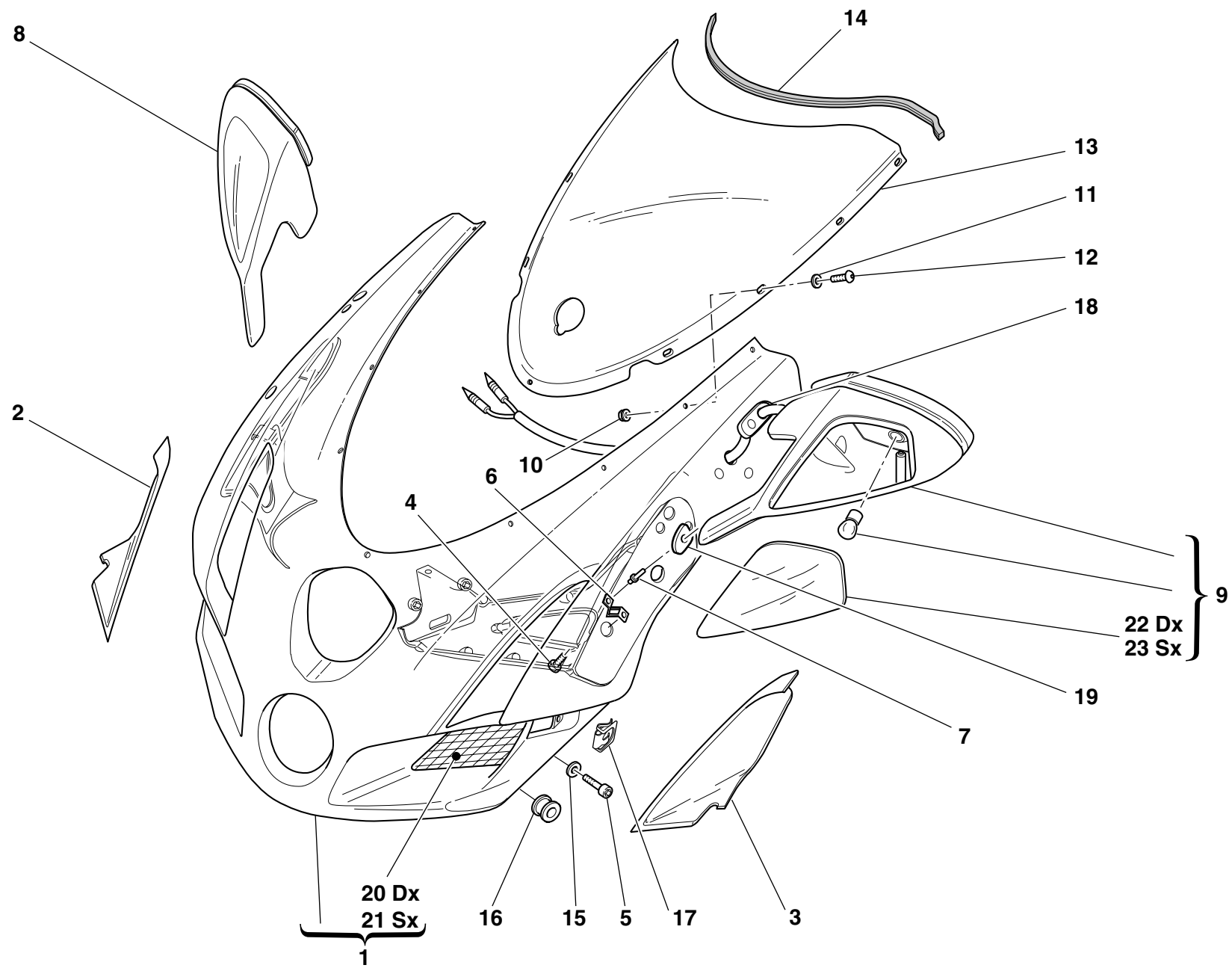
NOTES	NO.	CODE NO.	DESCRIPTION	VALIDITY	Q.TY	
	24	749.4.004.1A	Nut		4	
	25	764.1.054.1A	Rubber pad		2	
	26	799.1.175.1A	Spring		1	
	27	841.1.037.1A	Retainer		1	
	28	850.4.047.1A	Quik fastening		2	

CATALOGUE No: 915.1.206.1A  
ISSUED: 12 - 03

DRAWING

034

HEADLIGHT FAIRING



DRAWING

034

HEADLIGHT FAIRING

NOTES	NO.	CODE NO.	DESCRIPTION	VALIDITY	Q.TY	
	1	481.1.025.1AA	Headlight fairing (RED)		1	
	1	481.1.025.1AB	Headlight fairing (YELLOW)		1	
	1	481.3.025.1A	Headlight fairing (unpainted)		1	
	2	480.1.160.1A	R.H. air deflector		1	
	3	480.1.161.1A	L.H. Air deflector		1	
	4	779.1.283.1A	Screw		2	
	5	772.1.041.1A	Screw		2	
	6	8000.66336	Spring		4	
	7	736.4.012.1A	Shear rivet		8	
	8	523.2.009.1AA	R.H. rear-view mirror (RED)		1	
	8	523.2.009.1AB	R.H. rear-view mirror (YELLOW)		1	
	9	523.2.010.1AA	L.H. rear-view mirror (RED)		1	
	9	523.2.010.1AB	L.H. rear-view mirror (YELLOW)		1	
	10	750.1.028.1A	Nut		9	
	11	852.1.024.1A	Nylon washer		9	
	12	775.1.007.1AB	Special screw		9	
	13	487.2.028.2A	Windshield		1	
	14	764.1.060.1A	Windscreen protection rubber		1	
	15	852.1.156.1A	Spring washer		2	
	16	0797.72.068	Vibration damper pad		2	
	17	850.4.049.1A	Quik fastening		2	
	18	764.1.078.1A	Rearview mirror rear rubber		2	
	19	764.1.077.1A	Rearview mirror front rubber		2	
	20	460.3.102.1A	R.H. protection		1	
	21	460.3.103.1A	L.H. protection		1	
	22	532.4.008.1A	Cup		1	
	23	532.4.009.1A	Cup		1	

CATALOGUE No:

ISSUED:

915.1.206.1A

12 - 03

NOTES	NO.	CODE NO.	DESCRIPTION	VALIDITY	Q.TY	
-------	-----	----------	-------------	----------	------	---

CATALOGUE No:

ISSUED:

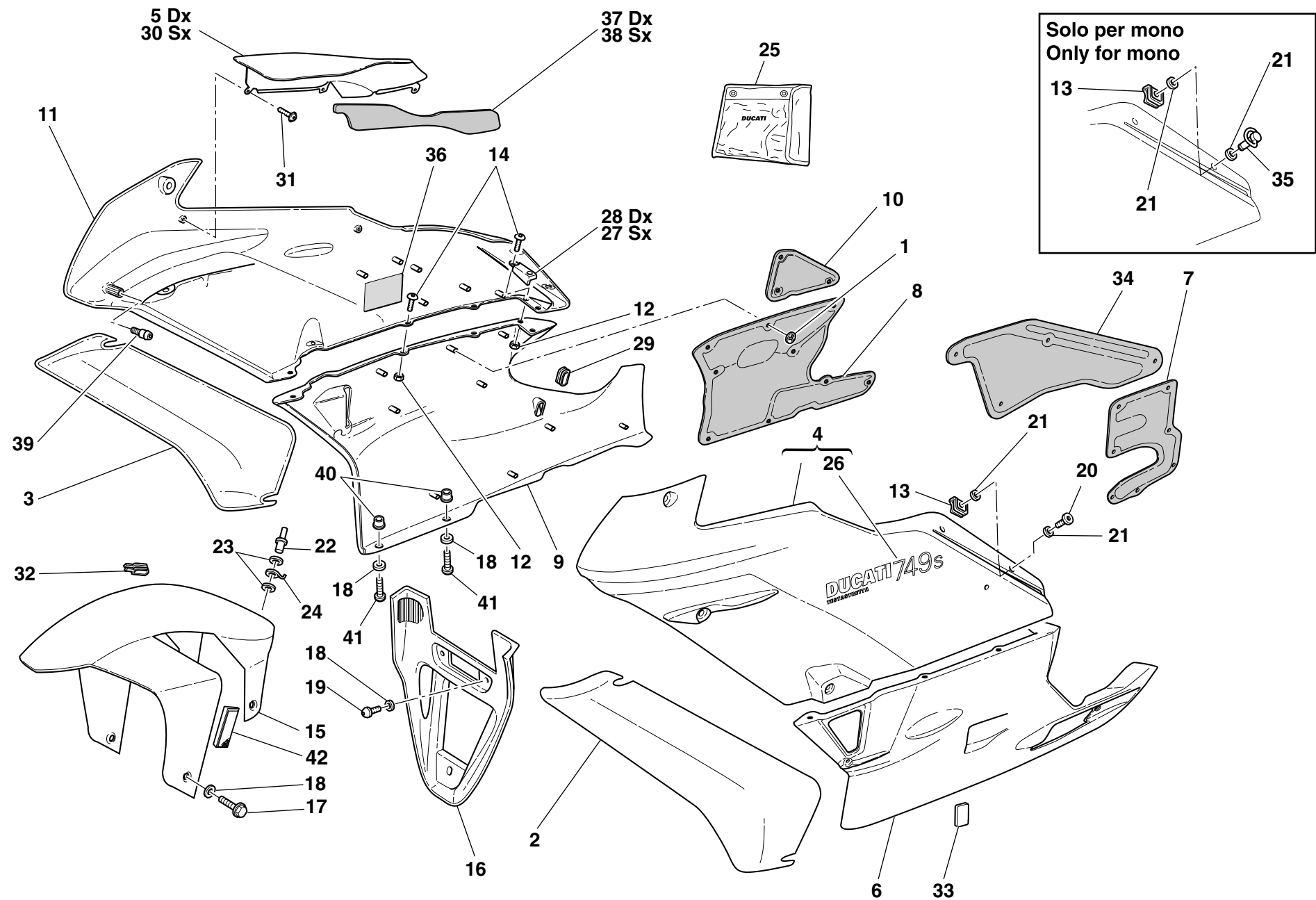
915.1.206.1A

12 - 03

DRAWING

034a

FAIRING







DRAWING

034a

FAIRING

NOTES	NO.	CODE NO.	DESCRIPTION	VALIDITY	Q.TY	
	1	850.4.044.1A	Quik fastening		26	
	2	480.1.153.1AA	L.H. Air deflector (RED)		1	
	2	480.1.153.1AB	L.H. Air deflector (YELLOW)		1	
	2	480.3.153.1A	L.H. Air deflector (not painted)		1	
	3	480.1.150.1AA	R.H. air deflector (RED)		1	
	3	480.1.150.1AB	R.H. air deflector (YELLOW)		1	
	3	480.3.150.1A	R.H. air deflector (not painted)		1	
	4	480.1.184.1AA	L.H. upper half-fairing (RED)		1	
	4	480.1.184.1AB	L.H. upper half-fairing (YELLOW)		1	
	4	480.3.182.1A	L.H. upper half-fairing (unpainted)		1	
	5	247.1.195.1A	R.H. protection		1	
	6	480.1.155.1BA	L.H. lower half-fairing (RED)		1	
	6	480.1.155.1BB	L.H. lower half-fairing (YELLOW)		1	
	6	480.3.155.1B	L.H. lower half-fairing (unpainted)		1	
	7	486.1.064.1A	L.H. side panel		1	
	8	486.1.063.1A	R.H. side panel		1	
	9	480.1.152.1BA	R.H. lower half-fairing (RED)		1	
	9	480.1.152.1BB	R.H. lower half-fairing (YELLOW)		1	
	9	480.3.152.1B	R.H. lower half-fairing (unpainted)		1	
	10	486.1.069.1A	R.H. side panel		1	
	11	480.1.183.1AA	R.H. upper half-fairing (RED)		1	
	11	480.1.183.1AB	R.H. upper half-fairing (YELLOW)		1	
	11	480.3.181.1A	R.H. upper half-fairing (unpainted)		1	
	12	729905FN1	El-stop nut		10	
	13	850.4.049.1A	Quik fastening		9	
	14	779.1.290.1A	Screw		16	
	15	564.1.042.1AA	Front mudguard (RED)		1	

CATALOGUE No: 915.1.206.1A  
ISSUED: 12 - 03

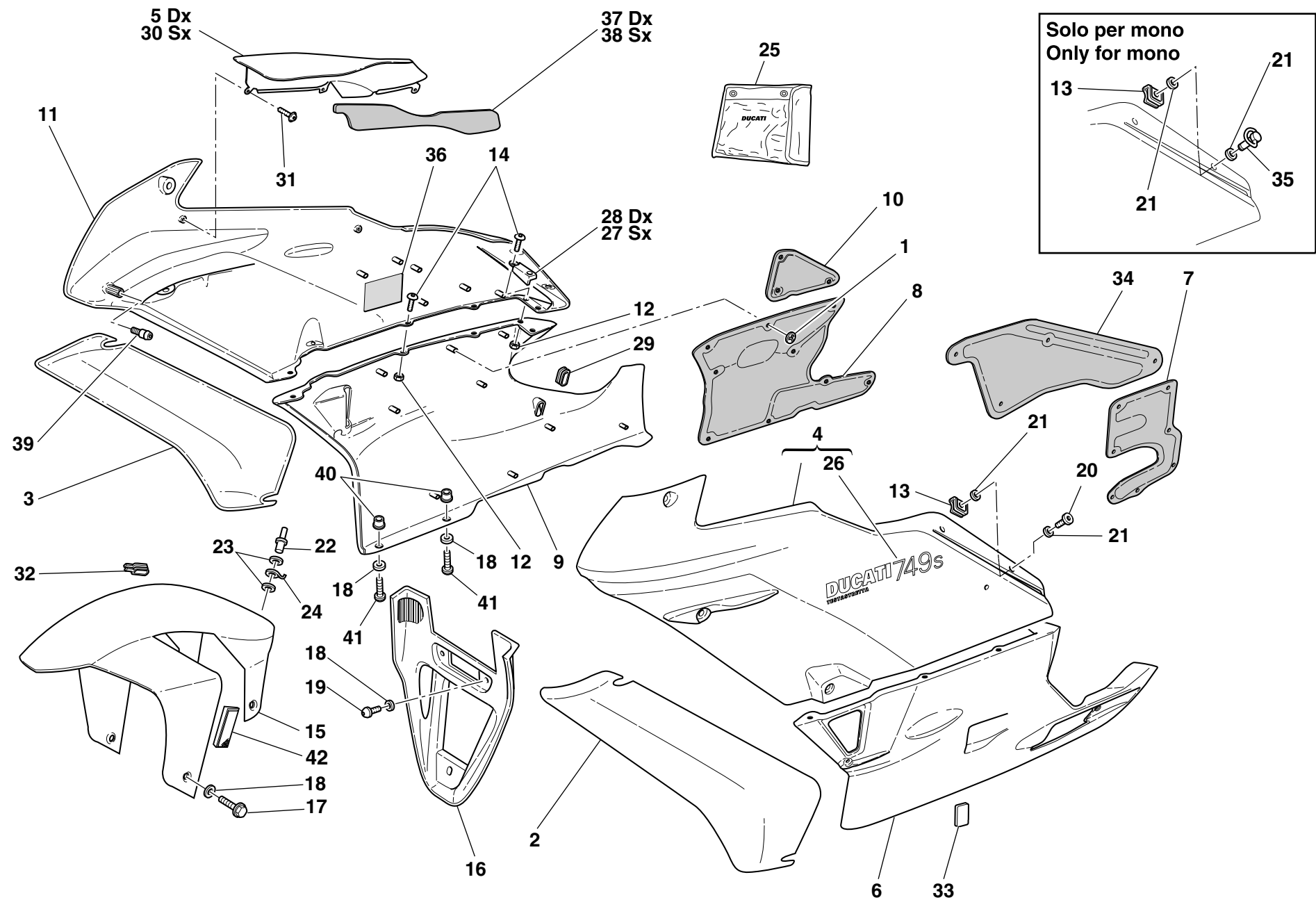
NOTES	NO.	CODE NO.	DESCRIPTION	VALIDITY	Q.TY	
	15	564.1.042.1AB	Front mudguard (YELLOW)		1	
	15	564.3.042.1A	Front mudguard (unpainted)		1	
	16	484.1.044.1AA	Air manifold (RED)		1	
	16	484.1.044.1AB	Air manifold (YELLOW)		1	
	17	772.5.037.1AB	Screw		4	
	18	856.1.042.1A	Nylon washer		7	
	19	775.1.020.1A	Screw		3	
	20	850.4.050.1A	Pin		9	
	21	850.4.051.1A	Seal ring		18	
	22	736.4.013.1B	Shear rivet		1	
	23	852.1.075.1A	Washer		2	
	24	850.1.003.1A	Clip		1	
	25	697.2.015.1A	Tool bag		1	
	26	438.1.362.1AA	Sticker"DUCATI 749S" (RED)		2	
	26	438.1.362.1AB	Sticker"DUCATI 749S" (YELLOW)		2	
	27	827.1.281.1A	L.H. plate		1	
	28	827.1.280.1A	R.H. plate		1	
	29	764.1.055.1A	Rubber pad		1	
	30	247.1.196.1A	L.H. protection		1	
	31	772.5.034.1A	Screw		6	
	32	764.1.061.1A	Seal		1	
	33	866.1.036.1A	Rubber pad		1	
	34	486.1.062.1A	L.H. side panel		1	
	35	850.4.058.1A	Pin		4	
	36	926.1.003.1A	Velcro		1	
	37	486.1.065.1A	R.H. side panel		1	
	38	486.1.066.1A	L.H. side panel		1	

CATALOGUE No: 915.1.206.1A  
ISSUED: 12 - 03

DRAWING

034a


FAIRING



DRAWING

034a

FAIRING

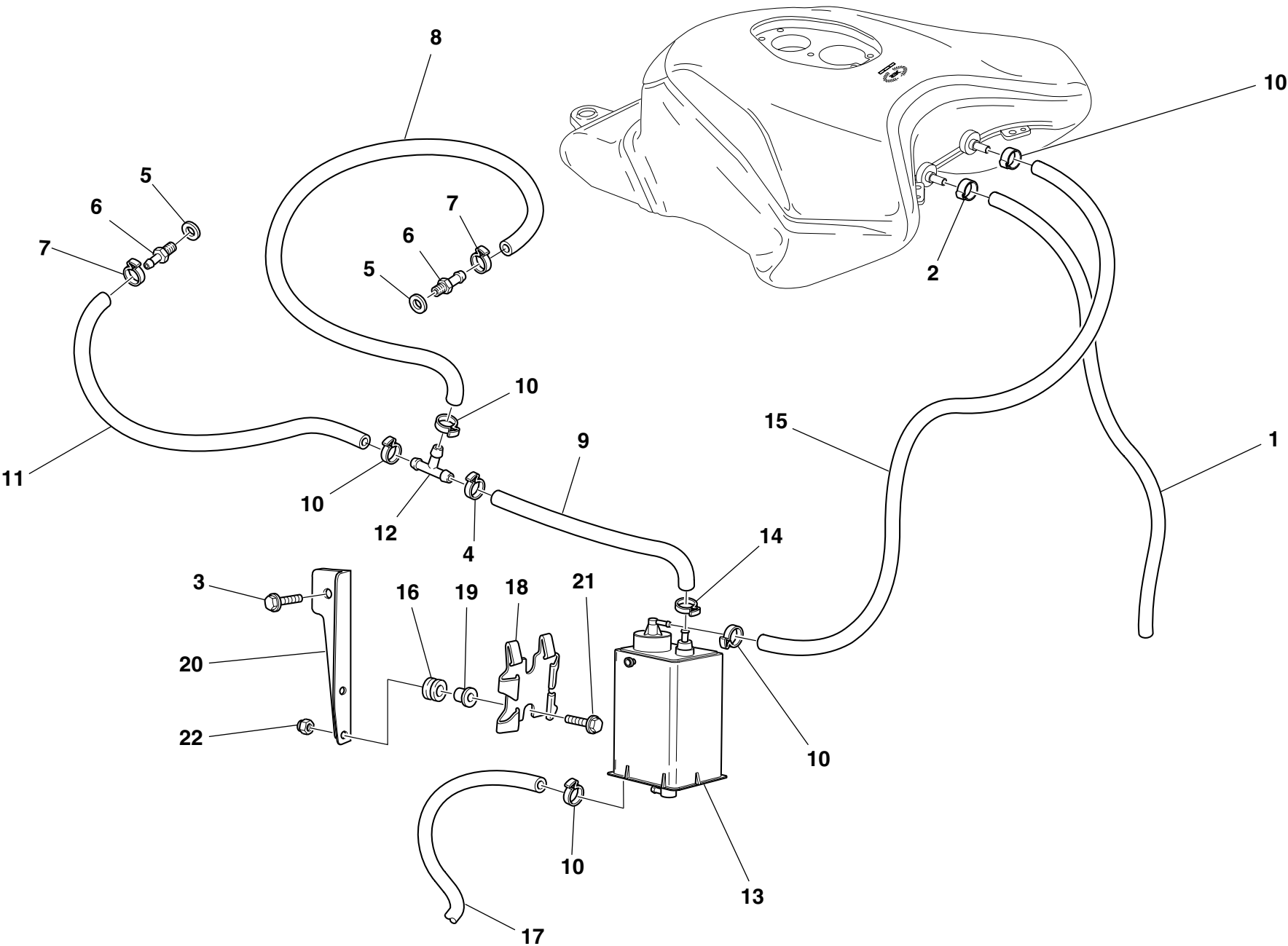
NOTES	NO.	CODE NO.	DESCRIPTION	VALIDITY	Q.TY	
	39	832.1.030.1A	Pin		2	
	40	0364.99.020	Threaded insert		2	
	41	775.1.021.1A	Screw		2	
	42	529.1.008.1AB	Cat's eye (AMBER)		2	

NOTES	NO.	CODE NO.	DESCRIPTION	VALIDITY	Q.TY	
-------	-----	----------	-------------	----------	------	---

DRAWING

035


FUEL INFEED



DRAWING

035

FUEL INFEED

NOTES	NO.	CODE NO.	DESCRIPTION	VALIDITY	Q.TY	
	1	590.1.233.1A	Breather pipe		1	
	2	741.4.065.1A	Hose guide		1	
	3	772.5.032.1A	Screw		1	
	4	741.4.059.1A	Hose guide		1	
	5	420.2.000.7A	Gasket		2	
	6	814.1.111.2B	Union		2	
	7	741.4.013.1B	Hose guide		2	
	8	590.1.192.1A	Tube		1	
	9	590.1.213.1A	Tube		1	
	10	741.4.063.1A	Hose guide		5	
	11	590.1.111.1A	Fuel pipe		2	
	12	0361.98.850	Shunt valve		1	
	13	426.1.007.1B	CANISTER filter		1	
	14	741.4.058.1A	Hose guide		1	
	15	590.1.106.1A	Tube		1	
	16	764.1.029.1A	Rubber pad		2	
	17	0770.83135	Tube		1	
	18	827.1.157.1A	Plate		1	
	19	716.1.043.1A	Spacer		2	
	20	830.1.281.1A	Bracket		1	
	21	772.5.031.1AB	Screw		2	
	22	749.4.004.1A	Nut		2	

NOTES	NO.	CODE NO.	DESCRIPTION	VALIDITY	Q.TY	
-------	-----	----------	-------------	----------	------	---

DO NOT ATTEMPT TO LOOK THROUGH THIS FAIRING. THIS IS NOT A WINDSHIELD, BUT AN AERODYNAMIC FAIRING ONLY; FAILURE TO OBSERVE THIS WARNIG COULD RESULT IN A COLLISION OR UPSET AND CONSEQUENT SERIOUS BODILY INJURY.

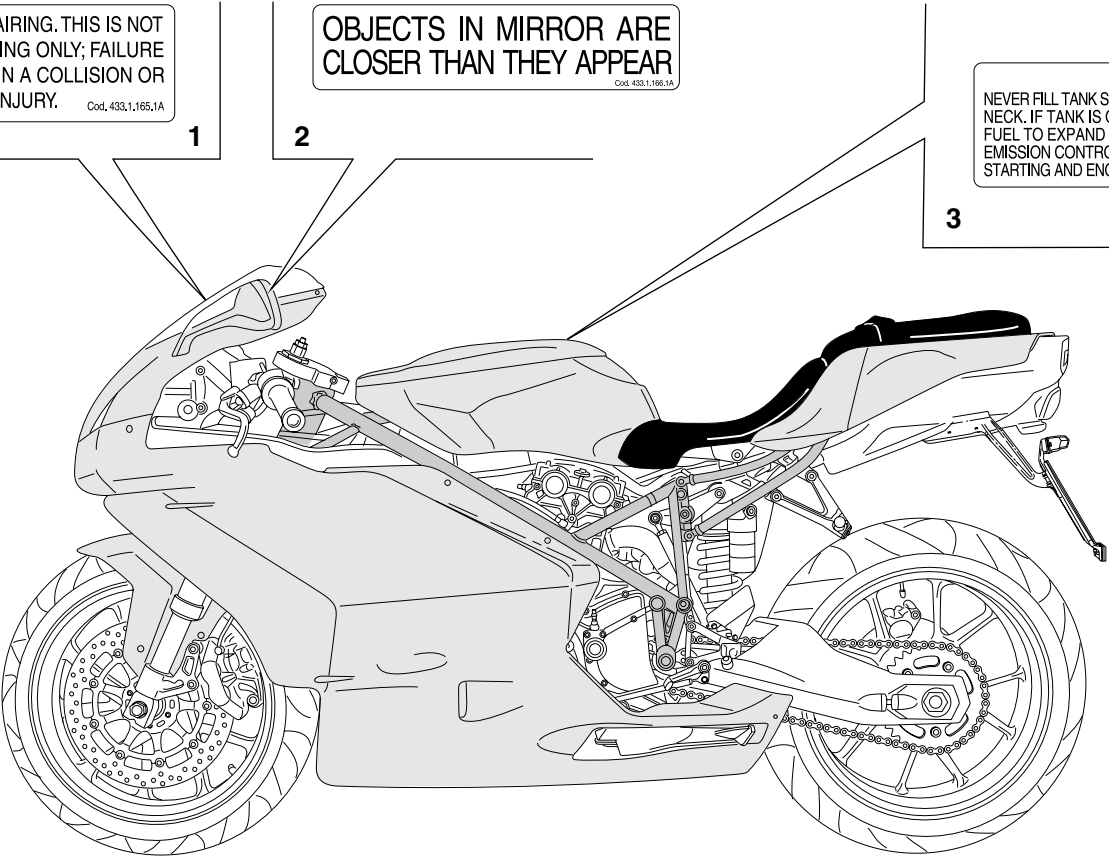
Cod. 433,1,165,1A

OBJECTS IN MIRROR ARE CLOSER THAN THEY APPEAR

Cod. 433,1,166,1A

**CAUTION**  
NEVER FILL TANK SO FUEL LEVEL RISES INTO FILLER NECK. IF TANK IS OVERFILLED, HEAT MAY CAUSE FUEL TO EXPAND AND FLOW INTO EVAPORATIVE EMISSION CONTROL SYSTEM RESULTING IN HARD STARTING AND ENGINE HESITATION.


Cod. 433,1,167,1A



DRAWING

036

MARKING PLATES

NOTES	NO.	CODE NO.	DESCRIPTION	VALIDITY	Q.TY	
	1	433.1.165.1A	Sticker		1	
	2	433.1.166.1A	Label		2	
	3	433.1.164.1A	Sticker		1	

NOTES	NO.	CODE NO.	DESCRIPTION	VALIDITY	Q.TY	
-------	-----	----------	-------------	----------	------	---

INDEX

CODE No.	Drwg.	POS. N.	CODE No.	Drwg.	POS. N.	CODE No.	Drwg.	POS. N.	CODE No.	Drwg.	POS. N.	CODE No.	Drwg.	POS. N.
0000.33552	23	2	0647.29.040	12	15	0770.83135	35	17	158.2.020.1A	6	5	184.1.005.1A	25	20
0000.40427	29	15	0659.16.555	4	1	0797.72.068	18	13	160.1.057.1A	12	13	190.2.011.1A	4	8
0000.59056	22	17	0660.13.060	2	19	0797.72.068	34	16	160.1.092.1A	26	20	194.2.015.1A	4	12
0000.61078	25	26	0660.13.070	2	13	0799.13.110	2	27	160.1.094.1A	15	21	195.4.003.1A	4	22
0000.62652	30	5	0660.13.143	2	9	0803.77.010	26	15	160.2.362.3A	32a	1	196.1.001.2B	4	10
0011.52.010	10	6	0660.13.165	2	25	112.1.026.1AA	6	8	162.1.001.1B	4	7	198.1.029.1A	4	13
0011.52.010	11	21	0660.16.145	4	21	112.1.026.1AB	6	8	170.2.032.1A	4	17	208.1.023.1A	13	3
0124.40.060	8	15	0660.49.053	9	17	117.1.044.1A	25	18	171.2.020.2B	8	13	209.1.013.6A	13	16
0150.70.120	5	10	0660.50.020	12	8	117.2.006.1A	4	29	172.1.002.1B	3	10	209.1.014.6A	13	4
0150.70.120	9	28	0665.49.680	5a	1	117.2.034.1B	22	27	172.1.003.1C	3	8	210.1.049.1A	13	14
0170.91.730	21	33	0670.16.145	3	7	120.2.097.1A	7	10	172.1.004.1C	3	5	211.1.040.1A	13	5
0214.07.350	2	22	0670.16.150	3	3	121.1.079.1A	7	2	172.1.005.1C	3	9	220.3.208.3A	9	16
0251.47.050	3	1	0670.16.155	3	19	121.1.157.1A	7	3	172.1.006.1B	3	18	225.2.069.2A	10	1
0251.47.054	3	1	0670.16.163	3	11	121.2.036.1A	7	4	172.1.007.1B	3	24	230213	22	30
0272.91.090	2	8	0670.16.164	3	11	122.2.115.1A	7	1	172.1.008.1C	3	22	230213	25	43
0361.98.850	35	12	0670.16.165	3	15	135.2.006.1A	17	3	172.1.009.1C	3	21	242.2.054.2A	11	13
0364.99.020	34a	40	0670.16.170	3	26	140.2.031.2A	14	10	172.1.010.1C	3	20	243.1.025.1AD	5	1
0370.49.250	10	22	0670.16.171	3	26	146.2.107.1A	6	1	172.1.011.1C	3	23	243.2.038.3A	5a	6
0400.09.050	2	21	0670.16.184	3	15	147.1.014.1A	8	10	173.1.012.3A	12	20	245.1.027.1AB	8	2
0400.17.030	10	13	0670.16.185	3	15	148.2.190.1A	15	15	174.1.025.1A	9	12	245.1.045.1AB	8	1
0400.17.030	4	26	0670.49.310	9	26	148.2.191.1A	15	20	174.2.025.5A	9	1	245.1.046.1AB	8	3
0400.29.125	2	34	0670.49.910	9	21	148.2.192.1A	15	14	176.1.001.1A	12	6	246.1.073.1A	17	2
0400.29.126	2	34	0691.91.030	27b	26	148.2.193.1A	15	18	176.1.009.1A	12	10	246.1.076.1A	21	11
0400.49.240	11	14	0755.29.025	6	10	149.1.032.3A	3	25	180.1.001.1A	2	11	247.1.002.1BC	11	23
0400.49.240	5	13	0755.29.025	8	12	150.2.006.1B	3	2	180.1.002.1A	2	12	247.1.083.1A	11	2
0412.02.295	28a	5	0759.49.280	9	15	150.2.047.2A	3	27	180.1.008.1A	2	24	247.1.120.1A	7	8
0619.50.065	12	17	0765.92.205	2	21	150.2.053.2A	3	28	182.2.018.1A	2	18	247.1.155.1A	7	9



INDEX

CODE No.	Drwg.	POS. N.	CODE No.	Drwg.	POS. N.	CODE No.	Drwg.	POS. N.	CODE No.	Drwg.	POS. N.	CODE No.	Drwg.	POS. N.
247.1.156.1A	15	6	287.4.024.1B	32a	13	349.1.102.1A	21a	12	389.4.013.1A	18a	8	426.2.018.1A	29	5
247.1.161.1A	14a	2	301.2.158.1A	15	1	349.1.103.1A	21a	13	389.4.013.1A	20a	10	426.2.019.1A	29	16
247.1.163.1A	14a	1	303.1.037.1A	13	12	349.1.104.1A	21a	15	389.4.014.1A	18a	5	433.1.164.1A	36	3
247.1.174.1A	9	2	303.1.037.1AA	13	12	349.1.164.1A	21a	9	390.4.003.1A	27b	29	433.1.165.1A	36	1
247.1.186.1A	27	6	303.1.037.1AB	13	12	349.1.165.1A	21a	6	390.4.009.1A	20	30	433.1.166.1A	36	2
247.1.187.1A	27	5	303.1.037.1AC	13	12	349.1.166.1A	21a	14	395.4.013.1A	18	4	433.1.303.1C	28a	27
247.1.188.1A	19	22	303.1.038.1A	13	7	349.1.167.1A	21a	17	397.4.002.1A	18	20	437.1.132.1AA	33	26
247.1.191.1A	22	8	303.1.038.1AA	13	7	349.1.168.1A	21a	8	406.1.015.1C	20	22	438.1.240.1A	33a	19
247.1.192.1A	22	11	303.1.038.1AB	13	7	349.1.169.1A	21a	21	417.6.011.3A	5a	7	438.1.240.1AB	33	20
247.1.195.1A	34a	5	303.1.038.1AC	13	7	349.2.027.1A	21a	7	417.9.020.5A	24	23	438.1.240.1AB	33a	19
247.1.196.1A	34a	30	304.1.046.1A	13	13	349.2.028.1A	21a	16	417.9.050.6A	18	2	438.1.357.1AB	32	11
247.1.197.1A	32	12	304.1.046.1AB	13	13	360.1.043.1A	21	19	418.4.052.7A	15	11	438.1.362.1AA	34a	26
247.1.205.1A	18	3	304.1.046.1AC	13	13	360.1.044.1A	21	31	420.2.000.7A	11	30	438.1.362.1AB	34a	26
247.1.211.1A	14	2	304.1.047.1A	13	10	361.1.002.1A	21	15	420.2.000.7A	14	8	442.1.073.1A	17	6
247.1.212.1A	14	1	304.1.047.1AB	13	10	364.2.004.1A	21	26	420.2.000.7A	35	5	444.4.003.4A	9	20
247.2.166.2A	11	31	304.1.047.1AC	13	10	365.2.050.1A	28	10	420.2.001.0A	11	32	447.1.041.1A	28a	17
250.1.038.1A	9	5	340.2.237.1A	21a	5	365.2.050.1B	28	10	420.2.001.0A	16	8	447.1.042.1A	28a	15
251.2.008.1A	11	29	340.2.238.1A	21a	1	369.1.010.1A	28a	1	420.2.001.0A	19	12	449.1.050.1A	3	12
254.4.001.1A	5	4	341.1.035.1A	21	21	370.1.032.3A	28a	13	420.2.001.0A	2	5	451.1.017.1A	8	23
255.1.010.2B	8	18	341.1.036.1A	21	29	372.2.004.1A	28	8	420.2.001.0A	23	8	451.1.018.2A	8	6
255.1.019.2A	15	22	342.2.034.1A	21	1	373.1.035.3A	28a	20	420.2.001.0A	24	4	451.1.042.1A	8	29
264.4.017.1A	11	1	343.2.005.1A	21	4	373.1.036.3A	28a	22	420.2.001.0A	25	23	451.1.043.1A	8	7
270.4.005.1A	12	1	347.1.017.1A	21a	20	380.4.008.2A	18a	3	420.2.001.0A	5	16	451.1.044.1A	8	24
276.1.038.1A	12	16	349.1.064.1A	21a	19	389.4.006.1A	18a	8	420.2.006.2A	10	2	455.1.010.1A	25	11
282.4.058.1A	17	5	349.1.065.1A	21a	18	389.4.006.1A	20a	10	420.2.006.4A	16	4	455.2.003.1A	2	4
286.4.086.1B	18	15	349.1.098.1A	21a	3	389.4.007.1A	20a	10	425.4.010.1A	32a	7	456.1.006.2A	22	20
286.4.096.1A	18	15	349.1.101.1A	21a	10	389.4.008.1A	20a	10	426.1.007.1B	35	13	456.2.033.1A	22	19

INDEX

CODE No.	Drwg.	POS. N.	CODE No.	Drwg.	POS. N.	CODE No.	Drwg.	POS. N.	CODE No.	Drwg.	POS. N.	CODE No.	Drwg.	POS. N.
457.2.013.1A	25	6	480.1.152.1BA	34a	9	483.1.047.1AA	33	14	514.1.034.1A	1d	12	539.4.003.1B	25	5
460.1.112.1A	19	15	480.1.152.1BB	34a	9	483.1.047.1AB	33	14	514.1.035.1A	1d	10	539.4.030.1A	5	9
460.1.116.1A	19	11	480.1.153.1AA	34a	2	484.1.041.1A	29	6	514.1.036.1A	1d	10	539.4.035.1A	24	20
460.1.119.1A	27b	13	480.1.153.1AB	34a	2	484.1.042.1A	29	10	514.1.037.1A	1d	6	539.4.036.1A	23	13
460.1.120.2A	20	7	480.1.155.1BA	34a	6	484.1.044.1AA	34a	16	514.1.038.1A	1d	14	540.4.019.1A	18	8
460.1.123.1A	33	19	480.1.155.1BB	34a	6	484.1.044.1AB	34a	16	514.1.040.1A	18	17	541.1.007.1A	20a	9
460.1.123.1A	33a	18	480.1.160.1A	34	2	486.1.062.1A	34a	34	516.4.003.1B	20a	3	541.4.007.1A	18a	6
460.1.124.1A	33	12	480.1.161.1A	34	3	486.1.063.1A	34a	8	518.4.004.1C	21	37	548.4.040.1A	30	1
460.1.124.1A	33a	15	480.1.183.1AA	34a	11	486.1.064.1A	34a	7	520.4.022.1C	20	8	548.4.041.1A	30	7
460.1.125.1A	18	18	480.1.183.1AB	34a	11	486.1.065.1A	34a	37	520.4.023.1B	20	15	548.4.042.1A	16	17
460.1.159.1A	19	30	480.1.184.1AA	34a	4	486.1.066.1A	34a	38	523.2.009.1AA	34	8	548.4.043.1A	16	1
460.3.102.1A	34	20	480.1.184.1AB	34a	4	486.1.068.1A	32	10	523.2.009.1AB	34	8	549.1.030.1A	16	7
460.3.103.1A	34	21	480.3.150.1A	34a	3	486.1.069.1A	34a	10	523.2.010.1AA	34	9	550.4.012.1A	30	10
462.4.037.6A	18	7	480.3.152.1B	34a	9	487.2.028.2A	34	13	523.2.010.1AB	34	9	550.4.013.1A	30	12
462.9.012.8A	20	10	480.3.153.1A	34a	2	492.4.047.1A	26	13	525.1.012.1A	27b	2	552.1.037.1A	1d	4
463.2.050.5A	14	5	480.3.155.1B	34a	6	492.4.055.1A	26	5	525.1.013.1A	27b	1	552.1.038.1A	1d	5
463.2.050.5A	14a	4	480.3.181.1A	34a	11	494.1.099.1A	26	24	525.1.014.1A	27b	24	552.1.039.1A	1d	7
463.2.053.7A	4	15	480.3.182.1A	34a	4	497.2.001.2A	26	11	525.1.019.1A	27b	16	552.1.040.1A	1d	11
464.1.005.1A	22	12	481.1.025.1AA	34	1	501.2.100.1AA	26	8	529.1.008.1AB	34a	42	552.4.012.1A	20	20
464.1.006.1A	22	5	481.1.025.1AB	34	1	502.2.100.1AA	26	16	529.1.010.1A	27b	8	552.4.013.1A	31	12
465.1.008.1A	27	22	481.3.025.1A	34	1	510.1.241.1A	17	9	531.1.001.1A	27b	23	552.4.020.1A	11	38
465.1.010.1A	27	15	483.1.035.1AA	33	9	510.1.242.1A	27b	21	531.1.002.1A	27b	22	552.4.028.1A	1c	15
470.1.064.1A	27	1	483.1.035.1AB	33	9	510.1.243.3A	20a	1	532.4.008.1A	34	22	552.4.037.1A	25	34
470.1.177.2AA	22	1	483.1.036.1AA	33a	12	510.1.256.3B	18a	1	532.4.009.1A	34	23	552.4.048.1A	32a	10
471.1.009.1A	27a	1	483.1.036.1AB	33a	12	510.1.296.1A	27b	28	536.2.002.2A	20	16	553.4.005.1A	31	10
480.1.150.1AA	34a	3	483.1.038.1AA	33a	17	514.1.032.1A	1d	9	539.1.021.1A	2	6	556.1.031.1A	22a	5
480.1.150.1AB	34a	3	483.1.038.1AB	33a	17	514.1.033.1A	1d	13	539.1.023.2A	22a	3	556.2.032.1A	22a	10

INDEX

CODE No.	Drwg.	POS. N.	CODE No.	Drwg.	POS. N.	CODE No.	Drwg.	POS. N.	CODE No.	Drwg.	POS. N.	CODE No.	Drwg.	POS. N.
561.1.024.1A	27b	7	590.1.233.1A	35	1	612.4.023.1A	24	16	670.4.030.1A	18a	4	702.4.033.1A	10	21
564.1.042.1AA	34a	15	593.1.003.1B	10	11	613.4.030.1A	24	9	672.1.030.1A	17	11	702.4.033.1A	10a	2
564.1.042.1AB	34a	15	593.1.018.1A	9	29	613.4.038.1A	25	38	676.2.048.1A	26	28	702.4.038.1A	26	30
564.3.042.1A	34a	15	595.1.052.1A	33	1	616.1.007.1A	31	6	676.4.037.1A	26	27	702.5.008.1A	10	7
570.1.071.1B	19	4	595.1.052.1A	33a	1	616.1.009.1A	31	2	677.4.003.1A	1b	3	702.5.008.1A	11	4
570.1.073.1B	19	21	595.1.055.1A	33	18	618.4.048.1A	24	13	680.1.001.1B	9	7	702.5.016.1A	4	14
571.1.072.1B	19	9	595.1.056.1A	33a	16	618.4.049.1A	24	1	680.5.003.1A	15	19	702.5.019.1A	10a	1
571.1.075.1B	19	20	595.1.056.1AB	33a	16	619.4.021.1A	25	28	684.1.054.1A	8	27	703.1.013.1A	21	9
573.1.064.2B	19	8	598.2.023.1A	27	3	624.4.027.1A	24	3	684.1.056.1A	20	18	703.5.002.1A	15	24
576.1.046.1A	19	37	598.2.031.2C	27	13	625.4.009.1A	25	16	684.1.057.1A	20	19	70610.8120	4	11
576.1.047.1A	19	38	598.2.031.2D	27a	4	626.4.027.1A	24	21	685.5.002.1A	25	14	70700.6N02	25	41
576.1.048.1A	19	39	598.4.016.1A	21	12	626.4.031.1A	23	11	697.2.015.1A	34a	25	710.1.001.1A	9	13
585.1.034.1A	29	7	598.4.018.1A	21	13	626.4.031.1A	24	18	698.1.033.1A	1d	15	710.1.002.1A	4	23
585.4.004.1A	24	12	599.2.009.1A	27	16	626.4.032.1A	23	9	700.1.005.1A	26	17	710.1.025.1A	28	11
585.4.005.1A	23	3	60N101079	10a	5	626.4.032.1A	24	19	700.1.036.1A	12	24	710.1.032.1A	10	26
586.1.053.1AA	32	1	60N107330	18	22	630.4.016.1A	23	5	700.1.041.1A	33	3	710.1.032.1A	10a	20
586.1.053.1AB	32	1	60N107330	24	24	631.4.016.1A	25	25	700.1.041.1A	33a	5	710.1.061.1A	6	7
587.1.049.1A	32	2	610.4.049.1A	24	14	631.4.017.1A	23	12	701.4.003.1A	12	19	710.1.069.1A	10a	12
590.1.106.1A	35	15	610.4.050.1A	24	11	632.1.021.1A	23	6	701.4.004.1A	28	7	710.1.070.1A	10	4
590.1.111.1A	35	11	611.4.020.1A	25	37	650.4.008.1B	21	17	701.4.005.1A	3	4	710.1.084.1A	26	19
590.1.189.1A	1d	1	612.4.005.1A	23	4	651.4.013.1A	21	30	701.4.007.1A	12	21	710.1.090.1A	28a	4
590.1.190.1A	1d	2	612.4.005.1A	24	7	652.4.006.1A	21	10	702.4.004.1A	21	3	711.1.072.1A	10	24
590.1.192.1A	35	8	612.4.008.1A	25	40	654.2.016.1A	21	39	702.4.009.1A	11	11	711.1.072.1A	10a	17
590.1.195.1A	32a	3	612.4.016.1A	25	36	656.2.001.1A	21	32	702.4.010.2A	11	9	711.1.089.1A	6	6
590.1.198.1A	32a	14	612.4.020.1A	24	8	668.1.001.3A	11	16	702.4.013.1A	10	19	711.1.091.2A	15	10
590.1.199.1A	32a	12	612.4.022.1A	24	6	670.4.016.1A	18a	4	702.4.017.1A	4	20	711.1.092.2A	15	4
590.1.213.1A	35	9	612.4.023.1A	23	14	670.4.016.1B	18a	4	702.4.020.1A	10a	11	711.1.093.2A	7	12

INDEX

CODE No.	Drwg.	POS. N.	CODE No.	Drwg.	POS. N.	CODE No.	Drwg.	POS. N.	CODE No.	Drwg.	POS. N.	CODE No.	Drwg.	POS. N.
711.1.095.1A	10a	7	716.1.003.1A	16	3	736.4.013.1B	34a	22	741.4.101.1A	31	16	749.4.004.1A	35	22
711.1.113.1A	22a	4	716.1.043.1A	35	19	737.4.012.4A	8	22	741.5.011.1C	31	19	749.4.009.1A	19	40
712.1.029.1A	28a	9	716.1.072.2A	8	20	741.1.010.1A	18a	10	741.5.033.1B	29	2	750.1.002.1B	4	25
712.1.030.1A	28a	12	716.1.073.2A	8	17	741.1.011.1A	27	25	74172.1008	8	16	750.1.007.1A	3	32
713.1.011.1A	3	15	716.1.107.1B	19	26	741.1.012.1A	18a	11	74224.0570	4	24	750.1.012.2A	6	14
713.1.012.1B	4	31	716.1.108.1A	27b	19	741.1.012.1A	24	15	746.4.006.1A	19	42	750.1.021.1A	28	12
713.1.014.1A	3	11	716.1.111.1A	20a	11	741.1.013.1A	18a	12	746.4.007.1A	19	41	750.1.022.1A	28	15
713.1.014.1B	3	11	72094.1616	10	17	741.1.029.1A	29	11	747.5.003.1A	21	38	750.1.024.1A	27	18
713.1.014.1E	3	11	72121.2106	6	4	741.1.030.1A	24	22	747.5.003.1A	22	23	750.1.028.1A	34	10
713.1.014.1F	3	11	723.1.006.2A	32	14	741.4.002.1A	31	8	747.5.003.1A	25	42	750.1.047.1A	15	7
713.1.082.1A	19	6	72944.1542	8	21	741.4.002.1A	7	15	747.5.005.1B	25	7	750.1.057.1A	6	13
713.1.128.1B	11	27	729905FN1	34a	12	741.4.013.1B	35	7	748.1.014.1A	26	10	750.1.061.1A	28a	21
713.1.140.1A	10a	4	729906FN1	18	6	741.4.025.1A	30	8	748.1.024.1A	19	1	750.1.062.1A	22	2
713.1.157.1A	3	13	729906FN1	19	18	741.4.025.1A	31	3	748.1.036.1A	27b	10	750.1.108.1A	28a	19
713.1.184.1A	26	22	732.1.004.1A	27	24	741.4.038.1A	17	7	748.1.038.1A	10	14	750.1.112.1A	28	17
713.1.186.1A	26	23	734306N01	11	44	741.4.038.1A	18a	15	748.1.040.1A	2	23	750.1.115.1A	32a	6
713.1.187.1A	28a	11	7350.33.804	8	26	741.4.038.1A	25	44	748.1.042.1A	18a	2	750.1.121.1A	12	3
713.1.192.1A	25	33	73500.1237	12	7	741.4.038.1A	30	2	748.1.044.1A	8	8	750.4.010.1A	20	5
713.1.196.1A	26	4	73500.1237	9	25	741.4.043.1A	25	17	748.4.024.1AB	26	25	750.5.001.1A	32	3
713.1.197.1A	26	9	73500.1440	12	11	741.4.058.1A	35	14	748.4.035.1A	27	23	75113.2566	4	18
713.1.205.1A	25	31	73500.1542	2	15	741.4.059.1A	35	4	748.4.035.1A	27a	3	75162.2566	26	6
713.1.209.1A	21	20	73500.2054	8	9	741.4.063.1A	35	10	748.4.037.1AB	28	3	75162.2566	28a	10
713.1.210.1A	21	28	73503.3380	10	9	741.4.065.1A	35	2	749.4.002.1A	21	36	75162.3075	26	21
713.1.239.1A	28	2	73503.3380	10a	10	741.4.067.1A	14	9	749.4.004.1A	20a	5	75183.2054	8	25
714.1.043.1A	26	14	73503.3380	11	17	741.4.092.1A	32a	5	749.4.004.1A	22	21	75191.3380	10	5
714.1.047.1A	26	7	736.4.012.1A	33	27	741.4.093.1A	32a	8	749.4.004.1A	32	4	756.1.007.1A	28a	2
715.1.003.1A	28	5	736.4.012.1A	34	7	741.4.099.1A	25	29	749.4.004.1A	33a	24	75794.1542	10a	9

INDEX

CODE No.	Drwg.	POS. N.	CODE No.	Drwg.	POS. N.	CODE No.	Drwg.	POS. N.	CODE No.	Drwg.	POS. N.	CODE No.	Drwg.	POS. N.
760.1.025.1A	33a	23	764.1.064.1A	27b	3	771.5.065.2BB	11	42	771.5.080.2B	10a	15	771.5.937.8B	28	4
76267.0012	9	24	764.1.067.1A	33	16	771.5.065.2BB	4	28	771.5.123.8B	2	30	771.5.938.8B	28	9
76270.0827	3	29	764.1.077.1A	34	19	771.5.065.8B	11	3	771.5.129.8B	9	8	772.1.028.1A	28a	3
764.1.003.1B	4	6	764.1.078.1A	34	18	771.5.065.8B	14	3	771.5.136.2B	10a	6	772.1.041.1A	34	5
764.1.011.1A	22	18	764.4.054.1A	13	8	771.5.065.8B	14a	3	771.5.136.8B	10	10	772.1.042.1A	29	14
764.1.011.1A	25	12	76400.0001	28a	6	771.5.065.8B	15	13	771.5.154.8B	22a	9	772.1.043.1A	29	13
764.1.022.1A	16	2	76401.0002	22	22	771.5.065.8B	7	5	771.5.431.8B	24	10	772.5.028.1AB	21a	2
764.1.022.1A	20	21	76402.0002	3	17	771.5.066.8B	11	20	771.5.637.8B	22	6	772.5.029.1AB	20	4
764.1.022.1A	30	4	766.1.020.1A	15	2	771.5.066.8B	12	5	771.5.639.8B	25	30	772.5.029.1AB	25	19
764.1.024.1A	19	5	766.1.023.1A	15	28	771.5.067.2BB	33	7	771.5.639.8B	27	4	772.5.029.1AB	32	13
764.1.028.1A	17	12	766.1.024.2A	10	16	771.5.067.2BB	33a	9	771.5.665.8B	22	16	772.5.031.1AB	20	2
764.1.029.1A	35	16	766.4.019.1A	13	20	771.5.067.8B	11	41	771.5.665.8B	25	35	772.5.031.1AB	35	21
764.1.041.1A	31	14	76835.1134	2	10	771.5.067.8B	2	28	771.5.666.8B	18	9	772.5.032.1A	20a	6
764.1.042.1A	19	14	770.5.250.8B	11	6	771.5.069.8B	11	19	771.5.666.8B	21	24	772.5.032.1A	27b	11
764.1.045.1A	31	15	771.1.016.1A	28	18	771.5.069.8B	12	22	771.5.666.8B	22	29	772.5.032.1A	35	3
764.1.046.1A	17	4	771.1.020.1A	26	3	771.5.069.8B	15	5	771.5.667.8B	22	14	772.5.033.1AB	30	3
764.1.047.1A	20	29	771.1.026.1A	5	2	771.5.069.8B	5	5	771.5.669.8B	10	25	772.5.034.1A	18	16
764.1.050.1A	22	26	771.1.027.1A	5	8	771.5.069.8B	9	10	771.5.669.8B	10a	18	772.5.034.1A	34a	31
764.1.051.1A	22	25	771.1.031.1A	28	1	771.5.070.2BB	19	17	771.5.673.8B	21	25	772.5.035.1A	20	23
764.1.054.1A	33a	25	771.4.011.1AB	27	2	771.5.071.8B	11	15	771.5.723.8B	21	6	772.5.037.1AB	20a	8
764.1.055.1A	34a	29	771.4.011.1AB	27a	2	771.5.071.8B	12	23	771.5.723.8B	22	7	772.5.037.1AB	34a	17
764.1.056.1A	29	17	771.4.014.1A	23	10	771.5.071.8B	14a	8	771.5.723.8B	25	39	772.5.038.1AB	19	7
764.1.059.1A	20	28	771.4.014.1A	24	17	771.5.072.2B	10a	14	771.5.723.8B	27	10	772.5.038.1AB	20	12
764.1.060.1A	34	14	771.5.041.8B	16	13	771.5.072.8B	31	5	771.5.725.8B	21	18	773.5.061.8B	14	7
764.1.061.1A	34a	32	771.5.043.8B	4	4	771.5.078.8B	12	12	771.5.727.8B	21	22	773.5.069.8B	8	4
764.1.062.1A	18	1	771.5.064.8B	11	5	771.5.078.8B	5	3	771.5.752.8B	10a	19	773.5.069.8B	9	3
764.1.063.1A	19	28	771.5.064.8B	31	7	771.5.079.8B	5	17	771.5.754.8B	25	2	774.5.002.1B	17	1

INDEX

CODE No.	Drwg.	POS. N.	CODE No.	Drwg.	POS. N.	CODE No.	Drwg.	POS. N.	CODE No.	Drwg.	POS. N.	CODE No.	Drwg.	POS. N.
774.5.006.1A	32a	11	777.5.049.8B	11	24	779.1.286.2A	33a	2	788.1.062.1A	15	9	800.1.083.1A	31	9
775.1.007.1AB	34	12	779.1.007.2A	6	9	779.1.290.1A	34a	14	788.1.064.1A	14	6	800.1.112.1A	31	4
775.1.008.3A	20	6	779.1.026.1A	10	3	779.1.293.1A	25	15	788.1.064.1A	14a	5	800.1.113.1A	31	17
775.1.008.3A	28a	25	779.1.029.1A	10a	13	779.1.298.1A	21	16	788.1.076.1A	11	39	800.1.122.1A	7	17
775.1.008.3A	29	4	779.1.039.1A	2	3	779.1.301.1AB	30	6	788.1.076.1AA	11	39	800.1.123.1A	7	16
775.1.008.3A	33	8	779.1.060.1A	21	8	779.1.309.1AB	24	2	788.1.076.1AB	11	39	800.2.121.1A	30	9
775.1.008.3A	33a	11	779.1.082.1AB	23	1	779.1.311.1A	26	12	790.1.004.1A	19	2	8000.36230	27b	27
775.1.017.1A	27b	20	779.1.109.1A	6	2	779.1.318.1A	16	9	790.1.009.1A	19	36	8000.36726	27b	30
775.1.017.1A	32	5	779.1.162.2A	9	27	779.1.334.1A	19	31	790.1.010.1A	19	35	8000.50450	29	8
775.1.017.1A	33	13	779.1.187.1A	8	5	779.1.366.1AB	23	7	791.1.012.1A	32	15	8000.50454	29	3
775.1.017.1A	33a	14	779.1.189.1A	15	12	779.1.366.1AB	24	5	791.1.058.1A	17	13	8000.53724	18a	7
775.1.018.1A	27b	12	779.1.190.1A	15	3	779.1.366.1AB	25	22	791.1.060.1A	18	5	8000.56359	19	19
775.1.018.1A	28a	26	779.1.198.2A	11	40	779.4.005.2A	22a	1	791.2.035.1A	7	6	8000.56443	27	20
775.1.019.1A	18a	13	779.1.198.2A	9	23	779.4.075.1A	11	37	799.1.025.1A	2	20	8000.59056	25	10
775.1.020.1A	34a	19	779.1.203.2A	2	7	779.4.076.1A	30	11	799.1.048.2A	19	3	8000.61070	16	14
775.1.021.1A	34a	41	779.1.213.1A	22	24	779.5.030.2A	15	25	799.1.049.1A	2	1	8000.62652	19	16
775.1.022.1A	18	21	779.1.237.1B	25	8	780.1.007.1A	19	25	799.1.051.2A	6	15	8000.62655	27	21
775.1.029.1A	27b	15	779.1.252.1A	21	35	780.1.016.1A	6	3	799.1.055.1A	9	30	8000.66336	34	6
775.1.029.1A	33a	21	779.1.253.2A	28a	18	780.1.018.1A	9	31	799.1.083.1B	25	4	8000.70119	26	29
775.1.031.1AB	19	10	779.1.260.1A	19	13	780.5.001.1A	11	33	799.1.158.1A	22a	8	8000.70139	1b	8
775.1.033.1A	19	32	779.1.261.1A	31	1	780.5.001.1A	16	11	799.1.162.1A	13	18	806.1.015.1A	33	23
775.1.033.1A	32	8	779.1.274.1A	17	10	780.5.001.1A	5	15	799.1.163.1A	13	19	806.1.015.1A	33a	3
775.1.034.1AB	18	12	779.1.279.1C	27b	5	781.1.009.1A	16	12	799.1.166.1A	22	3	806.1.016.1A	33	21
775.1.035.1A	19	24	779.1.282.1A	33	5	786.1.056.1A	7	13	799.1.171.1A	21	40	806.1.016.1A	33a	10
775.1.035.1B	20a	4	779.1.282.1A	33a	7	786.1.070.1A	7	11	799.1.175.1A	33a	26	80N0.21507	27	11
775.1.062.2A	10	28	779.1.283.1A	34	4	788.1.052.1A	5	14	799.2.077.2A	9	14	814.1.081.1A	7	14
777.5.036.2B	27	17	779.1.286.2A	33	22	788.1.054.1A	12	4	799.2.159.1A	22a	7	814.1.111.2B	35	6

INDEX

CODE No.	Drwg.	POS. N.	CODE No.	Drwg.	POS. N.	CODE No.	Drwg.	POS. N.	CODE No.	Drwg.	POS. N.	CODE No.	Drwg.	POS. N.
814.1.114.1A	1d	8	825.1.028.2A	25	32	832.1.030.1A	34a	39	840.1.186.1AC	13	9	850.1.014.1A	33	17
814.1.117.1A	14a	7	826.1.009.1A	2	33	835.1.005.1B	20	11	840.1.186.1AD	13	9	850.4.041.1A	18	19
814.4.010.1A	32a	2	826.1.012.1A	10	18	840.1.185.1A	13	11	840.1.186.1AE	13	9	850.4.044.1A	34a	1
815.1.022.1A	16	5	826.1.015.1A	20	26	840.1.185.1AA	13	11	840.1.186.1AF	13	9	850.4.047.1A	27b	14
818.2.009.1A	4	3	827.1.115.1B	27	12	840.1.185.1AB	13	11	840.1.186.1AG	13	9	850.4.047.1A	33a	28
819.1.040.1A	28a	23	827.1.157.1A	35	18	840.1.185.1AC	13	11	840.1.186.1AH	13	9	850.4.049.1A	34	17
819.1.043.1A	26	1	827.1.280.1A	34a	28	840.1.185.1AD	13	11	840.1.186.1AI	13	9	850.4.049.1A	34a	13
821.1.001.1A	2	26	827.1.281.1A	34a	27	840.1.185.1AE	13	11	840.1.186.1AJ	13	9	850.4.050.1A	34a	20
821.1.051.1AB	22	4	829.1.078.1A	25	1	840.1.185.1AF	13	11	840.1.186.1AK	13	9	850.4.051.1A	34a	21
821.1.052.1AB	25	9	829.1.190.1A	18a	9	840.1.185.1AG	13	11	840.1.186.1AL	13	9	850.4.052.1A	27b	9
821.1.068.1B	27	7	829.1.190.1A	20a	2	840.1.185.1AH	13	11	840.1.186.1AM	13	9	850.4.055.1A	33	15
821.1.070.1A	2	17	829.1.366.1A	22a	6	840.1.185.1AI	13	11	840.1.186.1AN	13	9	850.4.055.1A	33a	13
821.1.134.1A	22a	2	829.1.369.1A	20	3	840.1.185.1AJ	13	11	840.1.186.1AO	13	9	850.4.058.1A	34a	35
821.1.135.1A	26	18	829.1.370.1A	20	9	840.1.185.1AK	13	11	840.1.186.1AP	13	9	850.4.064.1A	19	29
821.1.152.1A	13	17	829.1.386.1A	20a	7	840.1.185.1AL	13	11	840.1.186.1AQ	13	9	851.1.001.1B	4	9
821.1.153.1A	13	15	829.1.401.1A	20	24	840.1.185.1AM	13	11	840.1.186.1AR	13	9	851.1.004.1A	3	31
821.1.154.1A	13	2	829.1.419.1A	18	10	840.1.185.1AN	13	11	840.1.186.1AS	13	9	851.1.010.1A	6	12
821.1.155.1A	13	1	829.1.439.1A	10	29	840.1.185.1AO	13	11	840.1.186.1AT	13	9	851.1.013.1A	8	14
821.1.159.1A	16	15	829.2.384.1AC	20	1	840.1.185.1AP	13	11	840.1.186.1AU	13	9	851.4.001.1A	4	5
821.1.162.1A	25	13	829.2.385.1AC	20	14	840.1.185.1AQ	13	11	841.1.002.2A	4	2	852.1.005.1A	2	14
821.1.170.1A	22	13	830.1.235.1A	11	35	840.1.185.1AR	13	11	841.1.035.1A	28a	16	852.1.024.1A	34	11
821.1.171.1A	18	14	830.1.261.1A	10	23	840.1.185.1AS	13	11	841.1.037.1A	33a	27	852.1.053.2A	2	2
821.1.184.1A	20	27	830.1.262.1A	10a	16	840.1.185.1AT	13	11	845.4.005.1B	13	6	852.1.068.1A	28a	24
824.1.081.1A	27	9	830.1.263.2A	27b	6	840.1.185.1AU	13	11	848.2.002.1A	21	23	852.1.071.1A	21	7
824.1.082.1A	27	8	830.1.281.1A	35	20	840.1.186.1A	13	9	848.4.026.1A	28	13	852.1.072.1A	19	23
824.1.083.1A	22	9	832.1.026.1A	28a	14	840.1.186.1AA	13	9	848.4.027.1A	28	16	852.1.075.1A	33	6
824.1.084.1A	22	28	832.1.027.1B	33	11	840.1.186.1AB	13	9	850.1.003.1A	34a	24	852.1.075.1A	34a	23

INDEX

CODE No.	Drwg.	POS. N.	CODE No.	Drwg.	POS. N.	CODE No.	Drwg.	POS. N.	CODE No.	Drwg.	POS. N.	CODE No.	Drwg.	POS. N.
852.1.094.1A	2	19	852.1.160.1A	18a	14	856.1.061.2A	15	8	876.2.003.1A	29	1	886.4.073.1A	32a	4
852.1.104.1A	6	11	852.1.161.1A	18	23	856.1.062.2A	8	19	876.2.004.1A	29	9	886.5.007.1A	15	16
852.1.104.1B	6	11	852.1.162.1A	27b	17	856.1.064.2A	10	15	877.1.090.1A	27b	25	886.5.011.1A	7	7
852.1.104.1C	6	11	852.1.163.1A	19	27	856.1.071.1A	12	9	877.1.091.1A	25	21	886.5.014.1A	21	27
852.1.104.1D	6	11	852.1.166.1A	33	25	856.1.074.2A	15	23	881.1.010.1C	12	18	886.5.015.1A	16	6
852.1.104.1E	6	11	852.1.172.1A	11	7	856.1.087.1A	33	4	881.1.012.1A	2	32	886.5.033.1A	32a	9
852.1.104.1F	6	11	852.1.172.1A	2	29	856.1.087.1A	33a	6	881.1.030.1A	11	36	886.5.042.1A	27b	31
852.1.104.1G	6	11	852.1.174.1A	2	31	856.1.091.1A	19	33	881.1.030.1A	14a	9	88700.5665	1	10
852.1.104.1H	6	11	852.1.176.1A	14a	10	856.4.002.1A	33	2	881.1.040.1A	32	9	88700.5749	1	14
852.1.104.1I	6	11	852.4.008.1A	10	27	856.4.002.1A	33a	4	881.2.001.1A	4	19	88713.0123	1	4
852.1.104.1J	6	11	852.4.008.1A	10a	21	861.5.013.1A	21	34	882.1.003.1A	8	11	88713.0869	1	15
852.1.104.1K	6	11	852.4.170.1A	33	24	863.1.002.1A	12	14	882.1.006.1A	2	16	88713.0870	1	16
852.1.104.1L	6	11	852.5.005.1A	9	18	866.1.036.1A	20	25	884.1.005.1A	21a	4	88713.0957	1b	12
852.1.104.1M	6	11	852.5.009.1A	33	10	866.1.036.1A	34a	33	884.4.006.1A	26	26	88713.1010	1a	20
852.1.104.1N	6	11	852.5.009.1A	33a	20	866.1.044.1A	16	16	884.4.025.1A	33a	8	88713.1037	1b	6
852.1.105.1AB	3	26	852.5.019.1A	19	34	872.1.015.1A	21	14	884.5.001.1A	21	5	88713.1057	1b	11
852.1.105.1AG	3	26	853.1.002.1A	8	28	872.1.016.1A	28a	7	884.5.003.1A	22	10	88713.1058	1b	7
852.1.114.1A	11	34	853.1.002.1A	9	9	872.1.035.1A	28a	8	884.5.003.1A	27	19	88713.1062	1b	9
852.1.120.1A	11	25	853.1.003.1A	11	43	872.1.036.1A	20	13	884.5.011.1A	11	8	88713.1068	1b	2
852.1.120.1A	9	4	853.1.003.1A	12	2	872.1.037.1A	20	17	884.5.013.1A	5a	4	88713.1071	1b	10
852.1.135.1A	5a	3	853.1.004.1A	9	11	872.4.044.1A	28a	28	886.4.003.1A	11	10	88713.1072	1b	1
852.1.148.1B	27b	4	853.5.003.1A	33	28	873.1.005.1A	15	26	886.4.035.1A	11	22	88713.1074	1b	4
852.1.151.1A	22	15	853.5.003.1A	33a	22	873.1.037.1A	9	6	886.4.037.1A	9	32	88713.1077	1b	5
852.1.154.1A	25	3	856.1.001.1A	3	6	875.1.048.2A	16	10	886.4.043.1A	4	27	88713.1091	1	11
852.1.156.1A	34	15	856.1.023.1A	27b	18	875.1.065.1A	1d	3	886.4.048.1A	31	13	88713.1096	1b	14
852.1.158.1A	25	24	856.1.031.1A	3	16	875.1.073.1A	28	14	886.4.055.1A	32	7	88713.1344	1b	13
852.1.160.1A	18	11	856.1.042.1A	34a	18	876.1.086.1A	17	8	886.4.072.1A	32a	15	88713.1429	1	2



INDEX

CODE No.	Drwg.	POS. N.	CODE No.	Drwg.	POS. N.	CODE No.	Drwg.	POS. N.	CODE No.	Drwg.	POS. N.	CODE No.	Drwg.	POS. N.
88713.1749	1a	13	88765.1006	1	5	88765.1181	1a	5	895.2.001.1A	32	6	93823.0128	4	32
88713.1791	1a	14	88765.1073	1c	21	88765.1188	1a	12	913.7.077.1K	27	14	93823.2018	4	30
88713.1805	1a	3	88765.1074	1c	21	88765.1241	1d	0	914.7.023.1A	1c	2	93823.2082	5	7
88713.1806	1a	6	88765.1075	1c	21	88765.1242	1d	0	914.7.023.1B	1c	2	93823.2087	14	4
88713.1821	1a	9	88765.1076	1c	21	88765.1243	1d	0	914.7.023.1C	1c	2	93823.2087	14a	6
88713.1832	1	9	88765.1077	1c	21	88765.1244	1d	0	914.7.023.1D	1c	2	93823.2087	31	18
88713.1886	1	13	88765.1126	1c	6	88765.1245	1d	0	914.7.023.1E	1c	2	93823.3156	10	12
88713.1904	1a	15	88765.1126A	1c	4	88765.1298	1	3	926.1.003.1A	34a	36	93827.0114	10	8
88713.1906	1a	19	88765.1126B	1c	12	88765.1363A	1	7	930.1.004.1A	21	2	93827.0114	5	12
88713.1914	1a	18	88765.1126C	1c	11	88765.1363B	1	7	930.1.005.1A	21a	11	93827.0114	9	22
88713.1920	1a	8	88765.1126D	1c	14	88765.1363C	1	7	930.4.011.1A	28	6	94247.0014	10a	3
88713.1980	1a	16	88765.1126E	1c	9	88765.1363D	1	7	930.4.020.1A	15	27	94247.0014	11	12
88713.1994	1a	10	88765.1126F	1c	13	88765.1363E	1	7	930.4.021.1A	5a	2	94247.0014	5a	5
88713.2011	1a	7	88765.1126G	1c	17	88765.1369A	1c	24	930.4.022.1A	10	20	98112.0002	1	4
88713.2036	1	8	88765.1126H	1c	16	88765.1369B	1c	24	930.4.023.1A	3	14			
88713.2060	1a	11	88765.1126L	1c	19	88765.1369C	1c	24	930.4.034.1A	5	6			
88713.2066	1a	17	88765.1126M	1c	18	88765.1369D	1c	24	930.4.035.1A	4	16			
88713.2068	1a	1	88765.1126N	1c	7	88765.1369E	1c	24	930.4.039.1A	26	31			
88713.2069	1a	2	88765.1126P	1c	10	88765.1371	1c	25	930.4.049.1A	3	30			
88713.2096	1	1	88765.1126Q	1c	5	88765.1372	1c	26	930.4.052.1A	26	2			
88713.2102	1a	4	88765.1126R	1c	3	88765.1373	1c	27	930.5.005.1A	11	26			
88713.2103	1	17	88765.1126S	1c	22	88765.1374	1c	28	930.5.006.2B	11	28			
88713.2133	1	12	88765.1126T	1c	23	893.1.003.1A	30	14	930.5.007.1A	15	17			
88713.2409	1b	15	88765.1126T	1d	16	893.1.005.1A	5	11	934.1.003.2A	29	12			
88765.0999	1	6	88765.1126U	1c	20	893.4.005.1A	25	27	934.1.004.1A	31	11			
88765.1000	1	5	88765.1126V	1c	8	893.4.006.1A	30	13	93783.1524	11	18			
88765.1005	1	5	88765.1126Z	1c	1	894.2.009.1A	9	19	93785.1830	10a	8			







***Spare parts catalogue 749S bip/mon U.S.A.***

***DUCATI*** 749





<b>DUCATI</b> MOTORHOLDING 	<b>749S</b>	<b>M.Y. '04</b>	<b>U.S.A.</b>
<i>Spare Sparts Department</i>	<i>P.N. 91512061A</i>	<i>Dicembre - December '03</i>	<i>Edizione - Edition 00</i>
<b>DUCATI</b> MOTORHOLDING 	<b>749S</b>	<b>M.Y. '04</b>	<b>U.S.A.</b>
<i>Spare Sparts Department</i>	<i>P.N. 91512061A</i>	<i>Dicembre - December '03</i>	<i>Edizione - Edition 00</i>
<b>DUCATI</b> MOTORHOLDING 	<b>749S</b>	<b>M.Y. '04</b>	<b>U.S.A.</b>
<i>Spare Sparts Department</i>	<i>P.N. 91512061A</i>	<i>Dicembre - December '03</i>	<i>Edizione - Edition 00</i>
<b>DUCATI</b> MOTORHOLDING 	<b>749S</b>	<b>M.Y. '04</b>	<b>U.S.A.</b>
<i>Spare Sparts Department</i>	<i>P.N. 91512061A</i>	<i>Dicembre - December '03</i>	<i>Edizione - Edition 00</i>

