





Spare parts catalogue **999R XEROX U.S.A**

DUCATI *SUPERBIKE*

DUCATI MOTOR HOLDING 	999R XEROX	M.Y. '06	U.S.A.
Spare Parts Department	P.N. 91512432A	Dicembre - December '06	Edizione - Edition 01

DUCATI MOTOR HOLDING 	999R XEROX	M.Y. '06	U.S.A.
Spare Parts Department	P.N. 91512432A	Dicembre - December '06	Edizione - Edition 01

DUCATI MOTOR HOLDING 	999R XEROX	M.Y. '06	U.S.A.
Spare Parts Department	P.N. 91512432A	Dicembre - December '06	Edizione - Edition 01

DUCATI MOTOR HOLDING 	999R XEROX	M.Y. '06	U.S.A.
Spare Parts Department	P.N. 91512432A	Dicembre - December '06	Edizione - Edition 01

GENERAL INFORMATION

The present spare parts order exactly the right spare parts

When ordering specify:

1) the part's code number followed by its description; quantity needed;

2) the motorcycle's serial number, stamped on the steering head.

Reference to right and left apply to the vehicle in terms of its direction of movement.

Spare parts drawings are general and do not represent the part.

The contents of this catalogue are general and can undergo changes without prior notice.

VALIDITY

f.m.	Until V.I.N.
d.m.	From V.I.N.
f.m.m.	Up to engine number
d.m.m.	From engine number

LIST

CAL	California
CND	Canada

*Ducati Motor Holding S.p.A.
Commercial and Administration Office:
Via A. Cavalieri Ducati n. 3
40132 Bologna, Italy
Telefono 051 6413111
Fax 051 406580
Internet www.ducati.com*

CATALOGUE No: 915.1.243.2A
ISSUED: 12 - 06

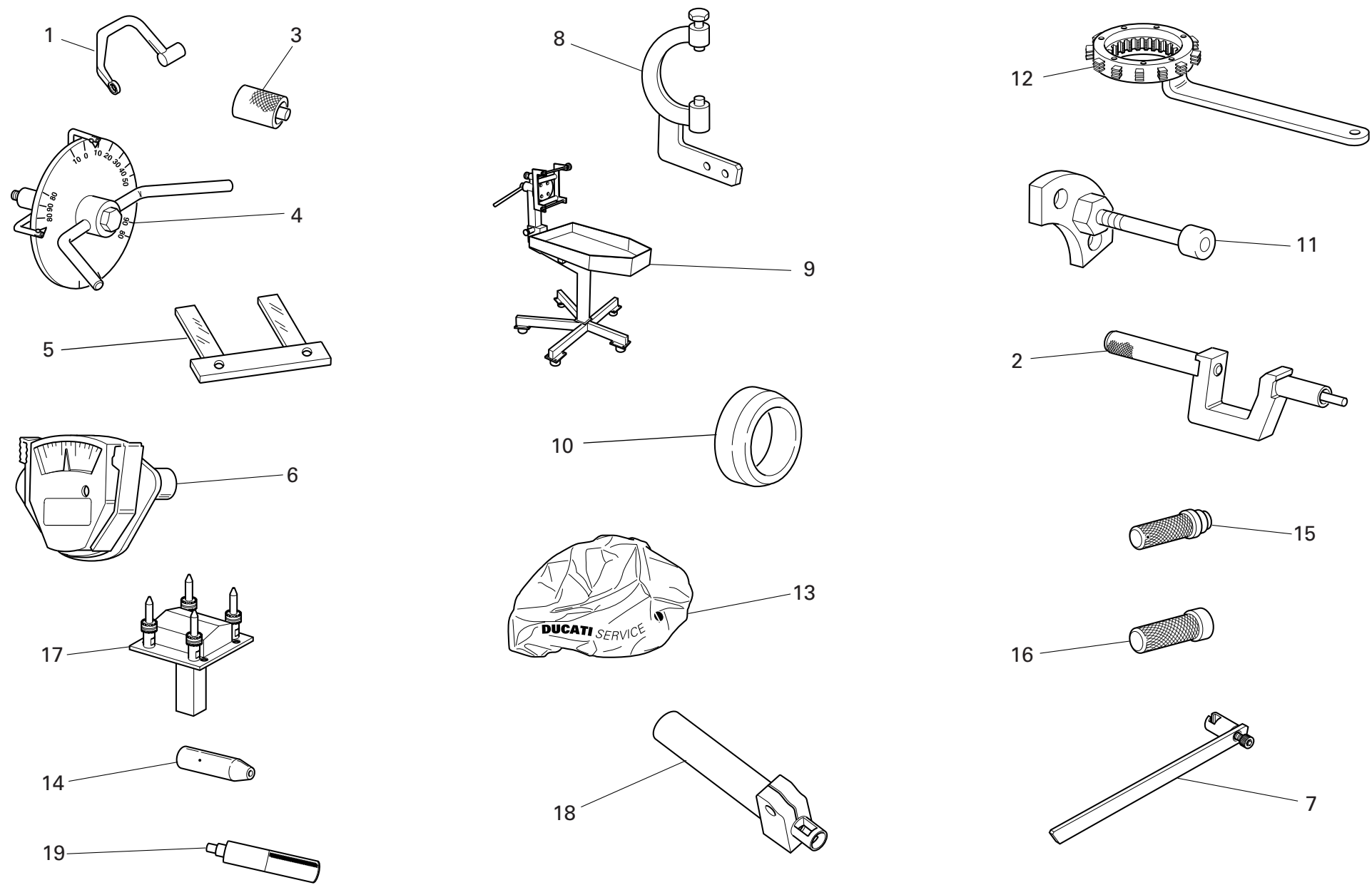
CATALOGUE No: 915.1.243.2A
ISSUED: 12 - 06


PAINTS

Paint	Code
"Rosso Anniversary DUCATI"	(PPG) F_473.101
"Trasparente"	(PPG) 228.880

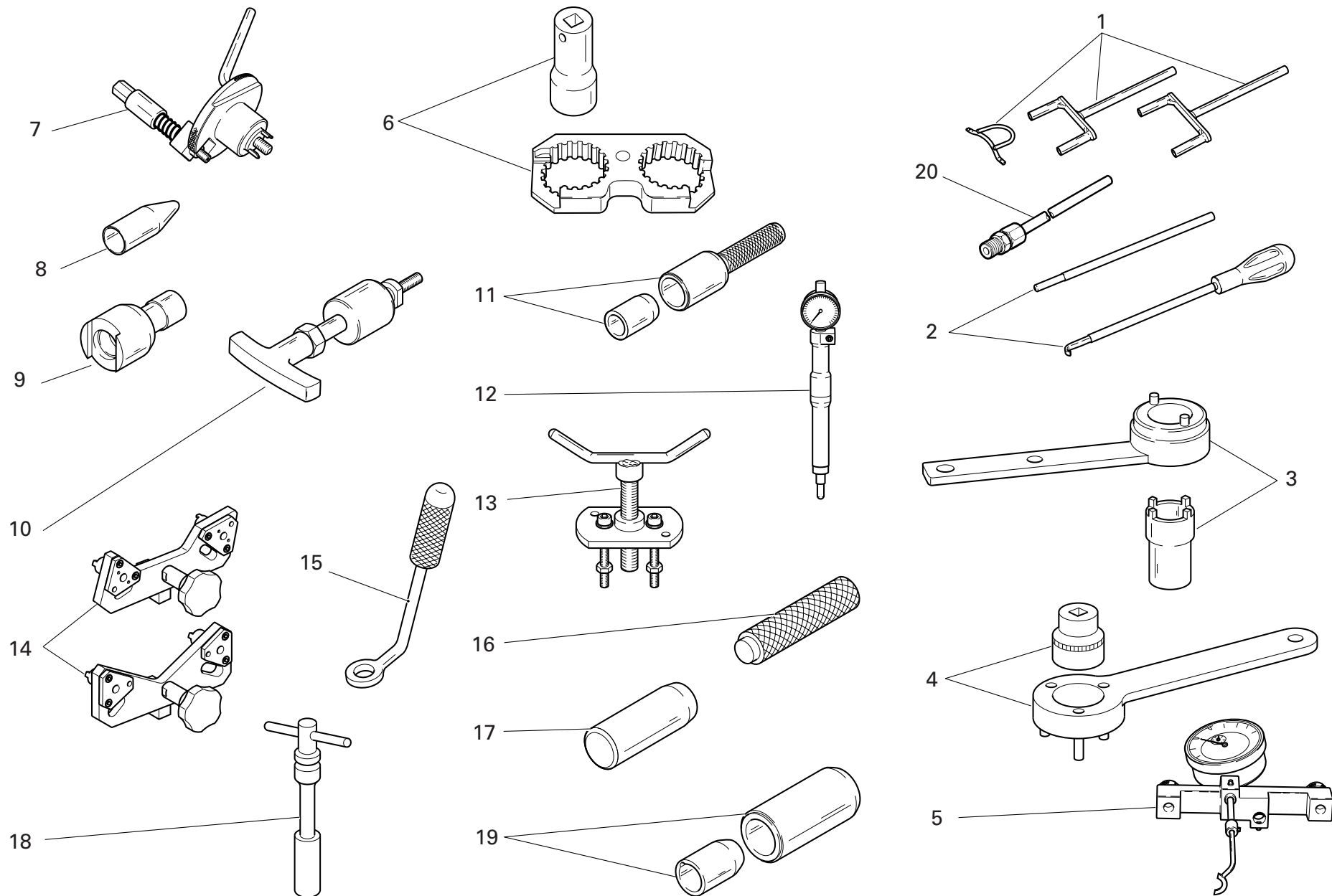


page	CONTENTS
4	001 WORKSHOP SPECIAL TOOLS
6	001a WORKSHOP SPECIAL TOOLS
8	001b WORKSHOP SPECIAL TOOLS
10	001c DIAGNOSIS TESTER DDS
12	001d WORKSHOP SPECIAL TOOLS
14	002 GEARCHANGE
16	003 GEAR-BOX
18	004 CLUTCH
20	005 CLUTCH COVER
22	005a CLUTCH COVER
24	006 CRANKSHAFT
26	007 CYLINDERS - PISTONS
28	008 TIMING
30	009 FILTERS AND OIL PUMP
32	010 HALF CRANKCASES
34	010a HALF CRANKCASES
36	011 WATER PUMP - ALTERNATOR COVER
38	011a WATER PUMP - ALTERNATOR COVER
40	012 ELECTRIC STARTER AND IGNITION
42	013 HEAD : TIMING
44	014 COLLECTORS AND HEAD COVERS
46	014a HEAD COVERS
48	015 HEAD
50	016 OIL COOLER
52	017 THROTTLE BODY
54	018 BATTERY BOX MOUNT
56	018a INJECTION SYSTEM
58	019 EXHAUST SYSTEM
60	020 FRONT HEAD-LIGHT AND INSTRUMENT PANEL
62	020a FRONT WIRING
64	021 HALF-HANDLEBARS - SHOCK-ADSORBER
66	021a FRONT FORK
68	022 FRAME
70	022a STAND
72	023 CLUTCH CONTROL
74	024 FRONT HYDRAULIC BRAKE
76	025 REAR HYDRAULIC BRAKE
78	026 FRONT AND REAR WHEELS
80	027 REAR FRAME
82	027a NUMBER PLATE HOLDER
84	028 REAR SUSPENSION
86	028a REAR FORK
88	029 AIR INDUCTION - OIL VENT
90	030 WATER RADIATOR ASSY
92	031 COOLING CIRCUIT
94	032 FUEL TANK
96	032a FUEL SYSTEM
98	033 SEAT
100	034 HEADLIGHT FAIRING
102	034a FAIRING
104	034b KIT STICKER
106	035 FUEL INFEED
108	036 MARKING PLATES
110	037 ACCESSORY




NOTES NO.	CODE NO.	DESCRIPTION	VALIDITY	Q.TY 
1	88713.2676	Head nuts holder wrench		1
2	88713.1429	Tool to drive valve seal ring ø7		1
3	88765.1298	Spacer for checking lower valve shim		1
4	88713.0123	Degree wheel holder tool for ignition advance check		1
4	98112.0002	Degree wheel		1
5	88765.1000	Fork feeler gauge 0.1 mm		1
5	88765.1005	Fork feeler gauge 0,2 mm		1
5	88765.1006	Fork feeler gauge 0.3 mm		1
6	88765.0999	Timing belt control gauge		1
7	041.1.191.1A	Tool to fit valve collets		1
8	88713.2036	Flywheel Wrench		1
9	88713.1832	Bench for engine repair		1
10	88700.5665	Sleeve for installing clutch bell gear		1
11	88713.1091	Plate for positioning gear engagement fork		1
12	88713.2133	Wrench to hold cluch housing drum steady		1
13	88713.1886	Engine canvas		1
14	88700.5749	Crankcases assembling cap		1
15	88713.0869	Tool for assembling water pump front seal		1
16	88713.0870	Tool for assembling water pump front seal		1
17	88713.2346	Head mounting base		1
18	041.1.055.1A	Tool to fit valve collets		1
19	88713.2669	Roller cage fitting tool on primary shaft		1

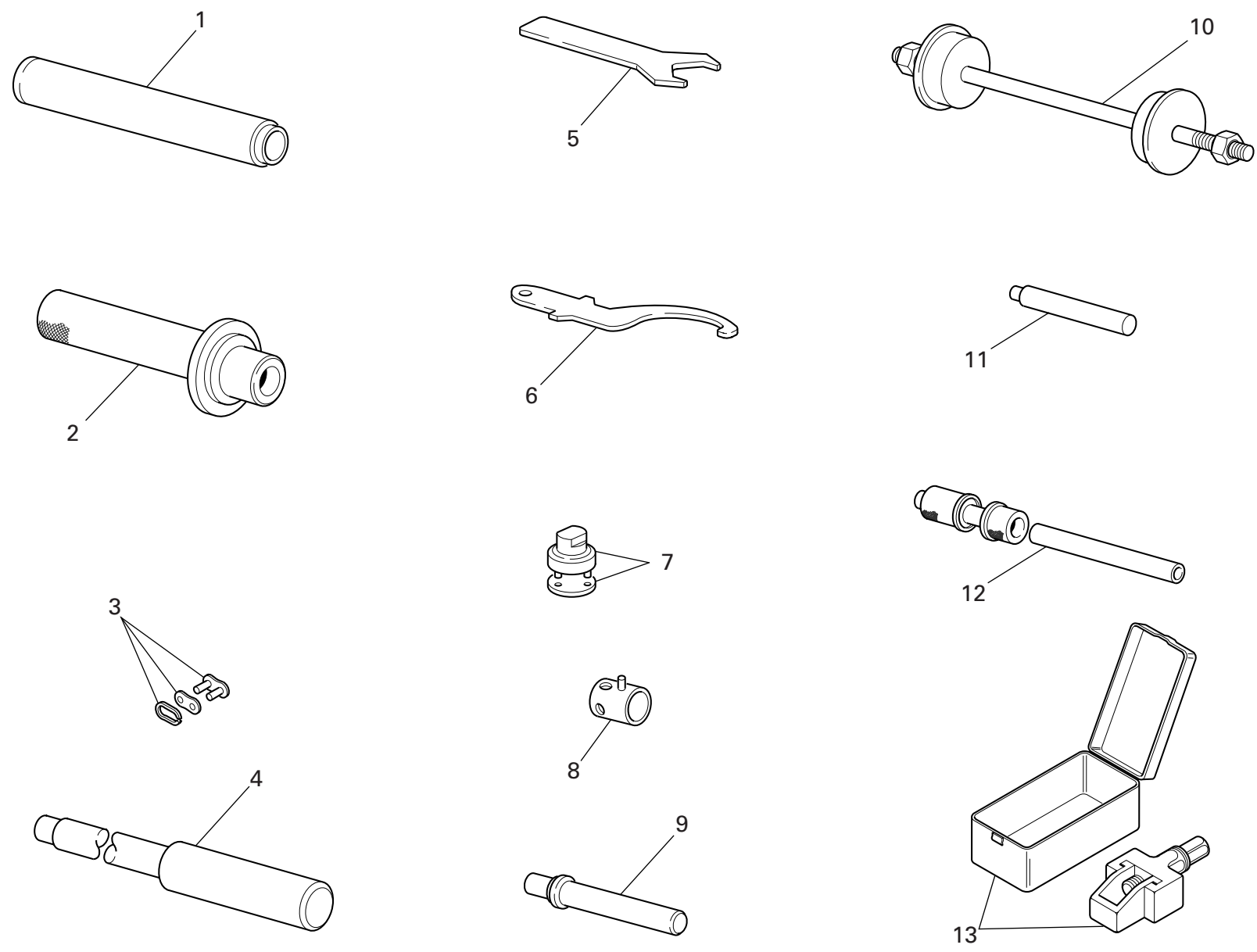
NOTES NO.	CODE NO.	DESCRIPTION	VALIDITY	Q.TY 
-----------	----------	-------------	----------	--




DRAWING 001a WORKSHOP SPECIAL TOOLS

NOTES NO.	CODE NO.	DESCRIPTION	VALIDITY	Q.TY 
1	88713.2068	Closing rocker pre-load kit		1
2	88713.2069	Rocker spring pre-load compound kit		1
3	88713.1805	Driving roller tightening tool		1
4	88713.2102	Primary drive gear tightening tool		1
5	88765.1181	Valve lift gauge		1
6	88713.1806	Reaction tool for belt roller tightening		1
7	88713.2011	Tool to hold crankshaft in TDC position		1
8	88713.1920	Tool to fit O-rings onto stud bolts		1
9	88713.1821	Wrench to tighten tensioning bolts		1
10	88713.1994	Rocker shaft extractor		1
11	88713.2060	Seal ring driving tool		1
12	88765.1188	T.D.C. control gauge		1
13	88713.1749	Drive roller puller		1
14	88713.1791	Belt roller timing tool		1
15	88713.1904	Half-rings mounting punch tool		1
16	88713.1980	Drift to drive retainers onto shafts		1
17	88713.2066	Tool to fit cam blanking caps		1
18	88713.1914	Spark plug tool		1
19	88713.1906	Tool to fit seals on camshafts		1
20	88713.1010	Union for exhaust gas suction		1

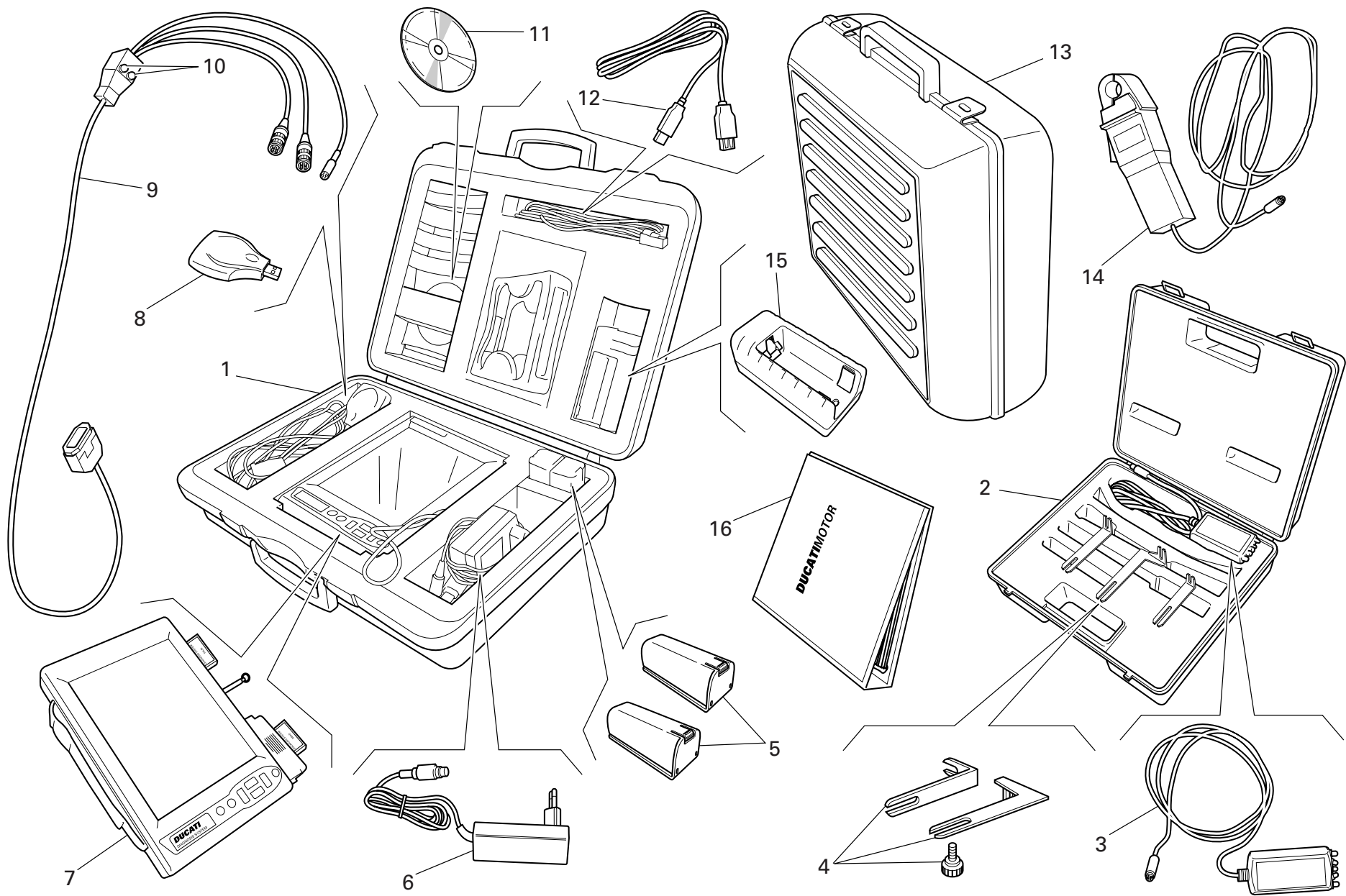
NOTES NO.	CODE NO.	DESCRIPTION	VALIDITY	Q.TY 
-----------	----------	-------------	----------	--




DRAWING 001b WORKSHOP SPECIAL TOOLS

NOTES NO.	CODE NO.	DESCRIPTION	VALIDITY	Q.TY 
1	88713.1072	Stopper for driving the half bearing of the steering head base		1
2	88713.1068	Stopper for assembling the rear fork roller bearings		1
3	677.4.003.1A	Coupling		1
4	88713.1074	Stopper for disassembling the swingarm pivot		1
5	88713.1077	Wrench for seat lock nut		1
6	88713.1037	Wrench for adjusting the steering head		1
7	88713.1058	Wrench for assembling the steering head cap		1
8	8000.70139	Wrench for front wheel spindle		1
9	88713.1071	Stopper for assembling the rocker needle bearings		1
10	88713.1062	Tool for assembling the steering head bearings		1
11	88713.1057	Stopper for inserting the steering damper bearing		1
12	88713.2409	Tool for assembling the swingarm ball bearings		1
13	88713.1344	Tool for assembling chain		1

NOTES NO.	CODE NO.	DESCRIPTION	VALIDITY	Q.TY 
-----------	----------	-------------	----------	--

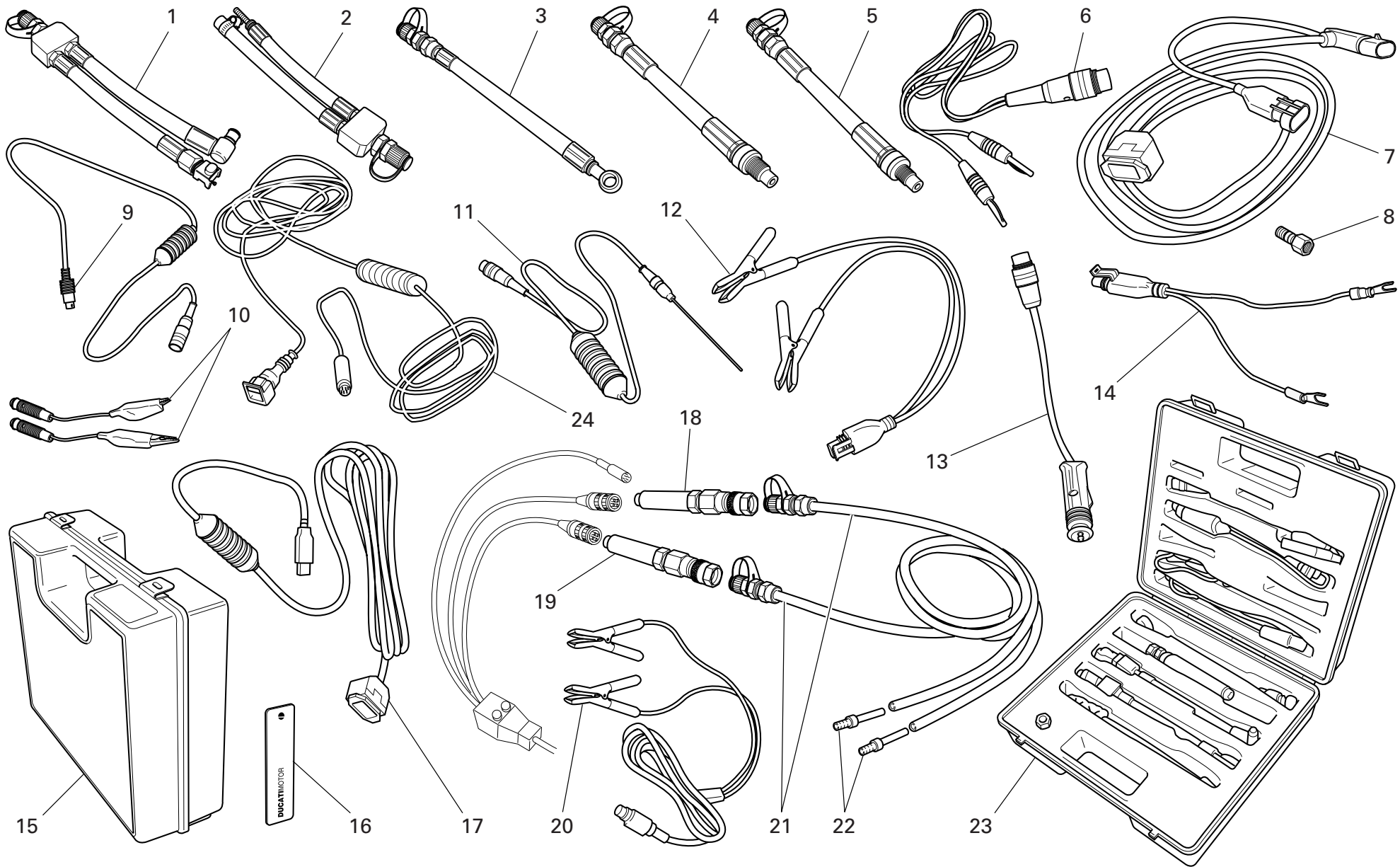


DRAWING 001c DIAGNOSIS TESTER DDS

NOTES NO.	CODE NO.	DESCRIPTION	VALIDITY	Q.TY 
1	97900.0215	DDS (Ducati Diagnosis System) + manifold vacuum meter. kit		1
2	97900.0002	Belt tensioning kit		1
3	88765.1371	Sensor		1
4	88765.1374	Bracket		1
5	97900.0216	Battery		2
6	97900.0224	Feeder		1
7	97900.0211	Bare DDS		1
8	97900.0225	(USB) Memory card reader		1
9	97900.0222	Main cable 1060838		1
10	97900.0219	Fuse		2
11	97900.0223	Software DDS CD		1
12	97900.0226	(USB) Cable extension		1
13	97900.0229	Black case with sponge rubber		1
14	88765.1126V	Amperometer plier		1
15	97900.0217	Battery charger		1
16	97900.0232	DDS manual		1

NOTES NO.	CODE NO.	DESCRIPTION	VALIDITY	Q.TY 
-----------	----------	-------------	----------	--

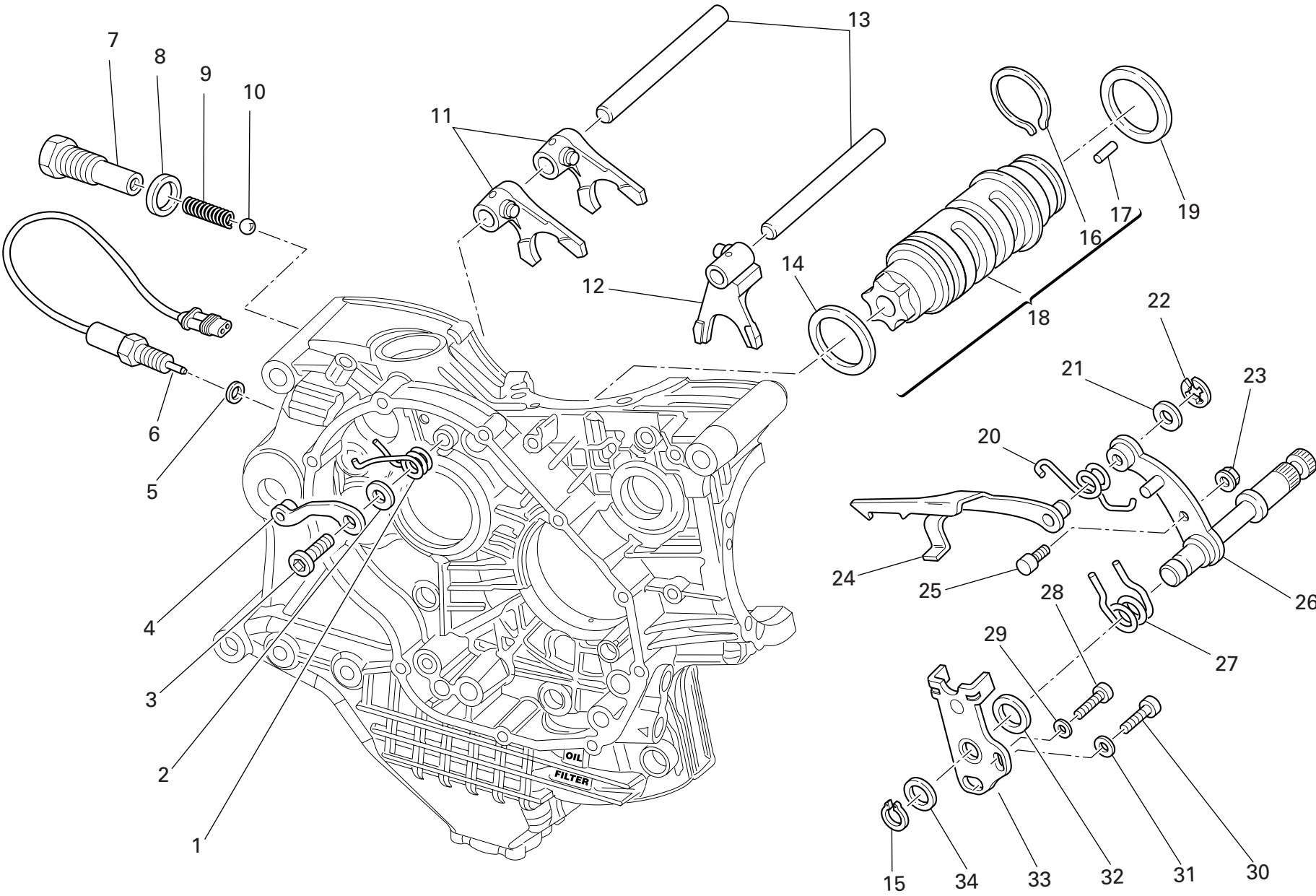
DRAWING 001d WORKSHOP SPECIAL TOOLS



DRAWING 001d WORKSHOP SPECIAL TOOLS

NOTES NO.	CODE NO.	DESCRIPTION	VALIDITY	Q.TY 
1	590.1.189.1A	Fuel pressure line HS.		1
2	590.1.190.1A	Fuel pressure line ST/SS/M.		1
3	875.1.065.1A	Oil pressure line		1
4	552.1.037.1A	Fitting - cylinder compression M12		1
5	552.1.038.1A	Fitting - cylinder compression M10		1
6	514.1.037.1A	Cable Volt PF DUC 21		1
7	97900.0227	Main cable D607		1
8	814.1.114.1A	Oil pressure fitting		1
9	514.1.032.1A	Cable for supplementary tests		1
10	514.1.035.1A	Red clamp cable		1
10	514.1.036.1A	Black clamp cable		1
11	552.1.040.1A	Temperature probe		1
12	97900.0228	Battery connection adapter		1
13	514.1.033.1A	Electric lighter connection adapter (ST)		1
14	514.1.038.1A	Battery connection adapter		1
15	698.1.033.1A	Red case with sponge rubber		1
16	88765.1126T	DUCATI sticker RH/LH side		2
17	97900.0231	(USB) Adaptor		1
18	97900.0218	Depressure sensor		1
19	552.1.039.1A	Pressure sensor		1
20	97900.0230	Feeder		1
21	97900.0220	Depressure/pressure line		2
22	97900.0221	Union		4
23	97900.0003	Pressure kit		1
24	88765.1126C	Cable for potentiometer adjustment		1


NOTES NO.	CODE NO.	DESCRIPTION	VALIDITY	Q.TY 
-----------	----------	-------------	----------	--



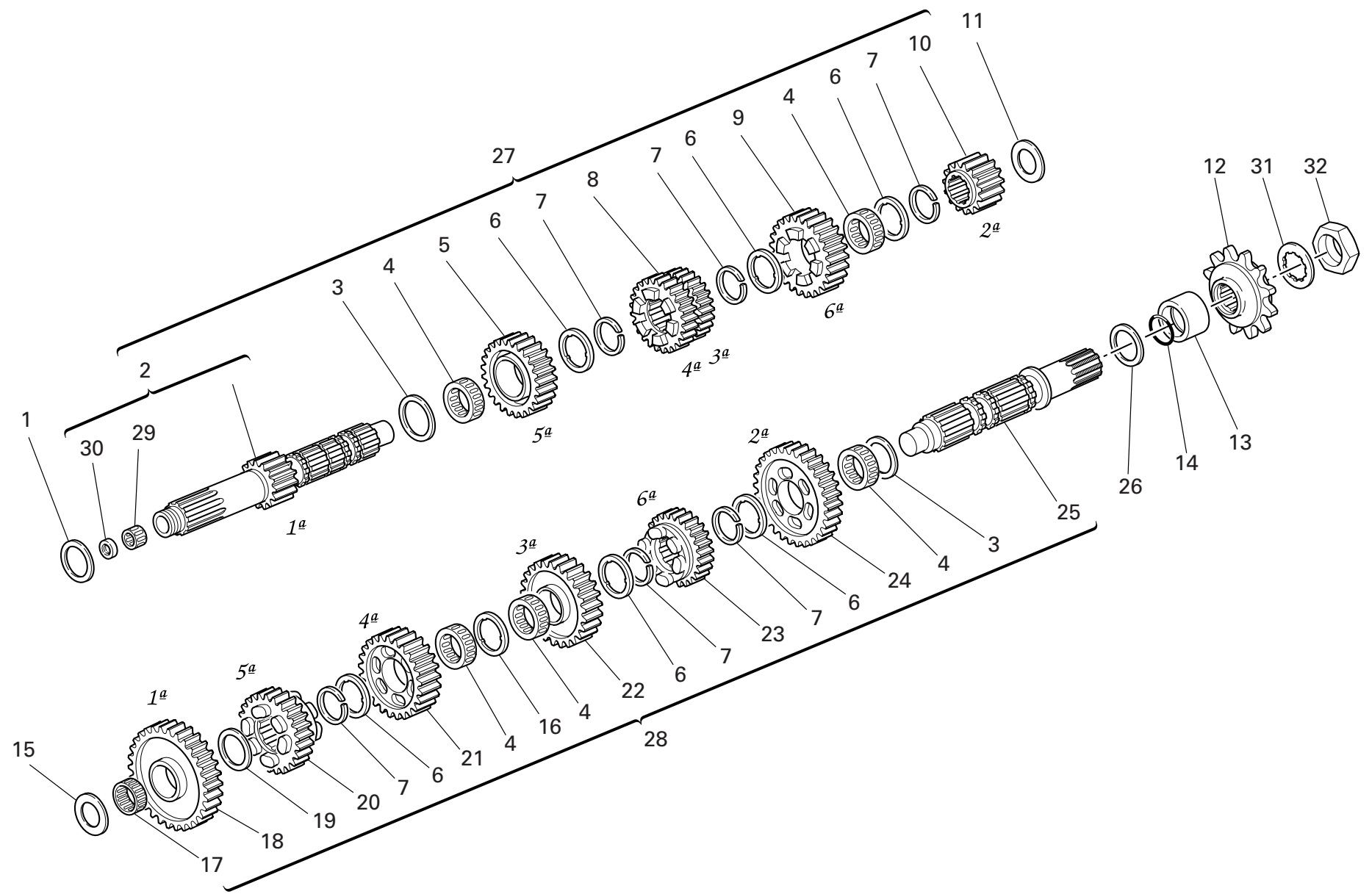
DRAWING 002 GEARCHANGE

NOTES NO.	CODE NO.	DESCRIPTION	VALIDITY	Q.TY 
1	799.1.049.1A	Return spring		1
2	852.1.053.2A	Washer		1
3	779.1.039.1A	Special screw		1
4	455.2.003.1A	Gear stopper assembly		1
5	852.5.024.1A	Gasket th.1		1
6	539.1.021.1A	Switch		1
7	779.1.203.3A	Special screw		1
8	0272.91.090	Gasket		1
9	0660.13.143	Gear selector spring		1
10	76835.1134	Ball		1
11	180.1.001.1A	1st,4th-2nd,3rd gear selector fork		2
12	180.1.002.1A	5th,6th gear selector fork		1
13	0660.13.070	Fork pin		2
14	852.1.005.1A	Shim th. 1		1
15	73500.1542	Circlip		1
16	882.1.006.1A	Needle retaining ring (square cross-section)		1
17	821.1.070.1A	Pin		6
18	182.2.018.1A	Complete gearbox drum		1
19	0660.13.060	Shim th. 1		1
19	852.1.094.1A	Shim th. 0.9		1
20	799.1.025.1A	Fork return spring		1
21	0400.09.050	Shim th. 0.5		1
21	0765.92.205	Shim th. 0.2		2
22	884.5.034.1A	Ring		1
23	748.1.040.1A	Nut		1
24	180.1.008.1A	Gearbox drum control fork		1
25	0660.13.165	Gearchange lever pin		1


CATALOGUE No: 915.1.243.2A
ISSUED: 12 - 06

NOTES NO.	CODE NO.	DESCRIPTION	VALIDITY	Q.TY 
26	821.1.001.1A	Pin with gearchange lever		1
27	0799.13.110	Gearchange lever return spring		1
28	771.5.067.8B	Screw		1
29	852.1.172.1A	Washer		1
30	771.5.123.8B	Screw		1
31	852.1.174.1A	Washer		1
32	881.1.012.1A	Centering ring		1
33	826.1.009.1A	Stopper plate		1
34	0400.29.125	Shim th. 0.2		2
34	0400.29.126	Shim th. 0.5		1


CATALOGUE No: 915.1.243.2A
ISSUED: 12 - 06



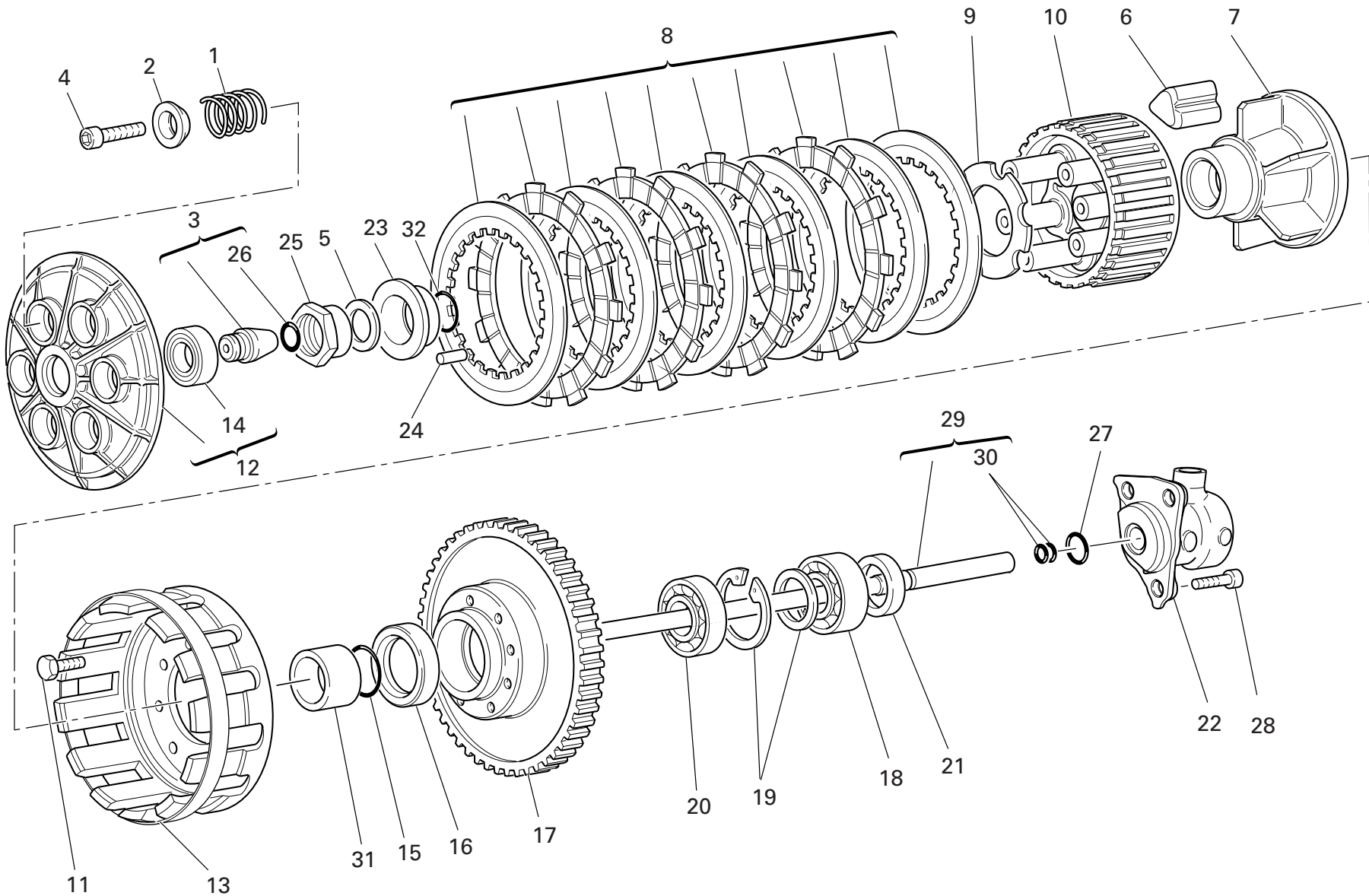
DRAWING 003 GEAR-BOX

NOTES NO.	CODE NO.	DESCRIPTION	VALIDITY	Q.TY 
1	0251.47.054	Shim th. 1.2		1
2	150.2.006.1B	Gearbox main shaft		1
3	0670.16.150	Shim th. 0.5		2
4	701.4.005.1A	Needle bearing		5
5	172.1.004.2C	Driving gear 5th sp.		1
6	856.1.001.1A	Grooved washer th. 0.5		6
7	0670.16.145	Snap ring		6
8	172.1.003.2C	Driving gear 3rd/4th sp.		1
9	172.1.005.2C	Driving gear 6th sp.		1
10	172.1.002.1B	Driving gear 2nd sp.		1
11	713.1.014.1E	Shim th. 1.6		1
12	449.1.045.1A	Front sprocket w/rubber protection Z=15		1
13	713.1.157.1A	Spacer		1
14	930.4.023.1A	O-ring		1
15	713.1.266.1A	Spacer th. 3,15		1
16	856.1.031.1A	Grooved washer th. 0.5		1
17	76402.0002	Needle bearing		1
18	172.1.006.1B	Driven gear 1st sp.		1
19	0670.16.155	Shim th. 1		1
20	172.1.010.2C	Driven gear 5th sp.		1
21	172.1.009.2C	Driven gear 4th sp.		1
22	172.1.008.1C	Driven gear 3rd sp.		1
23	172.1.011.2C	Driven gear 6th sp.		1
24	172.1.007.1B	Driven gear 2nd sp.		1
25	149.1.032.3A	Gearbox lay shaft		1
26	0670.16.170	Shim th. 0.8		1
27	150.2.047.1B	Complete main shaft		1

CATALOGUE No: 915.1.243.2A
ISSUED: 12 - 06

NOTES NO.	CODE NO.	DESCRIPTION	VALIDITY	Q.TY 
28	150.2.053.2B	Complete lay shaft		1
29	702.5.044.1A	Needle bearing		1
30	930.4.049.1A	Seal ring		1
31	851.1.004.1A	Lock washer		1
32	750.1.007.1A	Nut		1


CATALOGUE No: 915.1.243.2A
ISSUED: 12 - 06



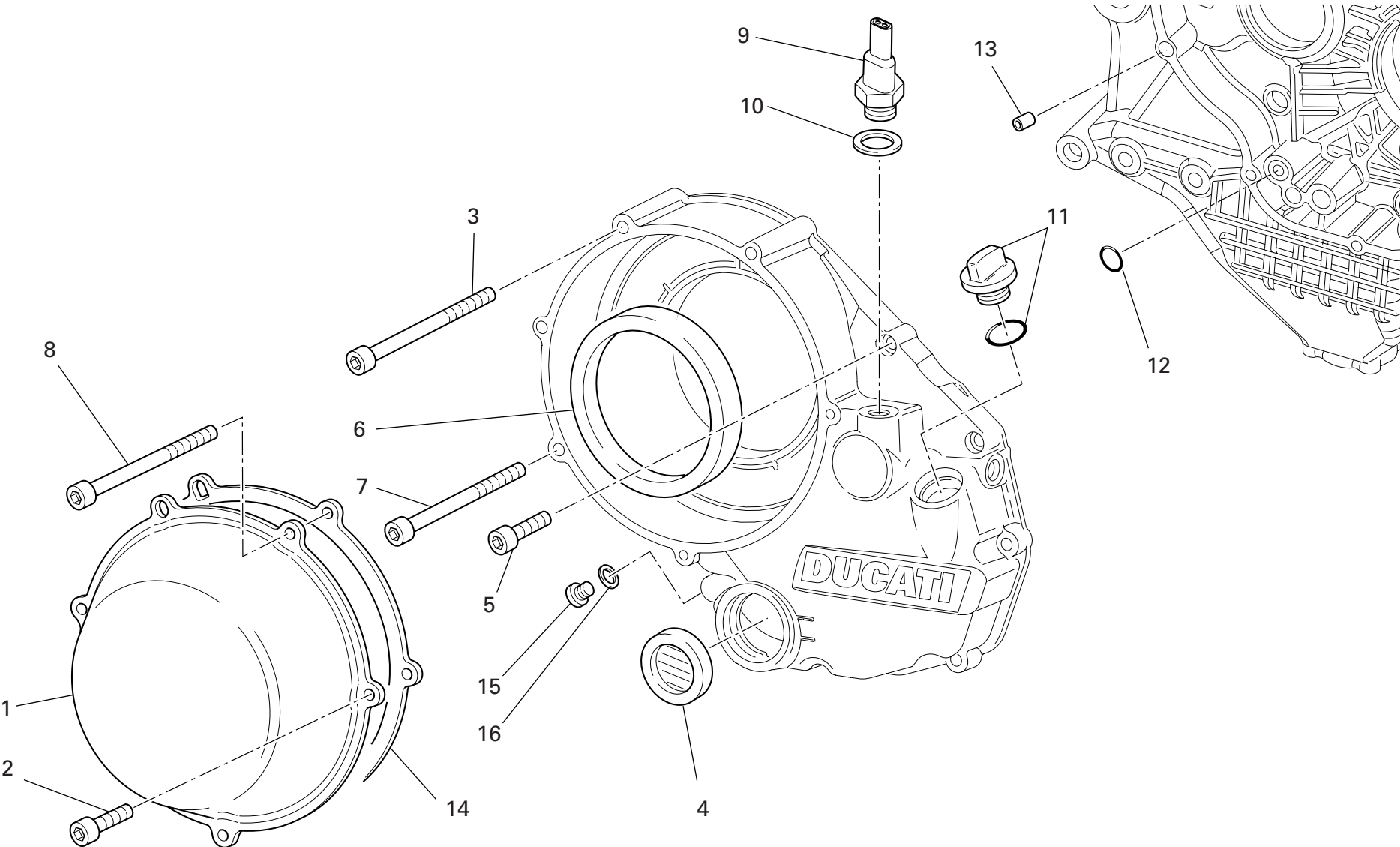
DRAWING 004 CLUTCH

NOTES NO.	CODE NO.	DESCRIPTION	VALIDITY	Q.TY 
1	0659.16.555	Clutch spring		6
2	841.1.002.2A	Retainer		6
3	818.2.009.1A	Clutch control pin		1
4	771.5.043.8B	Screw		6
5	851.4.001.1A	Lock washer		1
6	764.1.003.1B	Rubber pad		12
7	162.1.001.1B	Plate holder hub		1
8	190.2.011.1A	Clutch plates set		1
9	851.1.001.1B	Lock washer		1
10	196.1.001.2B	Clutch drum		1
11	70610.8120	Screw		8
12	194.2.015.1A	Pressure plate		1
13	198.1.029.1A	Clutch housing		1
14	702.5.016.1A	Bearing		1
15	463.2.053.7A	O-ring		1
16	930.4.035.1A	Seal ring		1
17	170.2.032.1A	Clutch/crankshaft gears pair		1
18	75113.2566	Bearing		1
19	881.2.001.1A	Circlip - spacer		1
20	702.4.017.1A	Bearing		1
21	0660.16.145	Spacer		1
22	195.4.003.1A	Piston assembly		1
23	710.1.002.1A	Bush		1
24	74224.0570	Pin		1
25	750.1.002.1B	Nut		1
26	886.4.118.1A	O-ring		1
27	886.4.043.1A	O-ring		1


CATALOGUE No: 915.1.243.2A
ISSUED: 12 - 06

NOTES NO.	CODE NO.	DESCRIPTION	VALIDITY	Q.TY 
28	771.5.065.2BB	Screw		3
29	117.2.006.1A	Clutch control rod		1
30	93823.2018	O-ring		2
31	713.1.012.1B	Spacer		1
32	93823.0128	O-ring		1

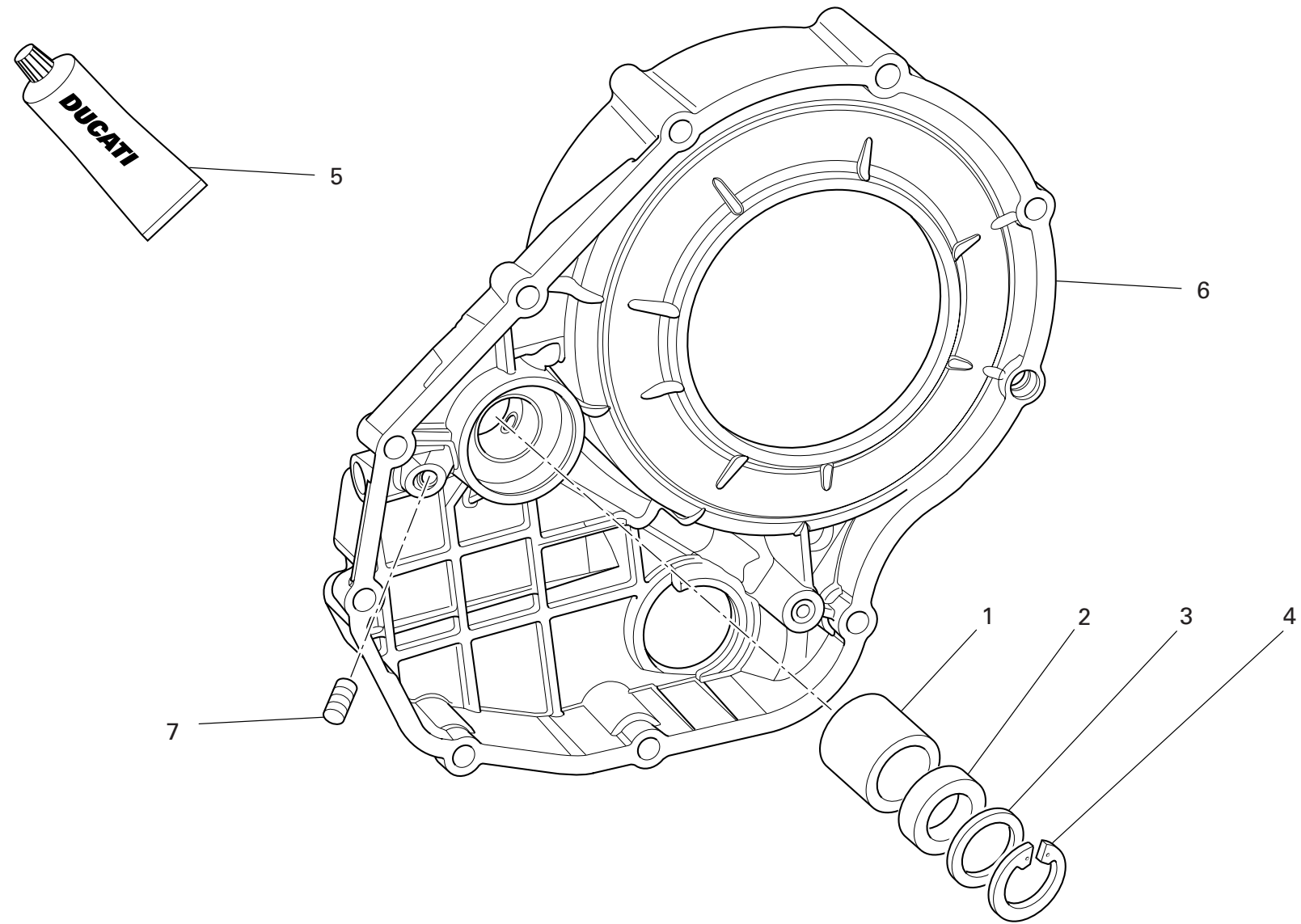
CATALOGUE No: 915.1.243.2A
ISSUED: 12 - 06




DRAWING 005 CLUTCH COVER

NOTES NO.	CODE NO.	DESCRIPTION	VALIDITY	Q.TY 
1	243.1.025.1AD	Clutch protection cover		1
2	771.1.026.1A	Screw		2
3	771.5.078.8B	Screw		1
4	254.4.001.2A	Oil level sight glass		1
5	771.5.069.8B	Screw		6
6	930.4.034.1A	Ring		1
7	771.5.079.8B	Screw		1
8	771.1.027.1A	Screw		2
9	539.4.030.1A	Switch		1
10	852.1.195.1A	Gasket th.2		1
11	893.2.013.1A	Complete cap		1
12	93827.0114	O-ring		1
13	711.1.160.1A	Locating bush		1
14	788.1.052.1A	Clutch cover gasket		1
15	780.5.001.1A	Cap		1
16	852.5.024.1A	Gasket th.1		1

NOTES NO.	CODE NO.	DESCRIPTION	VALIDITY	Q.TY 
-----------	----------	-------------	----------	--



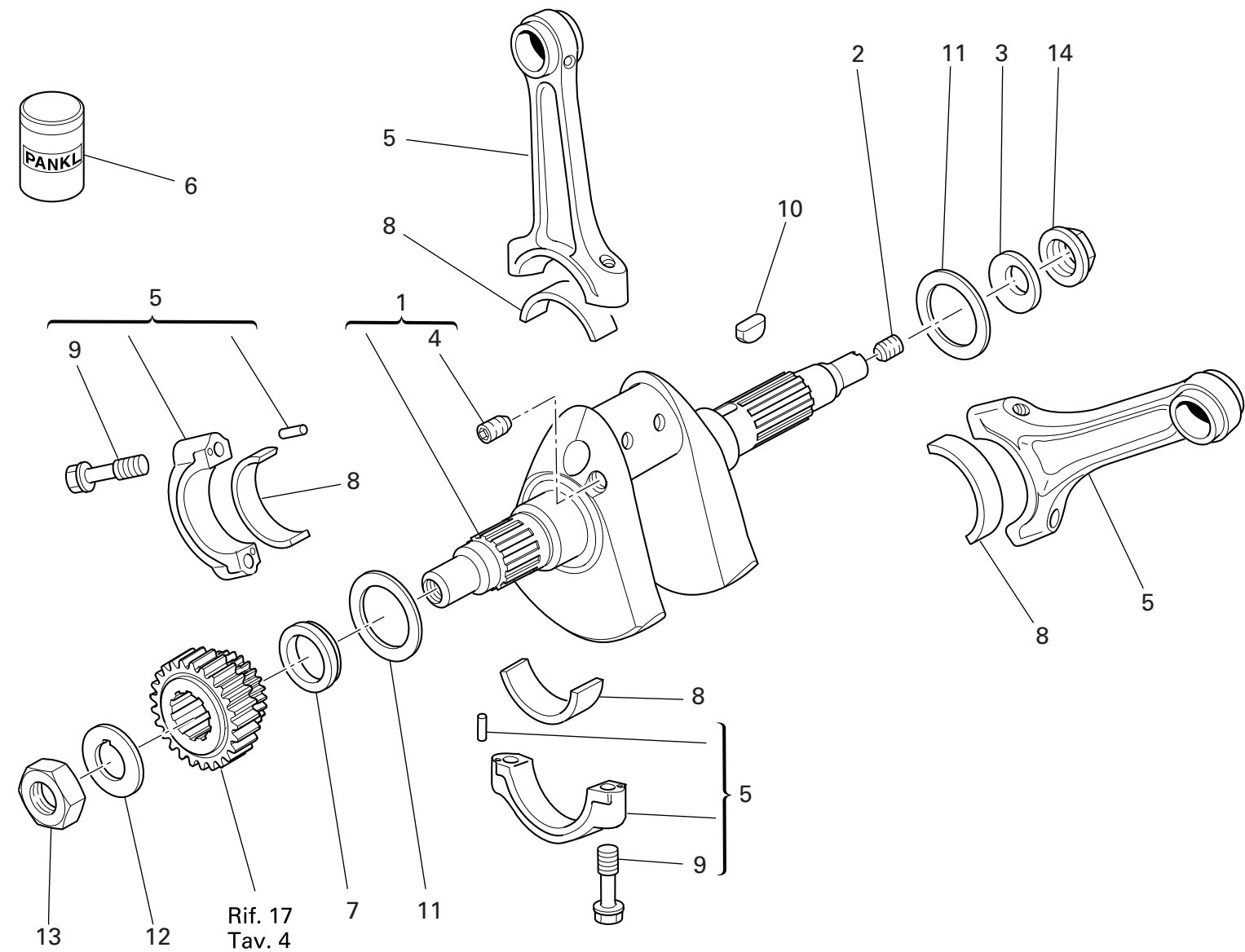
DRAWING 005a CLUTCH COVER

NOTES NO.	CODE NO.	DESCRIPTION	VALIDITY	Q.TY 
1	0665.49.680	Bush		1
2	930.4.021.1A	Seal ring		1
3	852.1.135.1A	Shim th. 1		1
4	884.5.013.1A	Circlip		1
5	94247.0014	Fluid sealant		1
6	243.2.038.3A	Cover clutch side		1
7	417.6.011.3A	Threaded dowel		1

NOTES NO.	CODE NO.	DESCRIPTION	VALIDITY	Q.TY 
-----------	----------	-------------	----------	--

DRAWING 006

CRANKSHAFT



DRAWING 006 CRANKSHAFT

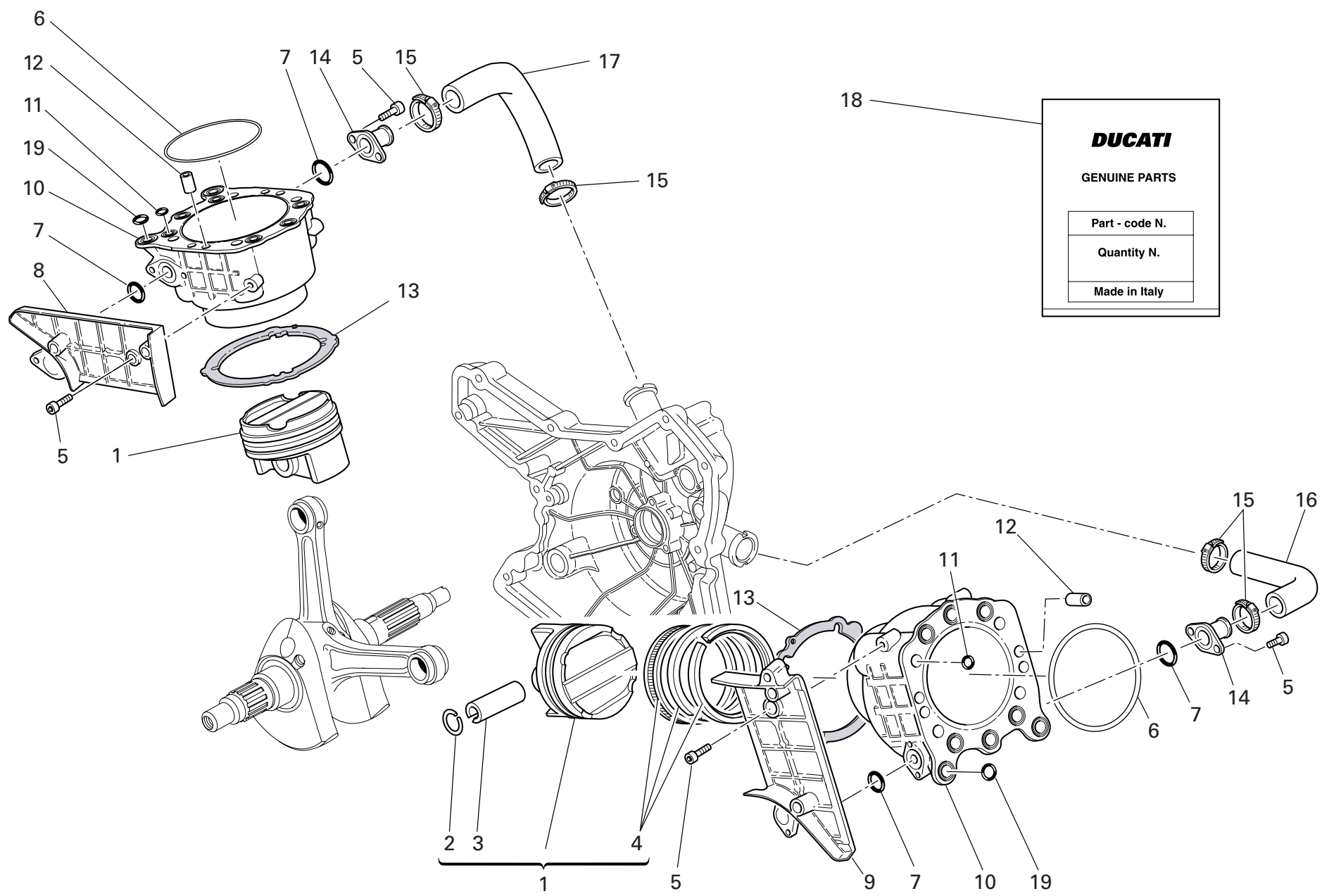
NOTES NO.	CODE NO.	DESCRIPTION	VALIDITY	Q.TY
1	146.2.119.1A	Crankshaft		1
2	779.1.109.1A	Special screw		1
3	799.1.051.2A	Spring washer		1
4	72121.2106	Threaded dowel		1
5	156.2.019.1A	Complete connecting rod		2
6	94460.1829	Grease		1
7	710.1.061.1A	Spacer		1
8	112.1.012.1AA	Half-bearing (RED)		2
8	112.1.012.1AB	Half-bearing (BLUE)		2
9	779.1.114.1A	Special screw		4
10	0755.29.025	Woodruff key		1
11	852.1.104.1A	Shim th. 1.9		2
11	852.1.104.1B	Shim th. 1.95		2
11	852.1.104.1C	Shim th. 2		2
11	852.1.104.1D	Shim th. 2,05		2
11	852.1.104.1E	Shim th. 2,1		2
11	852.1.104.1F	Shim th. 2,15		2
11	852.1.104.1G	Shim th. 2.2		2
11	852.1.104.1H	Shim th. 2.25		2
11	852.1.104.1I	Shim th. 2.3		2
11	852.1.104.1J	Shim th. 2.35		2
11	852.1.104.1K	Shim th. 2,4		2
11	852.1.104.1L	Shim th. 2,45		2
11	852.1.104.1M	Shim th. 2.5		2
11	852.1.104.1N	Shim th. 2.55		2
12	851.1.010.1A	Lock washer		1
13	750.1.057.1A	Nut		1

CATALOGUE No: 915.1.243.2A
ISSUED: 12 - 06

NOTES NO.	CODE NO.	DESCRIPTION	VALIDITY	Q.TY
14	750.1.012.2A	Nut		1


CATALOGUE No: 915.1.243.2A
ISSUED: 12 - 06

DRAWING 007 CYLINDERS - PISTONS

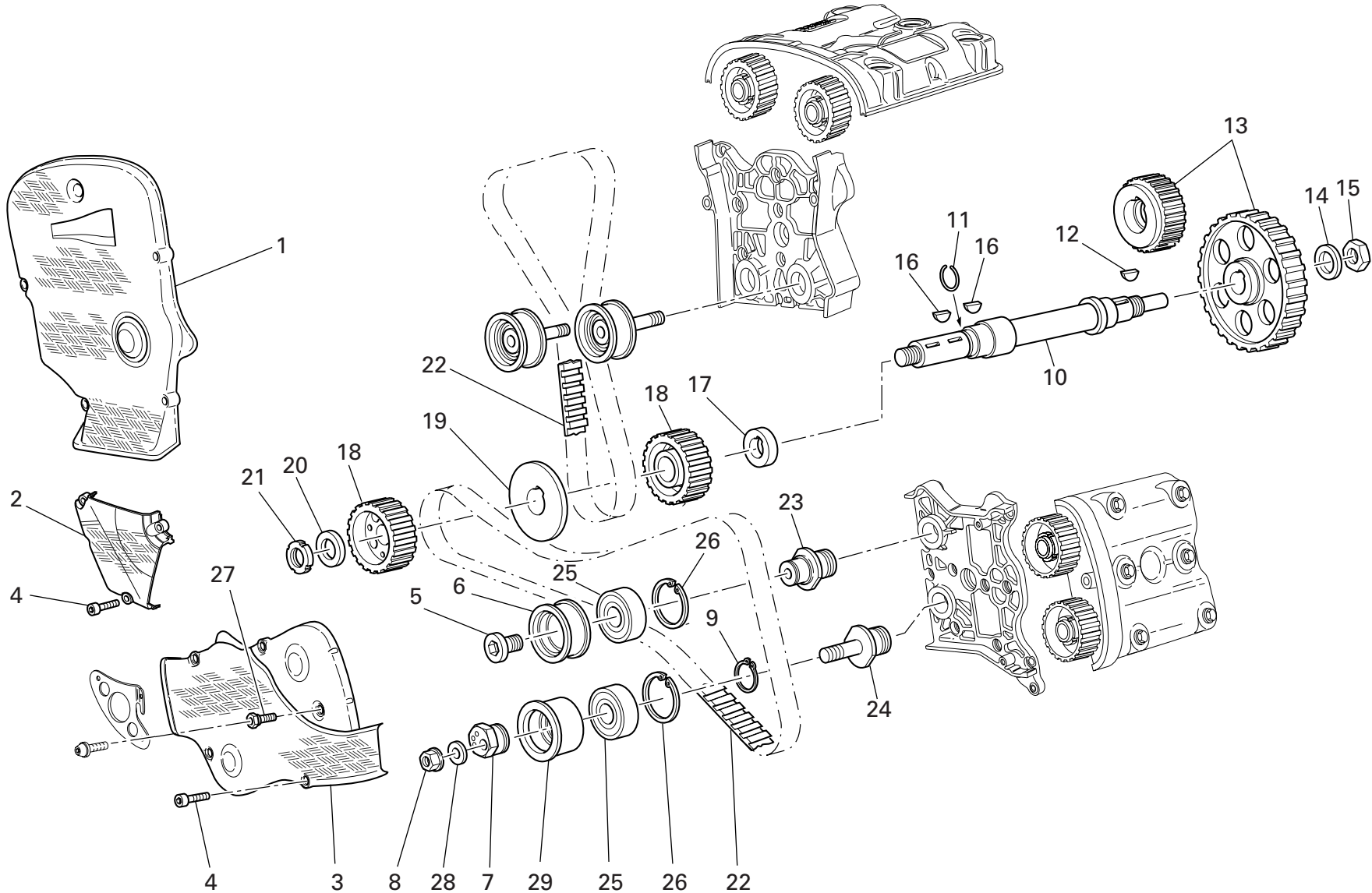


DRAWING 007

CYLINDERS - PISTONS

NOTES NO.	CODE NO.	DESCRIPTION	VALIDITY	Q.TY 
1	122.2.136.1A	Complete piston ø104		2
2	121.1.079.1A	Piston pin circlip		4
3	121.1.078.1B	Piston pin		2
4	121.2.034.2A	Piston rings set		2
5	771.5.065.8B	Screw		10
6	930.4.030.1A	Gasket		2
7	886.5.011.1A	O-Ring		4
8	247.1.120.1A	Cover		1
9	247.1.155.2A	Cover		1
10	120.2.113.1A	Cylinder-piston fit		2
11	93823.2050	O-ring		12
12	711.1.092.2A	Bush		4
13	786.1.088.1A	Cylinder-crankcase gasket th. 0.4		2
14	814.1.081.1A	Water inlet union to cylinders		2
15	741.4.002.1A	Hose guide		4
16	800.1.123.1A	Horizontal cylinder water inlet hose		1
17	800.1.122.1A	Vertical cylinder water inlet hose		1
18	791.2.040.1A	Gaskets set		1
19	886.4.112.1A	O-ring		4


NOTES NO.	CODE NO.	DESCRIPTION	VALIDITY	Q.TY 
-----------	----------	-------------	----------	--



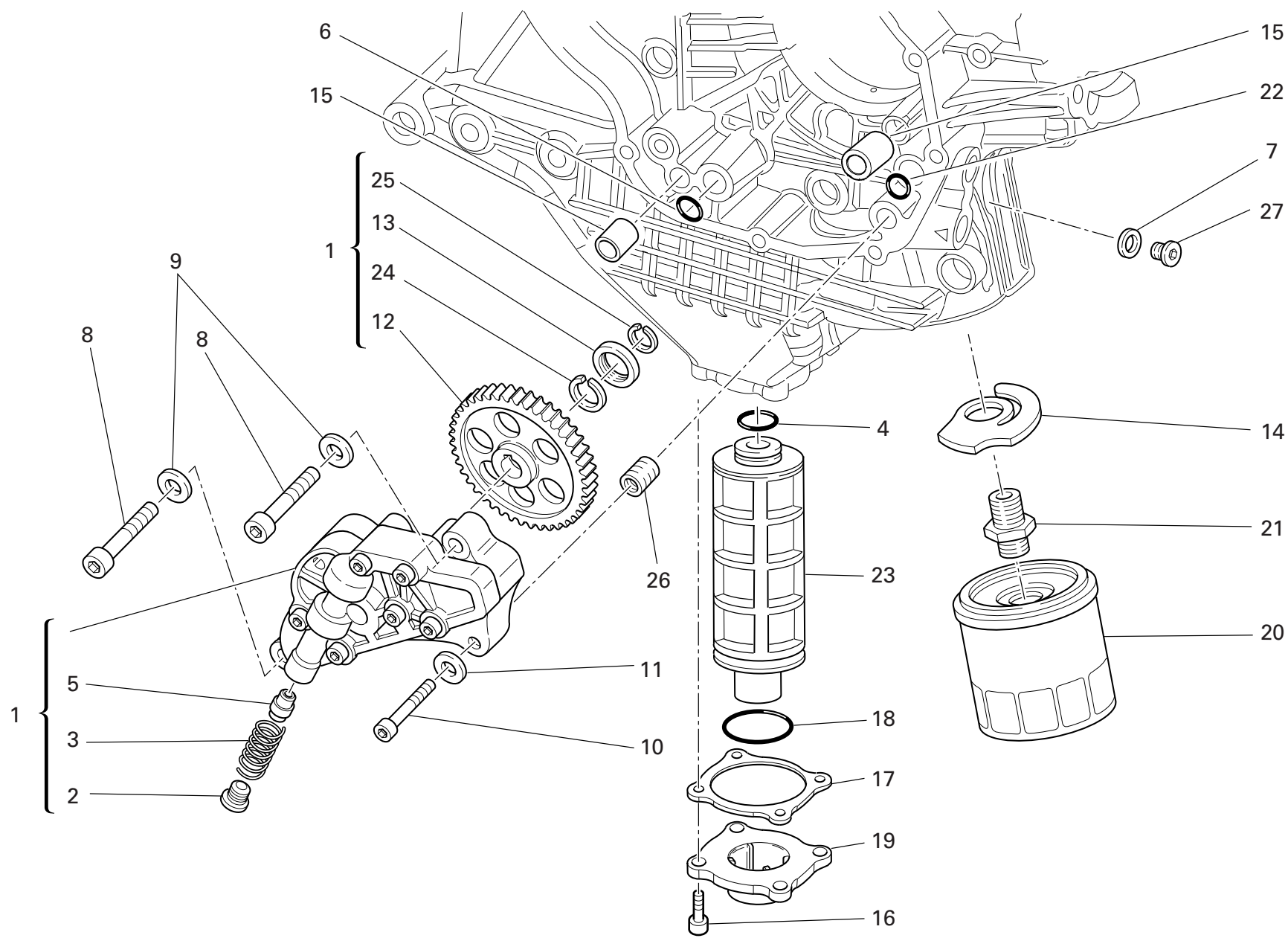
DRAWING 008 TIMING

NOTES NO.	CODE NO.	DESCRIPTION	VALIDITY	Q.TY 
1	245.1.066.1A	Vertical timing belt cover (CARBON)		1
2	245.1.067.1A	Outer central cover (CARBON)		1
3	245.1.065.1A	Horizontal belt outer cover (CARBON)		1
4	773.5.069.8B	Screw		11
5	779.1.187.1A	Setscrew		2
6	451.1.018.2A	Bush		2
7	451.1.043.1A	Tensioner eccentric		2
8	748.1.044.1A	Nut		2
9	73500.2054	Snap ring		2
10	147.1.014.2A	Timing lay shaft		1
11	882.1.003.1A	Snap ring		1
12	0755.29.025	Woodruff key		1
13	171.2.062.1A	Timing gears pair		1
14	851.1.013.1A	Lock washer		1
15	0124.40.060	Hexagon nut		1
16	74172.1008	Woodruff key		2
17	716.1.073.2A	Spacer		1
18	255.1.010.3B	Timing belt roller		2
19	856.1.062.2A	Belt roller separating washer		1
20	716.1.072.2A	Spacer		1
21	703.5.006.2A	Elastic-stop ring nut		1
22	737.4.012.4A	Timing drive toothed belt		2
23	451.1.017.1A	Fixed tensioner roller pin		2
24	451.1.044.1A	Tensioner roller pin		2
25	702.4.058.1A	Bearing		4
26	73503.3804	Circlip		4
27	684.1.054.1A	Stud bolt		2

CATALOGUE No: 915.1.243.2A
ISSUED: 12 - 06

NOTES NO.	CODE NO.	DESCRIPTION	VALIDITY	Q.TY 
28	852.1.174.1A	Washer		2
29	451.1.042.1A	Movable tensioner roller bush		2

CATALOGUE No: 915.1.243.2A
ISSUED: 12 - 06

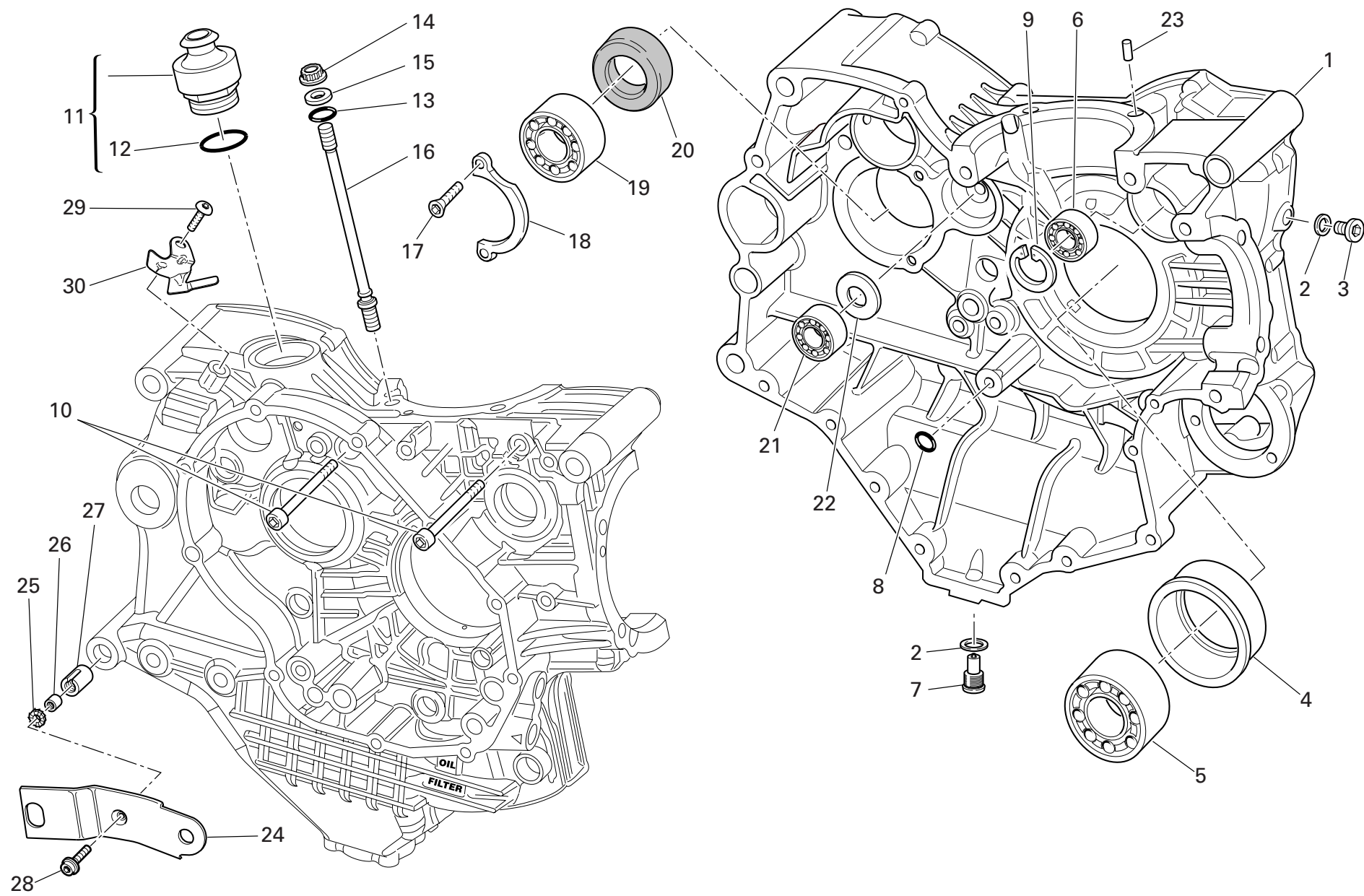


DRAWING 009 FILTERS AND OIL PUMP

NOTES NO.	CODE NO.	DESCRIPTION	VALIDITY	Q.TY 
1	174.2.025.6A	Complete oil pump		1
2	780.1.018.1A	Bypass cap		1
3	799.1.055.1A	Bypass spring		1
4	886.4.033.1A	O-ring		1
5	593.1.018.1A	Bypass valve		1
6	886.4.037.1A	O-ring		1
7	852.1.195.1A	Gasket th.2		1
8	771.5.129.8B	Screw		2
9	853.1.002.1A	Spring washer		2
10	771.5.069.8B	Screw		1
11	852.1.172.1A	Washer		1
12	174.1.025.2A	Pump drive gear		1
13	710.1.001.1A	Bush		1
14	799.2.077.2A	Bypass spring		1
15	0759.49.280	Locating bush		2
16	771.5.067.8B	Screw		4
17	788.1.065.1A	Cover gasket		1
18	886.4.034.1A	O-ring		1
19	240.1.025.1A	Cover		1
20	444.4.003.4A	Oil filter cartridge		1
21	815.1.028.1A	Nipple		1
22	93827.0114	O-ring		1
23	894.1.014.1A	Oil net filter		1
24	884.4.042.1A	Snap ring		1
25	884.5.036.1A	Circlip		1
26	0670.49.310	Reduction bush		1
27	779.1.162.2A	Cap		1

NOTES NO.	CODE NO.	DESCRIPTION	VALIDITY	Q.TY 
-----------	----------	-------------	----------	--


DRAWING 010 HALF CRANKCASES



DRAWING 010 HALF CRANKCASES

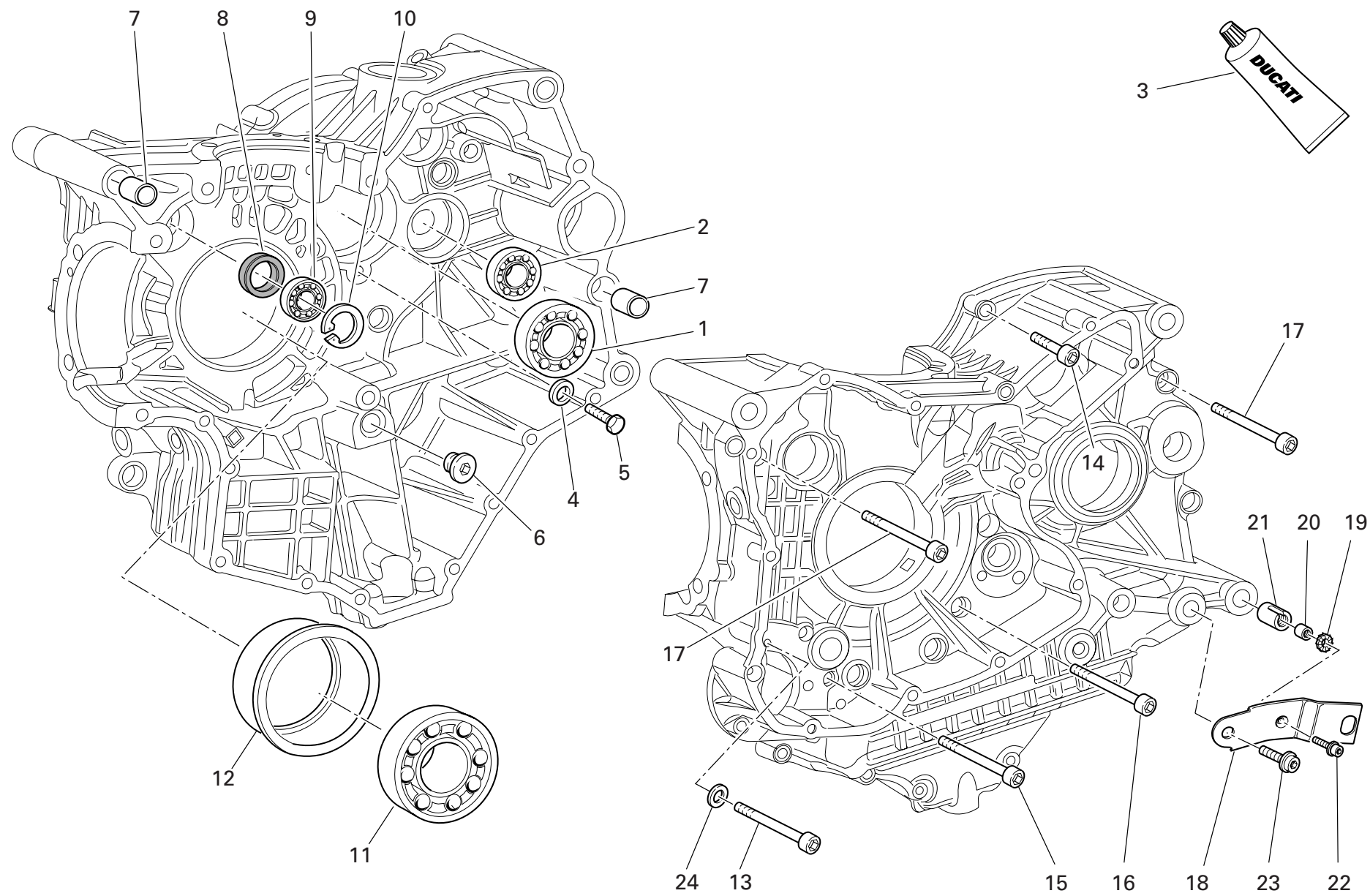
NOTES NO.	CODE NO.	DESCRIPTION	VALIDITY	Q.TY 
1	225.2.125.1A	Complete half-crankcases pair		1
2	852.5.026.1A	Aluminium gasket th.1,5		2
3	779.1.026.2A	Screw		1
4	710.1.113.1A	Bearing holder bush		1
5	75191.3380	Bearing		1
6	702.5.008.1A	Bearing		1
7	893.2.006.2A	Cap		1
8	93827.0114	O-ring		1
9	73503.3380	Circlip		1
10	771.5.136.8B	Screw		2
11	593.1.003.1B	Breather valve		1
12	93823.3156	O-ring		1
13	886.4.118.1A	O-ring		8
14	748.1.050.1A	Nut		8
15	856.1.064.2A	Special washer		8
16	766.1.045.1A	Stud bolt for fastening head cylinder		8
17	72094.1616	Screw		2
18	826.1.012.1A	Keep plate		1
19	702.4.013.1A	Bearing		1
20	930.4.022.1A	Seal ring		1
21	702.4.033.1A	Bearing		1
22	0370.49.250	Washer		1
23	860.1.004.1A	Locating dowel		2
24	830.1.261.1A	Bracket (R.H.)		1
25	852.4.008.1A	Nylon washer		1
26	710.1.032.1A	Bush		1
27	711.1.072.1A	Bush		1

CATALOGUE No: 915.1.243.2A
ISSUED: 12 - 06

NOTES NO.	CODE NO.	DESCRIPTION	VALIDITY	Q.TY 
28	771.5.669.8B	Screw		1
29	775.1.062.2A	Special screw		1
30	829.1.439.1A	Holder sensor		1

CATALOGUE No: 915.1.243.2A
ISSUED: 12 - 06

DRAWING 010a HALF CRANKCASES

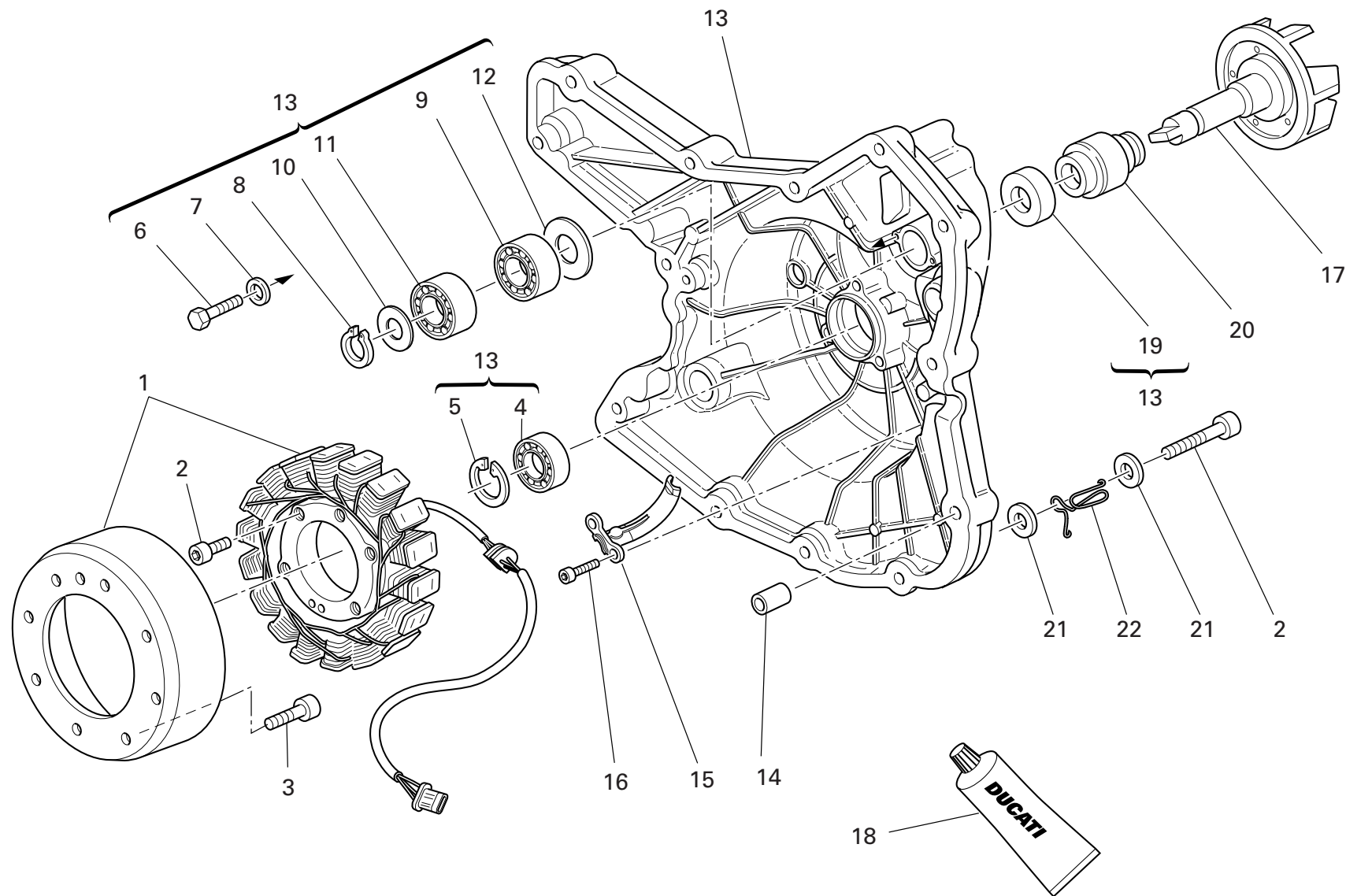


DRAWING 010a HALF CRANKCASES


NOTES NO.	CODE NO.	DESCRIPTION	VALIDITY	Q.TY 
1	702.5.019.1A	Bearing		1
2	702.4.033.1A	Bearing		1
3	94247.0014	Fluid sealant		1
4	713.1.140.1A	Spacer		2
5	770.5.250.8B	Screw		2
6	780.1.005.1A	Cap		1
7	711.1.095.1A	Bush		2
8	93785.1830	Seal ring		1
9	75794.1542	Bearing		1
10	73503.3380	Circlip		1
11	702.4.020.1A	Bearing		1
12	710.1.114.1A	Bearing holder bush		1
13	771.5.085.9C	Screw		1
14	771.5.072.8B	Screw		8
15	771.5.080.8B	Screw		2
16	779.1.029.2A	Special screw		1
17	771.5.136.8B	Screw		3
18	830.1.262.1A	Bracket (L.H.)		1
19	852.4.008.1A	Nylon washer		1
20	710.1.032.1A	Bush		1
21	711.1.072.1A	Bush		1
22	771.5.669.8B	Screw		1
23	771.1.042.1A	Screw		1
24	852.5.028.1A	Washer		1

NOTES NO.	CODE NO.	DESCRIPTION	VALIDITY	Q.TY 
-----------	----------	-------------	----------	--

DRAWING 011 WATER PUMP - ALTERNATOR COVER

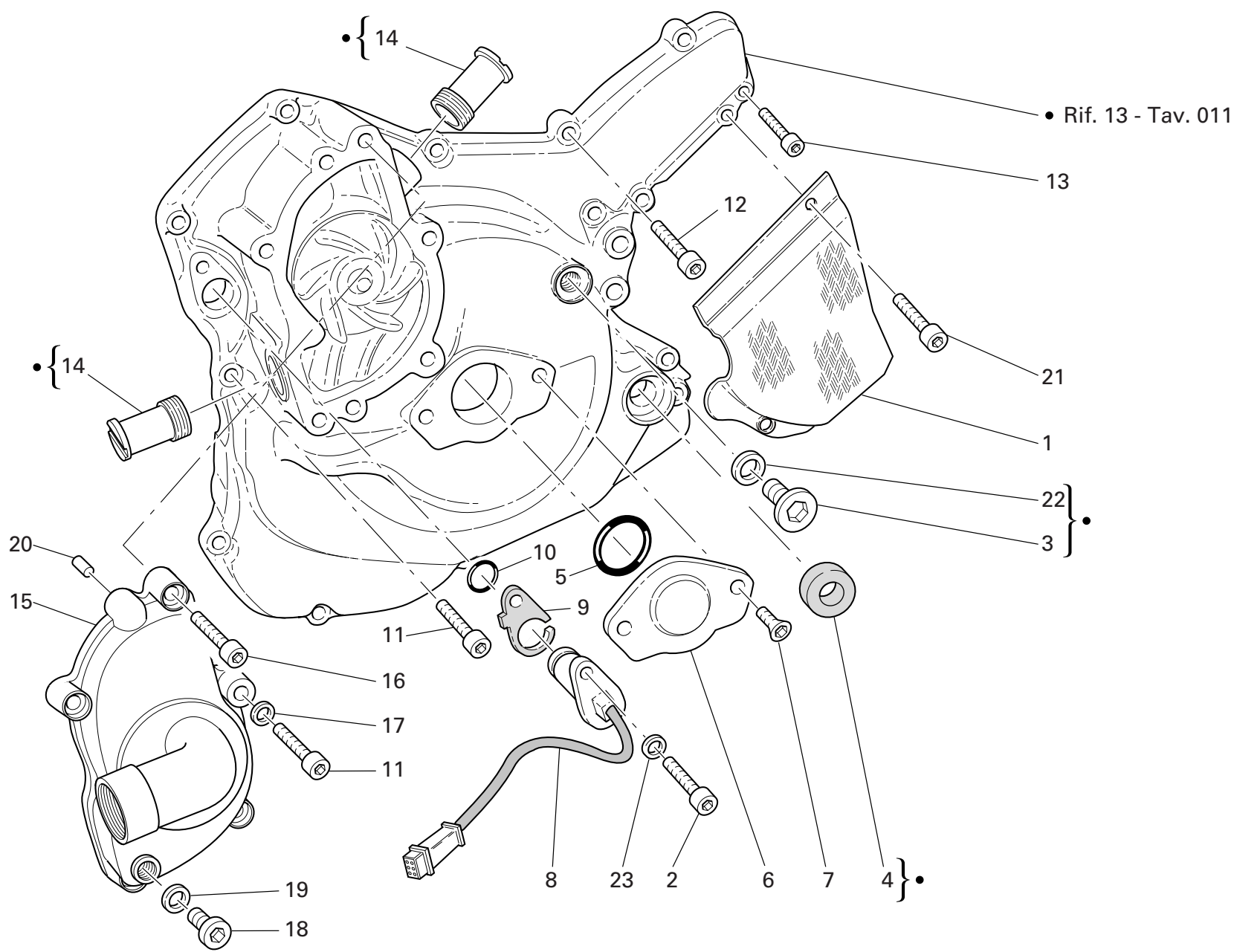


DRAWING 011 WATER PUMP - ALTERNATOR COVER


NOTES NO.	CODE NO.	DESCRIPTION	VALIDITY	Q.TY 
1	264.4.017.1A	Generator		1
2	771.5.071.8B	Screw		4
3	779.4.075.1A	Screw		8
4	702.5.008.1A	Bearing		1
5	73503.3380	Circlip		1
6	770.5.250.8B	Screw		2
7	852.1.172.1A	Washer		2
8	884.5.011.1A	A 10 Ring		1
9	702.4.010.2A	Bearing		1
10	852.1.114.1A	Washer		1
11	702.4.009.1A	Bearing		1
12	713.1.128.1B	Spacer		1
13	242.2.054.3A	Generator cover		1
14	711.1.160.1A	Locating bush		2
15	830.1.235.1A	Bracket		1
16	771.5.064.8B	Screw		2
17	251.2.008.1A	Water pump fan		1
18	94247.0014	Fluid sealant		1
19	930.5.005.1A	Seal		1
20	930.5.006.2B	Mechanical seal		1
21	852.5.028.1A	Washer		2
22	881.1.051.1A	Holder		1

NOTES NO.	CODE NO.	DESCRIPTION	VALIDITY	Q.TY 
-----------	----------	-------------	----------	--

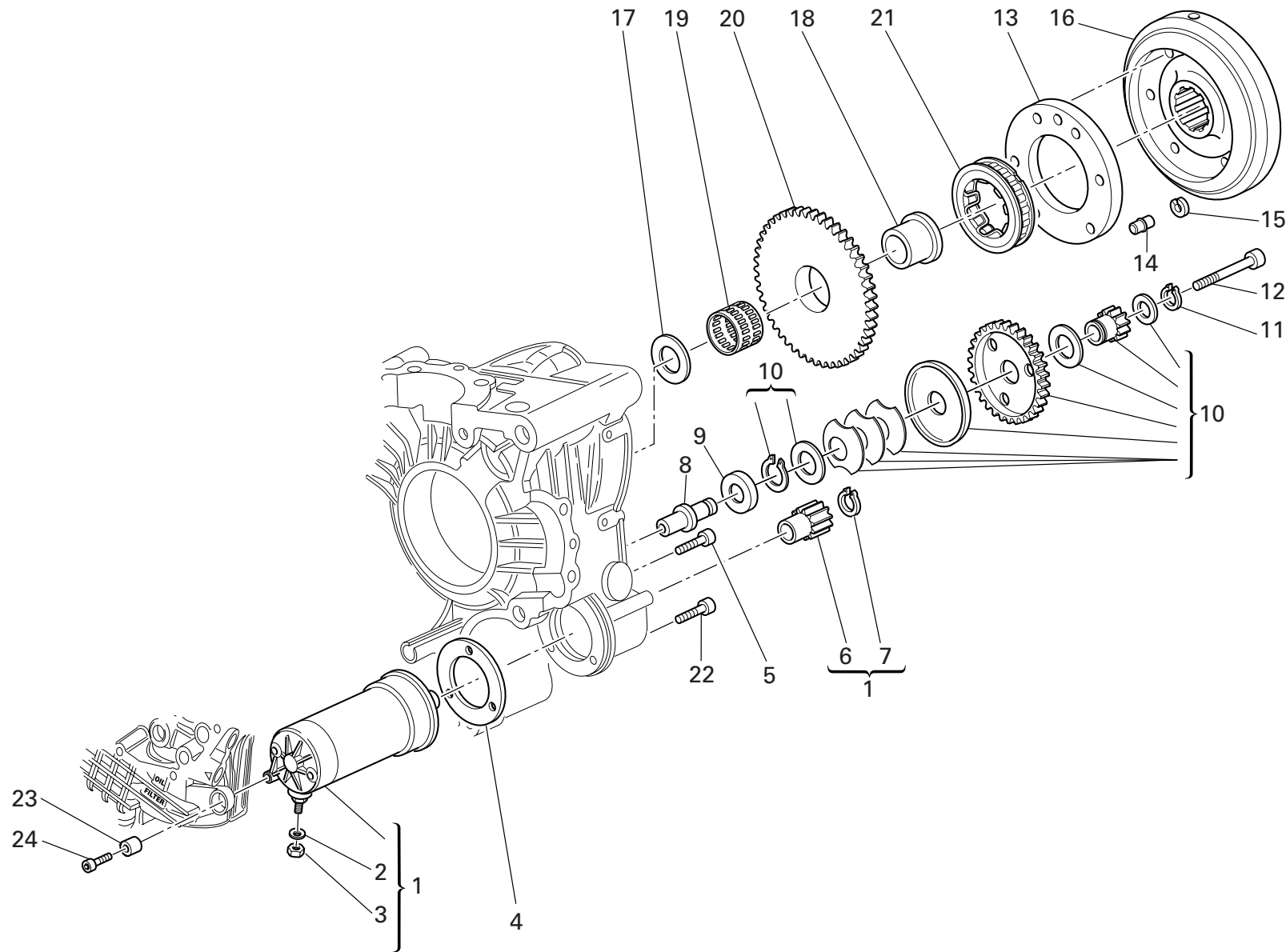
DRAWING 011a WATER PUMP - ALTERNATOR COVER



DRAWING 011a WATER PUMP - ALTERNATOR COVER

NOTES NO.	CODE NO.	DESCRIPTION	VALIDITY	Q.TY 
1	247.1.255.1A	Chain cover (CARBON)		1
2	771.5.065.8B	Screw		1
3	779.1.198.2A	Cap		1
4	93783.1524	Seal ring		1
5	886.1.095.1A	O-ring		1
6	247.1.305.1A	Cover		1
7	777.5.049.8B	Screw		2
8	552.4.020.1A	Sensor		1
9	788.1.076.1A	Gasket th.0,6		2
9	788.1.076.1AA	Gasket th.0,8		1
9	788.1.076.1AB	Gasket th.1,0		1
10	886.4.003.1A	O-ring		1
11	771.5.069.8B	Screw		10
12	771.5.071.8B	Screw		3
13	771.5.067.8B	Screw		2
14	668.1.001.3A	Water pump delivery filler		2
15	247.2.166.2A	Complete water pump cover		1
16	771.5.066.8B	Screw		4
17	852.5.023.1A	Gasket		1
18	780.5.001.1A	Cap		1
19	852.5.024.1A	Gasket th.1		1
20	860.1.004.1A	Locating dowel		2
21	771.5.067.2BB	Screw		2
22	852.1.120.1A	Aluminium gasket		1
23	853.5.009.1A	Spring washer		1

NOTES NO.	CODE NO.	DESCRIPTION	VALIDITY	Q.TY 
-----------	----------	-------------	----------	--

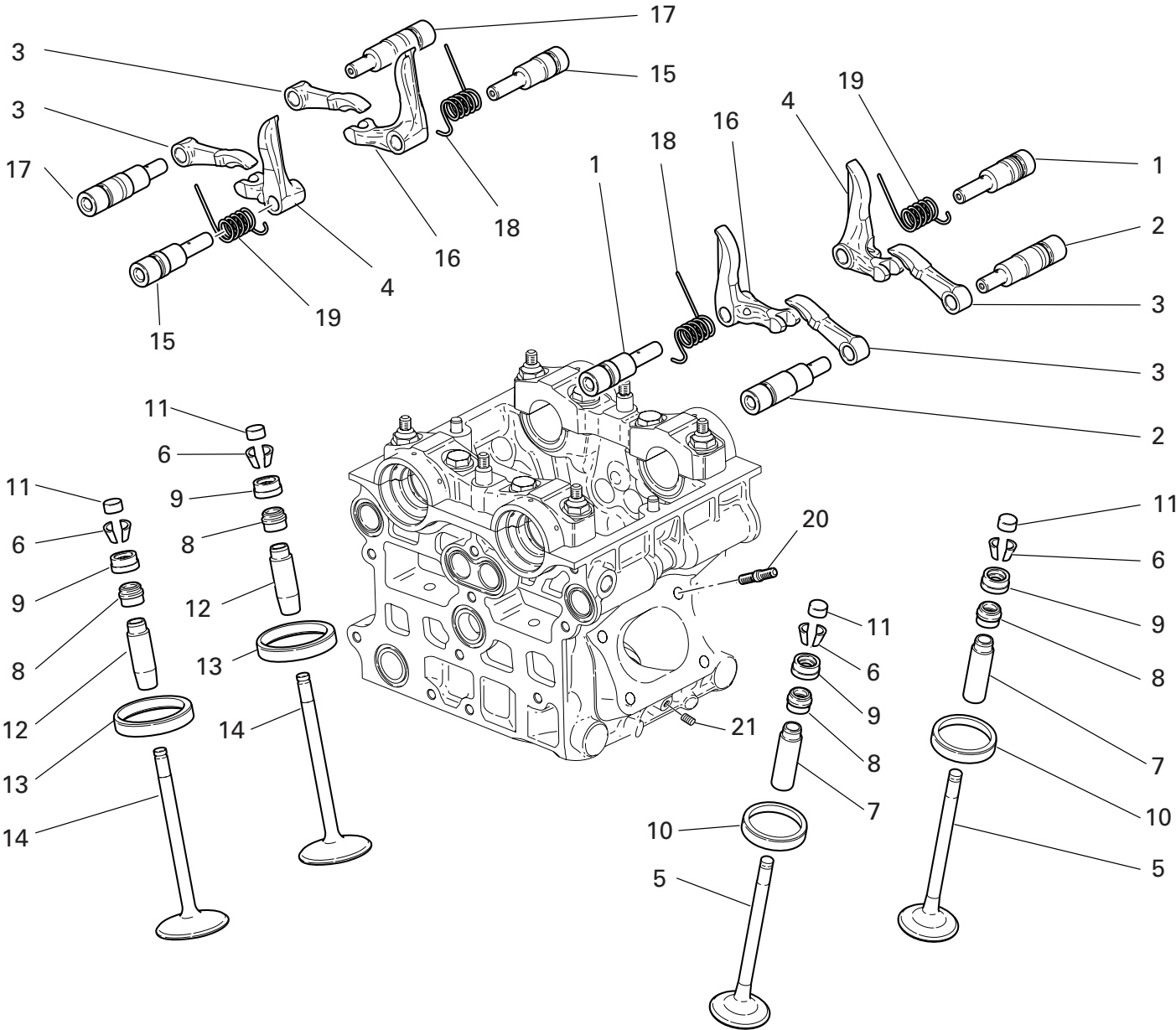


DRAWING 012 ELECTRIC STARTER AND IGNITION


NOTES NO.	CODE NO.	DESCRIPTION	VALIDITY	Q.TY 
1	270.4.005.1A	Complete starter motor		1
2	853.1.003.1A	Spring washer		1
3	750.1.121.1A	Nut		1
4	788.1.054.2A	Starter motor gasket		1
5	771.5.069.8B	Screw		1
6	176.1.001.1A	Starter motor sprocket		1
7	884.5.036.1A	Circlip		1
8	821.1.192.1A	Intermediate gear pin		1
9	856.1.079.2A	Spacer		1
10	176.2.002.1A	Split gear assembly		1
11	73500.1440	Circlip		1
12	771.5.078.8B	Screw		1
13	160.1.097.1A	Flange		1
14	863.1.002.1A	Locating pin		1
15	882.1.012.1A	Check ring		1
16	276.1.038.1A	Ignition flywheel		1
17	856.1.075.1A	Shim		1
18	881.1.034.1A	Inner ring		1
19	702.4.018.1A	Needle bearing		1
20	173.1.013.1A	Electric starter driven gear		1
21	701.4.008.1A	Starter clutch		1
22	771.5.066.8B	Screw		2
23	700.1.036.1A	Flexible bush		1
24	771.5.071.8B	Screw		1

NOTES NO.	CODE NO.	DESCRIPTION	VALIDITY	Q.TY 
-----------	----------	-------------	----------	--

11		9	
Registro bilanc. apertura		Registro bilanc. chiusura	
Adjustment		Adjustment	
Réglage		Réglage	
Ventilkäppchen		Ventilkäppchen	
840.1.185.1AM — 1,8		840.1.186.1AP — 4,15	
840.1.185.1AN — 1,85		840.1.186.1AQ — 4,2	
840.1.185.1AO — 1,9		840.1.186.1AR — 4,25	
840.1.185.1AP — 1,95		840.1.186.1AS — 4,3	
840.1.185.1AQ — 2		840.1.186.1AT — 4,35	
840.1.185.1AR — 2,05		840.1.186.1AU — 4,4	
840.1.185.1AS — 2,1		840.1.186.1AA — 4,45	
840.1.185.1AT — 2,15		840.1.186.1AB — 4,5	
840.1.185.1AU — 2,2		840.1.186.1AC — 4,55	
840.1.185.1AA — 2,25		840.1.186.1AD — 4,6	
840.1.185.1AB — 2,3		840.1.186.1AE — 4,65	
840.1.185.1AC — 2,35		840.1.186.1AF — 4,7	
840.1.185.1AD — 2,4		840.1.186.1AG — 4,75	
840.1.185.1AE — 2,45		840.1.186.1AH — 4,8	
840.1.185.1AF — 2,5		840.1.186.1AI — 4,85	
840.1.185.1AG — 2,55		840.1.186.1AJ — 4,9	
840.1.185.1AH — 2,6		840.1.186.1AK — 4,95	
840.1.185.1AI — 2,65		840.1.186.1AL — 5	
840.1.185.1AJ — 2,7		840.1.186.1AM — 5,05	
840.1.185.1AK — 2,75		840.1.186.1AN — 5,1	
840.1.185.1AL — 2,8		840.1.186.1AO — 5,15	



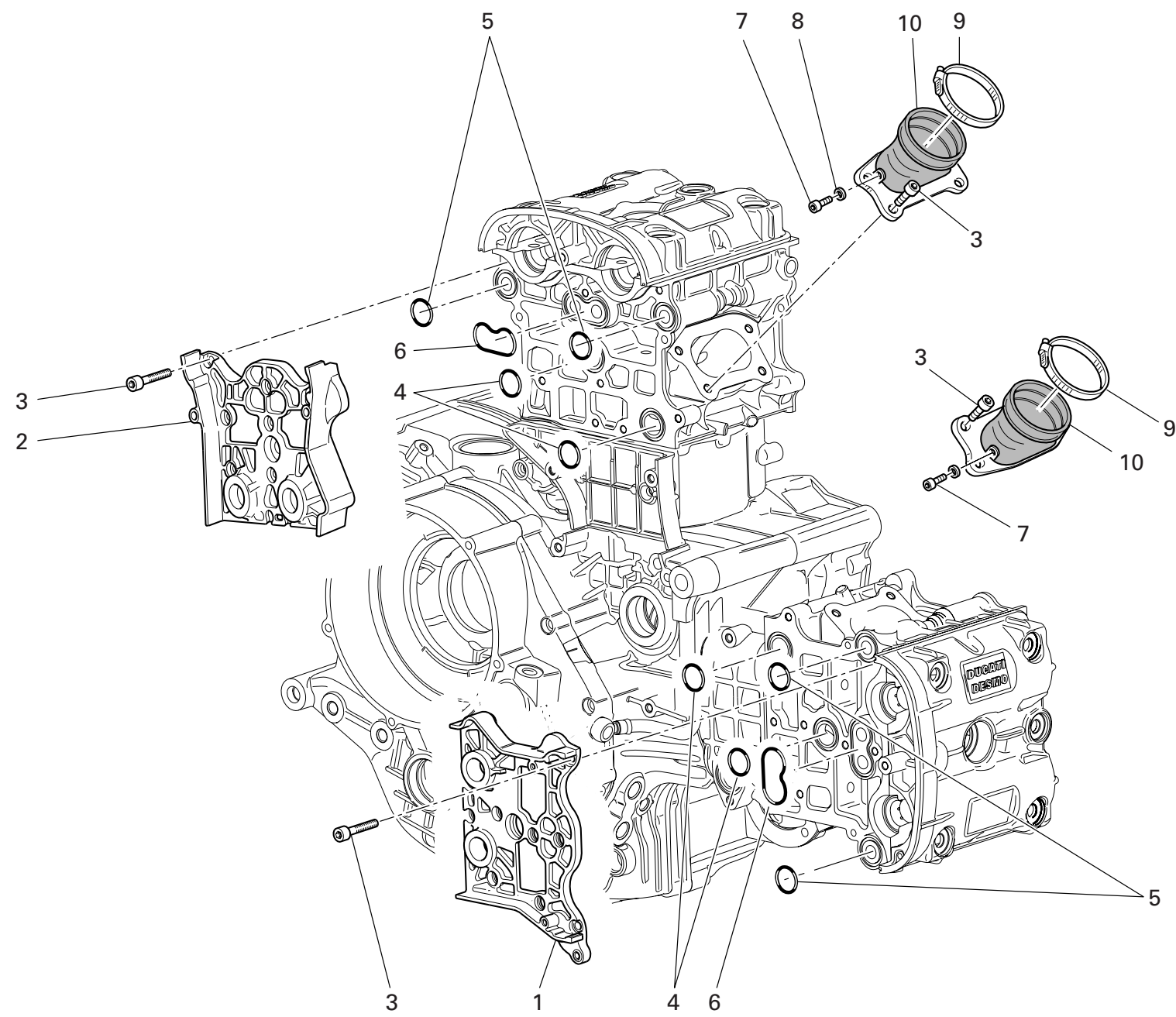
DRAWING 013 HEAD : TIMING

NOTES NO.	CODE NO.	DESCRIPTION	VALIDITY	Q.TY
				
1	821.1.216.1A	Closing rocker shaft		4
2	821.1.215.1A	Exhaust opening rocker shaft		4
3	208.1.023.1A	Opening rocker		8
4	209.1.014.6A	L.H. Closing rocker		4
5	211.1.055.1A	Exhaust valve		4
6	845.4.005.1B	Valve collet pair		16
7	303.1.045.2AA	Exhaust valve guide magg. 0,03		4
7	303.1.045.2AB	Exhaust valve guide magg. 0,06		4
7	303.1.045.2AC	Exhaust valve guide magg. 0,09		4
8	764.4.054.1A	Rubber pad		8
9	840.1.186.1A	See table		8
10	304.1.050.1A	Exhaust valve seat		4
10	304.1.050.1AB	Oversize exhaust valve seat 0.03		4
10	304.1.050.1AC	Oversize exhaust valve seat 0.06		4
11	840.1.185.1A	See table		8
12	303.1.044.2AA	Intake valve guide magg. 0,03		4
12	303.1.044.2AB	Intake valve guide magg. 0,06		4
12	303.1.044.2AC	Intake valve guide magg. 0,09		4
13	304.1.051.1A	Intake valve seat		4
13	304.1.051.1AB	Oversize intake valve seat 0.03		4
13	304.1.051.1AC	Oversize intake valve seat 0.06		4
14	210.1.060.1A	Intake valve		4
15	821.1.214.1A	Closing rocker shaft		4
16	209.1.013.6A	R.H. Closing rocker		4
17	821.1.213.1A	Opening rocker shaft		4
18	799.1.095.1A	R.H. valve return spring		4
19	799.1.096.1A	L.H. valve return spring		4

NOTES NO.	CODE NO.	DESCRIPTION	VALIDITY	Q.TY
				
20	766.4.019.1A	Stud bolt		8
21	778.5.012.1A	Threaded dowel		2

DRAWING 014

COLLECTORS AND HEAD COVERS

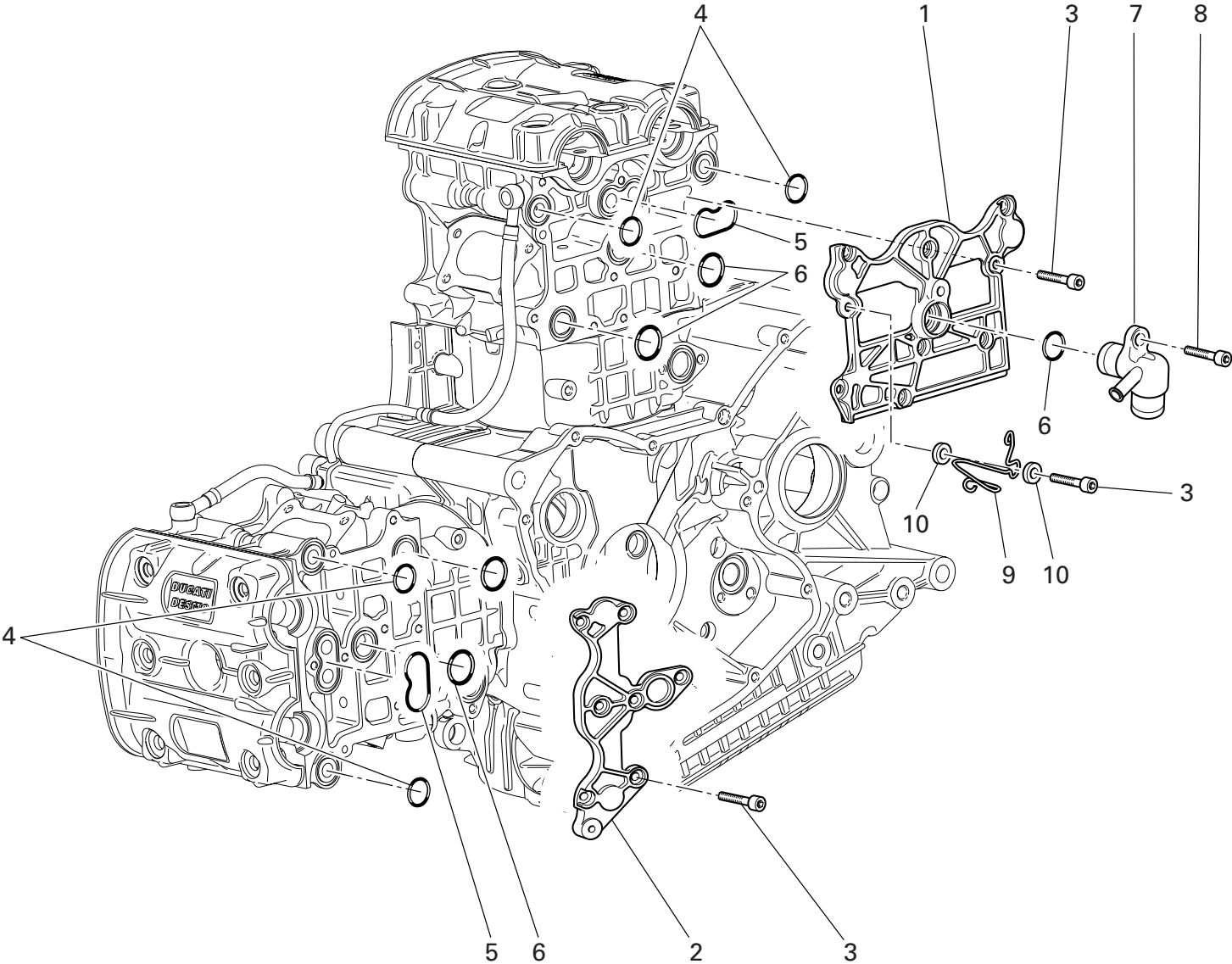


DRAWING 014 COLLECTORS AND HEAD COVERS


NOTES NO.	CODE NO.	DESCRIPTION	VALIDITY	Q.TY 
1	247.1.212.1A	Cover		1
2	247.1.211.1A	Cover		1
3	771.5.065.8B	Screw		28
4	93823.2087	O-ring		4
5	463.2.050.5A	O-ring		4
6	788.1.064.1A	Gasket		2
7	773.5.061.8B	Screw		4
8	852.5.025.1A	Aluminium gasket th.1		4
9	741.4.067.1A	Hose guide		2
10	140.1.040.1B	Intake manifold		2

NOTES NO.	CODE NO.	DESCRIPTION	VALIDITY	Q.TY 
-----------	----------	-------------	----------	--

DRAWING 014a HEAD COVERS



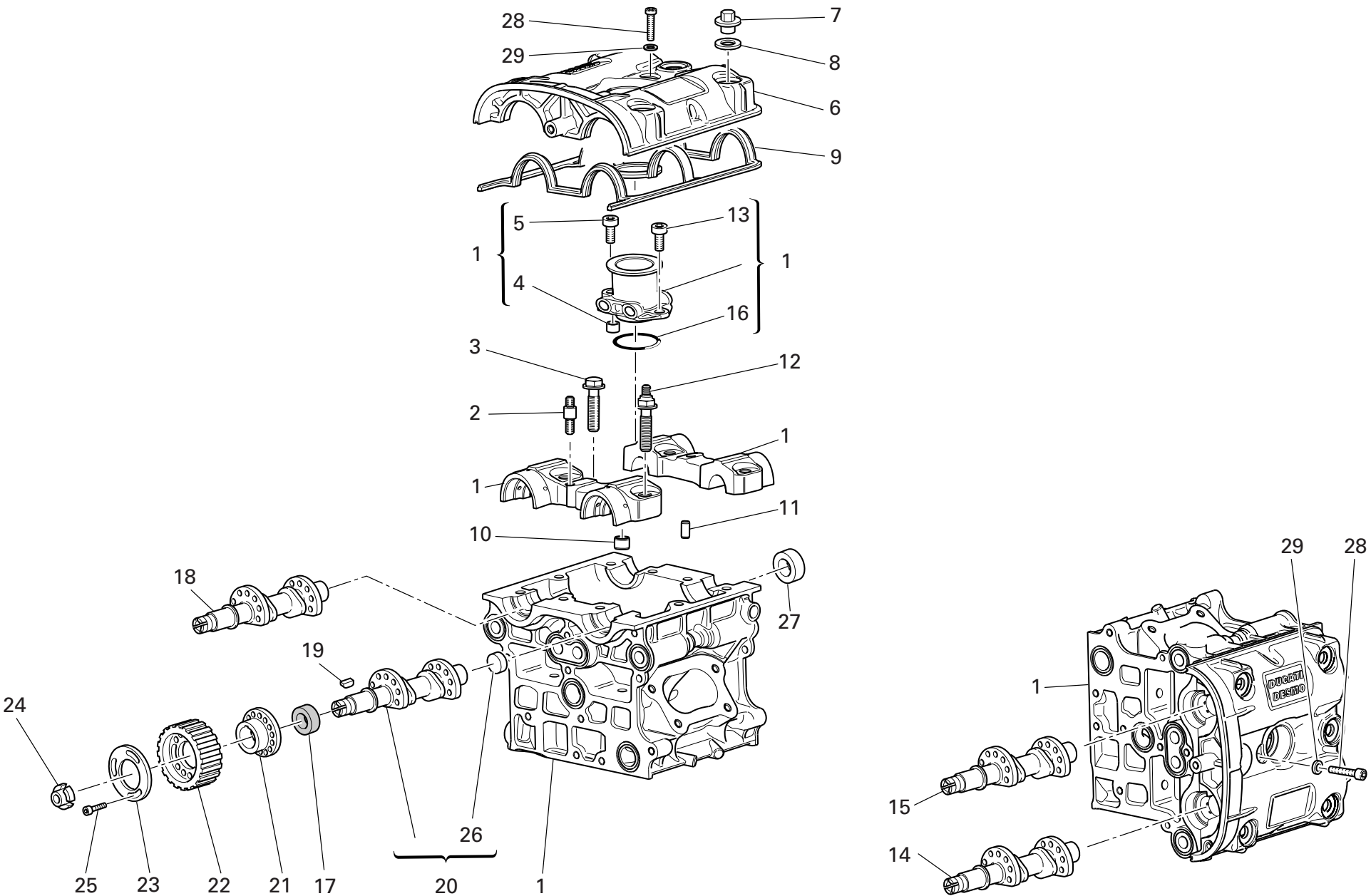
DRAWING 014a HEAD COVERS

NOTES NO.	CODE NO.	DESCRIPTION	VALIDITY	Q.TY	
1	247.1.163.1A	Cover		1	
2	247.1.161.1A	Cover		1	
3	771.5.065.8B	Screw		18	
4	463.2.050.5A	O-ring		4	
5	788.1.064.1A	Gasket		2	
6	93823.2087	O-ring		4	
7	814.1.117.1A	Water outlet union		1	
8	771.5.071.8B	Screw		1	
9	881.1.051.1A	Holder		1	
10	852.1.176.1A	Washer		2	


NOTES NO.	CODE NO.	DESCRIPTION	VALIDITY	Q.TY	
-----------	----------	-------------	----------	------	---

DRAWING 015


HEAD



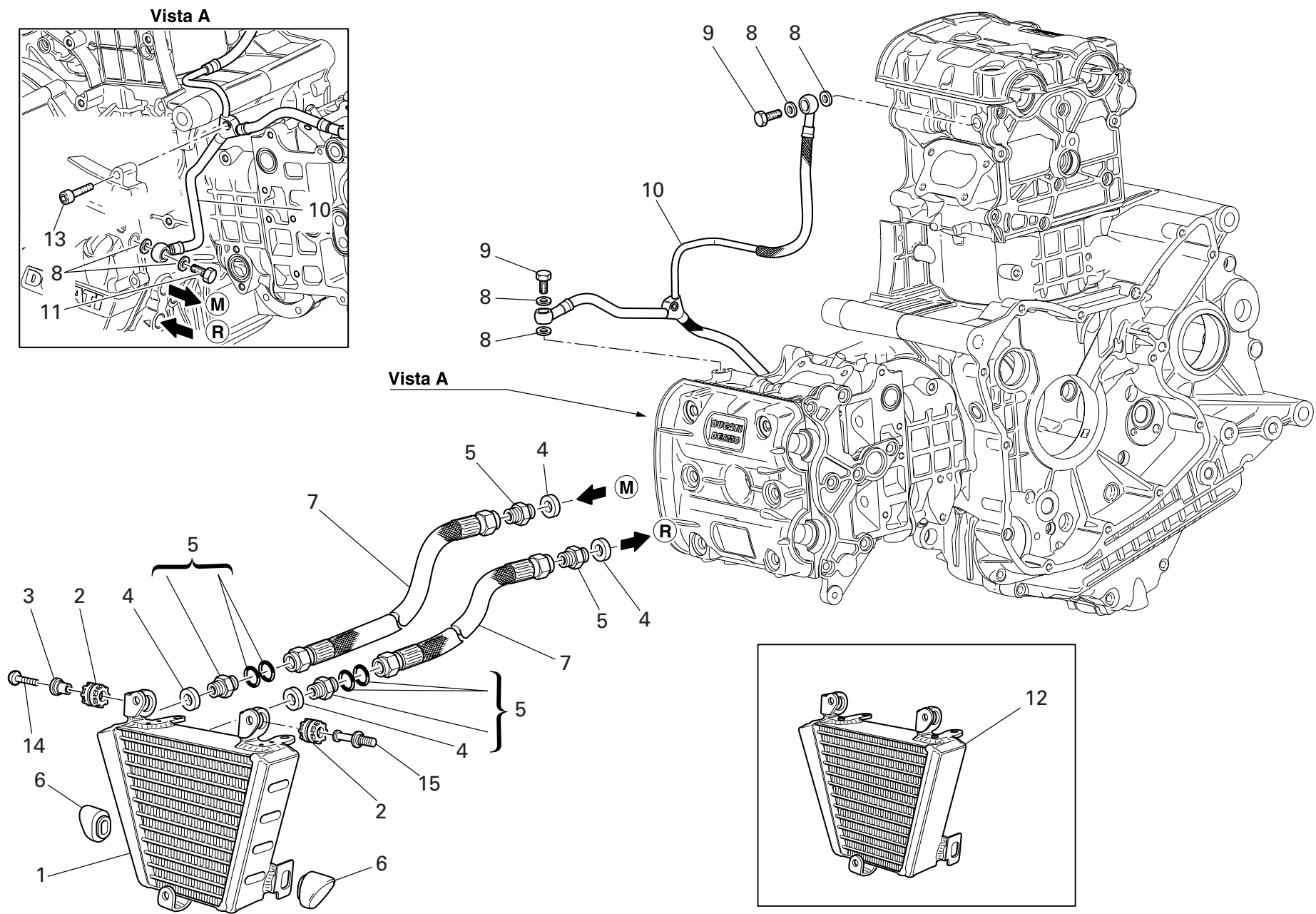
DRAWING 015 HEAD

NOTES NO.	CODE NO.	DESCRIPTION	VALIDITY	Q.TY	
1	301.2.194.1A	Head (4,5,13,16 included)		2	
2	766.1.020.1A	Stud bolt		4	
3	779.1.190.1A	Special screw		8	
4	711.1.092.2A	Bush		2	
5	771.5.069.8B	Screw		2	
6	247.1.261.1B	Cover (MAGNESIUM)		2	
7	750.1.047.1A	Nut		12	
8	856.1.061.2A	Washer		12	
9	788.1.062.1A	Head gasket		2	
10	711.1.091.2A	Bush		8	
11	418.4.052.7A	Pin		4	
12	779.1.189.1A	Special screw		8	
13	771.5.065.8B	Screw		2	
14	148.2.224.1A	Horizontal exhaust camshaft		1	
15	148.2.222.1A	Horizontal intake camshaft		1	
16	886.5.007.1A	O-ring		2	
17	930.5.007.1A	Seal ring		4	
18	148.2.225.1A	Vertical exhaust camshaft		1	
19	680.5.003.1A	Woodruff key		4	
20	148.2.223.1A	Vertical intake camshaft		1	
21	160.1.094.1A	Spacer		4	
22	255.1.019.2A	Timing belt roller		4	
23	856.1.074.2A	Special washer		4	
24	703.5.002.2A	Ring nut		4	
25	779.5.030.2A	Screw		12	
26	873.1.005.1A	Cap		4	
27	930.4.020.1A	Cap		4	


CATALOGUE No: 915.1.243.2A
ISSUED: 12 - 06

NOTES NO.	CODE NO.	DESCRIPTION	VALIDITY	Q.TY	
28	771.5.066.8B	Screw		2	
29	852.1.176.1A	Washer		2	

CATALOGUE No: 915.1.243.2A
ISSUED: 12 - 06



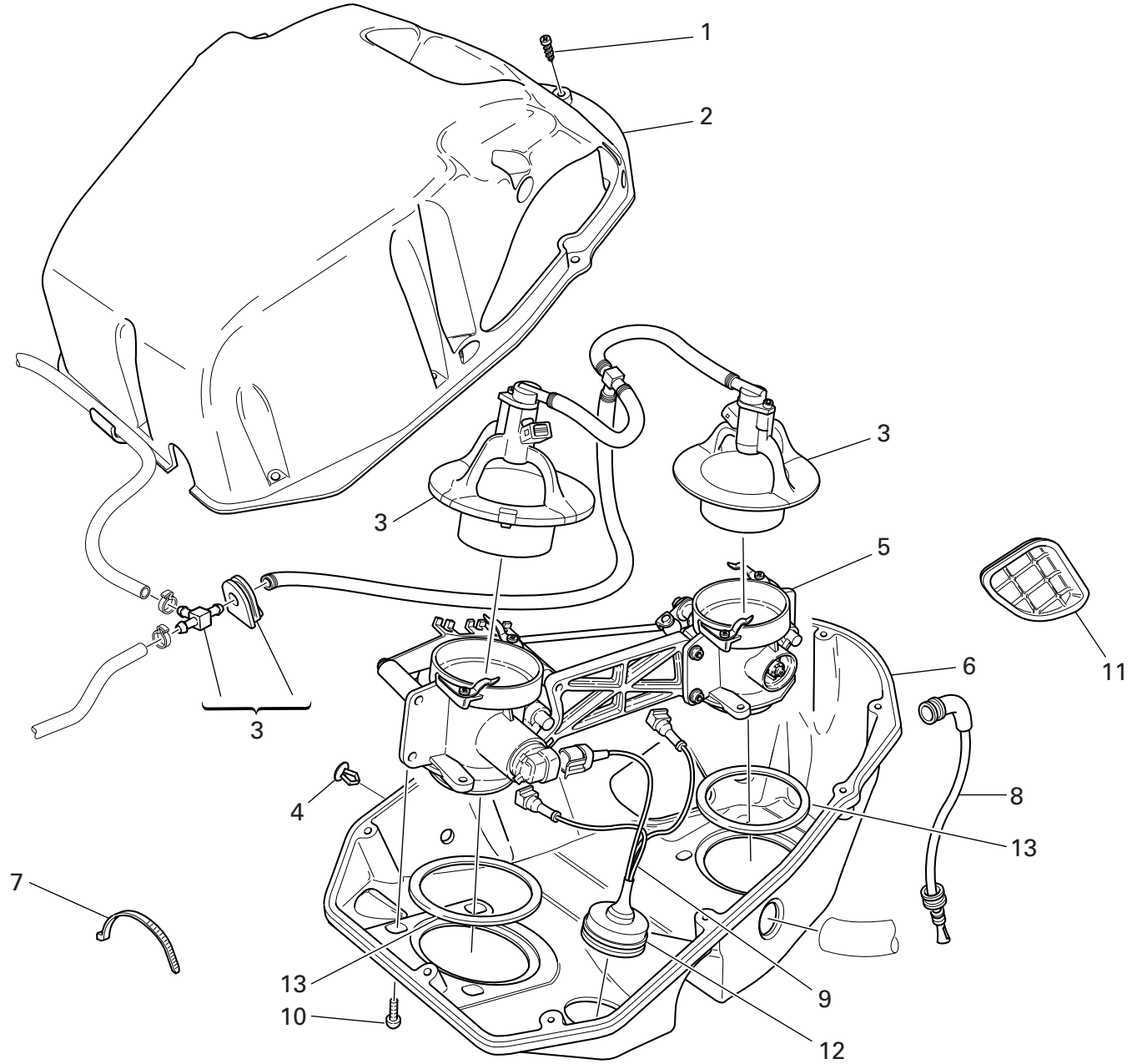
DRAWING 016 OIL COOLER

NOTES NO.	CODE NO.	DESCRIPTION	VALIDITY	Q.TY 
1	548.4.043.1A	Oil cooler		1
2	764.1.022.1A	Vibration damper pad		2
3	716.1.003.1A	Spacer		1
4	787.1.011.1A	Aluminium gasket th.2		4
5	815.1.022.1A	Nipple		4
6	866.1.044.1A	Rubber pad		2
7	549.1.030.1A	Oil delivery pipe		2
8	852.5.024.1A	Gasket th.1		6
9	779.1.318.1A	Special screw		2
10	875.1.048.2A	Head lubrication pipe		1
11	781.1.011.1A	Special screw		1
12	548.4.042.1A	Oil cooler		1
13	771.5.041.8B	Screw		1
14	775.1.022.1A	Screw		1
15	821.1.159.1A	Pin		1


NOTES NO.	CODE NO.	DESCRIPTION	VALIDITY	Q.TY 
-----------	----------	-------------	----------	--

DRAWING 017

THROTTLE BODY

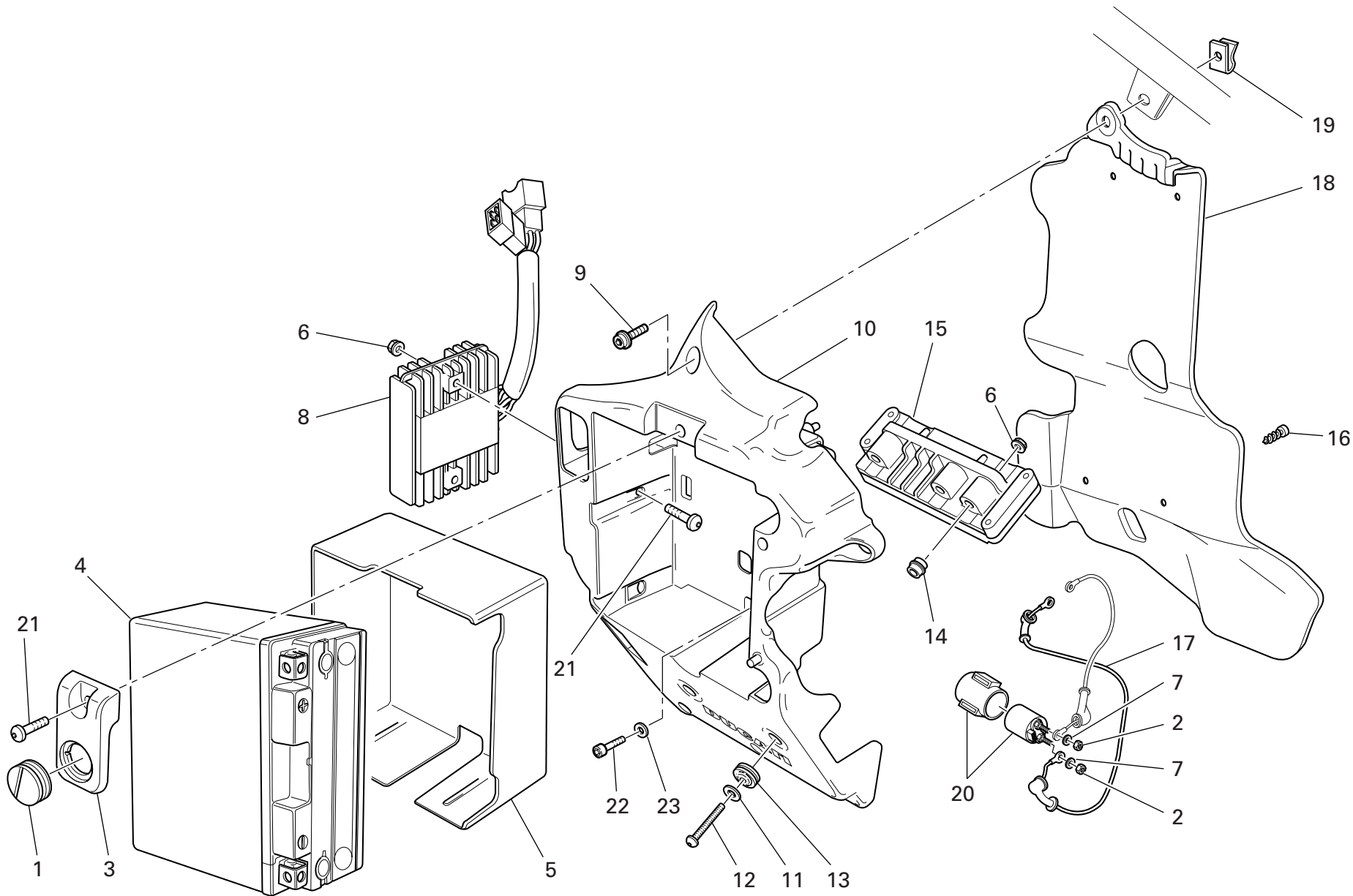


DRAWING 017 THROTTLE BODY


NOTES NO.	CODE NO.	DESCRIPTION	VALIDITY	Q.TY 
1	774.5.002.1B	Screw		10
2	246.1.073.1A	Filter case cover		1
3	135.2.009.1A	Injectors kit		1
4	872.4.043.1A	Cap		2
5	282.4.066.1A	Complete throttle body		1
6	442.1.073.1A	Lower filter box		1
7	741.4.038.1A	Hose guide		2
8	876.1.086.1A	Exhaust pipe		1
9	510.1.241.1A	Throttle body wiring		1
10	779.1.274.1C	Screw		6
11	672.1.030.1A	Air box cowling		1
12	764.1.028.1A	Rubber pad		1
13	791.1.058.1B	Gasket		2

NOTES NO.	CODE NO.	DESCRIPTION	VALIDITY	Q.TY 
-----------	----------	-------------	----------	--

DRAWING 018 BATTERY BOX MOUNT

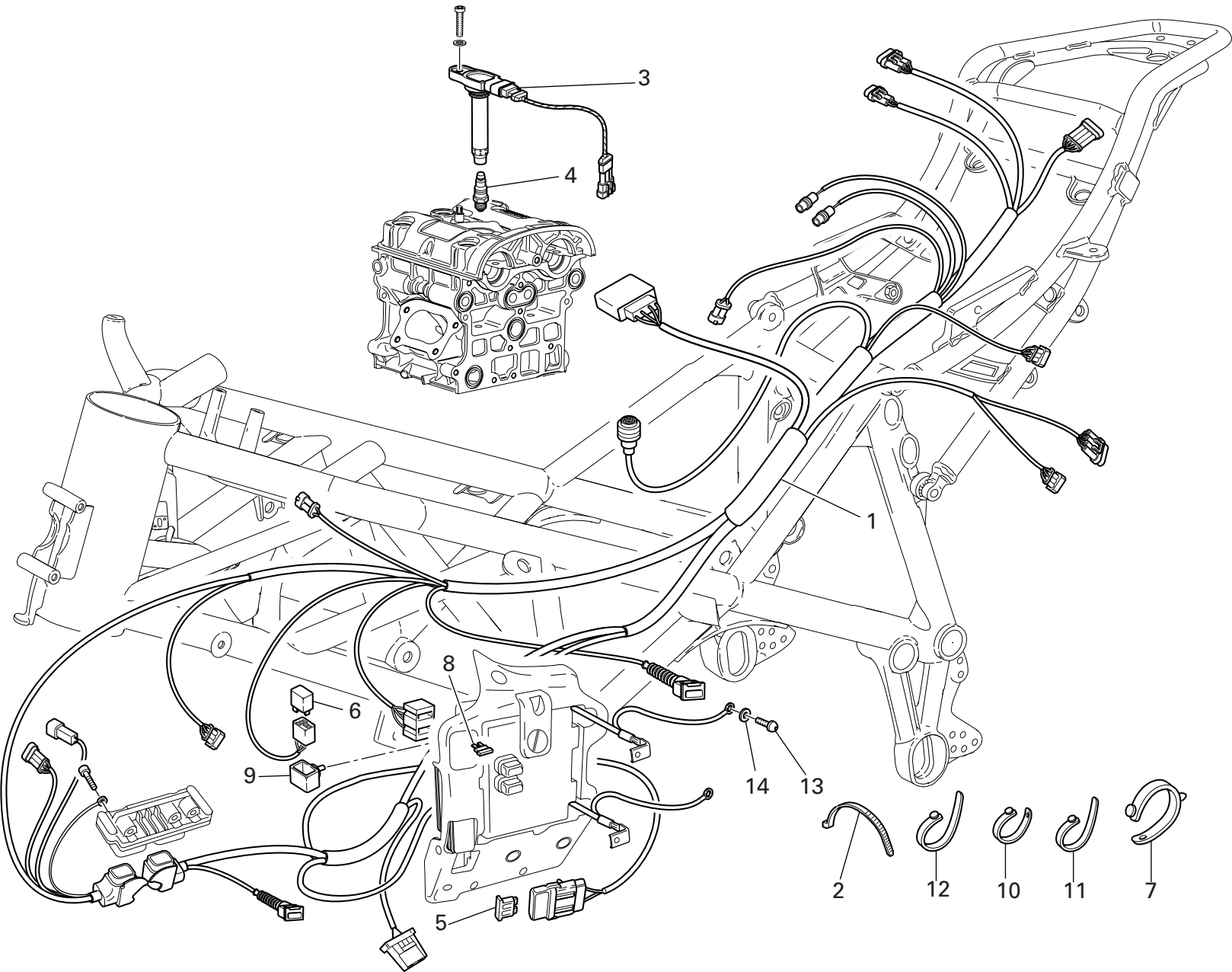


DRAWING 018 BATTERY BOX MOUNT


NOTES NO.	CODE NO.	DESCRIPTION	VALIDITY	Q.TY 
1	764.1.062.1A	Rubber pad		1
2	750.5.005.1A	Nut		2
3	247.1.205.1A	Cover		1
4	395.4.013.1C	Battery		1
5	791.1.060.1A	Battery resting buffer		1
6	749.4.031.1A	Nut		4
7	853.5.010.1A	Spring washer		2
8	540.4.019.1A	Regulator		1
9	771.5.666.8B	Screw		2
10	829.1.419.1A	Battery box mount		1
11	852.1.160.1B	Washer		2
12	775.1.034.1AB	Screw		2
13	764.1.084.1A	Vibration damper pad		3
14	821.1.171.1A	Pin		2
15	286.4.083.1L	Injection control unit		1
16	772.5.034.1B	Screw		4
17	514.1.040.1A	Solenoid starter - starter motor cable		1
18	460.1.125.2A	Battery mount heat guard		1
19	850.4.041.1A	Quik fastening		1
20	397.4.004.1A	Remote switch		1
21	775.1.022.1A	Screw		3
22	771.5.041.8B	Screw		1
23	852.5.031.1A	Washer		1

NOTES NO.	CODE NO.	DESCRIPTION	VALIDITY	Q.TY 
-----------	----------	-------------	----------	--

DRAWING 018a INJECTION SYSTEM

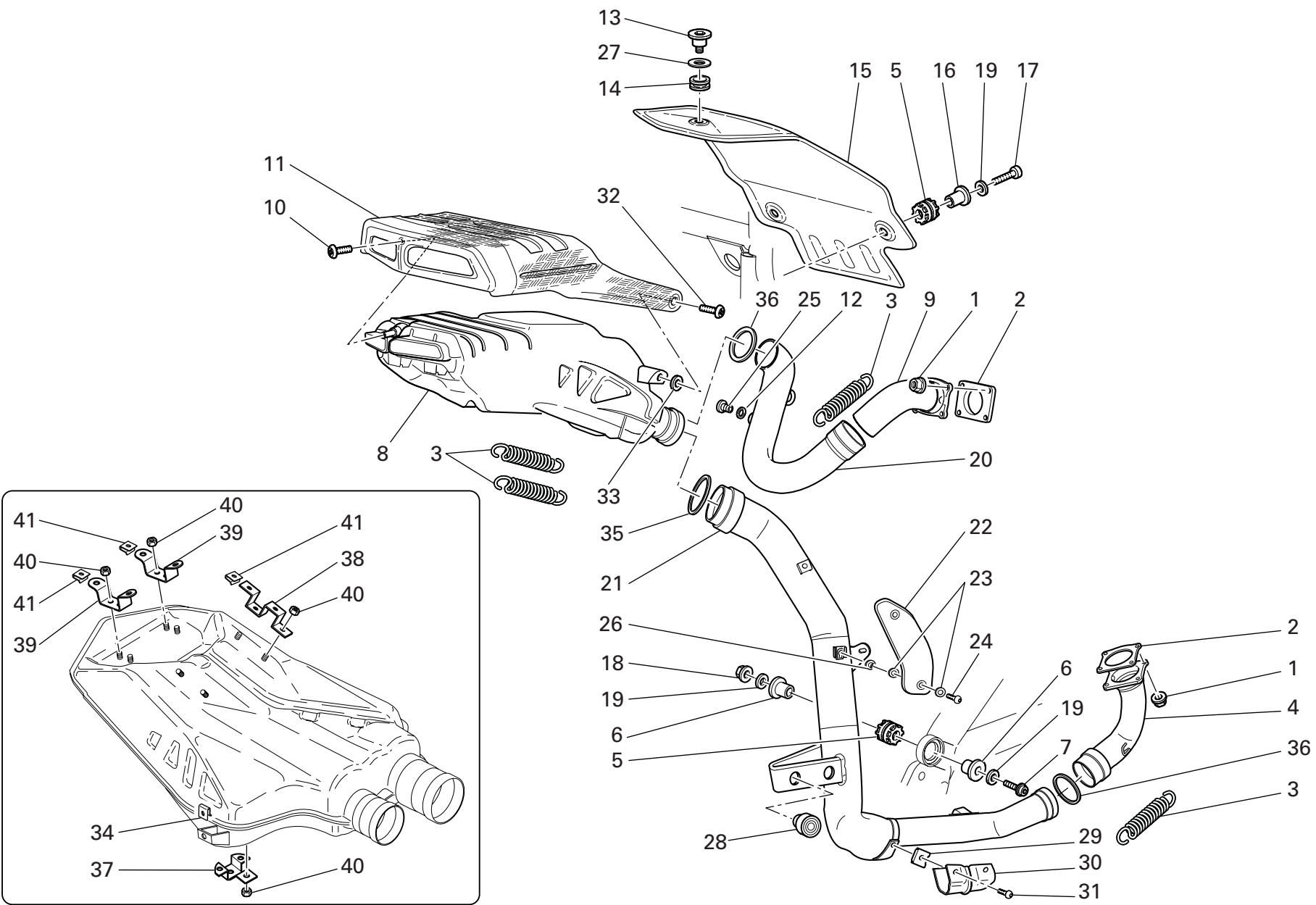


DRAWING 018a INJECTION SYSTEM

NOTES NO.	CODE NO.	DESCRIPTION	VALIDITY	Q.TY 
1	510.1.391.2A	Main wiring		1
2	741.4.038.1A	Hose guide		5
3	380.1.014.3A	Coil		2
4	670.4.030.1A	Spark plug		2
5	389.4.014.1A	Fuse 40A		1
6	541.4.003.1A	Relay		1
7	8000.53724	Hose guide		8
8	389.4.006.1A	Fuse 3A		1
8	389.4.013.1A	Fuse 20A		1
9	829.1.190.1A	Rubber holder		1
10	741.1.010.1A	Hose guide		3
11	741.1.012.1A	Hose guide		7
12	741.1.013.1A	Hose guide		9
13	779.5.046.1C	Screw		1
14	855.5.000.1B	Spring washer		1

NOTES NO.	CODE NO.	DESCRIPTION	VALIDITY	Q.TY 


DRAWING 019 EXHAUST SYSTEM



DRAWING 019 EXHAUST SYSTEM

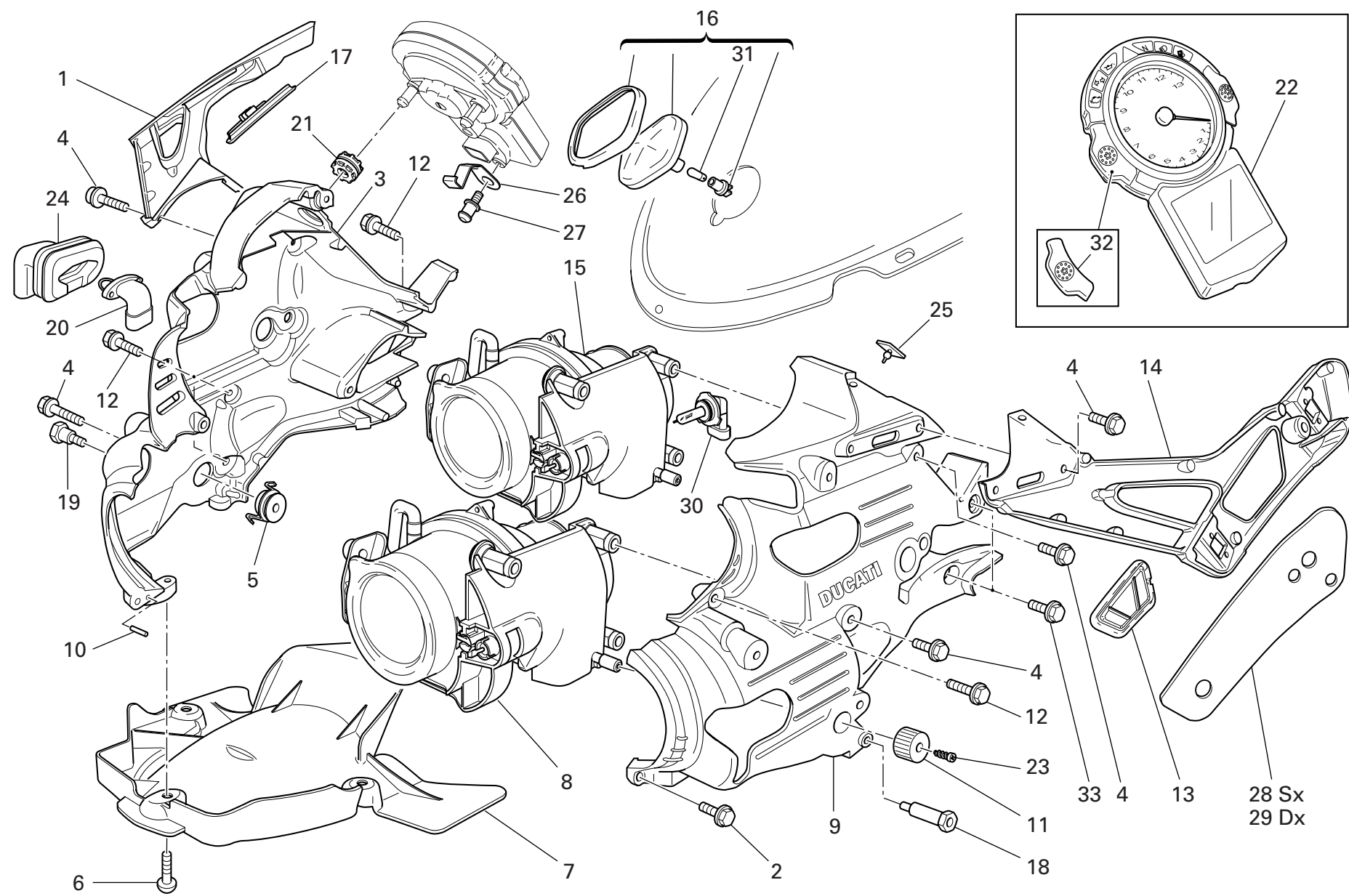
NOTES NO.	CODE NO.	DESCRIPTION	VALIDITY	Q.TY	
1	748.1.024.1A	Nut		8	
2	790.1.004.1A	Exhaust gasket		2	
3	799.1.048.2A	Spring		3	
4	570.1.072.1B	Horizontal head exhaust pipe		1	
5	764.1.024.1A	Vibration damper pad		3	
6	713.1.082.1A	Spacer		2	
7	772.5.038.1AB	Screw		1	
8	573.1.064.3B	Exhaust silencer		1	
9	571.1.072.2B	Vertical head exhaust pipe		1	
10	775.1.031.1B	Screw		1	
11	460.1.160.2A	Silencer thermal protection (CARBON)		1	
12	852.5.024.1A	Gasket th.1		2	
13	779.1.260.1A	Special screw		1	
14	764.1.042.1A	Vibration damper pad		1	
15	460.1.112.1A	Tail guard thermal protection		1	
16	713.1.304.1A	Spacer		2	
17	771.5.070.2BB	Screw		2	
18	749.4.031.1A	Nut		1	
19	852.1.191.1A	Washer		4	
20	571.1.075.2B	Vertical head exhaust pipe		1	
21	570.1.074.1B	Horizontal head exhaust pipe		1	
22	247.1.188.1B	Protection		1	
23	852.1.072.1A	Washer		4	
24	775.1.035.1B	Screw		2	
25	780.1.007.1A	Cap		2	
26	716.1.107.1B	Spacer		2	
27	852.1.163.1A	Washer		1	

CATALOGUE No: 915.1.243.2A
ISSUED: 12 - 06

NOTES NO.	CODE NO.	DESCRIPTION	VALIDITY	Q.TY	
28	764.1.063.1A	Rubber pad		2	
29	850.4.064.1A	Nut with clip		4	
30	460.1.159.1A	Thermal protection		1	
31	779.1.334.1A	Screw		4	
32	775.1.033.1A	Screw		2	
33	856.1.091.1A	Washer		2	
34	746.4.006.1A	Quik fastening		2	
35	790.1.010.1A	Gasket		1	
36	790.1.009.1A	Gasket		2	
37	576.1.046.1A	Bracket		1	
38	576.1.047.1A	Bracket		2	
39	576.1.048.1A	Bracket		2	
40	749.4.009.1A	Nut		11	
41	746.4.007.1A	Quik fastening		8	

CATALOGUE No: 915.1.243.2A
ISSUED: 12 - 06

DRAWING 020 FRONT HEAD-LIGHT AND INSTRUMENT PANEL



DRAWING

020

FRONT HEAD-LIGHT AND INSTRUMENT PANEL


NOTES NO.	CODE NO.	DESCRIPTION	VALIDITY	Q.TY
				
1	829.2.604.1A	R.H. mirror holder		1
2	772.5.031.1AB	Screw		3
3	829.1.369.3B	RH headlight support. (MAGNESIUM)		1
4	772.5.029.1AB	Screw		12
5	750.4.010.1A	Nut		4
6	775.1.008.3A	Screw		4
7	460.1.120.2A	Mudflap		1
8	520.4.023.1B	High beam		1
9	829.1.370.3B	LH headlight support. (MAGNESIUM)		1
10	462.9.012.8A	Spring pin		2
11	835.1.005.1B	Knob		2
12	772.5.038.1AB	Screw		5
13	872.1.036.2A	LH mirrors support plug		1
14	829.2.605.1A	L.H. mirror holder		1
15	520.4.022.1C	Low beam		1
16	536.2.002.2A	Parking light assy		1
17	872.1.037.2A	RH mirrors support plug		1
18	684.1.056.1B	L.H. stud bolt		1
19	684.1.057.1B	R.H. Stud bolt		1
20	552.4.012.1A	Air temperature sensor		1
21	764.1.022.1A	Vibration damper pad		3
22	406.1.015.1F	Complete instrument panel		1
23	772.5.035.1A	Screw		2
24	829.1.401.1A	Holder sensor		1
25	866.1.036.1A	Rubber pad		2
26	826.1.015.1A	Plate		1
27	821.1.184.1A	Pin		1

CATALOGUE No:

ISSUED:

915.1.243.2A

12 - 06

NOTES NO.	CODE NO.	DESCRIPTION	VALIDITY	Q.TY
				
28	764.1.059.1A	Rearview mirror support rubber (L.H.)		1
29	764.1.047.1A	Rearview mirror support rubber (R.H.)		1
30	390.4.009.1A	Bulb 10W		2
31	390.4.017.1A	Bulb 12V-10W		1
32	539.4.041.1A	Push-button		2
33	772.1.060.1A	Screw		2

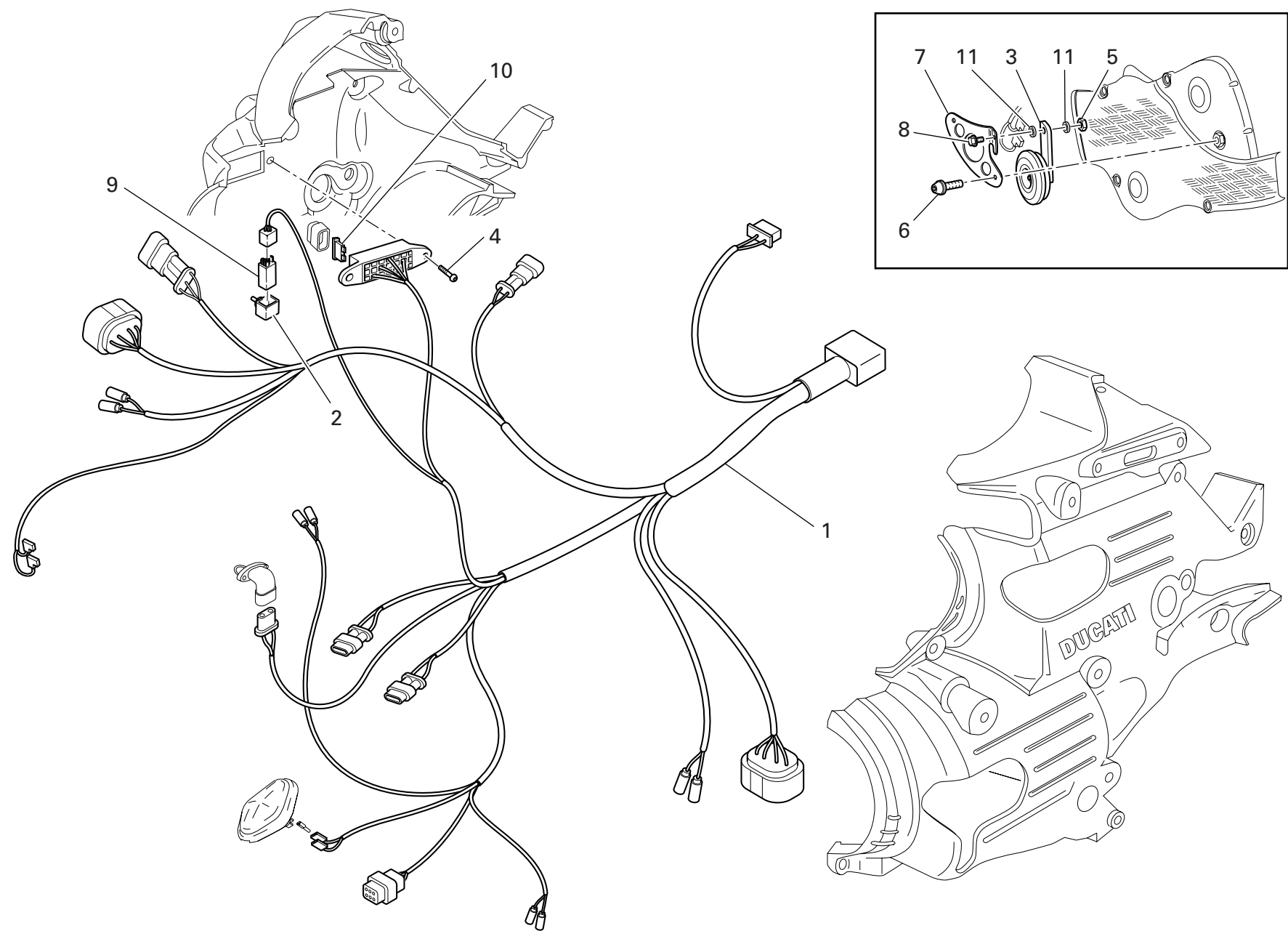
CATALOGUE No:

ISSUED:

915.1.243.2A

12 - 06

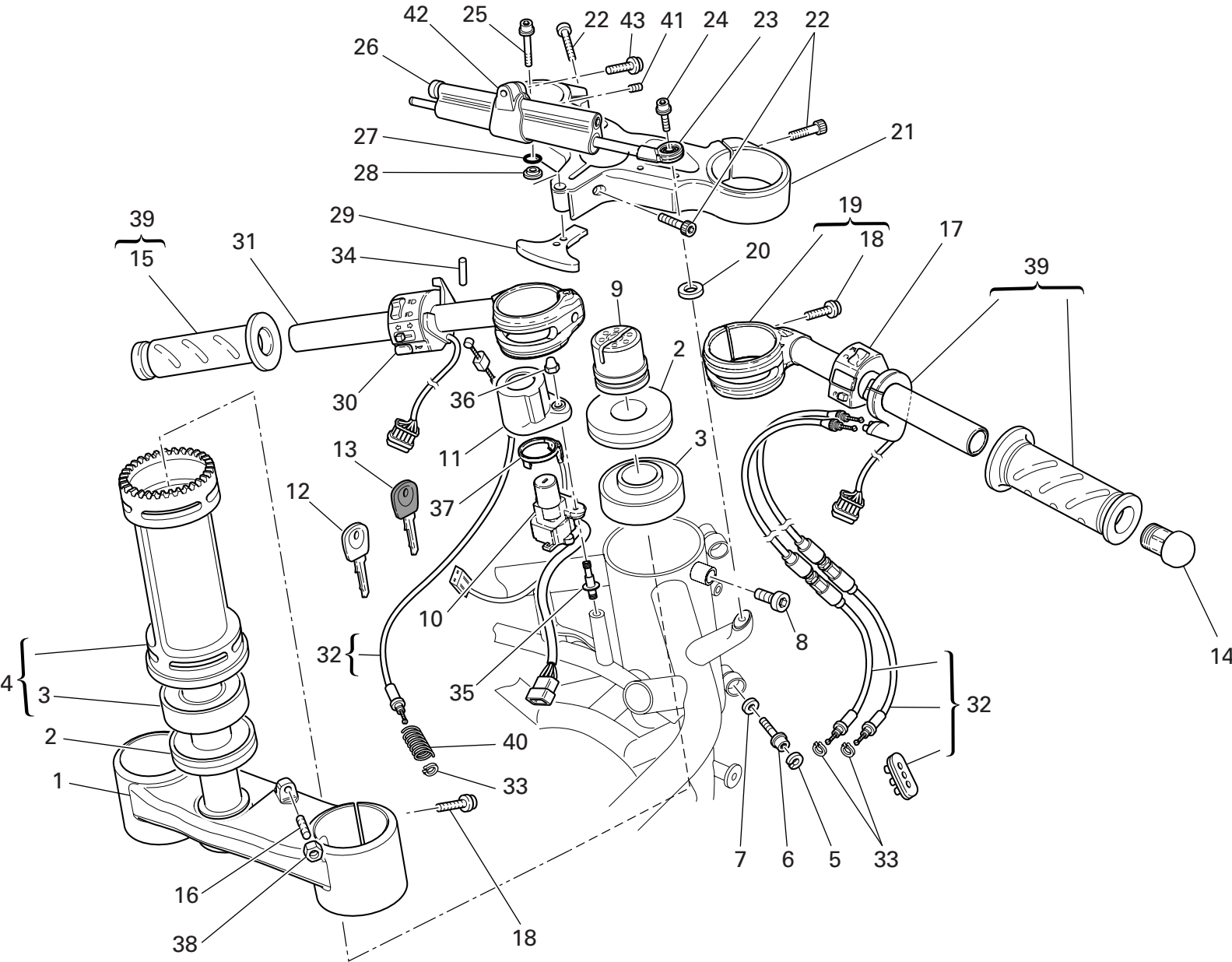
DRAWING 020a FRONT WIRING



DRAWING 020a FRONT WIRING

NOTES NO.	CODE NO.	DESCRIPTION	VALIDITY	Q.TY
1	510.1.390.1A	Front wiring		1
2	829.1.190.1A	Rubber holder		1
3	516.4.003.1B	Horn (BLACK)		1
4	775.1.035.1B	Screw		2
5	749.4.004.1A	Nut		1
6	772.5.032.1A	Screw		2
7	829.1.386.1A	Bracket		1
8	772.1.061.1A	Screw		1
9	541.4.007.1A	Relay		1
10	389.4.006.1A	Fuse 3A		1
10	389.4.007.1A	Fuse 7.5A		1
10	389.4.008.1A	Fuse 15A		1
10	389.4.013.1A	Fuse 20A		1
11	716.1.111.1A	Spacer		2

NOTES NO.	CODE NO.	DESCRIPTION	VALIDITY	Q.TY
-----------	----------	-------------	----------	------




DRAWING 021

HALF-HANDLEBARS - SHOCK-ADSORBER

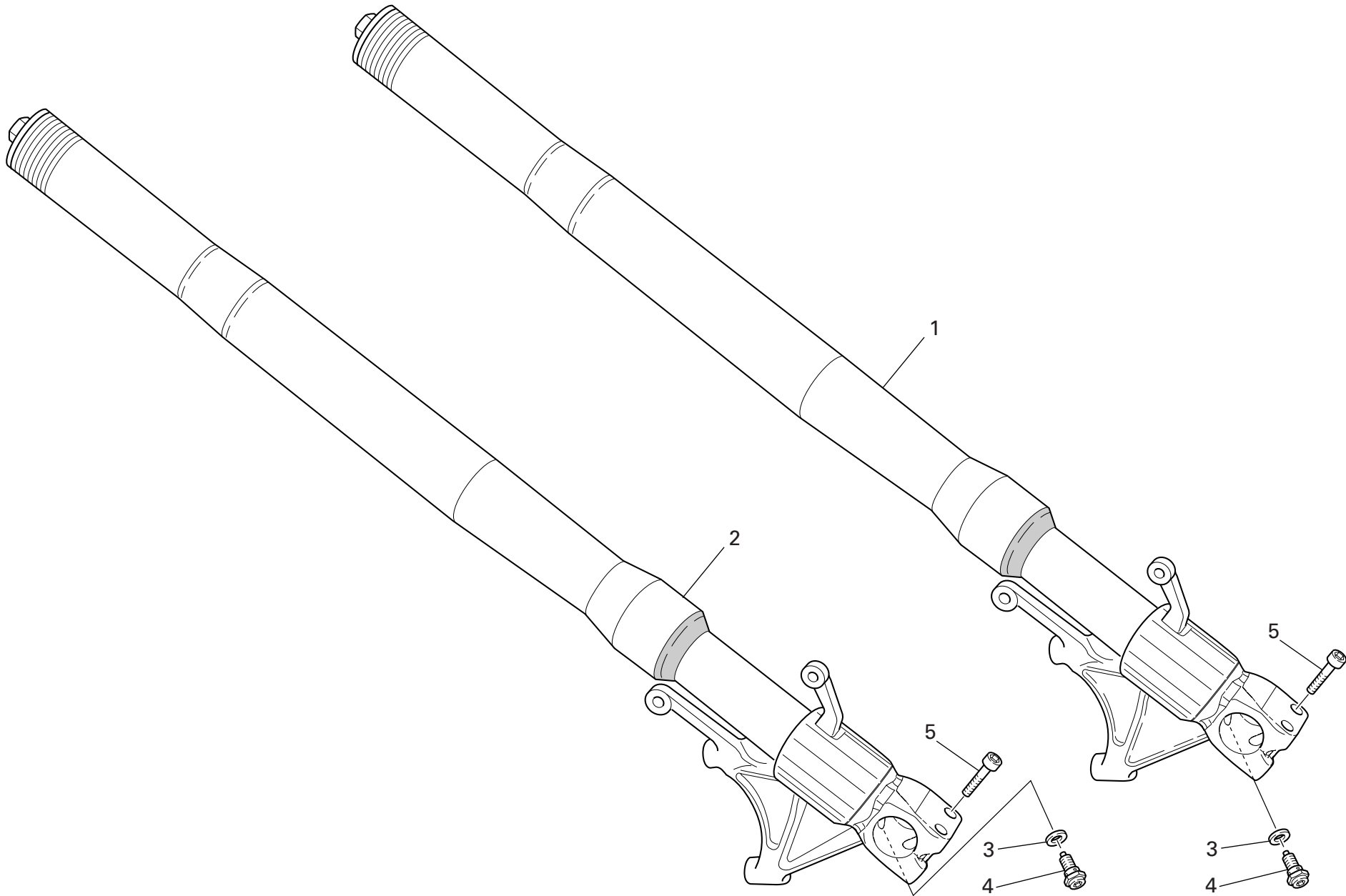
NOTES NO.	CODE NO.	DESCRIPTION	VALIDITY	Q.TY 
1	342.2.033.1A	Steering head base assembly		1
2	930.1.004.1A	Seal ring		2
3	702.4.004.1A	Bearing		2
4	343.2.005.1A	Tube		1
5	884.5.001.1A	Circlip		2
6	771.5.723.8B	Screw		2
7	852.1.071.1A	Washer		2
8	779.1.060.1A	Special screw		1
9	703.1.013.1A	Ring nut		1
10	652.4.006.1A	Key-operated switch		1
11	246.1.076.1A	Cover		1
12	598.4.016.1A	Wrench with Transponder		1
13	598.4.018.1A	Wrench without Transponder		1
14	872.1.015.1A	Cap		2
15	361.1.002.1A	Grip (L.H.)		1
16	779.1.298.1A	Special screw		2
17	650.4.008.1B	R.H. switch		1
18	771.5.725.8B	Screw		6
19	360.1.043.1A	R.H. handlebar		1
20	713.1.209.1A	Spacer		1
21	341.1.041.2A	Steering head		1
22	771.5.727.8B	Screw		3
23	848.2.002.1A	Joint		1
24	771.5.666.8B	Screw		1
25	771.1.045.1A	Screw		1
26	364.1.003.1A	Steering damper		1
27	886.5.014.1A	O-ring		1

CATALOGUE No: 915.1.243.2A
ISSUED: 12 - 06

NOTES NO.	CODE NO.	DESCRIPTION	VALIDITY	Q.TY 
28	713.1.210.1A	Spacer		1
29	341.1.036.1A	Steering lock arm		1
30	651.4.013.1A	L.H. switch		1
31	360.1.044.1A	L.H. handlebar		1
32	656.2.001.1A	Cables and rubber unit		1
33	0170.91.730	Ring		3
34	861.5.013.1A	Spring pin		2
35	779.1.252.1B	Special screw		2
36	749.4.002.1A	Nut		2
37	518.4.004.1C	Antenna		1
38	747.5.003.1A	Nut		2
39	654.2.016.1A	Throttle control		1
40	799.1.171.1A	Starter control transmission return spring		1
41	778.5.009.1A	Threaded dowel		1
42	808.2.047.1A	Clamp		1
43	771.1.040.1A	Screw		1

CATALOGUE No: 915.1.243.2A
ISSUED: 12 - 06

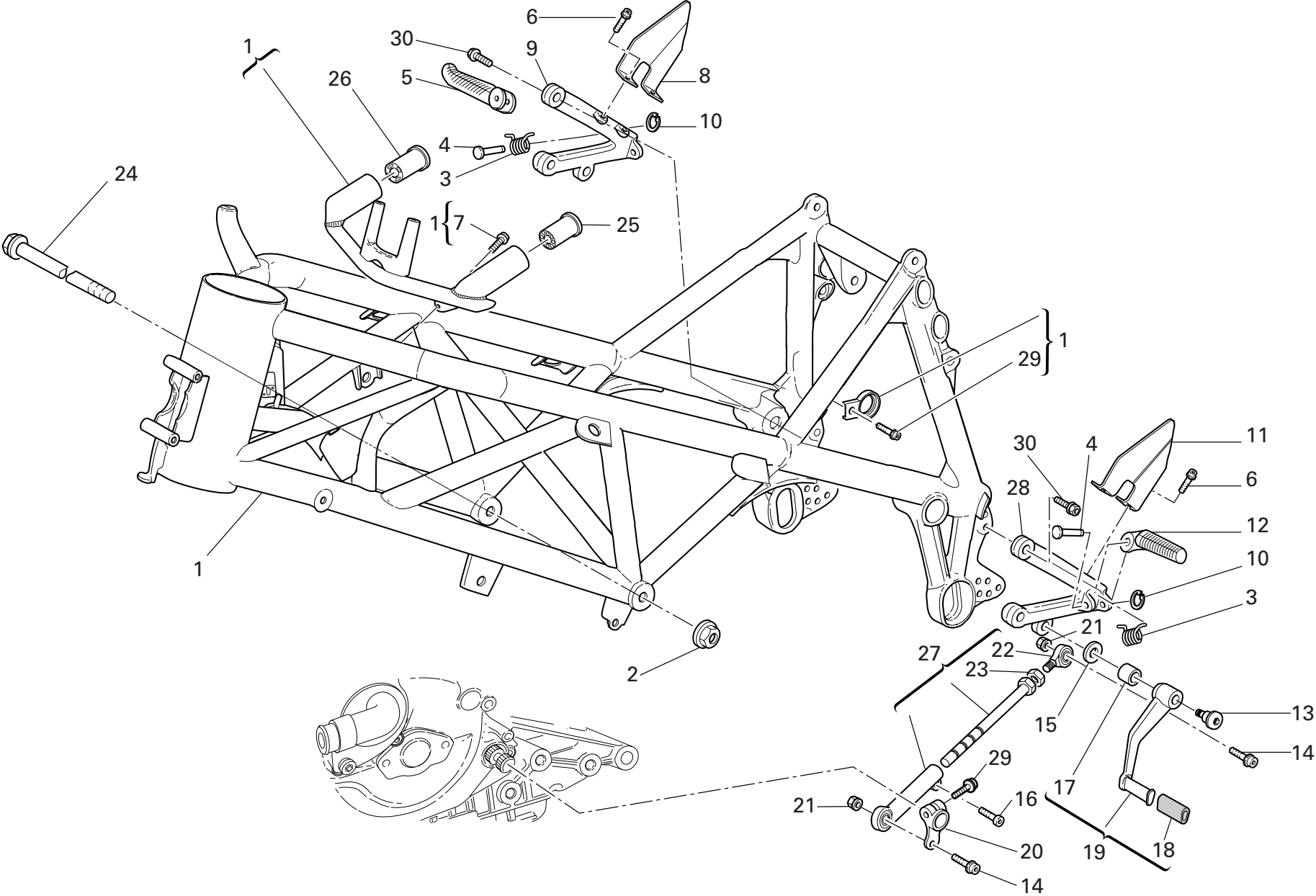
DRAWING 021a FRONT FORK




DRAWING 021a FRONT FORK

NOTES NO.	CODE NO.	DESCRIPTION	VALIDITY	Q.TY
1	340.2.242.1D	L.H. fork leg assembly		1
2	340.2.241.1D	R.H. fork leg assembly		1
3	349.1.096.1A	Special washer		2
4	349.2.010.1A	Adjusting screw		2
5	779.1.371.1A	Screw		4

NOTES NO.	CODE NO.	DESCRIPTION	VALIDITY	Q.TY
-----------	----------	-------------	----------	------



DRAWING 022 FRAME

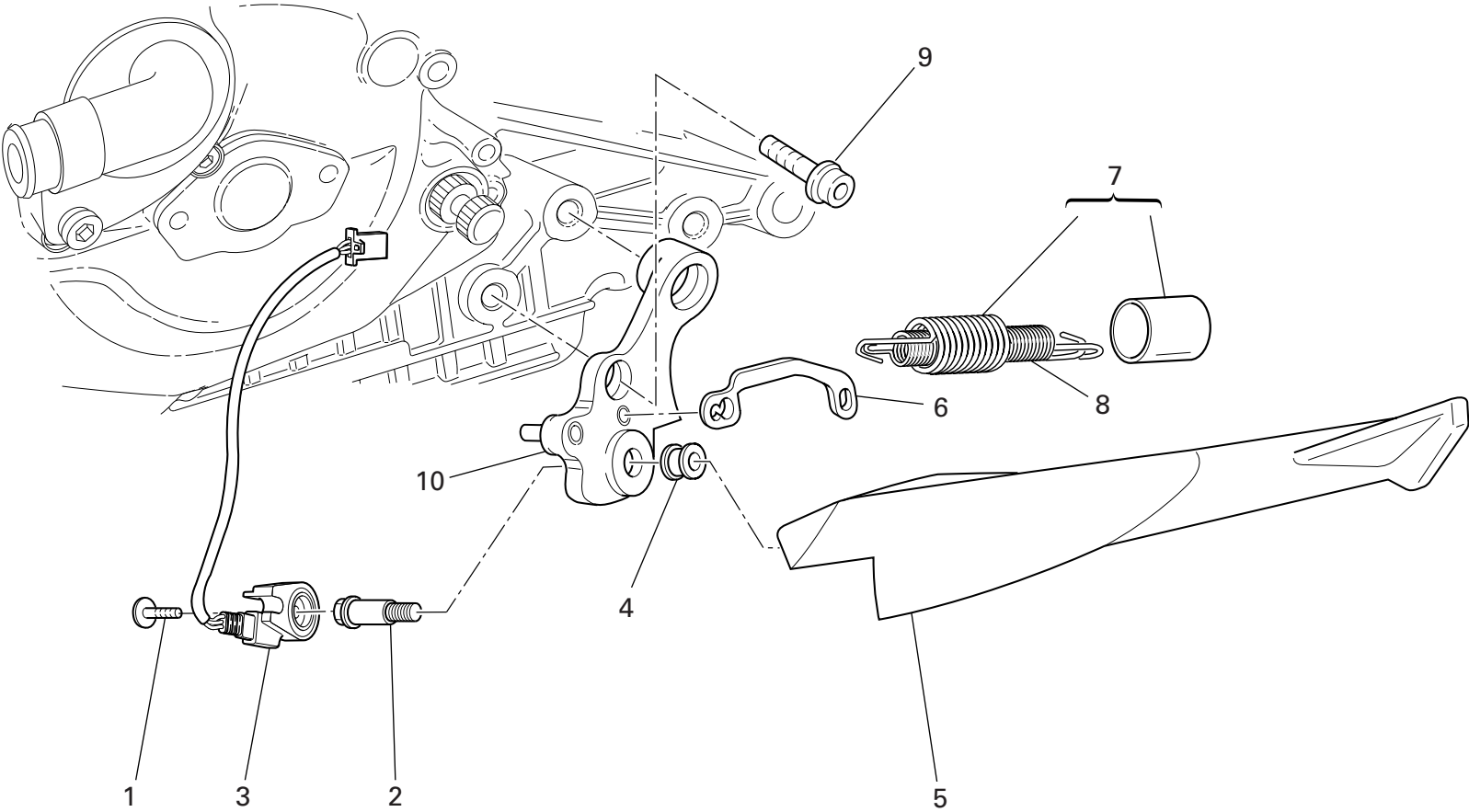
NOTES NO.	CODE NO.	DESCRIPTION	VALIDITY	Q.TY 
1	470.2.178.3AW	Frame (RED)		1
2	748.4.002.1A	Nut		2
3	799.1.166.1A	Spring		2
4	821.1.051.1AB	Pin		2
5	464.1.006.1A	Foot peg (front) (R.H.)		1
6	771.5.637.8B	Screw		4
7	771.5.723.8B	Screw		2
8	247.1.191.1B	R.H. protection		1
9	824.1.083.1B	R.H. foot peg holder plate		1
10	884.5.003.1A	Ring		2
11	247.1.192.1B	L.H. protection		1
12	464.1.005.1A	Foot peg (front) (L.H.)		1
13	821.1.170.1A	Pin		1
14	771.5.667.8B	Screw		2
15	852.1.151.1A	Washer		1
16	771.5.665.8B	Screw		1
17	712.1.034.1A	Bush		1
18	764.1.011.1A	Rubber pad		1
19	456.2.033.1C	Gearchange lever		1
20	456.1.006.2A	Gearchange control lever		1
21	749.4.004.1A	Nut		2
22	848.5.002.1A	Ball joint		1
23	747.5.003.1A	Nut		1
24	779.1.213.1A	Screw		2
25	764.1.051.1A	Rubber pad		1
26	764.1.050.1A	Rubber pad		1
27	117.2.034.1B	Gearbox transmission rod assembly		1

CATALOGUE No: 915.1.243.2A
ISSUED: 12 - 06


NOTES NO.	CODE NO.	DESCRIPTION	VALIDITY	Q.TY 
28	824.1.084.1B	L.H. foot peg holder plate		1
29	771.5.666.8B	Screw		2
30	771.1.041.1A	Screw		4

CATALOGUE No: 915.1.243.2A
ISSUED: 12 - 06

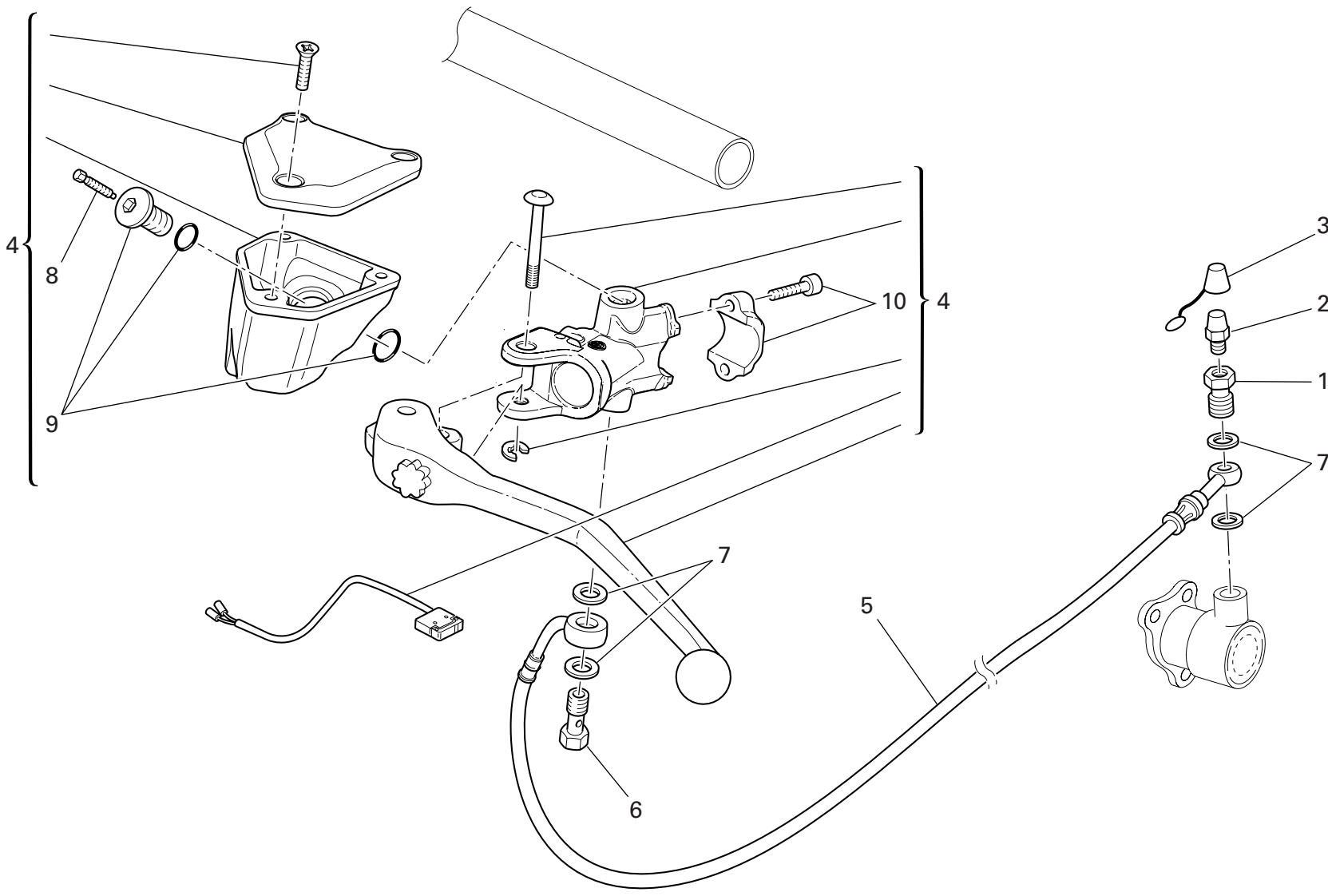
DRAWING 022a STAND




DRAWING 022a STAND

NOTES NO.	CODE NO.	DESCRIPTION	VALIDITY	Q.TY	
1	779.4.005.2A	Screw		1	
2	821.1.134.1A	Pin		1	
3	539.1.022.1A	Switch		1	
4	711.1.113.1A	Bush		1	
5	556.1.031.1A	Side stand		1	
6	829.1.366.1A	Plate		1	
7	799.2.159.1A	Complete spring		1	
8	799.1.158.1A	Inner spring		1	
9	771.5.154.8B	Screw		2	
10	556.2.032.1B	Plate		1	

NOTES NO.	CODE NO.	DESCRIPTION	VALIDITY	Q.TY	
-----------	----------	-------------	----------	------	---

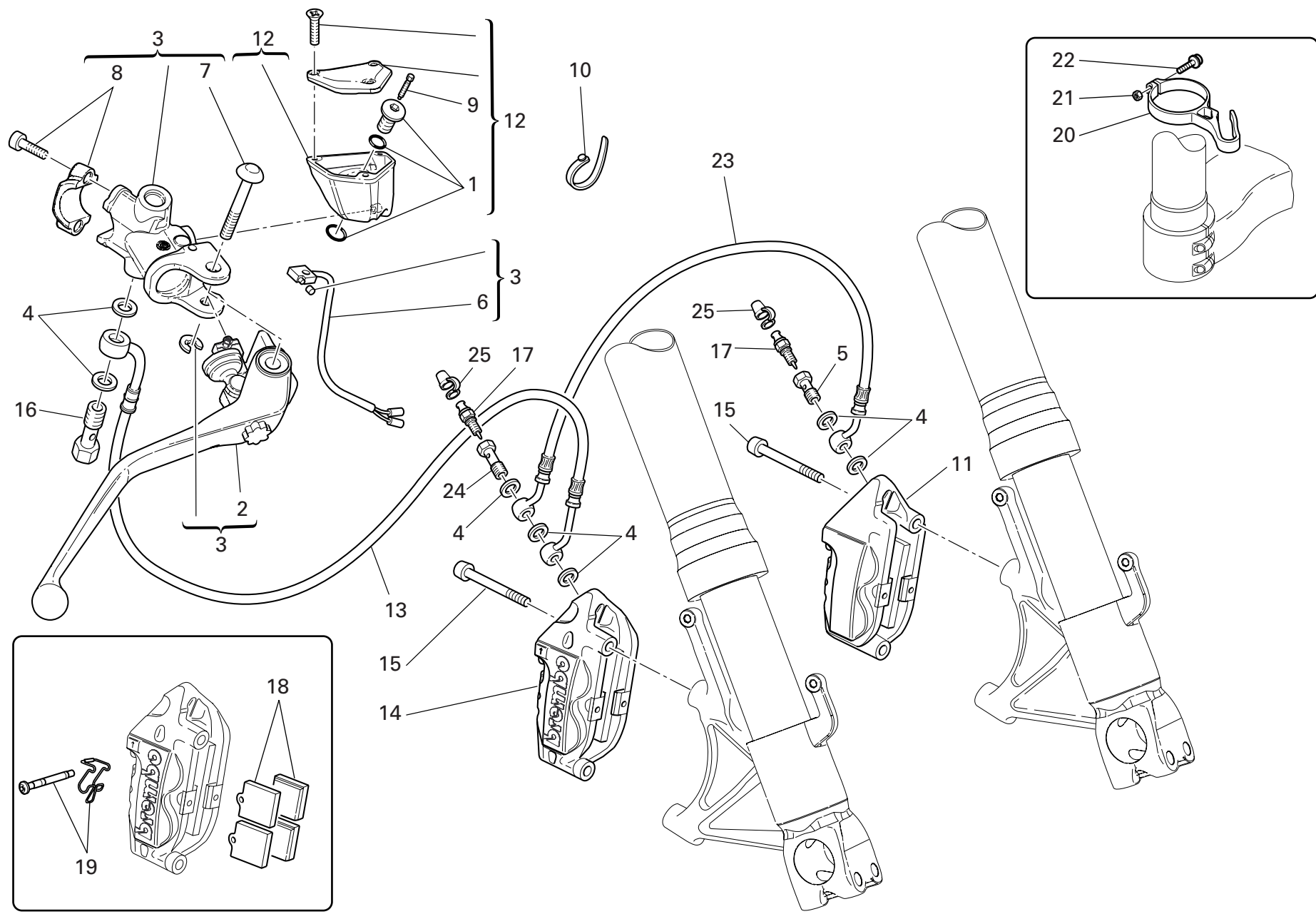


DRAWING 023 CLUTCH CONTROL

NOTES NO.	CODE NO.	DESCRIPTION	VALIDITY	Q.TY
				
1	779.1.397.1A	Special screw		1
2	0000.33552	Bleed		1
3	612.4.005.1A	Dust seal		1
4	630.4.026.1A	Clutch drive pump		1
5	632.1.028.1A	Clutch control pipe (METAL PLAITED)		1
6	779.1.366.1AB	Special screw		1
7	852.5.024.1A	Gasket th.1		4
8	612.4.023.1A	Bleed		1
9	771.4.014.1A	Oil duct filler		1
10	626.4.031.1A	Bracket		1

NOTES NO.	CODE NO.	DESCRIPTION	VALIDITY	Q.TY
				

DRAWING 024 FRONT HYDRAULIC BRAKE

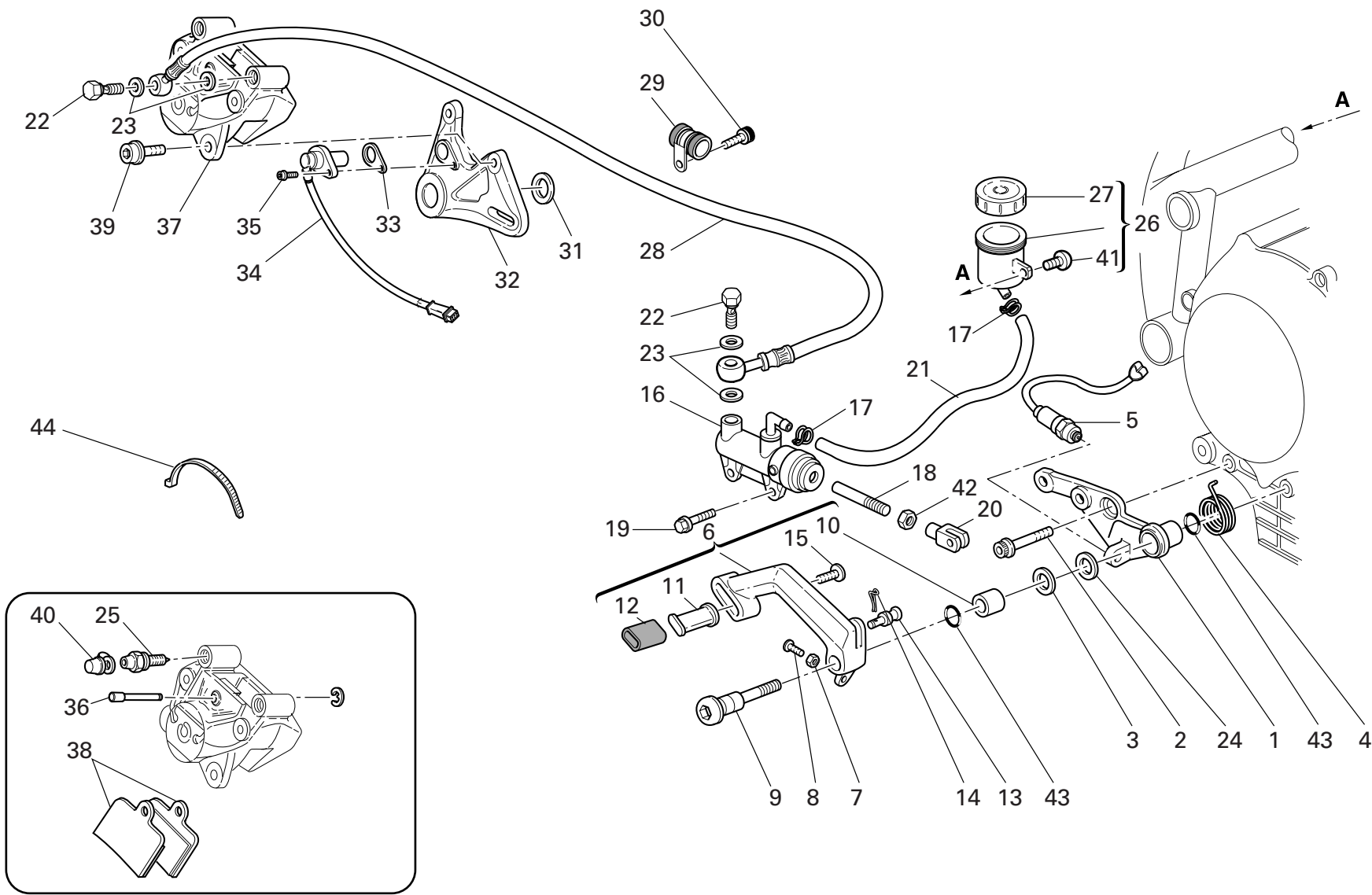


DRAWING 024 FRONT HYDRAULIC BRAKE


NOTES NO.	CODE NO.	DESCRIPTION	VALIDITY	Q.TY 
1	771.4.014.1A	Oil duct filler		1
2	631.4.019.1A	Brake control lever		1
3	624.4.034.1A	Front brake pump		1
4	852.5.024.1A	Gasket th.1		7
5	779.1.397.1A	Special screw		1
6	539.4.035.1A	Microswitch		1
7	626.4.032.1A	Pin		1
8	626.4.031.1A	Bracket		1
9	612.4.023.1A	Bleed		1
10	741.1.012.1A	Hose guide		1
11	610.4.051.1A	L.H. brake caliper		1
12	585.4.004.1A	Complete oil tank		1
13	618.4.059.1A	Tube		1
14	610.4.052.1A	R.H. brake caliper		1
15	779.1.331.1D	Screw		4
16	779.1.415.1A	Special screw		1
17	187.1.002.1A	Bleed		2
18	613.4.030.1A	Set of 4 pads		2
19	612.4.022.1A	Spare pins and spring		2
20	741.1.030.1B	Clamp		1
21	747.5.011.1A	Nut		1
22	771.1.044.1A	Screw		1
23	618.4.057.1A	Front brake line		1
24	779.1.465.1A	Special screw		1
25	612.4.005.1A	Dust seal		2

NOTES NO.	CODE NO.	DESCRIPTION	VALIDITY	Q.TY 
-----------	----------	-------------	----------	--

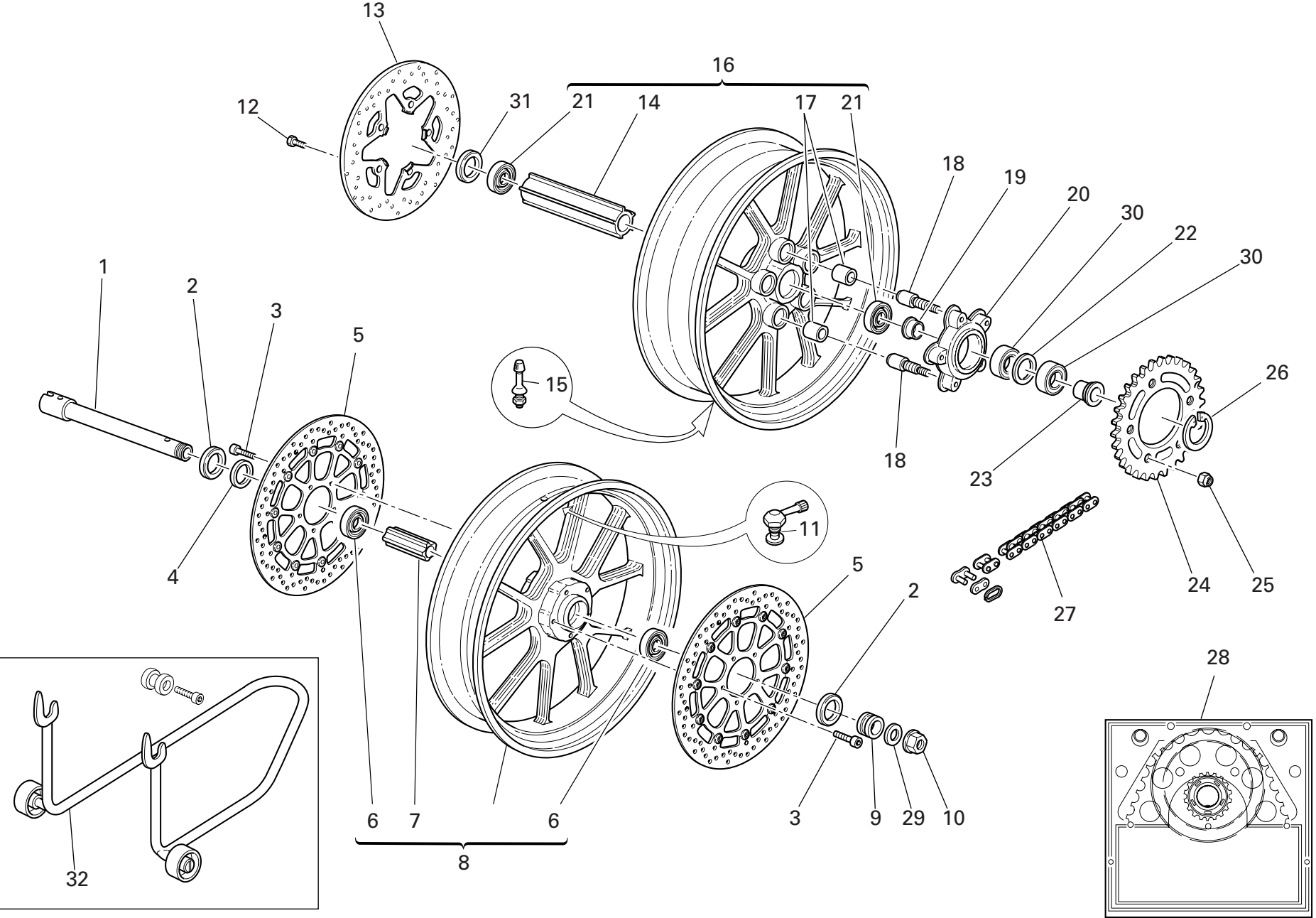
DRAWING 025 REAR HYDRAULIC BRAKE




NOTES NO.	CODE NO.	DESCRIPTION	VALIDITY	Q.TY 
1	829.1.078.1A	Holder		1
2	771.5.754.8B	Screw		1
3	852.1.154.1A	Washer		1
4	799.1.083.1B	Spring		1
5	539.4.003.1B	Switch		1
6	457.2.013.1AB	Brake control lever		1
7	747.5.005.1B	Nut		1
8	779.1.237.1B	Adjusting screw		1
9	821.1.052.1AB	Pedal pin		1
10	712.1.034.1A	Bush		1
11	455.1.010.1AB	Brake lever pin		1
12	764.1.011.1A	Rubber pad		1
13	821.1.162.1A	Pin		1
14	685.5.002.1A	Split pin		1
15	779.1.293.1A	Special screw		1
16	625.4.009.1A	Rear brake pump		1
17	741.4.043.1A	Hose guide		2
18	117.1.044.1A	Adjuster rod		1
19	772.5.029.1AB	Screw		2
20	184.1.005.1A	Fork		1
21	877.1.091.1A	Tube		1
22	779.1.366.1AB	Special screw		2
23	852.5.024.1A	Gasket th.1		4
24	852.1.158.1A	Washer		1
25	631.4.016.1A	Bleed		1
26	0000.61078	Complete oil tank		1
27	893.4.005.1A	Cap		1

NOTES NO.	CODE NO.	DESCRIPTION	VALIDITY	Q.TY 
28	619.4.026.1A	Rear brake line (METAL PLAITED)		1
29	741.4.099.1A	Hose guide		3
30	771.1.226.1A	Screw		3
31	713.1.205.1A	Inner spacer		1
32	825.1.028.2A	Caliper holder plate		1
33	713.1.192.1A	Spacer		1
34	552.4.037.1A	Sensor		1
35	771.5.665.8B	Screw		1
36	612.4.016.1A	Spare pins and spring		2
37	611.4.020.1A	Rear brake caliper		1
38	613.4.038.1A	Pads pair		1
39	771.5.723.8B	Screw		2
40	612.4.008.1A	Dust seal		1
41	779.5.056.8B	Screw		1
42	747.5.003.1A	Nut		1
43	0000.01199	O-ring		2
44	741.4.038.1A	Hose guide		4


DRAWING 026 FRONT AND REAR WHEELS



DRAWING 026 FRONT AND REAR WHEELS

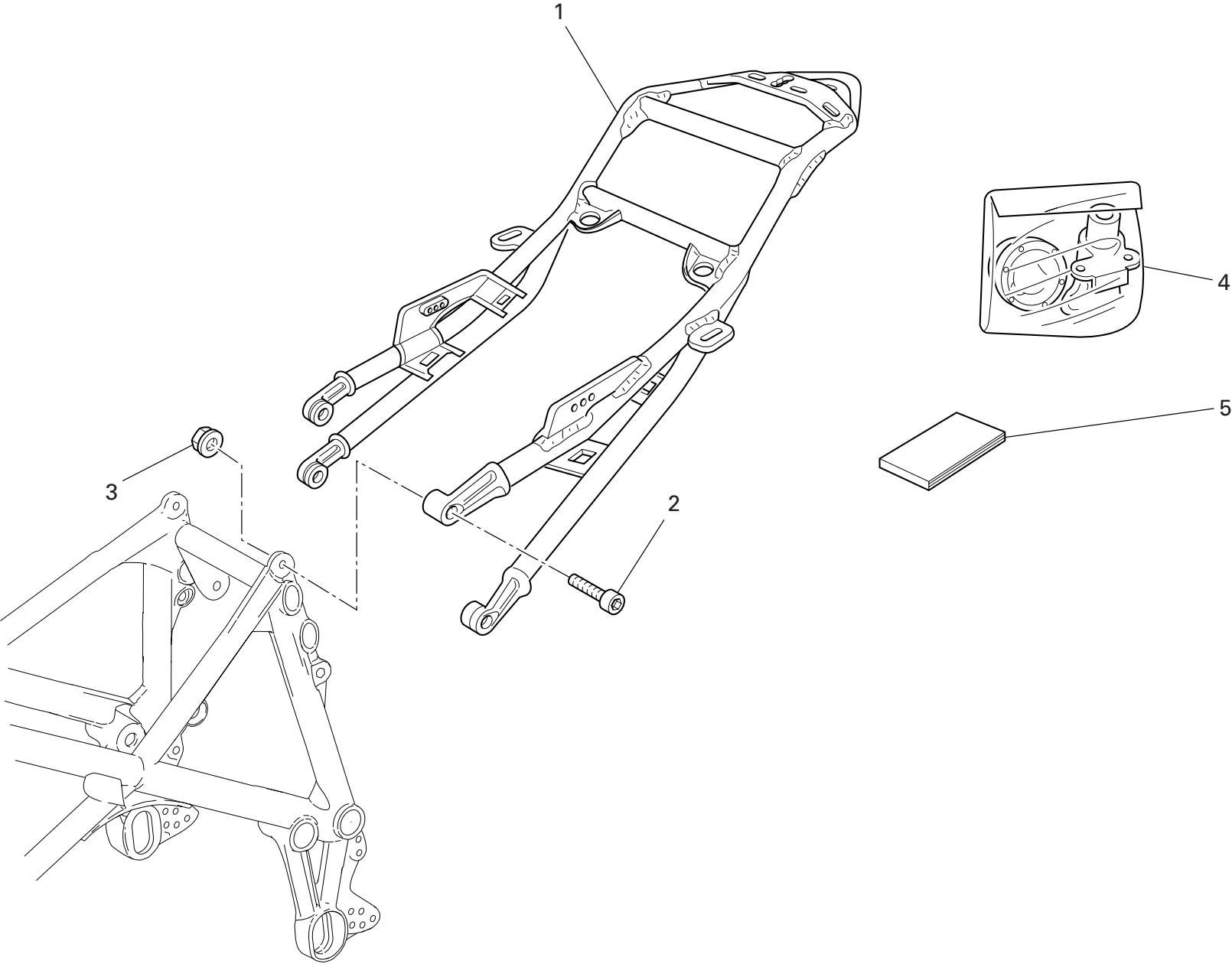
NOTES NO.	CODE NO.	DESCRIPTION	VALIDITY	Q.TY 
1	819.1.043.1A	Front wheel spindle		1
2	930.4.052.1A	Seal ring		2
3	779.1.399.1A	Screw		10
4	713.1.196.1A	R.H. spacer		1
5	492.4.075.1A	Front brake disc ø320		2
6	702.5.045.1A	Bearing		2
7	714.1.047.1A	Inner spacer		1
8	501.2.102.1AB	Front wheel rim (BLACK)		1
9	713.1.197.3A	L.H. spacer		1
10	748.1.014.1A	Nut		1
11	497.2.001.2A	Valve		1
12	779.1.311.1A	Screw		5
13	492.4.077.1A	Rear brake disc		1
14	714.1.057.1A	Inner spacer		1
15	497.2.003.1A	Valve		1
16	502.2.102.1AB	Rear wheel rim (BLACK)		1
17	700.1.005.1A	Vibration damper		5
18	821.1.009.1B	Pin		5
19	710.1.084.1A	Bush		1
20	160.1.092.2A	Rear sprocket flange		1
21	702.5.050.1A	Bearing		2
22	713.1.184.1A	Inner spacer		1
23	713.1.186.1A	Spacer		1
24	494.1.081.1A	Ring gear z=36		1
25	748.4.024.1AB	Nut		5
26	884.4.006.1A	Circlip		1
27	676.4.037.1A	Chain 95+1		1

CATALOGUE No: 915.1.243.2A
ISSUED: 12 - 06


NOTES NO.	CODE NO.	DESCRIPTION	VALIDITY	Q.TY 
28	676.2.043.1A	Final drive kit		1
29	852.1.181.1A	Washer		1
30	702.4.038.1A	Bearing		2
31	930.4.039.1A	Seal ring		1
32	555.2.012.1B	Rear stand		1

CATALOGUE No: 915.1.243.2A
ISSUED: 12 - 06

DRAWING 027 REAR FRAME

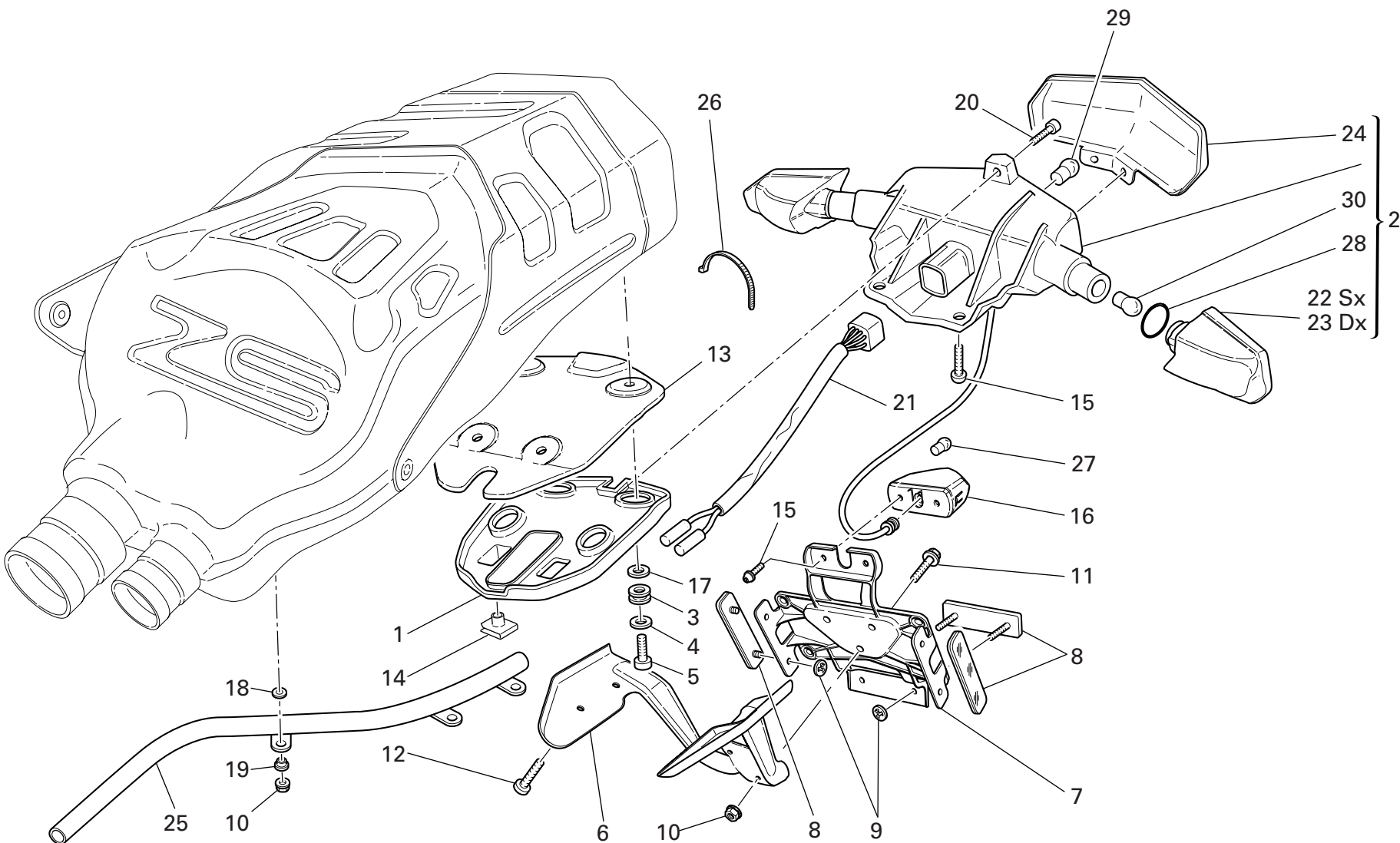


DRAWING 027 REAR FRAME

NOTES NO.	CODE NO.	DESCRIPTION	VALIDITY	Q.TY	
1	471.1.009.3BW	Rear frame		1	
2	771.5.127.8C	Screw		4	
3	748.4.035.1A	Nut		4	
4	598.2.031.2D	Locks kit		1	
5	913.7.107.1A	Owner's manual		1	
F	5 913.7.107.1B	Owner's manual		1	
NL	5 913.7.107.1B	Owner's manual		1	
E	5 913.7.107.1C	Owner's manual		1	
P	5 913.7.107.1C	Owner's manual		1	
J	5 913.7.107.1D	Owner's manual		1	

NOTES NO.	CODE NO.	DESCRIPTION	VALIDITY	Q.TY	
-----------	----------	-------------	----------	------	---


DRAWING 027a NUMBER PLATE HOLDER



DRAWING 027a NUMBER PLATE HOLDER

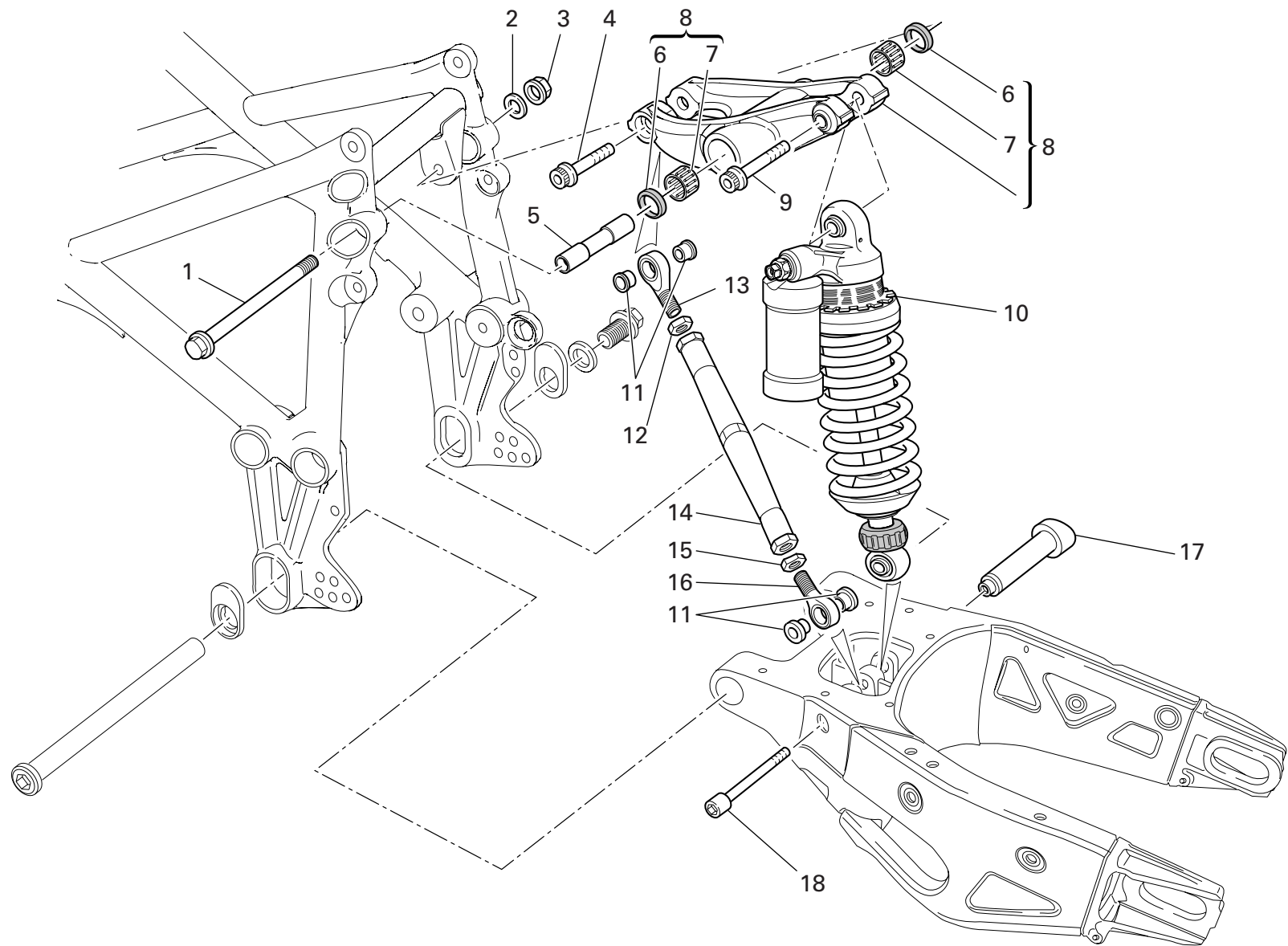
NOTES NO.	CODE NO.	DESCRIPTION	VALIDITY	Q.TY
				
1	525.1.013.1A	Headlight holder		1
2	525.1.012.1A	Tail light		1
3	764.1.064.1A	Vibration damper pad		4
4	852.1.148.1B	Washer		4
5	779.1.279.1C	Screw		4
6	830.1.263.2A	Bracket		1
7	561.1.024.1A	Holder		1
8	529.1.010.1A	Reflector		3
9	850.4.052.1A	Quik fastening		6
10	748.1.036.1A	Nut		6
11	772.5.032.1A	Screw		3
12	775.5.020.1A	Screw		4
13	460.1.119.1A	Taillight heat guard		1
14	850.4.047.1A	Quik fastening		3
15	775.1.029.1A	Screw		2
16	525.1.019.1A	Number plate light		1
17	852.1.162.1A	Washer		4
18	856.1.023.1A	Washer		3
19	716.1.108.1A	Spacer		3
20	775.1.017.1A	Screw		1
21	510.1.242.1A	Wiring		1
22	531.1.002.1A	LH rear indicator body		1
23	531.1.001.1A	RH rear indicator body		1
24	525.1.014.1A	Taillight glass		1
25	877.1.090.1A	Wiring protection		1
26	0691.91.030	Hose guide		1
27	8000.36230	Bulb		1

CATALOGUE No: 915.1.243.2A
ISSUED: 12 - 06


NOTES NO.	CODE NO.	DESCRIPTION	VALIDITY	Q.TY
				
28	886.5.042.1A	O-ring		2
29	390.4.003.1A	Two-light bulb 12V 5/21W		1
30	8000.36726	Bulb		2

CATALOGUE No: 915.1.243.2A
ISSUED: 12 - 06

DRAWING 028 REAR SUSPENSION

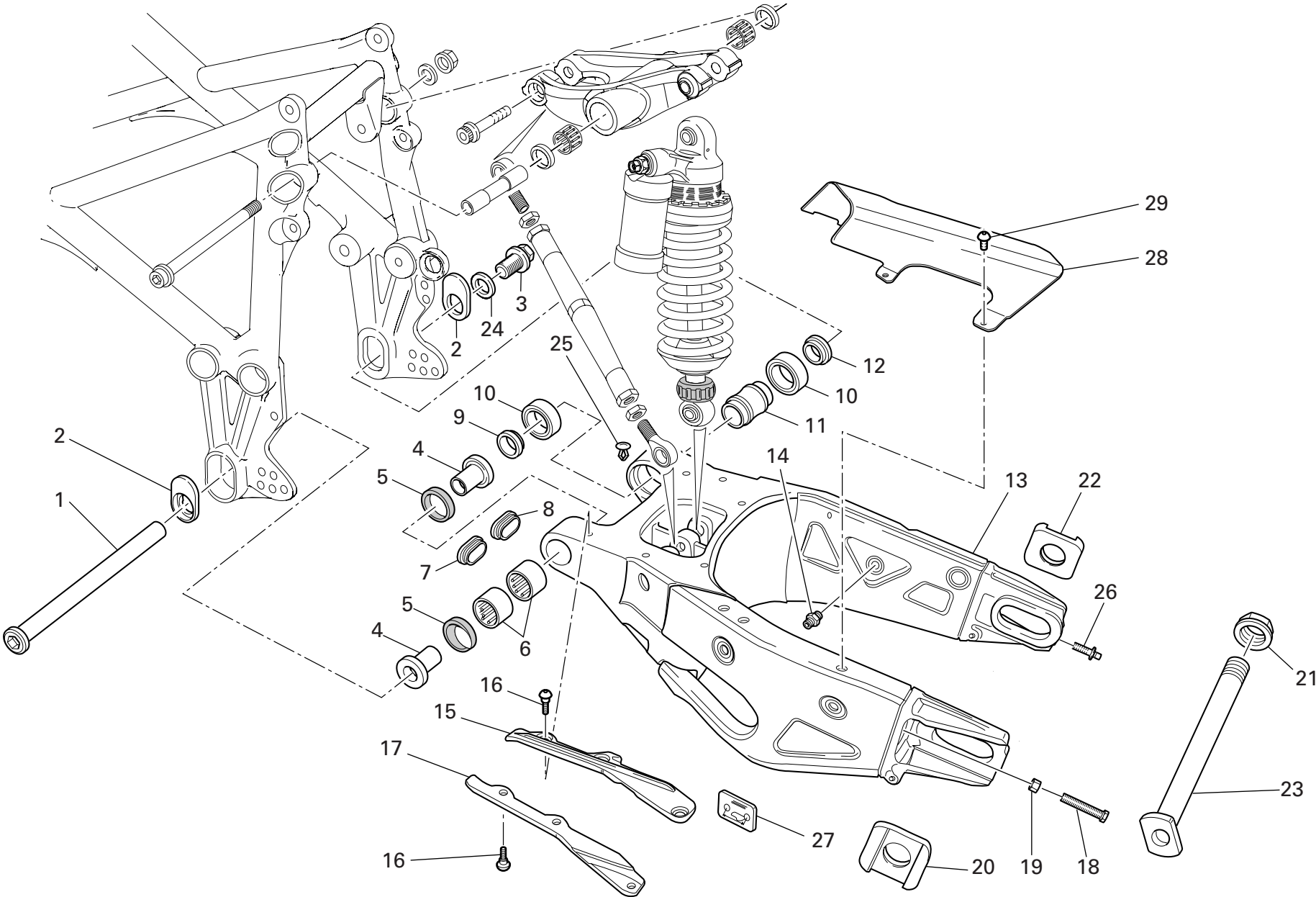


DRAWING 028 REAR SUSPENSION

NOTES NO.	CODE NO.	DESCRIPTION	VALIDITY	Q.TY 
1	771.1.031.1A	Screw		1
2	713.1.239.1A	Washer		1
3	748.4.037.1AB	Nut		1
4	771.5.937.8B	Screw		1
5	715.1.003.1A	Spacer		1
6	930.4.011.1A	Seal ring		2
7	701.4.004.1A	Needle bearing		2
8	372.2.003.2A	Rocker assembly		1
9	771.5.938.8B	Screw		1
10	365.2.069.1A	Shock absorber		1
11	710.1.025.1A	Bush		4
12	750.1.021.1A	Nut		1
13	76401.0010	Ball joint		1
14	875.1.073.1A	Tie rod		1
15	750.1.022.1A	Nut		1
16	76401.0009	Ball joint		1
17	750.1.112.1B	Bush		1
18	771.1.016.1A	Screw		1

NOTES NO.	CODE NO.	DESCRIPTION	VALIDITY	Q.TY 


DRAWING 028a REAR FORK



DRAWING 028a REAR FORK

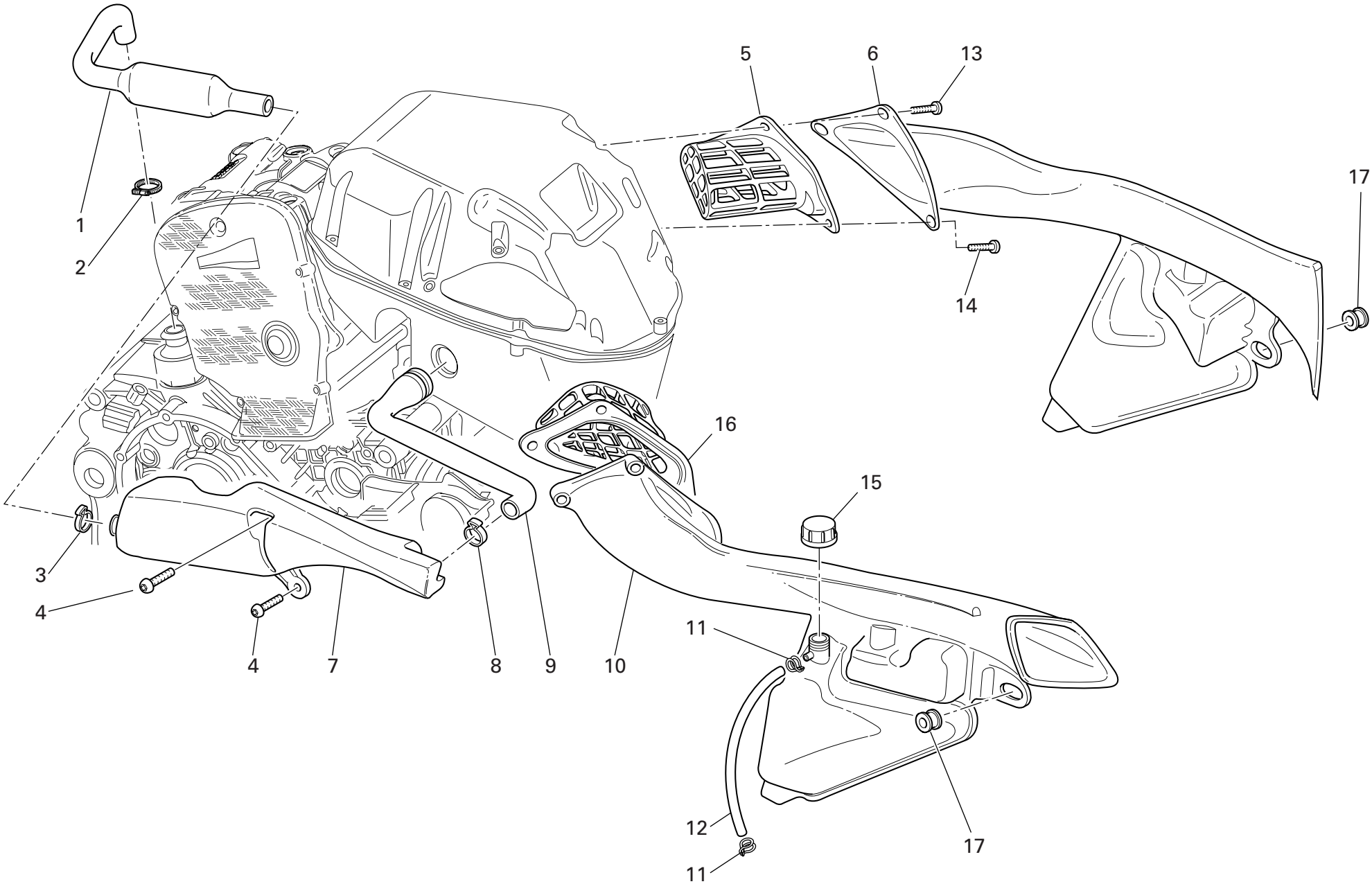
NOTES NO.	CODE NO.	DESCRIPTION	VALIDITY	Q.TY	
1	369.1.010.1A	Swingarm pivot		1	
2	756.1.007.1A	Eccentric		2	
3	772.1.028.1A	Screw		1	
4	710.1.090.1A	Bush		2	
5	930.5.012.1A	Seal ring		2	
6	701.4.017.1A	Needle bearing		2	
7	872.1.016.1A	Cap		1	
8	872.1.042.1A	L.H. cap		1	
9	712.1.029.1A	Spacer		1	
10	702.5.045.1A	Bearing		2	
11	713.1.187.1A	Spacer		1	
12	712.1.030.1A	Spacer		1	
13	370.1.044.2A	Swingarm		1	
14	832.1.026.1B	Pin		1	
15	447.1.056.1A	Lower chain sliding shoe		1	
16	775.1.008.1B	Screw		6	
17	447.1.055.1A	Upper chain sliding shoer		1	
18	779.1.373.1A	Special screw		2	
19	750.1.125.1A	Nut		2	
20	373.1.045.1A	LH chain slider		1	
21	750.1.061.1A	Nut		1	
22	373.1.046.1A	RH chain slider		1	
23	819.1.040.1A	Rear wheel spindle		1	
24	852.1.068.1B	Washer		1	
25	872.4.044.1A	Cap		2	
26	779.1.372.1A	Special screw		2	
27	433.1.316.1A	Chain adjustment sticker		1	

CATALOGUE No: 915.1.243.2A
ISSUED: 12 - 06


NOTES NO.	CODE NO.	DESCRIPTION	VALIDITY	Q.TY	
28	446.1.011.1A	Chain guard (CARBON)		1	
29	775.1.020.1A	Screw		3	

CATALOGUE No: 915.1.243.2A
ISSUED: 12 - 06

DRAWING 029 AIR INDUCTION - OIL VENT



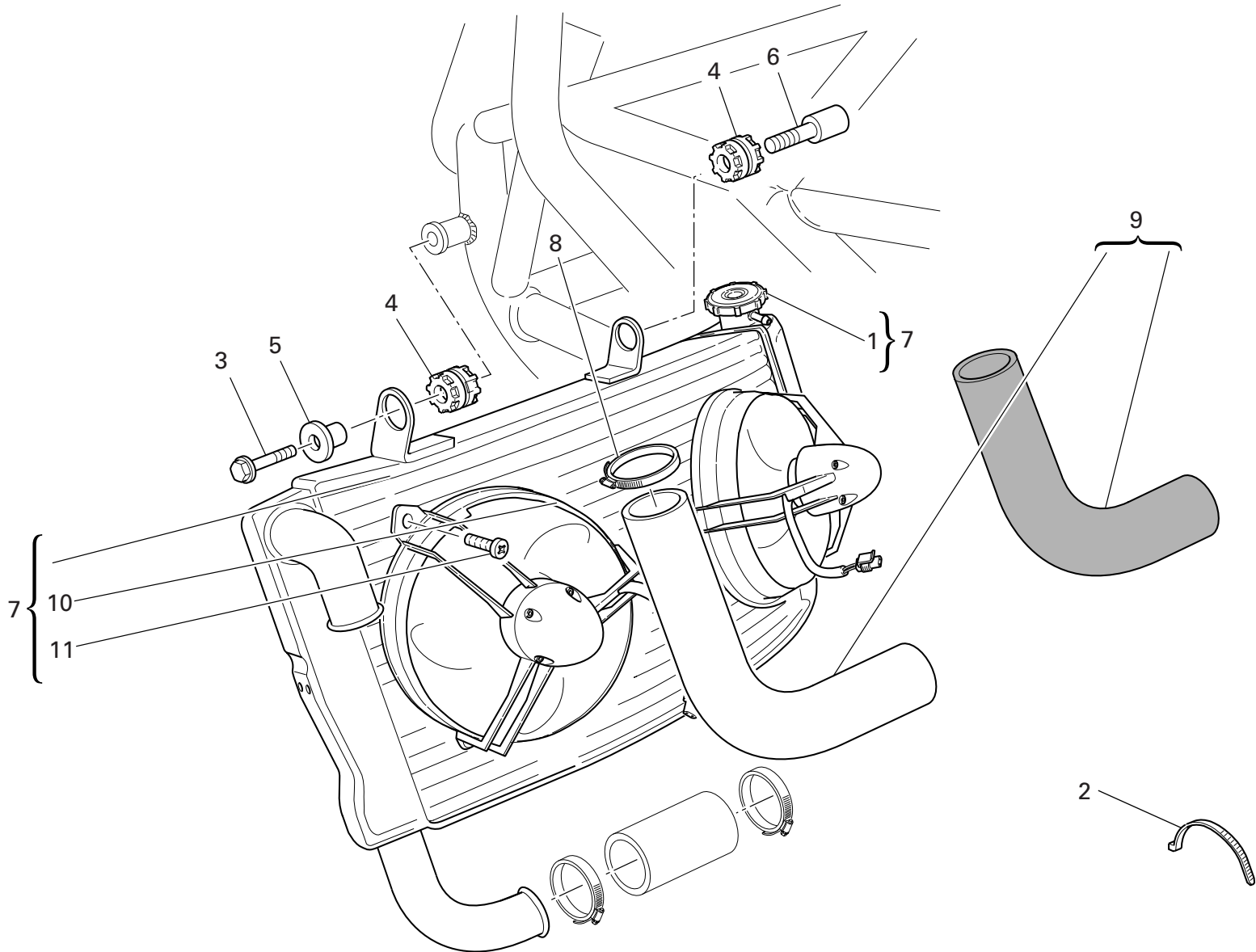
DRAWING 029 AIR INDUCTION - OIL VENT

NOTES NO.	CODE NO.	DESCRIPTION	VALIDITY	Q.TY 
1	876.2.003.1A	Tube		1
2	741.5.033.1B	Hose guide		1
3	8000.50454	Hose guide		1
4	775.1.008.3A	Screw		2
5	426.2.016.1A	LH air filter assembly		1
6	484.1.041.1A	L.H. air manifold		1
7	585.1.034.1A	Oil breather tank		1
8	8000.50450	Hose guide		1
9	876.2.004.1A	Breather pipe		1
10	484.1.042.1A	R.H. air manifold		1
11	741.1.029.1A	Spring clamp		2
12	934.1.003.2A	Tube		1
13	772.1.043.1A	Screw		4
14	772.1.042.1A	Screw		2
15	0000.40427	Tank cap		1
16	426.2.017.1A	RH air filter assembly		1
17	764.1.056.1A	Rubber pad		2


NOTES NO.	CODE NO.	DESCRIPTION	VALIDITY	Q.TY 
-----------	----------	-------------	----------	--

DRAWING 030

WATER RADIATOR ASSY

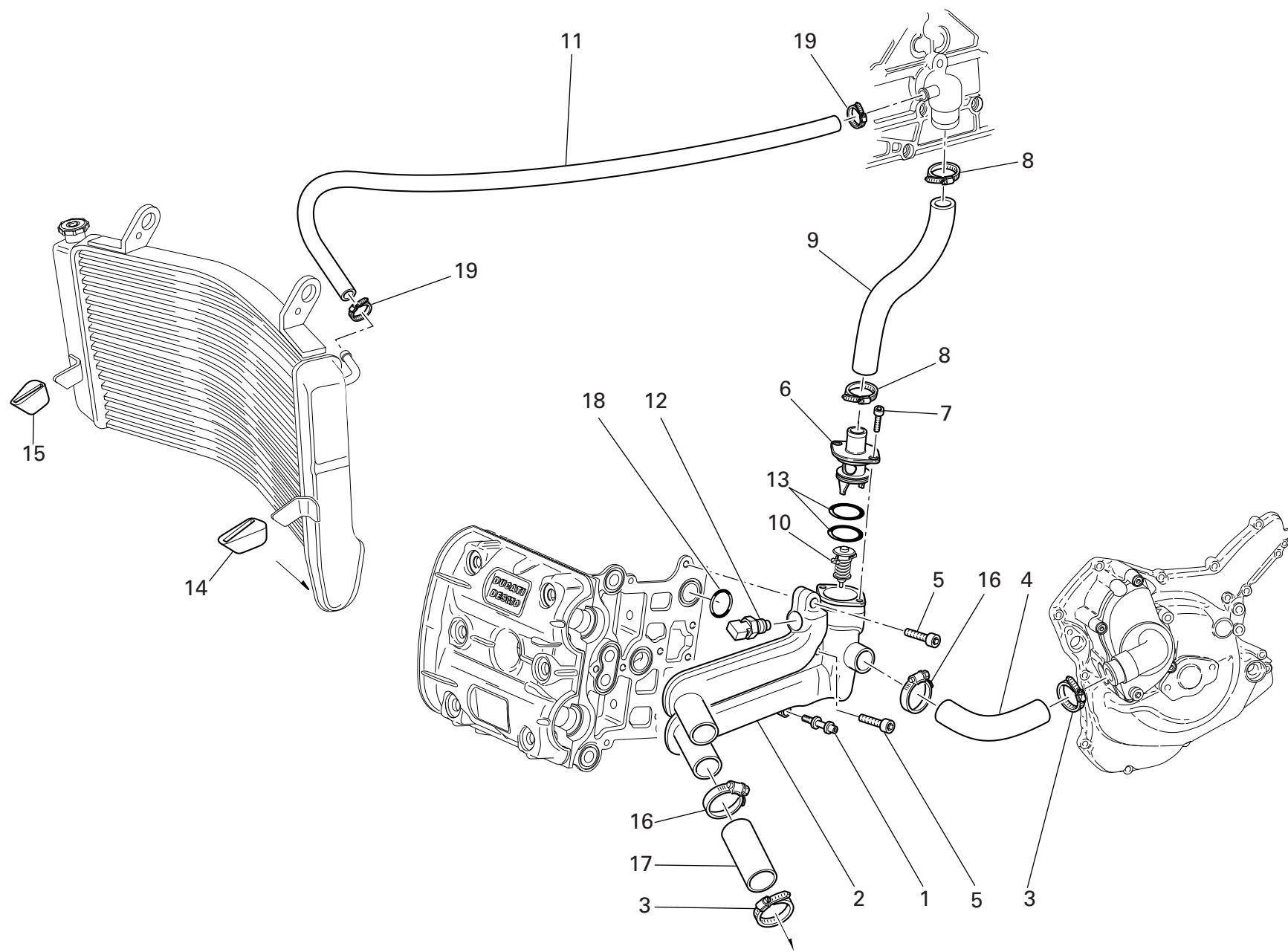


DRAWING 030 WATER RADIATOR ASSY


NOTES NO.	CODE NO.	DESCRIPTION	VALIDITY	Q.TY
				
1	893.1.003.1A	Radiator cap		1
2	741.4.038.1A	Hose guide		4
3	772.5.033.1AB	Screw		1
4	764.1.022.1A	Vibration damper pad		2
5	713.1.304.1A	Spacer		1
6	779.1.301.1AB	Special screw		1
7	548.4.041.2A	Water radiator		1
8	741.4.025.1A	Hose guide		1
9	800.2.121.1A	Hose		1
10	550.4.012.1A	Electric fan		2
11	779.4.076.1A	Screw		6

NOTES NO.	CODE NO.	DESCRIPTION	VALIDITY	Q.TY
				

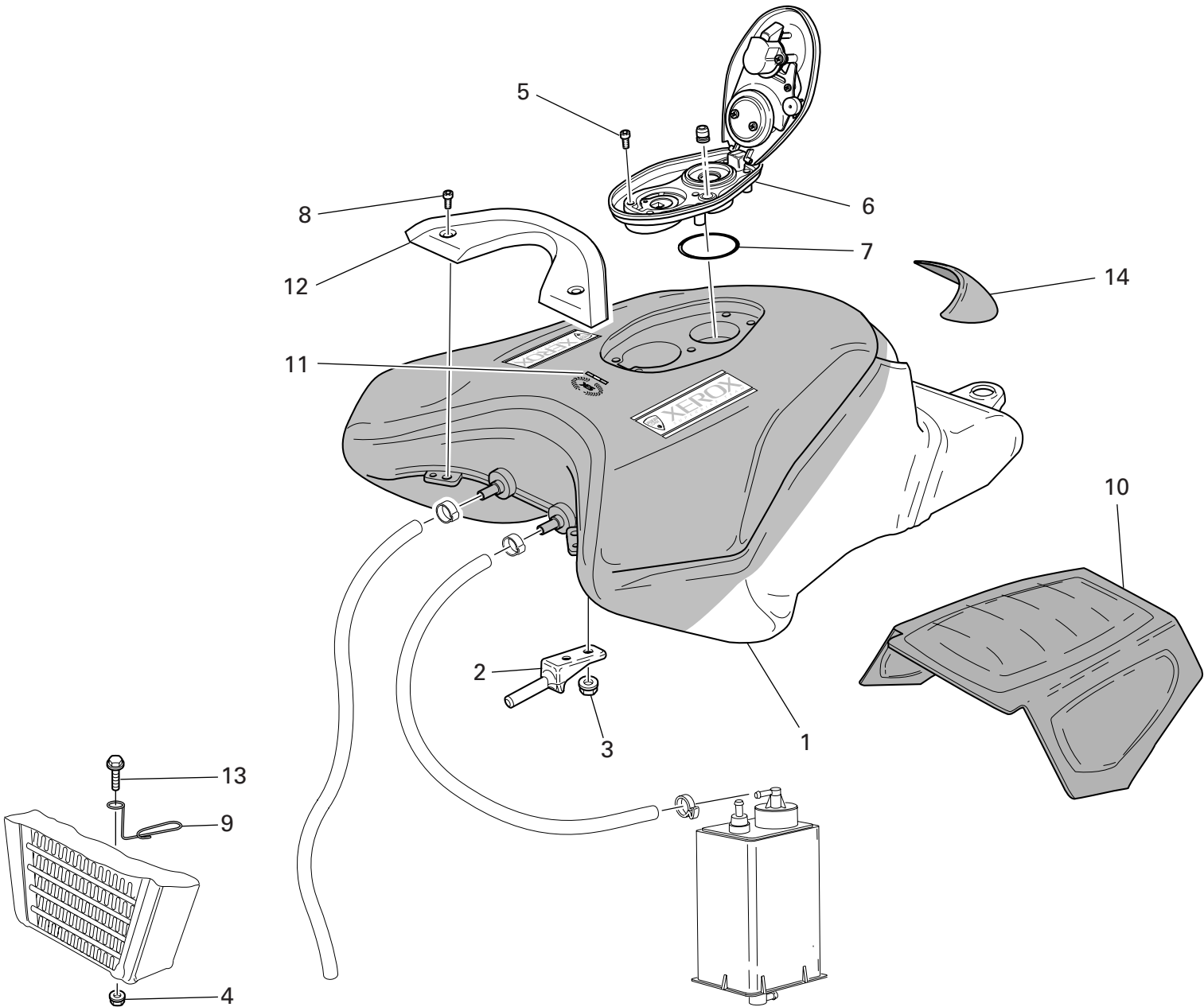
DRAWING 031 COOLING CIRCUIT



DRAWING 031 COOLING CIRCUIT

NOTES NO.	CODE NO.	DESCRIPTION	VALIDITY	Q.TY
				
1	779.1.261.1A	Screw		1
2	616.1.009.2A	Distributor body		1
3	741.4.025.1A	Hose guide		2
4	800.1.112.1A	Hose		1
5	771.5.072.8B	Screw		2
6	616.1.007.2A	Cap		1
7	771.5.064.8B	Screw		2
8	741.4.002.1A	Hose guide		2
9	800.1.083.1A	Thermostat/pump hose		1
10	553.4.005.1A	Valve		1
11	934.1.004.1A	Breather pipe		1
12	552.4.013.1A	Sensor		1
13	886.4.048.1A	O-ring		2
14	764.1.041.1A	Rubber pad		1
15	764.1.045.1A	Rubber pad		1
16	741.4.101.1A	Hose guide		2
17	800.1.113.1A	Hose		1
18	93823.2087	O-ring		1
19	741.4.019.1A	Hose guide		2

NOTES NO.	CODE NO.	DESCRIPTION	VALIDITY	Q.TY
				

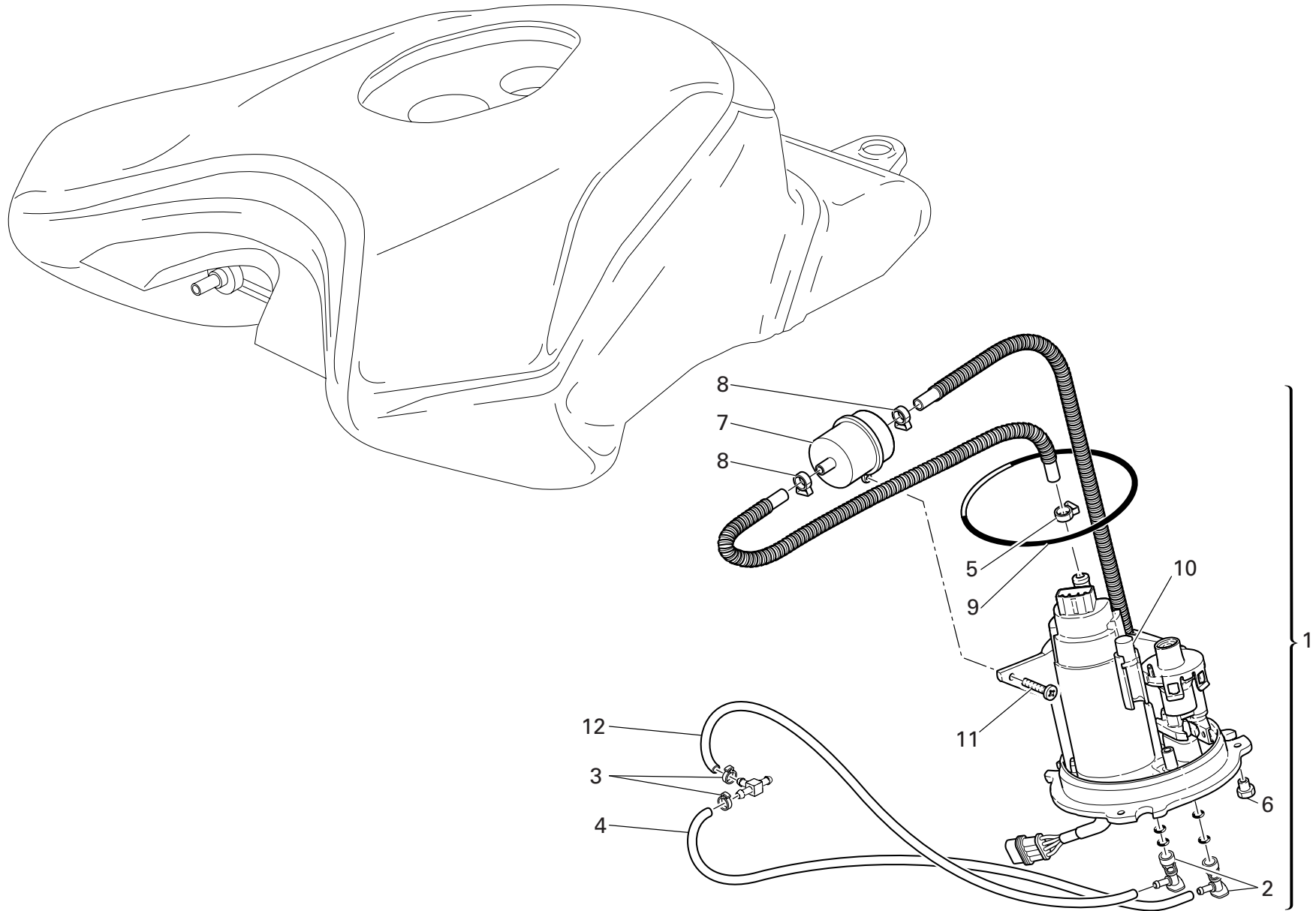


DRAWING 032 FUEL TANK

NOTES NO.	CODE NO.	DESCRIPTION	VALIDITY	Q.TY
1	586.1.053.1AX	Fuel tank (RED)		1
2	587.1.049.1A	Tank front connection		2
3	750.5.001.1B	Nut		4
4	749.4.004.1A	Nut		1
5	775.1.017.1A	Screw		5
6	895.2.003.1A	Tank cap		1
7	886.4.055.1A	O-ring		1
8	775.1.033.1A	Screw		2
9	881.1.040.1A	Ring		1
10	486.1.068.2A	Panel		1
11	438.1.357.1AB	Sticker "alloro Ducati" (for RED, YELOW)		1
12	247.1.197.1A	Cover		1
13	772.5.029.1AB	Screw		1
14	723.1.006.2A	Cap		1

NOTES NO.	CODE NO.	DESCRIPTION	VALIDITY	Q.TY
-----------	----------	-------------	----------	------

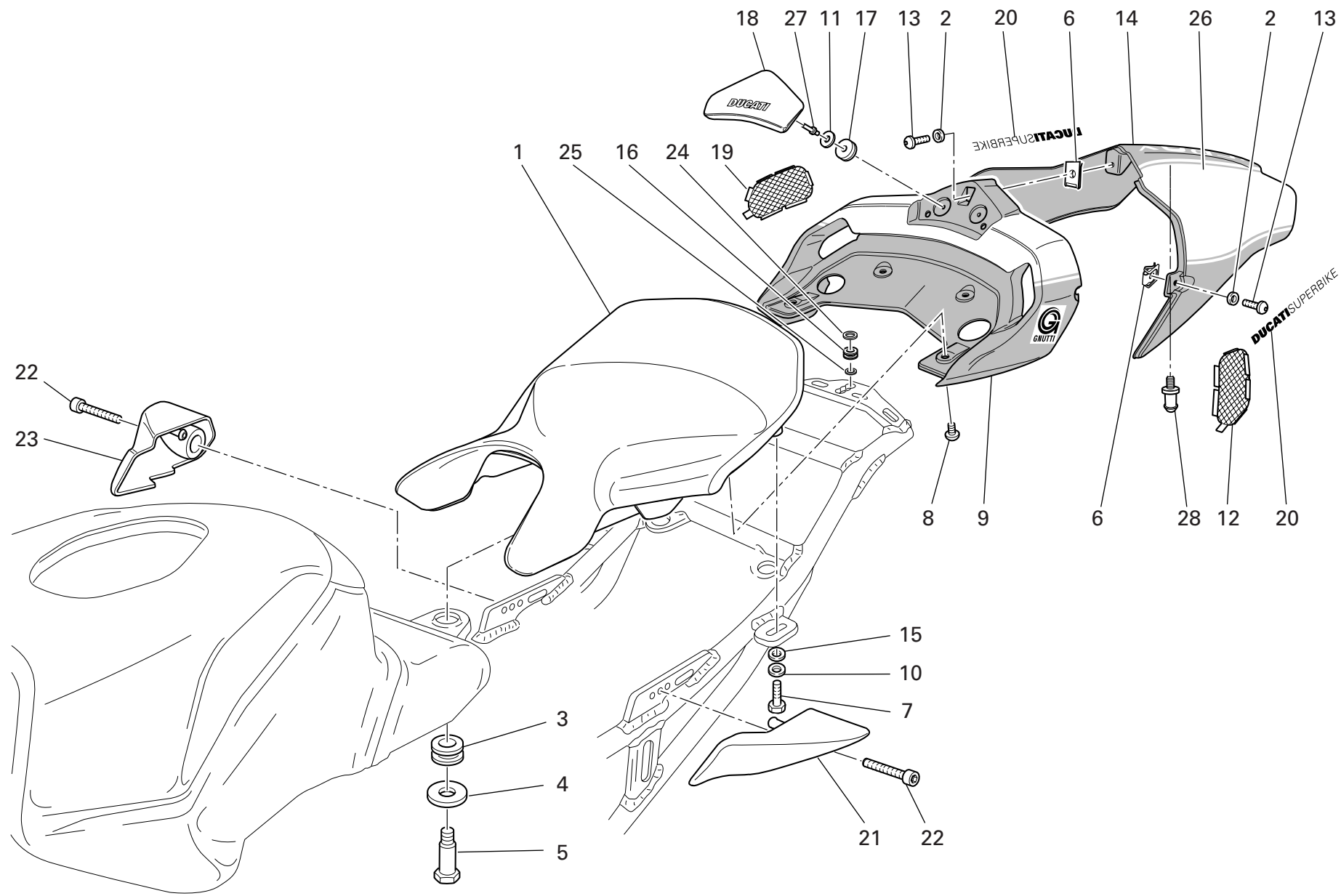
DRAWING 032a FUEL SYSTEM




DRAWING 032a FUEL SYSTEM

NOTES NO.	CODE NO.	DESCRIPTION	VALIDITY	Q.TY
1	160.2.362.3A	Complete flange		1
2	814.4.010.1A	Quick-coupling union		2
3	287.4.024.1B	Hose guide		2
4	590.1.198.1A	Fuel pipe (Delivery)		1
5	741.4.092.1A	collar		1
6	750.1.115.1A	Nut		3
7	425.4.010.1A	Filter		1
8	741.4.093.1A	collar		3
9	886.5.033.1A	O-ring		1
10	552.4.048.1A	Thermistor		1
11	774.5.006.1A	Self-tapping screw		1
12	590.1.199.1A	Fuel pipe (Return)		1


NOTES NO.	CODE NO.	DESCRIPTION	VALIDITY	Q.TY
-----------	----------	-------------	----------	------



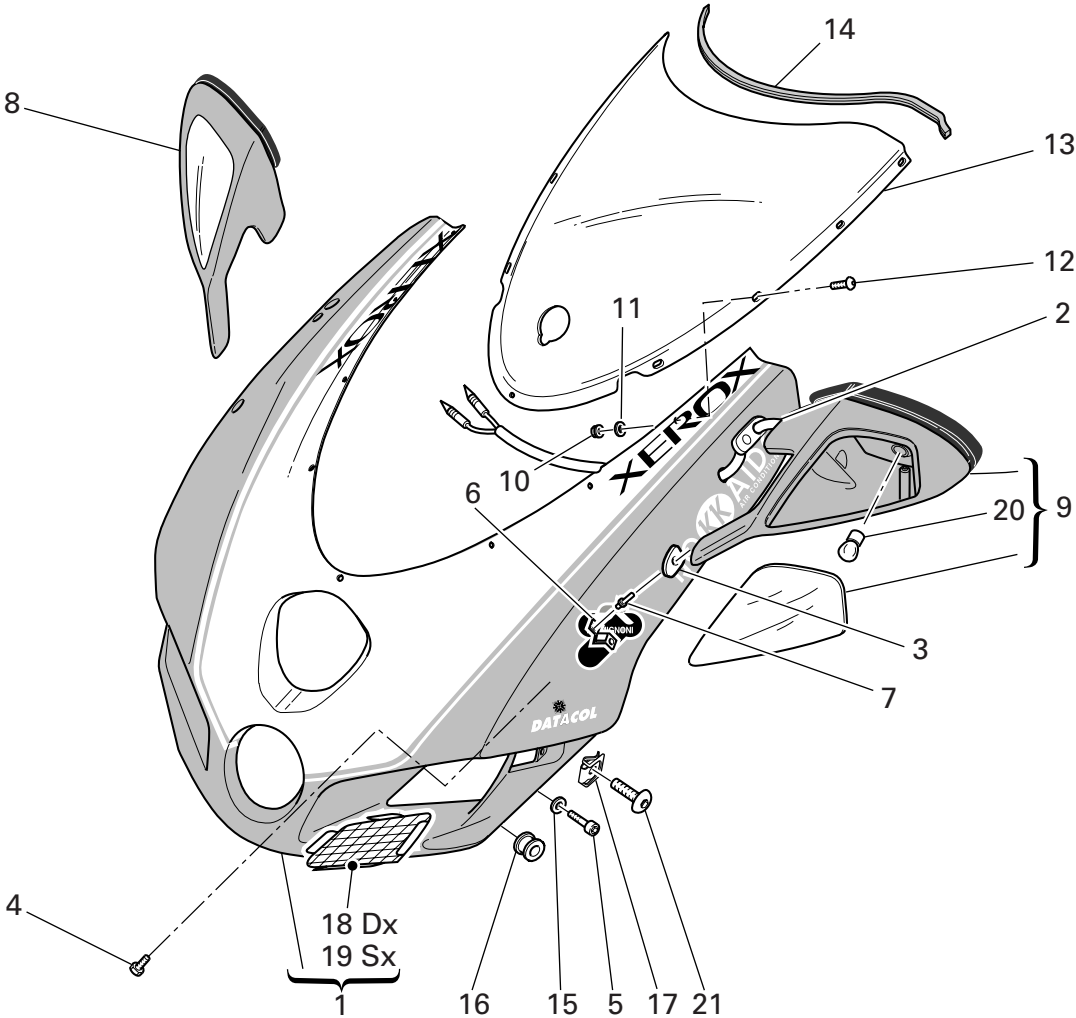
DRAWING 033 SEAT

NOTES NO.	CODE NO.	DESCRIPTION	VALIDITY	Q.TY 
1	595.1.052.2B	Seat		1
2	856.4.002.1A	Washer		3
3	700.1.041.1A	Bush		1
4	856.1.087.1A	Washer		1
5	779.1.282.1A	Special screw		1
6	850.4.055.1A	Quik fastening		3
7	771.5.067.2BB	Screw		2
8	775.1.008.3A	Screw		4
9	483.1.035.2AX	Tail section secured under the seat (RED)		1
9	483.3.035.2A	Tail section secured under the seat		1
10	852.5.009.1A	Washer		2
11	852.1.075.1B	Washer		2
12	460.1.124.1A	Net		1
13	775.1.017.1A	Screw		3
14	483.1.047.1AX	Single-seater tail guard (RED)		1
14	483.3.037.2A	Single-seater tail guard		1
15	853.5.003.1A	Washer		2
16	764.1.067.1A	Rubber pad		1
17	850.1.014.1A	Quik fastening		2
18	595.1.055.1A	Seat back		1
19	460.1.123.1A	Net		1
20	438.1.240.1AB	Sticker "DUCATI SUPERBIKE"		2
21	806.1.016.1A	L.H. handle		1
22	779.1.286.2A	Screw		2
23	806.1.015.1A	R.H. handle		1
24	852.4.170.1A	Washer		1
25	852.1.166.1A	Washer		1

CATALOGUE No: 915.1.243.2A
ISSUED: 12 - 06

NOTES NO.	CODE NO.	DESCRIPTION	VALIDITY	Q.TY 
26	437.1.132.1AA	Sticker		2
27	736.4.012.1A	Shear rivet		2
28	832.1.027.1B	Pin		1

CATALOGUE No: 915.1.243.2A
ISSUED: 12 - 06

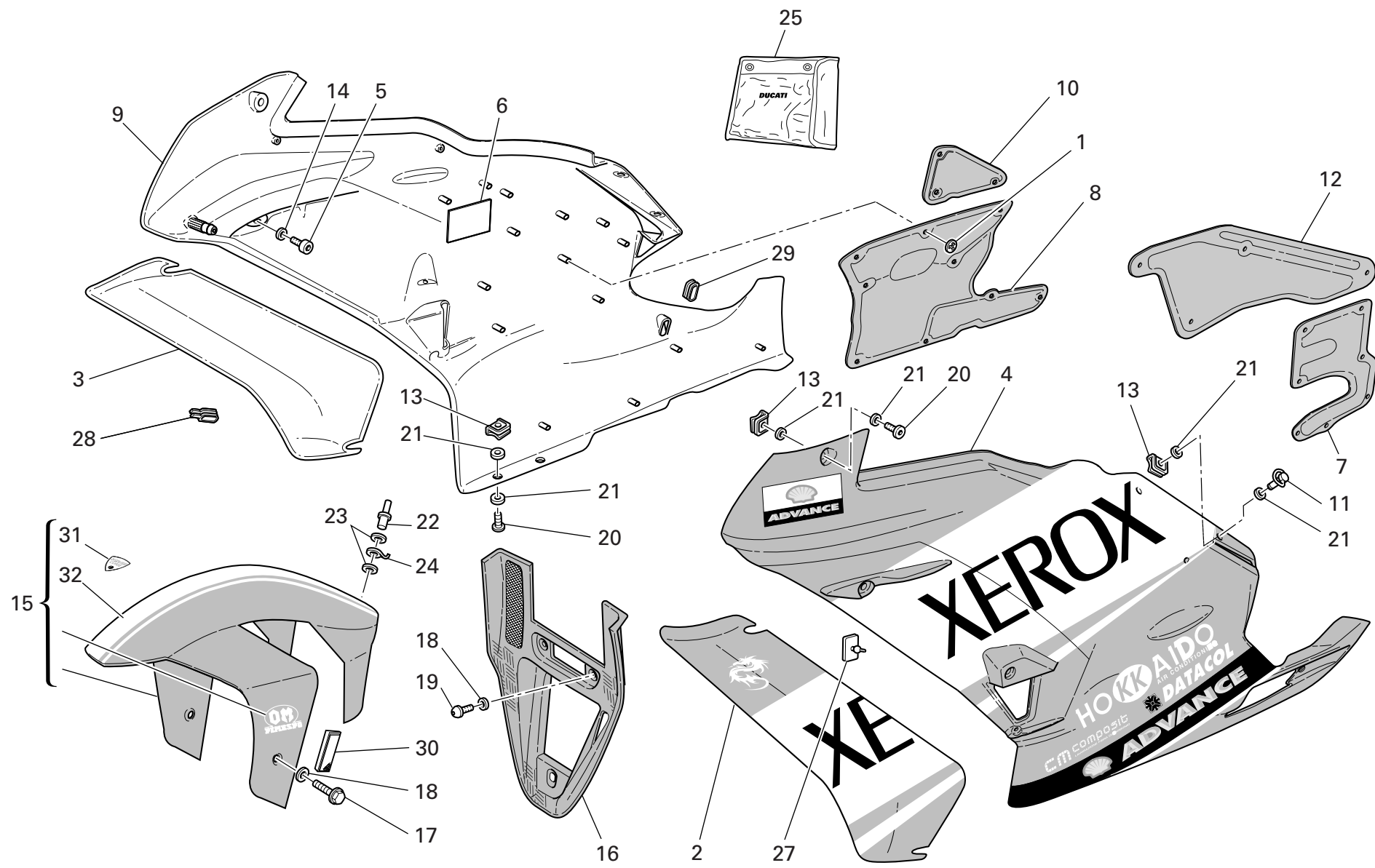


DRAWING 034 HEADLIGHT FAIRING


NOTES NO.	CODE NO.	DESCRIPTION	VALIDITY	Q.TY
1	481.2.030.1AX	Headlight fairing (RED)		1
1	481.3.030.1B	Headlight fairing (CARBON)		1
2	764.1.078.1A	Rearview mirror rear rubber		1
3	764.1.077.1A	Rearview mirror front rubber		1
4	779.1.283.1A	Screw		2
5	772.1.041.1A	Screw		2
6	799.1.228.1A	Spring		4
7	736.4.012.1A	Shear rivet		8
8	523.2.009.1AA	R.H. rear-view mirror (RED)		1
9	523.2.010.1AA	L.H. rear-view mirror (RED)		1
10	750.1.028.1A	Nut		8
11	852.1.024.1A	Nylon washer		8
12	775.1.007.1AB	Special screw		8
13	487.2.028.1C	Windshield		1
14	764.1.060.1A	Windscreen protection rubber		1
15	852.1.156.1A	Spring washer		2
16	764.1.084.1A	Vibration damper pad		2
17	850.4.049.1A	Quik fastening		2
18	460.1.148.1A	R.H. protection (CARBON)		1
19	460.1.149.1A	L.H. protection (CARBON)		1
20	390.4.018.1A	Bulb 10W		2
21	779.1.433.1A	Screw		2

NOTES NO.	CODE NO.	DESCRIPTION	VALIDITY	Q.TY
-----------	----------	-------------	----------	------


DRAWING 034a FAIRING



DRAWING 034a FAIRING

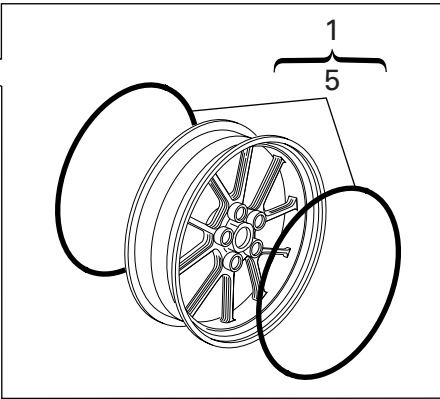

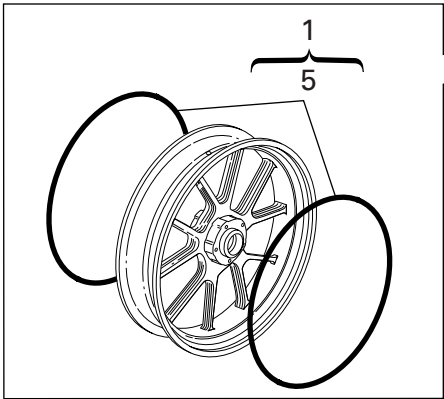
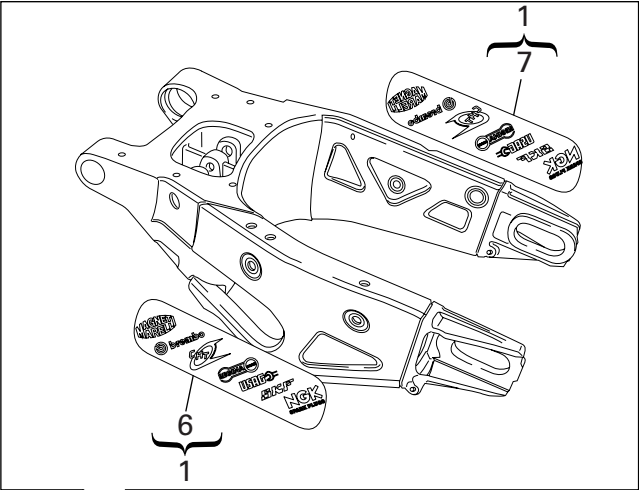
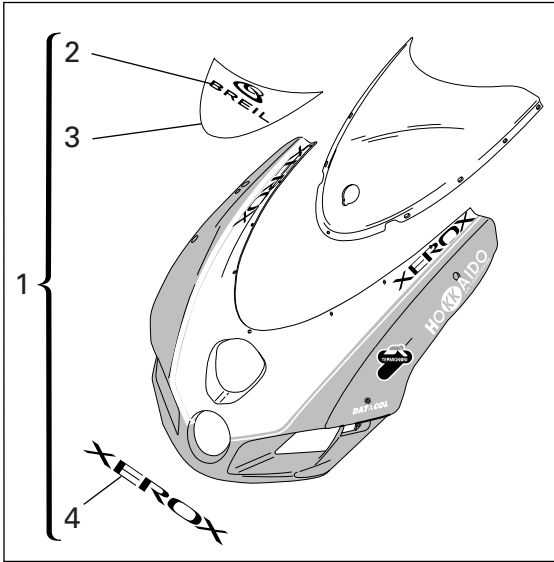
NOTES NO.	CODE NO.	DESCRIPTION	VALIDITY	Q.TY 
1	850.4.044.1A	Quik fastening		26
2	480.1.178.1AX	L.H. Air deflector (RED)		1
2	480.3.178.2A	L.H. Air deflector (CARBON)		1
3	480.1.177.1AX	R.H. air deflector (RED)		1
3	480.3.177.2A	R.H. air deflector (CARBON)		1
4	480.1.176.1AX	L.H. fairing (RED)		1
4	480.3.176.2B	L.H. fairing (CARBON)		1
5	771.5.040.2B	Screw		6
6	926.1.003.1A	Velcro		1
7	486.1.064.2A	L.H. side panel		1
8	486.1.063.2A	R.H. side panel		1
9	480.1.175.1AX	R.H. fairing (RED)		1
9	480.3.175.2B	R.H. fairing (CARBON)		1
10	486.1.069.2A	R.H. side panel		1
11	850.4.058.1A	Pin		4
12	486.1.062.2A	L.H. side panel		1
13	850.4.049.1A	Quik fastening		11
14	856.4.002.1A	Washer		6
15	564.1.048.1BW	Front mudguard (CARBON)		1
16	484.1.048.2B	Manifold (CARBON)		1
17	772.5.037.1AB	Screw		4
18	856.1.042.1A	Nylon washer		6
19	775.1.020.1A	Screw		3
20	850.4.050.1A	Pin		7
21	850.4.051.1A	Seal ring		22
22	736.4.013.1B	Shear rivet		1
23	852.1.075.1A	Washer		2

CATALOGUE No: 915.1.243.2A
ISSUED: 12 - 06

NOTES NO.	CODE NO.	DESCRIPTION	VALIDITY	Q.TY 
24	850.1.003.1A	Clip		1
25	697.2.015.1A	Tool bag		1
26	438.1.364.1AD	Sticker "DUCATI 999R TESTATRETTA"		2
27	866.1.036.1A	Rubber pad		1
28	764.1.061.1A	Seal		1
29	764.1.055.1A	Rubber pad		1
30	529.1.008.1AB	Cat's eye (AMBER)		2
31	436.1.109.1A	Sticker ((DUCATI CORSE)		1
32	438.1.371.1A	White strip		1

CATALOGUE No: 915.1.243.2A
ISSUED: 12 - 06

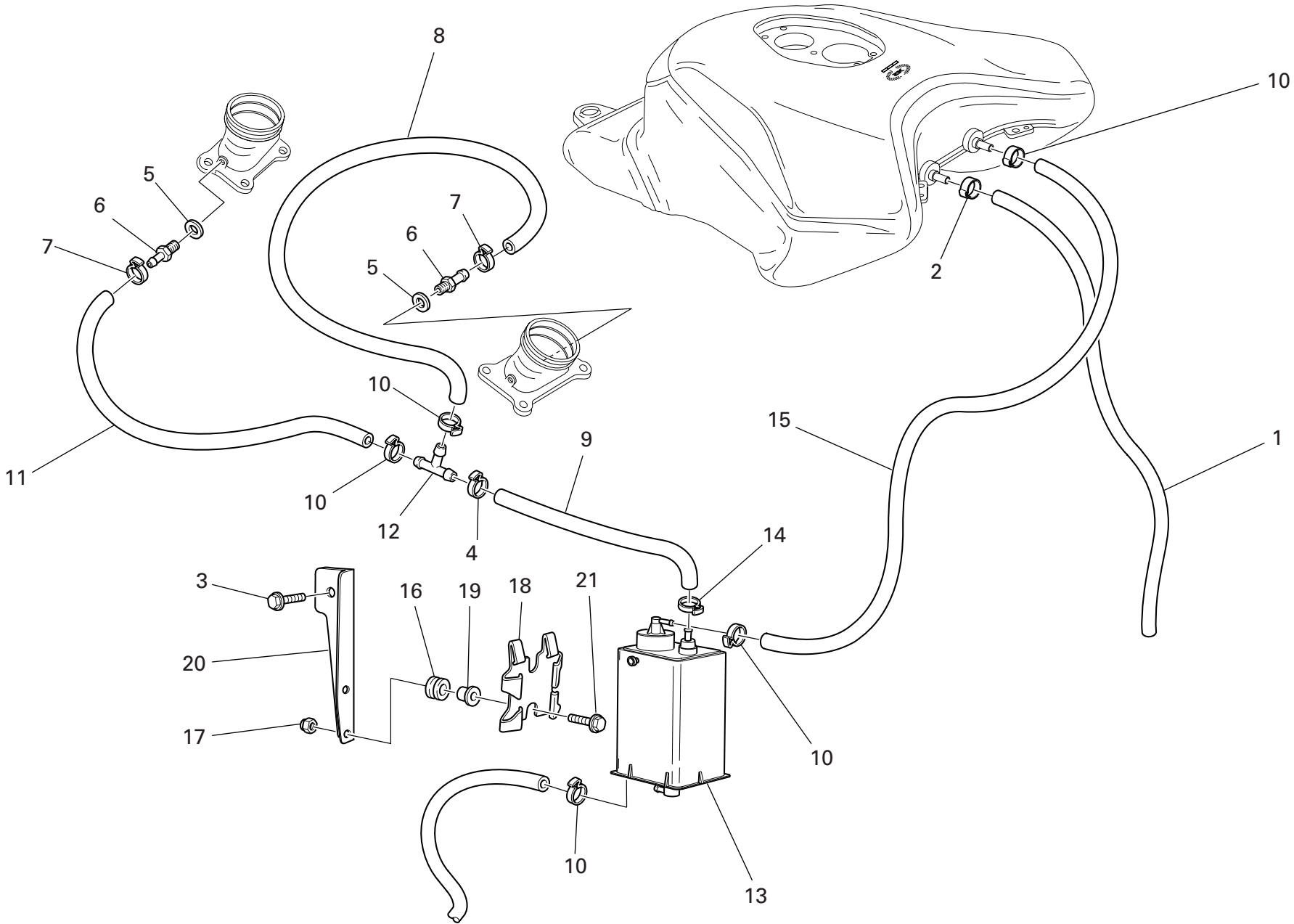
DRAWING 034b KIT STICKER




DRAWING 034b KIT STICKER

NOTES NO.	CODE NO.	DESCRIPTION	VALIDITY	Q.TY
1	699.2.285.1C	Kit sticker "999R XEROX"		1
2	438.1.434.1A	"BREIL" Sticker		1
3	438.1.433.1A	White sticker		1
4	438.1.379.1A	"XEROX" Sticker		1
5	438.1.408.1B	Red strip		4
6	438.1.263.1A	L.H. sticker		1
7	438.1.264.1A	R.H. sticker		1

NOTES NO.	CODE NO.	DESCRIPTION	VALIDITY	Q.TY
-----------	----------	-------------	----------	------



DRAWING 035 FUEL INFEED

NOTES NO.	CODE NO.	DESCRIPTION	VALIDITY	Q.TY
				
1	590.1.233.1A	Breather pipe		1
2	741.4.065.1A	Hose guide		1
3	772.5.032.1A	Screw		1
4	741.4.059.1A	Hose guide		1
5	852.5.023.1A	Gasket		2
6	814.1.111.2B	Union		2
7	741.4.013.1B	Hose guide		2
8	590.1.192.1A	Tube		1
9	590.1.213.1A	Tube		1
10	741.4.063.1A	Hose guide		5
11	590.1.111.1A	Fuel pipe		1
12	0361.98.850	Shunt valve		1
13	426.1.007.1B	CANISTER filter		1
14	741.4.058.1A	Hose guide		1
15	590.1.106.1A	Tube		1
16	764.1.029.1A	Rubber pad		2
17	749.4.004.1A	Nut		2
18	827.1.157.1A	Plate		1
19	716.1.043.1B	Spacer		2
20	830.1.281.1A	Bracket		1
21	772.5.031.1AB	Screw		2

NOTES NO.	CODE NO.	DESCRIPTION	VALIDITY	Q.TY
				

DO NOT ATTEMPT TO LOOK THROUGH THIS FAIRING. THIS IS NOT A WINDSHIELD, BUT AN AERODYNAMIC FAIRING ONLY; FAILURE TO OBSERVE THIS WARNING COULD RESULT IN A COLLISION OR UPSET AND CONSEQUENT SERIOUS BODILY INJURY. Cod. 433.1.166.1A

1

OBJECTS IN MIRROR ARE CLOSER THAN THEY APPEAR Cod. 433.1.166.1A


2

CAUTION
NEVER FILL TANK SO FUEL LEVEL RISES INTO FILLER NECK. IF TANK IS OVERFILLED, HEAT MAY CAUSE FUEL TO EXPAND AND FLOW INTO EVAPORATIVE EMISSION CONTROL SYSTEM RESULTING IN HARD STARTING AND ENGINE HESITATION. Cod. 433.1.166.1A

3

HELMET HOLDER UNDER THE SEAT

4



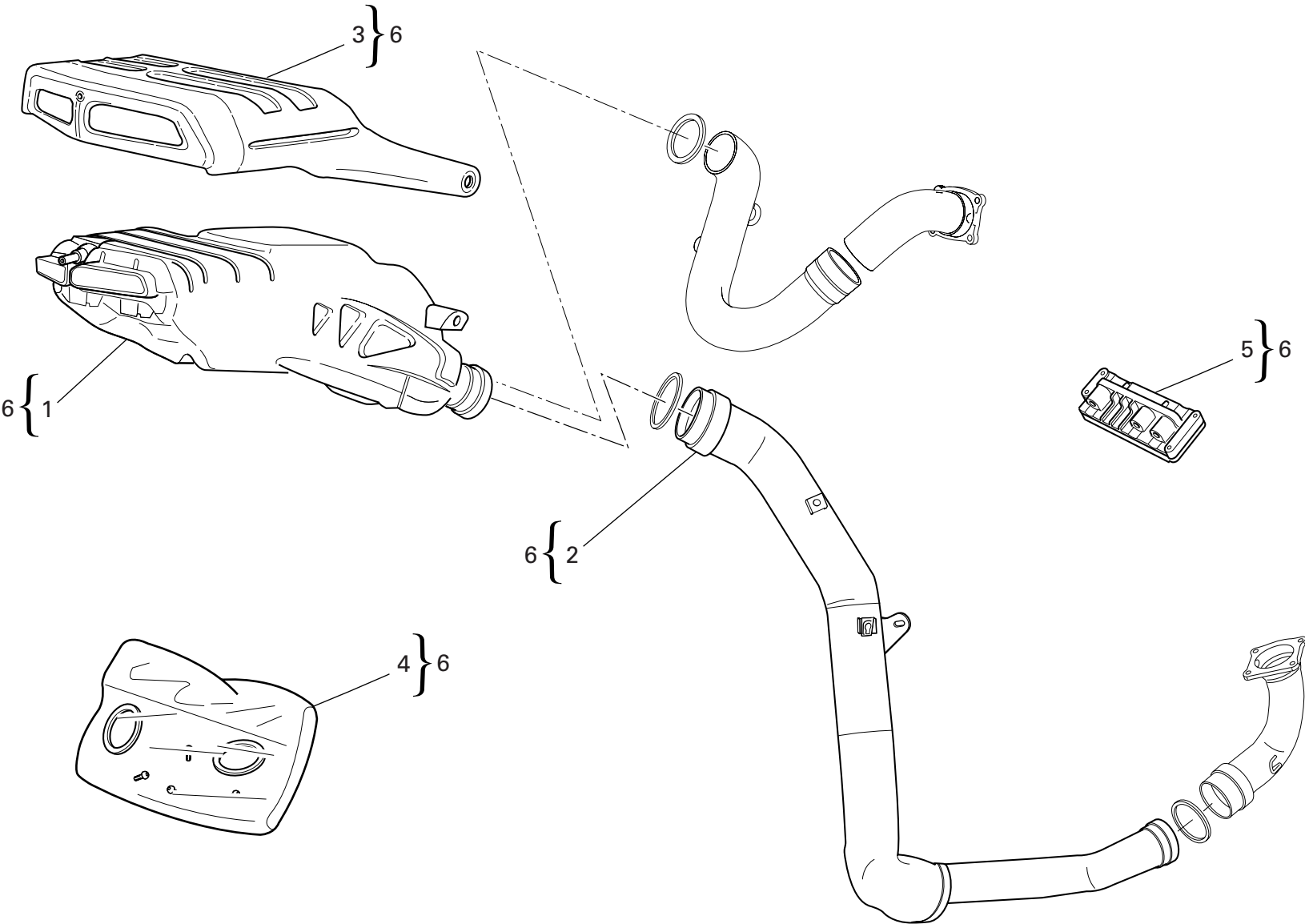
DRAWING 036 MARKING PLATES

NOTES NO.	CODE NO.	DESCRIPTION	VALIDITY	Q.TY
1	433.1.165.1A	Sticker		1
2	433.1.166.1A	Label		2
3	433.1.164.1A	Sticker		1
4	433.1.170.1A	Sticker		1

NOTES NO.	CODE NO.	DESCRIPTION	VALIDITY	Q.TY
-----------	----------	-------------	----------	------

DRAWING 037

ACCESSORY



DRAWING 037 ACCESSORY

NOTES NO.	CODE NO.	DESCRIPTION	VALIDITY	Q.TY
1	961.1.240.3B	Exhaust silencer		1
2	961.1.270.1C	Horizontal head exhaust pipe (Termignoni)		1
3	969.5.950.3B	Silencer thermal protection (CARBON)		1
4	966.1.441.1A	Small parts kit		1
5	286.4.115.1G	Injection control unit (Kit 102Db)		1
6	699.2.274.1B	Exhaust 102Db kit		1

NOTES NO.	CODE NO.	DESCRIPTION	VALIDITY	Q.TY
-----------	----------	-------------	----------	------

CODE No.	Drwg.	POS. N.	CODE No.	Drwg.	POS. N.	CODE No.	Drwg.	POS. N.	CODE No.	Drwg.	POS. N.	CODE No.	Drwg.	POS. N.
0000.01199	025	43	0691.91.030	027a	26	150.2.053.2B	003	28	182.2.018.1A	002	18	247.1.188.1B	019	22
0000.33552	023	2	0755.29.025	006	10	156.2.019.1A	006	5	184.1.005.1A	025	20	247.1.191.1B	022	8
0000.40427	029	15	0755.29.025	008	12	160.1.092.2A	026	20	187.1.002.1A	024	17	247.1.192.1B	022	11
0000.61078	025	26	0759.49.280	009	15	160.1.094.1A	015	21	190.2.011.1A	004	8	247.1.197.1A	032	12
0124.40.060	008	15	0765.92.205	002	21	160.1.097.1A	012	13	194.2.015.1A	004	12	247.1.205.1A	018	3
0170.91.730	021	33	0799.13.110	002	27	160.2.362.3A	032a	1	195.4.003.1A	004	22	247.1.211.1A	014	2
0251.47.054	003	1	112.1.012.1AA	006	8	162.1.001.1B	004	7	196.1.001.2B	004	10	247.1.212.1A	014	1
0272.91.090	002	8	112.1.012.1AB	006	8	170.2.032.1A	004	17	198.1.029.1A	004	13	247.1.255.1A	011a	1
0361.98.850	035	12	117.1.044.1A	025	18	171.2.062.1A	008	13	208.1.023.1A	013	3	247.1.261.1B	015	6
0370.49.250	010	22	117.2.006.1A	004	29	172.1.002.1B	003	10	209.1.013.6A	013	16	247.1.305.1A	011a	6
0400.09.050	002	21	117.2.034.1B	022	27	172.1.003.2C	003	8	209.1.014.6A	013	4	247.2.166.2A	011a	15
0400.29.125	002	34	120.2.113.1A	007	10	172.1.004.2C	003	5	210.1.060.1A	013	14	251.2.008.1A	011	17
0400.29.126	002	34	121.1.078.1B	007	3	172.1.005.2C	003	9	211.1.055.1A	013	5	254.4.001.2A	005	4
041.1.055.1A	001	18	121.1.079.1A	007	2	172.1.006.1B	003	18	225.2.125.1A	010	1	255.1.010.3B	008	18
041.1.191.1A	001	7	121.2.034.2A	007	4	172.1.007.1B	003	24	240.1.025.1A	009	19	255.1.019.2A	015	22
0659.16.555	004	1	122.2.136.1A	007	1	172.1.008.1C	003	22	242.2.054.3A	011	13	264.4.017.1A	011	1
0660.13.060	002	19	135.2.009.1A	017	3	172.1.009.2C	003	21	243.1.025.1AD	005	1	270.4.005.1A	012	1
0660.13.070	002	13	140.1.040.1B	014	10	172.1.010.2C	003	20	243.2.038.3A	005a	6	276.1.038.1A	012	16
0660.13.143	002	9	146.2.119.1A	006	1	172.1.011.2C	003	23	245.1.065.1A	008	3	282.4.066.1A	017	5
0660.13.165	002	25	147.1.014.2A	008	10	173.1.013.1A	012	20	245.1.066.1A	008	1	286.4.083.1L	018	15
0660.16.145	004	21	148.2.222.1A	015	15	174.1.025.2A	009	12	245.1.067.1A	008	2	286.4.115.1G	037	5
0665.49.680	005a	1	148.2.223.1A	015	20	174.2.025.6A	009	1	246.1.073.1A	017	2	287.4.024.1B	032a	3
0670.16.145	003	7	148.2.224.1A	015	14	176.1.001.1A	012	6	246.1.076.1A	021	11	301.2.194.1A	015	1
0670.16.150	003	3	148.2.225.1A	015	18	176.2.002.1A	012	10	247.1.120.1A	007	8	303.1.044.2AA	013	12
0670.16.155	003	19	149.1.032.3A	003	25	180.1.001.1A	002	11	247.1.155.2A	007	9	303.1.044.2AB	013	12
0670.16.170	003	26	150.2.006.1B	003	2	180.1.002.1A	002	12	247.1.161.1A	014a	2	303.1.044.2AC	013	12
0670.49.310	009	26	150.2.047.1B	003	27	180.1.008.1A	002	24	247.1.163.1A	014a	1	303.1.045.2AA	013	7
CATALOGUE No: ISSUED:	915.1.243.2A 12 - 06						CATALOGUE No: ISSUED:	915.1.243.2A 12 - 06						

CODE No.	Drwg.	POS. N.	CODE No.	Drwg.	POS. N.	CODE No.	Drwg.	POS. N.	CODE No.	Drwg.	POS. N.	CODE No.	Drwg.	POS. N.
303.1.045.2AB	013	7	389.4.006.1A	018a	8	438.1.240.1AB	033	20	460.1.119.1A	027a	13	483.1.035.2AX	033	9
303.1.045.2AC	013	7	389.4.006.1A	020a	10	438.1.263.1A	034b	6	460.1.120.2A	020	7	483.1.047.1AX	033	14
304.1.050.1A	013	10	389.4.007.1A	020a	10	438.1.264.1A	034b	7	460.1.123.1A	033	19	483.3.035.2A	033	9
304.1.050.1AB	013	10	389.4.008.1A	020a	10	438.1.357.1AB	032	11	460.1.124.1A	033	12	483.3.037.2A	033	14
304.1.050.1AC	013	10	389.4.013.1A	018a	8	438.1.364.1AD	034a	26	460.1.125.2A	018	18	484.1.041.1A	029	6
304.1.051.1A	013	13	389.4.013.1A	020a	10	438.1.371.1A	034a	32	460.1.148.1A	034	18	484.1.042.1A	029	10
304.1.051.1AB	013	13	389.4.014.1A	018a	5	438.1.379.1A	034b	4	460.1.149.1A	034	19	484.1.048.2B	034a	16
304.1.051.1AC	013	13	390.4.003.1A	027a	29	438.1.408.1B	034b	5	460.1.159.1A	019	30	486.1.062.2A	034a	12
340.2.241.1D	021a	2	390.4.009.1A	020	30	438.1.433.1A	034b	3	460.1.160.2A	019	11	486.1.063.2A	034a	8
340.2.242.1D	021a	1	390.4.017.1A	020	31	438.1.434.1A	034b	2	462.9.012.8A	020	10	486.1.064.2A	034a	7
341.1.036.1A	021	29	390.4.018.1A	034	20	442.1.073.1A	017	6	463.2.050.5A	014	5	486.1.068.2A	032	10
341.1.041.2A	021	21	395.4.013.1C	018	4	444.4.003.4A	009	20	463.2.050.5A	014a	4	486.1.069.2A	034a	10
342.2.033.1A	021	1	397.4.004.1A	018	20	446.1.011.1A	028a	28	463.2.053.7A	004	15	487.2.028.1C	034	13
343.2.005.1A	021	4	406.1.015.1F	020	22	447.1.055.1A	028a	17	464.1.005.1A	022	12	492.4.075.1A	026	5
349.1.096.1A	021a	3	417.6.011.3A	005a	7	447.1.056.1A	028a	15	464.1.006.1A	022	5	492.4.077.1A	026	13
349.2.010.1A	021a	4	418.4.052.7A	015	11	449.1.045.1A	003	12	470.2.178.3AW	022	1	494.1.081.1A	026	24
360.1.043.1A	021	19	425.4.010.1A	032a	7	451.1.017.1A	008	23	471.1.009.3BW	027	1	497.2.001.2A	026	11
360.1.044.1A	021	31	426.1.007.1B	035	13	451.1.018.2A	008	6	480.1.175.1AX	034a	9	497.2.003.1A	026	15
361.1.002.1A	021	15	426.2.016.1A	029	5	451.1.042.1A	008	29	480.1.176.1AX	034a	4	501.2.102.1AB	026	8
364.1.003.1A	021	26	426.2.017.1A	029	16	451.1.043.1A	008	7	480.1.177.1AX	034a	3	502.2.102.1AB	026	16
365.2.069.1A	028	10	433.1.164.1A	036	3	451.1.044.1A	008	24	480.1.178.1AX	034a	2	510.1.241.1A	017	9
369.1.010.1A	028a	1	433.1.165.1A	036	1	455.1.010.1AB	025	11	480.3.175.2B	034a	9	510.1.242.1A	027a	21
370.1.044.2A	028a	13	433.1.166.1A	036	2	455.2.003.1A	002	4	480.3.176.2B	034a	4	510.1.390.1A	020a	1
372.2.003.2A	028	8	433.1.170.1A	036	4	456.1.006.2A	022	20	480.3.177.2A	034a	3	510.1.391.2A	018a	1
373.1.045.1A	028a	20	433.1.316.1A	028a	27	456.2.033.1C	022	19	480.3.178.2A	034a	2	514.1.032.1A	001d	9
373.1.046.1A	028a	22	436.1.109.1A	034a	31	457.2.013.1AB	025	6	481.2.030.1AX	034	1	514.1.033.1A	001d	13
380.1.014.3A	018a	3	437.1.132.1AA	033	26	460.1.112.1A	019	15	481.3.030.1B	034	1	514.1.035.1A	001d	10
CATALOGUE No: ISSUED:	915.1.243.2A 12 - 06						CATALOGUE No: ISSUED:	915.1.243.2A 12 - 06						

INDEX

CODE No.	Drwg.	POS. N.	CODE No.	Drwg.	POS. N.	CODE No.	Drwg.	POS. N.	CODE No.	Drwg.	POS. N.	CODE No.	Drwg.	POS. N.
514.1.036.1A	001d	10	541.4.007.1A	020a	9	576.1.047.1A	019	38	612.4.008.1A	025	40	670.4.030.1A	018a	4
514.1.037.1A	001d	6	548.4.041.2A	030	7	576.1.048.1A	019	39	612.4.016.1A	025	36	672.1.030.1A	017	11
514.1.038.1A	001d	14	548.4.042.1A	016	12	585.1.034.1A	029	7	612.4.022.1A	024	19	676.2.043.1A	026	28
514.1.040.1A	018	17	548.4.043.1A	016	1	585.4.004.1A	024	12	612.4.023.1A	023	8	676.4.037.1A	026	27
516.4.003.1B	020a	3	549.1.030.1A	016	7	586.1.053.1AX	032	1	612.4.023.1A	024	9	677.4.003.1A	001b	3
518.4.004.1C	021	37	550.4.012.1A	030	10	587.1.049.1A	032	2	613.4.030.1A	024	18	680.5.003.1A	015	19
520.4.022.1C	020	15	552.1.037.1A	001d	4	590.1.106.1A	035	15	613.4.038.1A	025	38	684.1.054.1A	008	27
520.4.023.1B	020	8	552.1.038.1A	001d	5	590.1.111.1A	035	11	616.1.007.2A	031	6	684.1.056.1B	020	18
523.2.009.1AA	034	8	552.1.039.1A	001d	19	590.1.189.1A	001d	1	616.1.009.2A	031	2	684.1.057.1B	020	19
523.2.010.1AA	034	9	552.1.040.1A	001d	11	590.1.190.1A	001d	2	618.4.057.1A	024	23	685.5.002.1A	025	14
525.1.012.1A	027a	2	552.4.012.1A	020	20	590.1.192.1A	035	8	618.4.059.1A	024	13	697.2.015.1A	034a	25
525.1.013.1A	027a	1	552.4.013.1A	031	12	590.1.198.1A	032a	4	619.4.026.1A	025	28	698.1.033.1A	001d	15
525.1.014.1A	027a	24	552.4.020.1A	011a	8	590.1.199.1A	032a	12	624.4.034.1A	024	3	699.2.274.1B	037	6
525.1.019.1A	027a	16	552.4.037.1A	025	34	590.1.213.1A	035	9	625.4.009.1A	025	16	699.2.285.1C	034b	1
529.1.008.1AB	034a	30	552.4.048.1A	032a	10	590.1.233.1A	035	1	626.4.031.1A	023	10	700.1.005.1A	026	17
529.1.010.1A	027a	8	553.4.005.1A	031	10	593.1.003.1B	010	11	626.4.031.1A	024	8	700.1.036.1A	012	23
531.1.001.1A	027a	23	555.2.012.1B	026	32	593.1.018.1A	009	5	626.4.032.1A	024	7	700.1.041.1A	033	3
531.1.002.1A	027a	22	556.1.031.1A	022a	5	595.1.052.2B	033	1	630.4.026.1A	023	4	701.4.004.1A	028	7
536.2.002.2A	020	16	556.2.032.1B	022a	10	595.1.055.1A	033	18	631.4.016.1A	025	25	701.4.005.1A	003	4
539.1.021.1A	002	6	561.1.024.1A	027a	7	598.2.031.2D	027	4	631.4.019.1A	024	2	701.4.008.1A	012	21
539.1.022.1A	022a	3	564.1.048.1BW	034a	15	598.4.016.1A	021	12	632.1.028.1A	023	5	701.4.017.1A	028a	6
539.4.003.1B	025	5	570.1.072.1B	019	4	598.4.018.1A	021	13	650.4.008.1B	021	17	702.4.004.1A	021	3
539.4.030.1A	005	9	570.1.074.1B	019	21	610.4.051.1A	024	11	651.4.013.1A	021	30	702.4.009.1A	011	11
539.4.035.1A	024	6	571.1.072.2B	019	9	610.4.052.1A	024	14	652.4.006.1A	021	10	702.4.010.2A	011	9
539.4.041.1A	020	32	571.1.075.2B	019	20	611.4.020.1A	025	37	654.2.016.1A	021	39	702.4.013.1A	010	19
540.4.019.1A	018	8	573.1.064.3B	019	8	612.4.005.1A	023	3	656.2.001.1A	021	32	702.4.017.1A	004	20
541.4.003.1A	018a	6	576.1.046.1A	019	37	612.4.005.1A	024	25	668.1.001.3A	011a	14	702.4.018.1A	012	19
CATALOGUE No: ISSUED:			915.1.243.2A 12 - 06			CATALOGUE No: ISSUED:			915.1.243.2A 12 - 06					

CODE No.	Drwg.	POS. N.	CODE No.	Drwg.	POS. N.	CODE No.	Drwg.	POS. N.	CODE No.	Drwg.	POS. N.	CODE No.	Drwg.	POS. N.
702.4.020.1A	010a	11	711.1.072.1A	010	27	713.1.210.1A	021	28	736.4.013.1B	034a	22	741.4.101.1A	031	16
702.4.033.1A	010	21	711.1.072.1A	010a	21	713.1.239.1A	028	2	737.4.012.4A	008	22	741.5.033.1B	029	2
702.4.033.1A	010a	2	711.1.091.2A	015	10	713.1.266.1A	003	15	741.1.010.1A	018a	10	74172.1008	008	16
702.4.038.1A	026	30	711.1.092.2A	007	12	713.1.304.1A	019	16	741.1.012.1A	018a	11	74224.0570	004	24
702.4.058.1A	008	25	711.1.092.2A	015	4	713.1.304.1A	030	5	741.1.012.1A	024	10	746.4.006.1A	019	34
702.5.008.1A	010	6	711.1.095.1A	010a	7	714.1.047.1A	026	7	741.1.013.1A	018a	12	746.4.007.1A	019	41
702.5.008.1A	011	4	711.1.113.1A	022a	4	714.1.057.1A	026	14	741.1.029.1A	029	11	747.5.003.1A	021	38
702.5.016.1A	004	14	711.1.160.1A	005	13	715.1.003.1A	028	5	741.1.030.1B	024	20	747.5.003.1A	022	23
702.5.019.1A	010a	1	711.1.160.1A	011	14	716.1.003.1A	016	3	741.4.002.1A	007	15	747.5.003.1A	025	42
702.5.044.1A	003	29	712.1.029.1A	028a	9	716.1.043.1B	035	19	741.4.002.1A	031	8	747.5.005.1B	025	7
702.5.045.1A	026	6	712.1.030.1A	028a	12	716.1.072.2A	008	20	741.4.013.1B	035	7	747.5.011.1A	024	21
702.5.045.1A	028a	10	712.1.034.1A	022	17	716.1.073.2A	008	17	741.4.019.1A	031	19	748.1.014.1A	026	10
702.5.050.1A	026	21	712.1.034.1A	025	10	716.1.107.1B	019	26	741.4.025.1A	030	8	748.1.024.1A	019	1
703.1.013.1A	021	9	713.1.012.1B	004	31	716.1.108.1A	027a	19	741.4.025.1A	031	3	748.1.036.1A	027a	10
703.5.002.2A	015	24	713.1.014.1E	003	11	716.1.111.1A	020a	11	741.4.038.1A	017	7	748.1.040.1A	002	23
703.5.006.2A	008	21	713.1.082.1A	019	6	72094.1616	010	17	741.4.038.1A	018a	2	748.1.044.1A	008	8
70610.8120	004	11	713.1.128.1B	011	12	72121.2106	006	4	741.4.038.1A	025	44	748.1.050.1A	010	14
710.1.001.1A	009	13	713.1.140.1A	010a	4	723.1.006.2A	032	14	741.4.038.1A	030	2	748.4.002.1A	022	2
710.1.002.1A	004	23	713.1.157.1A	003	13	73500.1440	012	11	741.4.043.1A	025	17	748.4.024.1AB	026	25
710.1.025.1A	028	11	713.1.184.1A	026	22	73500.1542	002	15	741.4.058.1A	035	14	748.4.035.1A	027	3
710.1.032.1A	010	26	713.1.186.1A	026	23	73500.2054	008	9	741.4.059.1A	035	4	748.4.037.1AB	028	3
710.1.032.1A	010a	20	713.1.187.1A	028a	11	73503.3380	010	9	741.4.063.1A	035	10	749.4.002.1A	021	36
710.1.061.1A	006	7	713.1.192.1A	025	33	73503.3380	010a	10	741.4.065.1A	035	2	749.4.004.1A	020a	5
710.1.084.1A	026	19	713.1.196.1A	026	4	73503.3380	011	5	741.4.067.1A	014	9	749.4.004.1A	022	21
710.1.090.1A	028a	4	713.1.197.3A	026	9	73503.3804	008	26	741.4.092.1A	032a	5	749.4.004.1A	032	4
710.1.113.1A	010	4	713.1.205.1A	025	31	736.4.012.1A	033	27	741.4.093.1A	032a	8	749.4.004.1A	035	17
710.1.114.1A	010a	12	713.1.209.1A	021	20	736.4.012.1A	034	7	741.4.099.1A	025	29	749.4.009.1A	019	40
CATALOGUE No: ISSUED:			915.1.243.2A 12 - 06			CATALOGUE No: ISSUED:			915.1.243.2A 12 - 06					

CODE No.	Drwg.	POS. N.	CODE No.	Drwg.	POS. N.	CODE No.	Drwg.	POS. N.	CODE No.	Drwg.	POS. N.	CODE No.	Drwg.	POS. N.
749.4.031.1A	018	6	764.1.022.1A	030	4	766.1.020.1A	015	2	771.5.065.8B	014	3	771.5.085.9C	010a	13
749.4.031.1A	019	18	764.1.024.1A	019	5	766.1.045.1A	010	16	771.5.065.8B	014a	3	771.5.123.8B	002	30
750.1.002.1B	004	25	764.1.028.1A	017	12	766.4.019.1A	013	20	771.5.065.8B	015	13	771.5.127.8C	027	2
750.1.007.1A	003	32	764.1.029.1A	035	16	76835.1134	002	10	771.5.066.8B	011a	16	771.5.129.8B	009	8
750.1.012.2A	006	14	764.1.041.1A	031	14	770.5.250.8B	010a	5	771.5.066.8B	012	22	771.5.136.8B	010	10
750.1.021.1A	028	12	764.1.042.1A	019	14	770.5.250.8B	011	6	771.5.066.8B	015	28	771.5.136.8B	010a	17
750.1.022.1A	028	15	764.1.045.1A	031	15	771.1.016.1A	028	18	771.5.067.2BB	011a	21	771.5.154.8B	022a	9
750.1.028.1A	034	10	764.1.047.1A	020	29	771.1.026.1A	005	2	771.5.067.2BB	033	7	771.5.637.8B	022	6
750.1.047.1A	015	7	764.1.050.1A	022	26	771.1.027.1A	005	8	771.5.067.8B	002	28	771.5.665.8B	022	16
750.1.057.1A	006	13	764.1.051.1A	022	25	771.1.031.1A	028	1	771.5.067.8B	009	16	771.5.665.8B	025	35
750.1.061.1A	028a	21	764.1.055.1A	034a	29	771.1.040.1A	021	43	771.5.067.8B	011a	13	771.5.666.8B	018	9
750.1.112.1B	028	17	764.1.056.1A	029	17	771.1.041.1A	022	30	771.5.069.8B	005	5	771.5.666.8B	021	24
750.1.115.1A	032a	6	764.1.059.1A	020	28	771.1.042.1A	010a	23	771.5.069.8B	009	10	771.5.666.8B	022	29
750.1.121.1A	012	3	764.1.060.1A	034	14	771.1.044.1A	024	22	771.5.069.8B	011a	11	771.5.667.8B	022	14
750.1.125.1A	028a	19	764.1.061.1A	034a	28	771.1.045.1A	021	25	771.5.069.8B	012	5	771.5.669.8B	010	28
750.4.010.1A	020	5	764.1.062.1A	018	1	771.1.226.1A	025	30	771.5.069.8B	015	5	771.5.669.8B	010a	22
750.5.001.1B	032	3	764.1.063.1A	019	28	771.4.014.1A	023	9	771.5.070.2BB	019	17	771.5.723.8B	021	6
750.5.005.1A	018	2	764.1.064.1A	027a	3	771.4.014.1A	024	1	771.5.071.8B	011	2	771.5.723.8B	022	7
75113.2566	004	18	764.1.067.1A	033	16	771.5.040.2B	034a	5	771.5.071.8B	011a	12	771.5.723.8B	025	39
75191.3380	010	5	764.1.077.1A	034	3	771.5.041.8B	016	13	771.5.071.8B	012	24	771.5.725.8B	021	18
756.1.007.1A	028a	2	764.1.078.1A	034	2	771.5.041.8B	018	22	771.5.071.8B	014a	8	771.5.727.8B	021	22
75794.1542	010a	9	764.1.084.1A	018	13	771.5.043.8B	004	4	771.5.072.8B	010a	14	771.5.754.8B	025	2
764.1.003.1B	004	6	764.1.084.1A	034	16	771.5.064.8B	011	16	771.5.072.8B	031	5	771.5.937.8B	028	4
764.1.011.1A	022	18	764.4.054.1A	013	8	771.5.064.8B	031	7	771.5.078.8B	005	3	771.5.938.8B	028	9
764.1.011.1A	025	12	76401.0009	028	16	771.5.065.2BB	004	28	771.5.078.8B	012	12	772.1.028.1A	028a	3
764.1.022.1A	016	2	76401.0010	028	13	771.5.065.8B	007	5	771.5.079.8B	005	7	772.1.041.1A	034	5
764.1.022.1A	020	21	76402.0002	003	17	771.5.065.8B	011a	2	771.5.080.8B	010a	15	772.1.042.1A	029	14
CATALOGUE No: ISSUED:			915.1.243.2A 12 - 06			CATALOGUE No: ISSUED:			915.1.243.2A 12 - 06					

CODE No.	Drwg.	POS. N.	CODE No.	Drwg.	POS. N.	CODE No.	Drwg.	POS. N.	CODE No.	Drwg.	POS. N.	CODE No.	Drwg.	POS. N.
772.1.043.1A	029	13	775.1.017.1A	032	5	779.1.190.1A	015	3	779.1.399.1A	026	3	790.1.004.1A	019	2
772.1.060.1A	020	33	775.1.017.1A	033	13	779.1.198.2A	011a	3	779.1.415.1A	024	16	790.1.009.1A	019	36
772.1.061.1A	020a	8	775.1.020.1A	028a	29	779.1.203.3A	002	7	779.1.433.1A	034	21	790.1.010.1A	019	35
772.5.029.1AB	020	4	775.1.020.1A	034a	19	779.1.213.1A	022	24	779.1.465.1A	024	24	791.1.058.1B	017	13
772.5.029.1AB	025	19	775.1.022.1A	016	14	779.1.237.1B	025	8	779.4.005.2A	022a	1	791.1.060.1A	018	5
772.5.029.1AB	032	13	775.1.022.1A	018	21	779.1.252.1B	021	35	779.4.075.1A	011	3	791.2.040.1A	007	18
772.5.031.1AB	020	2	775.1.029.1A	027a	15	779.1.260.1A	019	13	779.4.076.1A	030	11	799.1.025.1A	002	20
772.5.031.1AB	035	21	775.1.031.1B	019	10	779.1.261.1A	031	1	779.5.030.2A	015	25	799.1.048.2A	019	3
772.5.032.1A	020a	6	775.1.033.1A	019	32	779.1.274.1C	017	10	779.5.046.1C	018a	13	799.1.049.1A	002	1
772.5.032.1A	027a	11	775.1.033.1A	032	8	779.1.279.1C	027a	5	779.5.056.8B	025	41	799.1.051.2A	006	3
772.5.032.1A	035	3	775.1.034.1AB	018	12	779.1.282.1A	033	5	780.1.005.1A	010a	6	799.1.055.1A	009	3
772.5.033.1AB	030	3	775.1.035.1B	019	24	779.1.283.1A	034	4	780.1.007.1A	019	25	799.1.083.1B	025	4
772.5.034.1B	018	16	775.1.035.1B	020a	4	779.1.286.2A	033	22	780.1.018.1A	009	2	799.1.095.1A	013	18
772.5.035.1A	020	23	775.1.062.2A	010	29	779.1.293.1A	025	15	780.5.001.1A	005	15	799.1.096.1A	013	19
772.5.037.1AB	034a	17	775.5.020.1A	027a	12	779.1.298.1A	021	16	780.5.001.1A	011a	18	799.1.158.1A	022a	8
772.5.038.1AB	019	7	777.5.049.8B	011a	7	779.1.301.1AB	030	6	781.1.011.1A	016	11	799.1.166.1A	022	3
772.5.038.1AB	020	12	778.5.009.1A	021	41	779.1.311.1A	026	12	786.1.088.1A	007	13	799.1.171.1A	021	40
773.5.061.8B	014	7	778.5.012.1A	013	21	779.1.318.1A	016	9	787.1.011.1A	016	4	799.1.228.1A	034	6
773.5.069.8B	008	4	779.1.026.2A	010	3	779.1.331.1D	024	15	788.1.052.1A	005	14	799.2.077.2A	009	14
774.5.002.1B	017	1	779.1.029.2A	010a	16	779.1.334.1A	019	31	788.1.054.2A	012	4	799.2.159.1A	022a	7
774.5.006.1A	032a	11	779.1.039.1A	002	3	779.1.366.1AB	023	6	788.1.062.1A	015	9	800.1.083.1A	031	9
775.1.007.1AB	034	12	779.1.060.1A	021	8	779.1.366.1AB	025	22	788.1.064.1A	014	6	800.1.112.1A	031	4
775.1.008.1B	028a	16	779.1.109.1A	006	2	779.1.371.1A	021a	5	788.1.064.1A	014a	5	800.1.113.1A	031	17
775.1.008.3A	020	6	779.1.114.1A	006	9	779.1.372.1A	028a	26	788.1.065.1A	009	17	800.1.122.1A	007	17
775.1.008.3A	029	4	779.1.162.2A	009	27	779.1.373.1A	028a	18	788.1.076.1A	011a	9	800.1.123.1A	007	16
775.1.008.3A	033	8	779.1.187.1A	008	5	779.1.397.1A	023	1	788.1.076.1AA	011a	9	800.2.121.1A	030	9
775.1.017.1A	027a	20	779.1.189.1A	015	12	779.1.397.1A	024	5	788.1.076.1AB	011a	9	8000.36230	027a	27
CATALOGUE No: ISSUED:			915.1.243.2A 12 - 06			CATALOGUE No: ISSUED:			915.1.243.2A 12 - 06					

CODE No.	Drwg.	POS. N.	CODE No.	Drwg.	POS. N.	CODE No.	Drwg.	POS. N.	CODE No.	Drwg.	POS. N.	CODE No.	Drwg.	POS. N.
8000.36726	027a	30	821.1.171.1A	018	14	830.1.261.1A	010	24	840.1.185.1AT	13	11	848.5.002.1A	022	22
8000.50450	029	8	821.1.184.1A	020	27	830.1.262.1A	010a	18	840.1.185.1AU	13	11	850.1.003.1A	034a	24
8000.50454	029	3	821.1.192.1A	012	8	830.1.263.2A	027a	6	840.1.186.1A	013	9	850.1.014.1A	033	17
8000.53724	018a	7	821.1.213.1A	013	17	830.1.281.1A	035	20	840.1.186.1AA	13	9	850.4.041.1A	018	19
8000.70139	001b	8	821.1.214.1A	013	15	832.1.026.1B	028a	14	840.1.186.1AB	13	9	850.4.044.1A	034a	1
806.1.015.1A	033	23	821.1.215.1A	013	2	832.1.027.1B	033	28	840.1.186.1AC	13	9	850.4.047.1A	027a	14
806.1.016.1A	033	21	821.1.216.1A	013	1	835.1.005.1B	020	11	840.1.186.1AD	13	9	850.4.049.1A	034	17
808.2.047.1A	021	42	824.1.083.1B	022	9	840.1.185.1A	013	11	840.1.186.1AE	13	9	850.4.049.1A	034a	13
814.1.081.1A	007	14	824.1.084.1B	022	28	840.1.185.1AA	13	11	840.1.186.1AF	13	9	850.4.050.1A	034a	20
814.1.111.2B	035	6	825.1.028.2A	025	32	840.1.185.1AB	13	11	840.1.186.1AG	13	9	850.4.051.1A	034a	21
814.1.114.1A	001d	8	826.1.009.1A	002	33	840.1.185.1AC	13	11	840.1.186.1AH	13	9	850.4.052.1A	027a	9
814.1.117.1A	014a	7	826.1.012.1A	010	18	840.1.185.1AD	13	11	840.1.186.1AI	13	9	850.4.055.1A	033	6
814.4.010.1A	032a	2	826.1.015.1A	020	26	840.1.185.1AE	13	11	840.1.186.1AJ	13	9	850.4.058.1A	034a	11
815.1.022.1A	016	5	827.1.157.1A	035	18	840.1.185.1AF	13	11	840.1.186.1AK	13	9	850.4.064.1A	019	29
815.1.028.1A	009	21	829.1.078.1A	025	1	840.1.185.1AG	13	11	840.1.186.1AL	13	9	851.1.001.1B	004	9
818.2.009.1A	004	3	829.1.190.1A	018a	9	840.1.185.1AH	13	11	840.1.186.1AM	13	9	851.1.004.1A	003	31
819.1.040.1A	028a	23	829.1.190.1A	020a	2	840.1.185.1AI	13	11	840.1.186.1AN	13	9	851.1.010.1A	006	12
819.1.043.1A	026	1	829.1.366.1A	022a	6	840.1.185.1AJ	13	11	840.1.186.1AO	13	9	851.1.013.1A	008	14
821.1.001.1A	002	26	829.1.369.3B	020	3	840.1.185.1AK	13	11	840.1.186.1AP	13	9	851.4.001.1A	004	5
821.1.009.1B	026	18	829.1.370.3B	020	9	840.1.185.1AL	13	11	840.1.186.1AQ	13	9	852.1.005.1A	002	14
821.1.051.1AB	022	4	829.1.386.1A	020a	7	840.1.185.1AM	13	11	840.1.186.1AR	13	9	852.1.024.1A	034	11
821.1.052.1AB	025	9	829.1.401.1A	020	24	840.1.185.1AN	13	11	840.1.186.1AS	13	9	852.1.053.2A	002	2
821.1.070.1A	002	17	829.1.419.1A	018	10	840.1.185.1AO	13	11	840.1.186.1AT	13	9	852.1.068.1B	028a	24
821.1.134.1A	022a	2	829.1.439.1A	010	30	840.1.185.1AP	13	11	840.1.186.1AU	13	9	852.1.071.1A	021	7
821.1.159.1A	016	15	829.2.604.1A	020	1	840.1.185.1AQ	13	11	841.1.002.2A	004	2	852.1.072.1A	019	23
821.1.162.1A	025	13	829.2.605.1A	020	14	840.1.185.1AR	13	11	845.4.005.1B	013	6	852.1.075.1A	034a	23
821.1.170.1A	022	13	830.1.235.1A	011	15	840.1.185.1AS	13	11	848.2.002.1A	021	23	852.1.075.1B	033	11

CODE No.	Drwg.	POS. N.	CODE No.	Drwg.	POS. N.	CODE No.	Drwg.	POS. N.	CODE No.	Drwg.	POS. N.	CODE No.	Drwg.	POS. N.
852.1.094.1A	002	19	852.1.172.1A	002	29	852.5.028.1A	010a	24	866.1.036.1A	020	25	882.1.012.1A	012	15
852.1.104.1A	006	11	852.1.172.1A	009	11	852.5.028.1A	011	21	866.1.036.1A	034a	27	884.4.006.1A	026	26
852.1.104.1B	006	11	852.1.172.1A	011	7	852.5.031.1A	018	23	866.1.044.1A	016	6	884.4.042.1A	009	24
852.1.104.1C	006	11	852.1.174.1A	002	31	853.1.002.1A	009	9	872.1.015.1A	021	14	884.5.001.1A	021	5
852.1.104.1D	006	11	852.1.174.1A	008	28	853.1.003.1A	012	2	872.1.016.1A	028a	7	884.5.003.1A	022	10
852.1.104.1E	006	11	852.1.176.1A	014a	10	853.5.003.1A	033	15	872.1.036.2A	020	13	884.5.011.1A	011	8
852.1.104.1F	006	11	852.1.176.1A	015	29	853.5.009.1A	011a	23	872.1.037.2A	020	17	884.5.013.1A	005a	4
852.1.104.1G	006	11	852.1.181.1A	026	29	853.5.010.1A	018	7	872.1.042.1A	028a	8	884.5.034.1A	002	22
852.1.104.1H	006	11	852.1.191.1A	019	19	855.5.000.1B	018a	14	872.4.043.1A	017	4	884.5.036.1A	009	25
852.1.104.1I	006	11	852.1.195.1A	005	10	856.1.001.1A	003	6	872.4.044.1A	028a	25	884.5.036.1A	012	7
852.1.104.1J	006	11	852.1.195.1A	009	7	856.1.023.1A	027a	18	873.1.005.1A	015	26	886.1.095.1A	011a	5
852.1.104.1K	006	11	852.4.008.1A	010	25	856.1.031.1A	003	16	875.1.048.2A	016	10	886.4.003.1A	011a	10
852.1.104.1L	006	11	852.4.008.1A	010a	19	856.1.042.1A	034a	18	875.1.065.1A	001d	3	886.4.033.1A	009	4
852.1.104.1M	006	11	852.4.170.1A	033	24	856.1.061.2A	015	8	875.1.073.1A	028	14	886.4.034.1A	009	18
852.1.104.1N	006	11	852.5.009.1A	033	10	856.1.062.2A	008	19	876.1.086.1A	017	8	886.4.037.1A	009	6
852.1.114.1A	011	10	852.5.023.1A	011a	17	856.1.064.2A	010	15	876.2.003.1A	029	1	886.4.043.1A	004	27
852.1.120.1A	011a	22	852.5.023.1A	035	5	856.1.074.2A	015	23	876.2.004.1A	029	9	886.4.048.1A	031	13
852.1.135.1A	005a	3	852.5.024.1A	002	5	856.1.075.1A	012	17	877.1.090.1A	027a	25	886.4.055.1A	032	7
852.1.148.1B	027a	4	852.5.024.1A	005	16	856.1.079.2A	012	9	877.1.091.1A	025	21	886.4.112.1A	007	19
852.1.151.1A	022	15	852.5.024.1A	011a	19	856.1.087.1A	033	4	881.1.012.1A	002	32	886.4.118.1A	004	26
852.1.154.1A	025	3	852.5.024.1A	016	8	856.1.091.1A	019	33	881.1.034.1A	012	18	886.4.118.1A	010	13
852.1.156.1A	034	15	852.5.024.1A	019	12	856.4.002.1A	033	2	881.1.040.1A	032	9	886.5.007.1A	015	16
852.1.158.1A	025	24	852.5.024.1A	023	7	856.4.002.1A	034a	14	881.1.051.1A	011	22	886.5.011.1A	007	7
852.1.160.1B	018	11	852.5.024.1A	024	4	860.1.004.1A	010	23	881.1.051.1A	014a	9	886.5.014.1A	021	27
852.1.162.1A	027a	17	852.5.024.1A	025	23	860.1.004.1A	011a	20	881.2.001.1A	004	19	886.5.033.1A	032a	9
852.1.163.1A	019	27	852.5.025.1A	014	8	861.5.013.1A	021	34	882.1.003.1A	008	11	886.5.042.1A	027a	28
852.1.166.1A	033	25	852.5.026.1A	010	2	863.1.002.1A	012	14	882.1.006.1A	002	16	88700.5665	001	10
CATALOGUE No: ISSUED:	915.1.243.2A 12 - 06						CATALOGUE No: ISSUED:	915.1.243.2A 12 - 06						

CODE No.	Drwg.	POS. N.	CODE No.	Drwg.	POS. N.	CODE No.	Drwg.	POS. N.	CODE No.	Drwg.	POS. N.	CODE No.	Drwg.	POS. N.
88700.5749	001	14	88713.1920	001a	8	893.1.003.1A	030	1	930.5.007.1A	015	17	97900.0215	001c	1
88713.0123	001	4	88713.1980	001a	16	893.2.006.2A	010	7	930.5.012.1A	028a	5	97900.0216	001c	5
88713.0869	001	15	88713.1994	001a	10	893.2.013.1A	005	11	934.1.003.2A	029	12	97900.0217	001c	15
88713.0870	001	16	88713.2011	001a	7	893.4.005.1A	025	27	934.1.004.1A	031	11	97900.0218	001d	18
88713.1010	001a	20	88713.2036	001	8	894.1.014.1A	009	23	93783.1524	011a	4	97900.0219	001c	10
88713.1037	001b	6	88713.2060	001a	11	895.2.003.1A	032	6	93785.1830	010a	8	97900.0220	001d	21
88713.1057	001b	11	88713.2066	001a	17	913.7.107.1A	027	5	93823.0128	004	32	97900.0221	001d	22
88713.1058	001b	7	88713.2068	001a	1	913.7.107.1B	027	5	93823.2018	004	30	97900.0222	001c	9
88713.1062	001b	10	88713.2069	001a	2	913.7.107.1B	027	5	93823.2050	007	11	97900.0223	001c	11
88713.1068	001b	2	88713.2102	001a	4	913.7.107.1C	027	5	93823.2087	014	4	97900.0224	001c	6
88713.1071	001b	9	88713.2133	001	12	913.7.107.1C	027	5	93823.2087	014a	6	97900.0225	001c	8
88713.1072	001b	1	88713.2346	001	17	913.7.107.1D	027	5	93823.2087	031	18	97900.0226	001c	12
88713.1074	001b	4	88713.2409	001b	12	926.1.003.1A	034a	6	93823.3156	010	12	97900.0227	001d	7
88713.1077	001b	5	88713.2669	001	19	930.1.004.1A	021	2	93827.0114	005	12	97900.0228	001d	12
88713.1091	001	11	88713.2676	001	1	930.4.011.1A	028	6	93827.0114	009	22	97900.0229	001c	13
88713.1344	001b	13	88765.0999	001	6	930.4.020.1A	015	27	93827.0114	010	8	97900.0230	001d	20
88713.1429	001	2	88765.1000	001	5	930.4.021.1A	005a	2	94247.0014	005a	5	97900.0231	001d	17
88713.1749	001a	13	88765.1005	001	5	930.4.022.1A	010	20	94247.0014	010a	3	97900.0232	001c	16
88713.1791	001a	14	88765.1006	001	5	930.4.023.1A	003	14	94247.0014	011	18	98112.0002	001	4
88713.1805	001a	3	88765.1126C	001d	24	930.4.030.1A	007	6	94460.1829	006	6			
88713.1806	001a	6	88765.1126T	001d	16	930.4.034.1A	005	6	961.1.240.3B	037	1			
88713.1821	001a	9	88765.1126V	001c	14	930.4.035.1A	004	16	961.1.270.1C	037	2			
88713.1832	001	9	88765.1181	001a	5	930.4.039.1A	026	31	966.1.441.1A	037	4			
88713.1886	001	13	88765.1188	001a	12	930.4.049.1A	003	30	969.5.950.3B	037	3			
88713.1904	001a	15	88765.1298	001	3	930.4.052.1A	026	2	97900.0002	001c	2			
88713.1906	001a	19	88765.1371	001c	3	930.5.005.1A	011	19	97900.0003	001d	23			
88713.1914	001a	18	88765.1374	001c	4	930.5.006.2B	011	20	97900.0211	001c	7			