





Spare parts catalogue 999S bip/mon U.S.A.

DUCATI999



DUCATI MOTORHOLDING		999S	M.Y. '05	U.S.A.
Spare Parts Department		P.N. 91511772C	Novembre - November '05	Edizione - Edition 01
DUCATI MOTORHOLDING		999S	M.Y. '05	U.S.A.
Spare Parts Department		P.N. 91511772C	Novembre - November '05	Edizione - Edition 01
DUCATI MOTORHOLDING		999S	M.Y. '05	U.S.A.
Spare Parts Department		P.N. 91511772C	Novembre - November '05	Edizione - Edition 01
DUCATI MOTORHOLDING		999S	M.Y. '05	U.S.A.
Spare Parts Department		P.N. 91511772C	Novembre - November '05	Edizione - Edition 01

GENERAL INFORMATION

The present spare parts order exactly the right spare parts

When ordering specify:

1) the part's code number followed by its description; quantity needed;

2) the motorcycle's serial number, stamped on the steering head.

Reference to right and left apply to the vehicle in terms of its direction of movement.

Spare parts drawings are general and do not represent the part.

The contents of this catalogue are general and can undergo changes without prior notice.

VALIDITY

f.m.	Until V.I.N.
d.m.	From V.I.N.
f.m.m.	Up to engine number
d.m.m.	From engine number

LIST

CAL	California
CND	Canada

*Ducati Motor Holding S.p.A.
Commercial and Administration Office:
Via A. Cavalieri Ducati n. 3
40132 Bologna, Italy
Telefono 051 6413111
Fax 051 406580
Internet www.ducati.com*

CATALOGUE No: 915.1.177.2C
ISSUED: 11 - 05

CATALOGUE No: 915.1.177.2C
ISSUED: 11 - 05

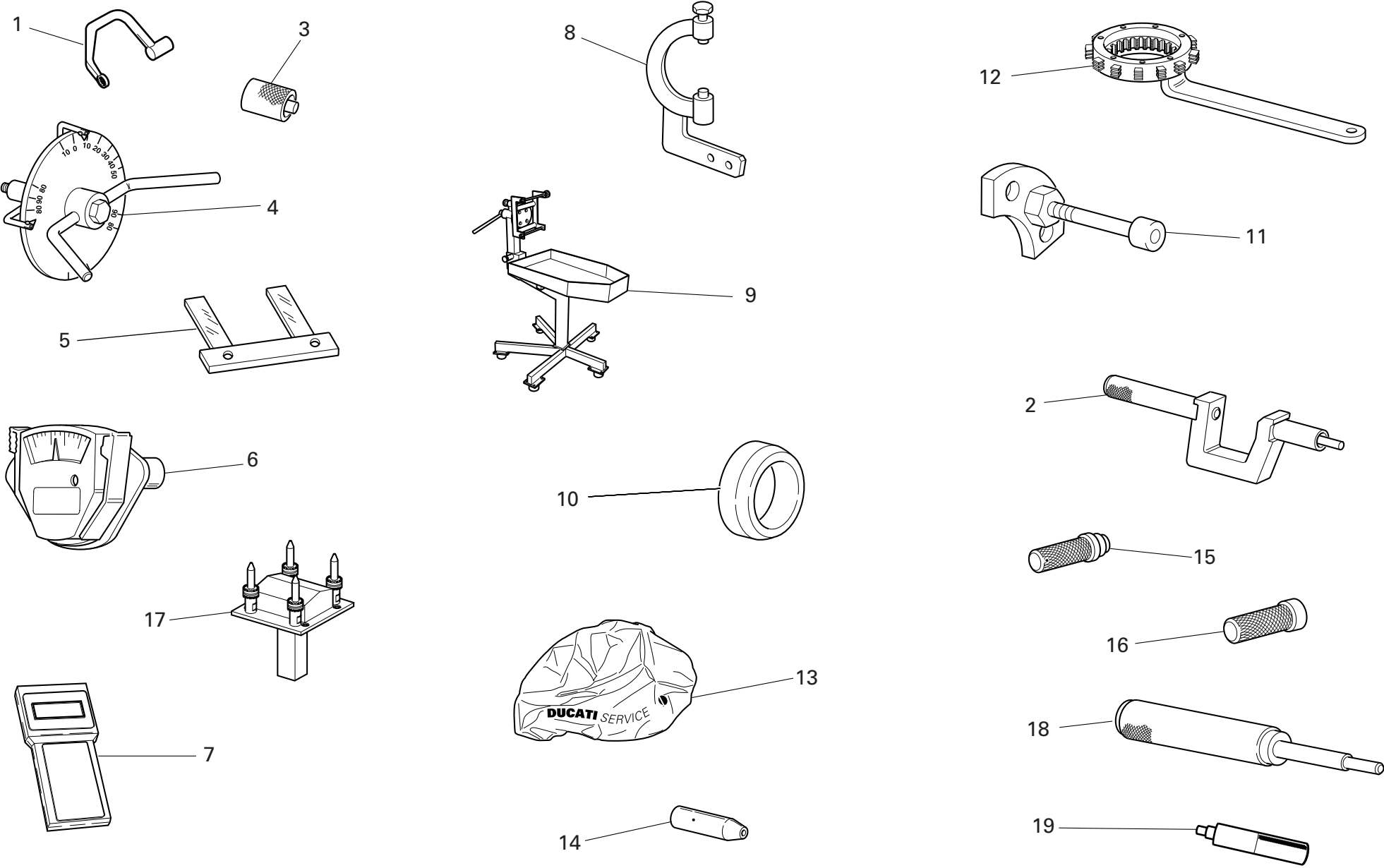
PAINTS



Paint	Code
"Rosso Anniversary DUCATI"	(PPG) F_473.101
"Giallo DUCATI" (for mono Jap version)	(PPG) 473.201
"Nero Lucido DUCATI" (for bip version)	(PPG) 248.514
"Trasparente"	(PPG) 228.880


page	CONTENTS
4	001 WORKSHOP SPECIAL TOOLS
6	001a WORKSHOP SPECIAL TOOLS
8	001b WORKSHOP SPECIAL TOOLS
10	001c DIAGNOSIS TESTER MATHESIS
12	001d WORKSHOP SPECIAL TOOLS
14	002 GEARCHANGE
16	003 GEAR-BOX
18	004 CLUTCH
20	005 CLUTCH COVER
22	005a CLUTCH COVER
24	006 CRANKSHAFT
26	007 CYLINDERS - PISTONS
28	008 TIMING
30	009 FILTERS AND OIL PUMP
32	010 HALF CRANKCASES
34	010a HALF CRANKCASES
36	011 WATER PUMP - ALTERNATOR COVER
38	012 ELECTRIC STARTER AND IGNITION
40	013 HEAD : TIMING
42	014 COLLECTORS AND HEAD COVERS
44	014a HEAD COVERS
46	015 HEAD
48	016 OIL COOLER
50	017 THROTTLE BODY
52	018 BATTERY BOX MOUNT
54	018a INJECTION SYSTEM
56	019 EXHAUST SYSTEM
58	020 FRONT HEAD-LIGHT AND INSTRUMENT PANEL
60	020a FRONT WIRING
62	021 HALF-HANDLEBARS - SHOCK-ADSORBER
64	021a FRONT FORK
66	022 FRAME
68	022a STAND
70	023 CLUTCH CONTROL
72	024 FRONT HYDRAULIC BRAKE
74	025 REAR HYDRAULIC BRAKE
76	026 FRONT AND REAR WHEELS
78	027 REAR FRAME (bip)-REAR FOOT RESTS
80	027a REAR FRAME(mon)
82	027b NUMBER PLATE HOLDER
84	028 REAR SUSPENSION
86	028a REAR FORK
88	029 AIR INDUCTION - OIL VENT
90	030 WATER RADIATOR ASSY
92	031 COOLING CIRCUIT
94	032 FUEL TANK
96	032a FUEL SYSTEM
98	033 SEAT (monoposto)
100	033a SEAT (biposto)
102	034 HEADLIGHT FAIRING
104	034a FAIRING
108	035 FUEL INFEED
110	036 MARKING PLATES
112	037 ACCESSORY

DRAWING 001 WORKSHOP SPECIAL TOOLS



DRAWING 001

WORKSHOP SPECIAL TOOLS

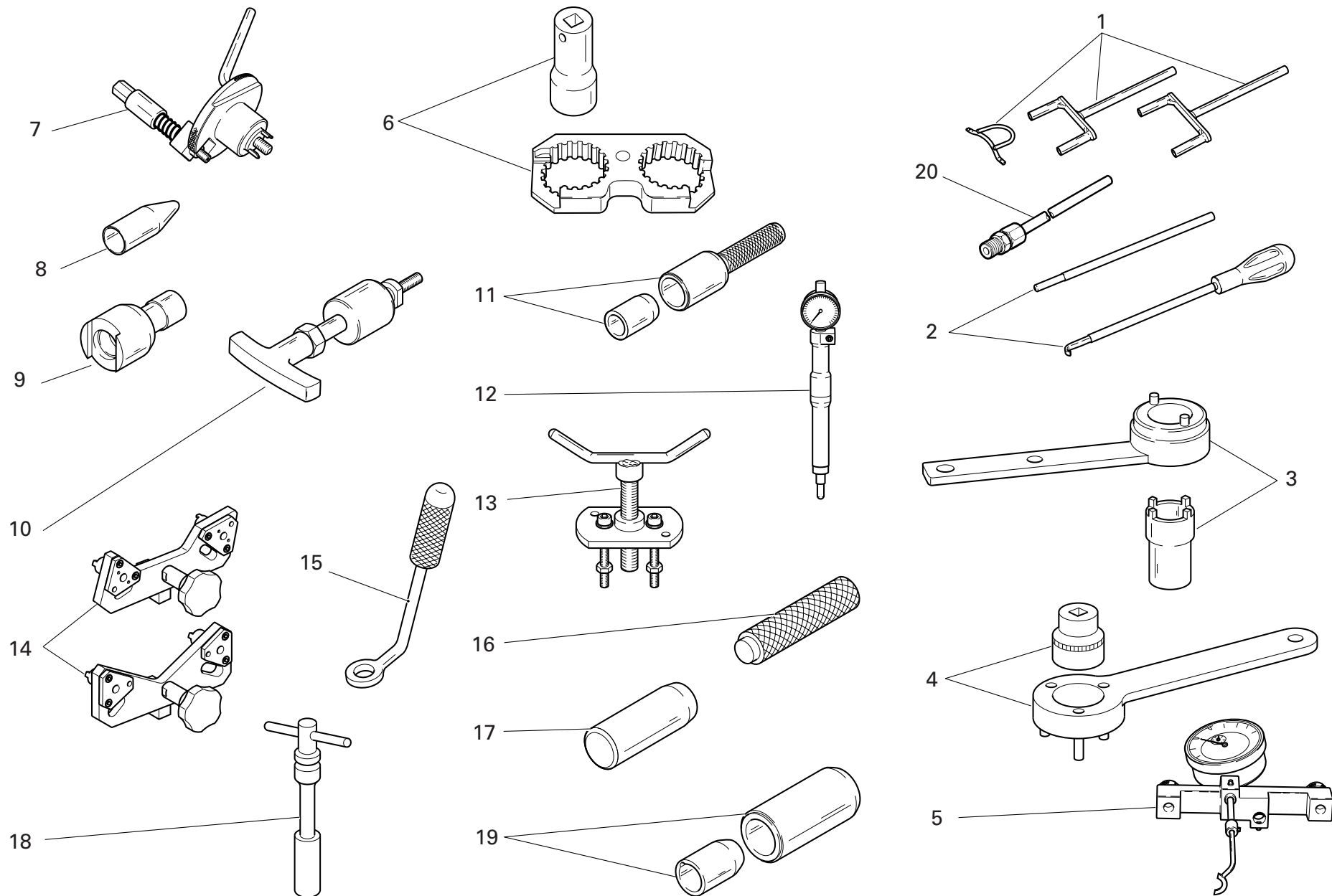
NOTES NO.	CODE NO.	DESCRIPTION	VALIDITY	Q.TY 
	1	88713.2676	Head nuts holder wrench	1
	2	88713.1429	Tool to drive valve seal ring ø7	1
	3	88765.1298	Spacer for checking lower valve shim	1
	4	88713.0123	Degree wheel holder tool for ignition advance check	1
	4	98112.0002	Degree wheel	1
	5	88765.1000	Fork feeler gauge 0.1 mm	1
	5	88765.1005	Fork feeler gauge 0,2 mm	1
	5	88765.1006	Fork feeler gauge 0.3 mm	1
	6	88765.0999	Timing belt control gauge	1
	7	88765.1375AF	Check instrument	1
GB	7	88765.1375BF	Check instrument	1
D	7	88765.1375CF	Check instrument	1
F	7	88765.1375DF	Check instrument	1
E	7	88765.1375EF	Check instrument	1
	8	88713.2036	Flywheel Wrench	1
	9	88713.1832	Bench for engine repair	1
	10	88700.5665	Sleeve for installing clutch bell gear	1
	11	88713.1091	Plate for positioning gear engagement fork	1
	12	88713.2133	Wrench to hold clutch housing drum steady	1
	13	88713.1886	Engine canvas	1
	14	88700.5749	Crankcases assembling cap	1
	15	88713.0869	Tool for assembling water pump front seal	1
	16	88713.0870	Tool for assembling water pump front seal	1
	17	88713.2346	Head mounting base	1
	18	88713.0879	Punch tool to extract valve guide	1
	19	88713.2669	Roller cage fitting tool on primary shaft	1

CATALOGUE No: 915.1.177.2C
ISSUED: 11 - 05


NOTES NO.	CODE NO.	DESCRIPTION	VALIDITY	Q.TY 
-----------	----------	-------------	----------	--

CATALOGUE No: 915.1.177.2C
ISSUED: 11 - 05

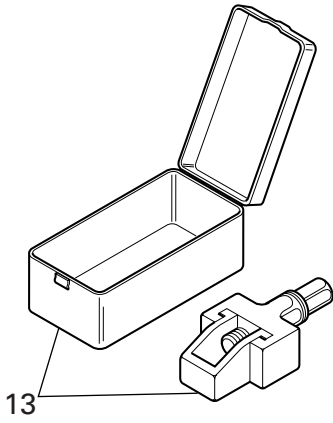
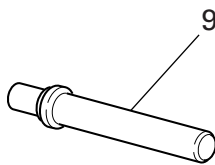
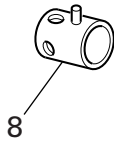
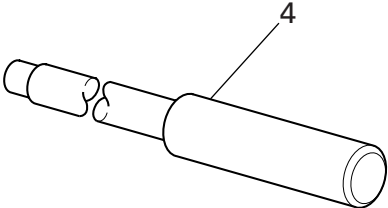
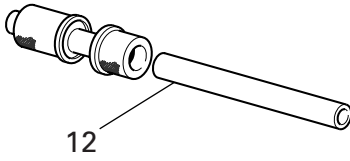
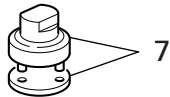
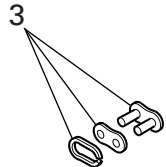
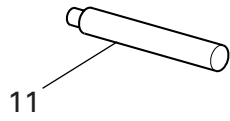
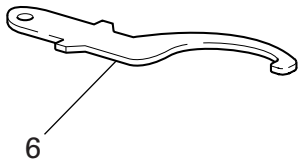
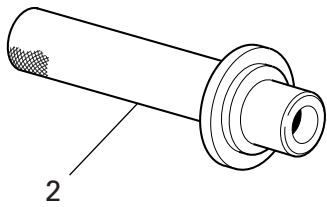
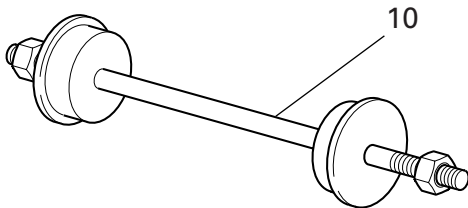
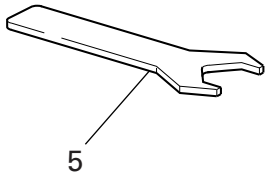
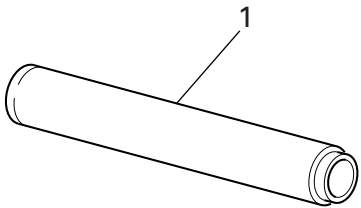
DRAWING 001a WORKSHOP SPECIAL TOOLS




DRAWING 001a WORKSHOP SPECIAL TOOLS

NOTES NO.	CODE NO.	DESCRIPTION	VALIDITY	Q.TY 
1	88713.2068	Closing rocker pre-load kit		1
2	88713.2069	Rocker spring pre-load compound kit		1
3	88713.1805	Driving roller tightening tool		1
4	88713.2102	Primary drive gear tightening tool		1
5	88765.1181	Valve lift gauge		1
6	88713.1806	Reaction tool for belt roller tightening		1
7	88713.2011	Tool to hold crankshaft in TDC position		1
8	88713.1920	Tool to fit O-rings onto stud bolts		1
9	88713.1821	Wrench to tighten tensioning bolts		1
10	88713.1994	Rocker shaft extractor		1
11	88713.2060	Seal ring driving tool		1
12	88765.1188	T.D.C. control gauge		1
13	88713.1749	Drive roller puller		1
14	88713.1791	Belt roller timing tool		1
15	88713.1904	Half-rings mounting punch tool		1
16	88713.1980	Drift to drive retainers onto shafts		1
17	88713.2066	Tool to fit cam blanking caps		1
18	88713.1914	Spark plug tool		1
19	88713.1906	Tool to fit seals on camshafts		1
20	88713.1010	Union for exhaust gas suction		1

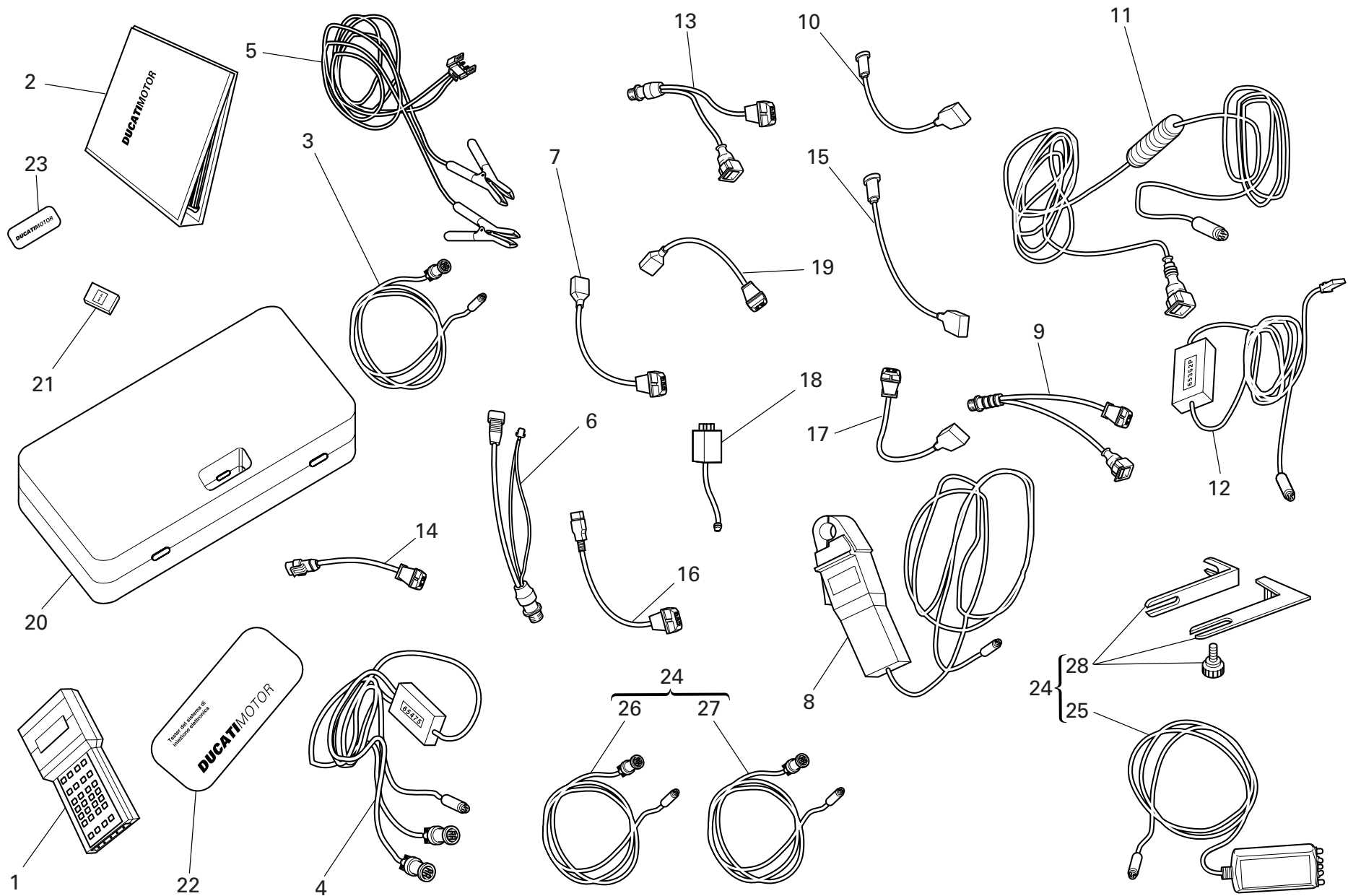
NOTES NO.	CODE NO.	DESCRIPTION	VALIDITY	Q.TY 
-----------	----------	-------------	----------	--




DRAWING 001b WORKSHOP SPECIAL TOOLS

NOTES NO.	CODE NO.	DESCRIPTION	VALIDITY	Q.TY 
1	88713.1072	Stopper for driving the half bearing of the steering head base		1
2	88713.1068	Stopper for assembling the rear fork roller bearings		1
3	677.4.003.1A	Coupling		1
4	88713.1074	Stopper for disassembling the swingarm pivot		1
5	88713.1077	Wrench for seat lock nut		1
6	88713.1037	Wrench for adjusting the steering head		1
7	88713.1058	Wrench for assembling the steering head cap		1
8	8000.70139	Wrench for front wheel spindle		1
9	88713.1071	Stopper for assembling the rocker needle bearings		1
10	88713.1062	Tool for assembling the steering head bearings		1
11	88713.1057	Stopper for inserting the steering damper bearing		1
12	88713.2409	Tool for assembling the swingarm ball bearings		1
13	88713.1344	Tool for assembling chain		1


NOTES NO.	CODE NO.	DESCRIPTION	VALIDITY	Q.TY 
-----------	----------	-------------	----------	--



DRAWING 001c DIAGNOSIS TESTER MATHESIS

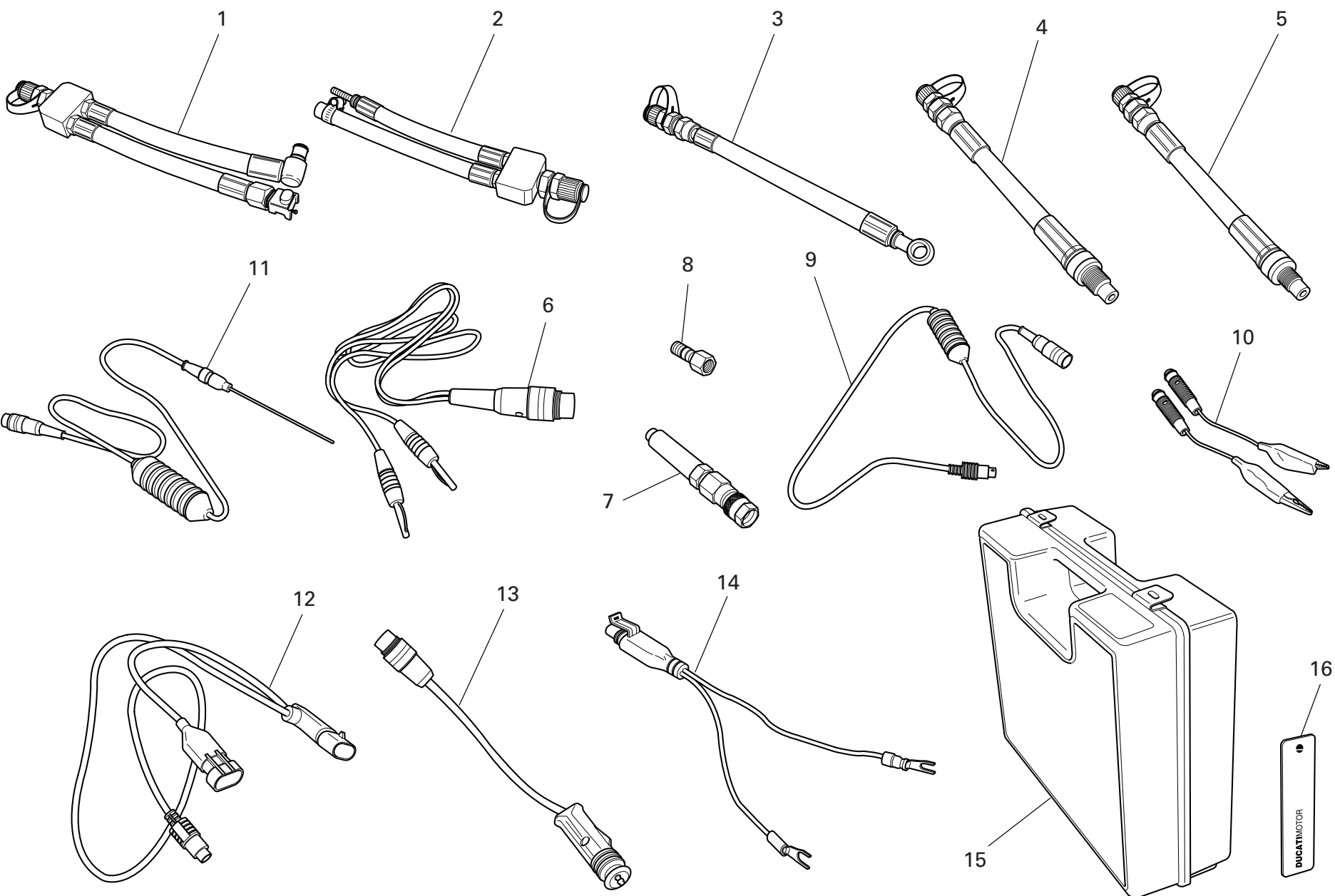
NOTES NO.	CODE NO.	DESCRIPTION	VALIDITY	Q.TY 
1	88765.1126Z	Bare Mathesis		1
2	914.7.023.1A	Italian manual		1
2	914.7.023.1B	English manual		1
2	914.7.023.1C	German manual		1
2	914.7.023.1D	Franch manual		1
2	914.7.023.1E	Spanish manual		1
3	88765.1126R	Main cable Mathesis		1
4	88765.1126A	Pickup Control cable		1
5	88765.1126Q	Battery mains cable		1
6	88765.1126	Mains cable adapter for self diagnosis		1
7	88765.1126N	Sensor for absolute pressure sampling		1
8	88765.1126V	Amperometer plier		1
9	88765.1126E	Adapter for 3 wires Pickup test cable		1
10	88765.1126P	Sensor for air temperature sampling		1
11	88765.1126C	Cable for potentiometer adjustment		1
12	88765.1126B	Test cable and speed indicator adjustment		1
13	88765.1126F	Adapter for 2 wires Pickup test cable		1
14	88765.1126D	Adapter for potentiometer adjustment		1
15	552.4.028.1A	Sensor for small throttle potentiometer sampling		1
16	88765.1126H	Sensor for throttle potentiomer sampling		1
17	88765.1126G	Sensor for air/water temperature sampling		1
18	88765.1126M	Sfety remote switch		1
19	88765.1126L	2 Wires sampling Pickup sensor		1
20	88765.1126U	Case with sponge		1
21	88765.1073	Memory card reader		1
21	88765.1074	English memory card		1


CATALOGUE No: 915.1.177.2C
ISSUED: 11 - 05

NOTES NO.	CODE NO.	DESCRIPTION	VALIDITY	Q.TY 
21	88765.1075	German memory card		1
21	88765.1076	French memory card		1
21	88765.1077	Spanish memory card		1
22	88765.1126S	DUCATI sticker for case		1
23	88765.1126T	DUCATI sticker RH/LH side		1
24	88765.1369A	Belt tensioning kit		1
GB	24	88765.1369B	Belt tensioning kit	1
D	24	88765.1369C	Belt tensioning kit	1
F	24	88765.1369D	Belt tensioning kit	1
E	24	88765.1369E	Belt tensioning kit	1
25	88765.1371	Sensor		1
26	88765.1372	Main cable		1
27	88765.1373	Cable extension		1
28	88765.1374	Bracket		1

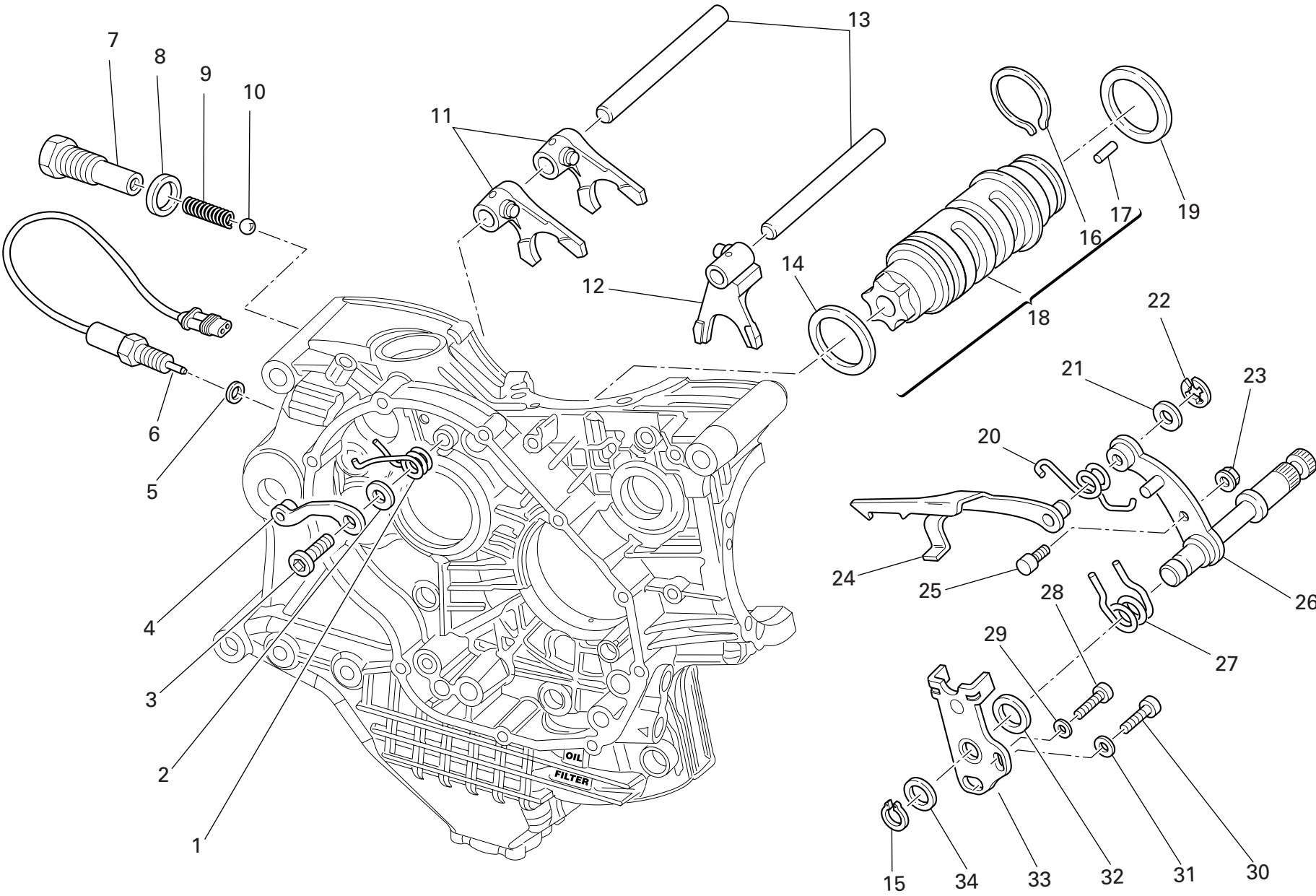
CATALOGUE No: 915.1.177.2C
ISSUED: 11 - 05

DRAWING 001d WORKSHOP SPECIAL TOOLS




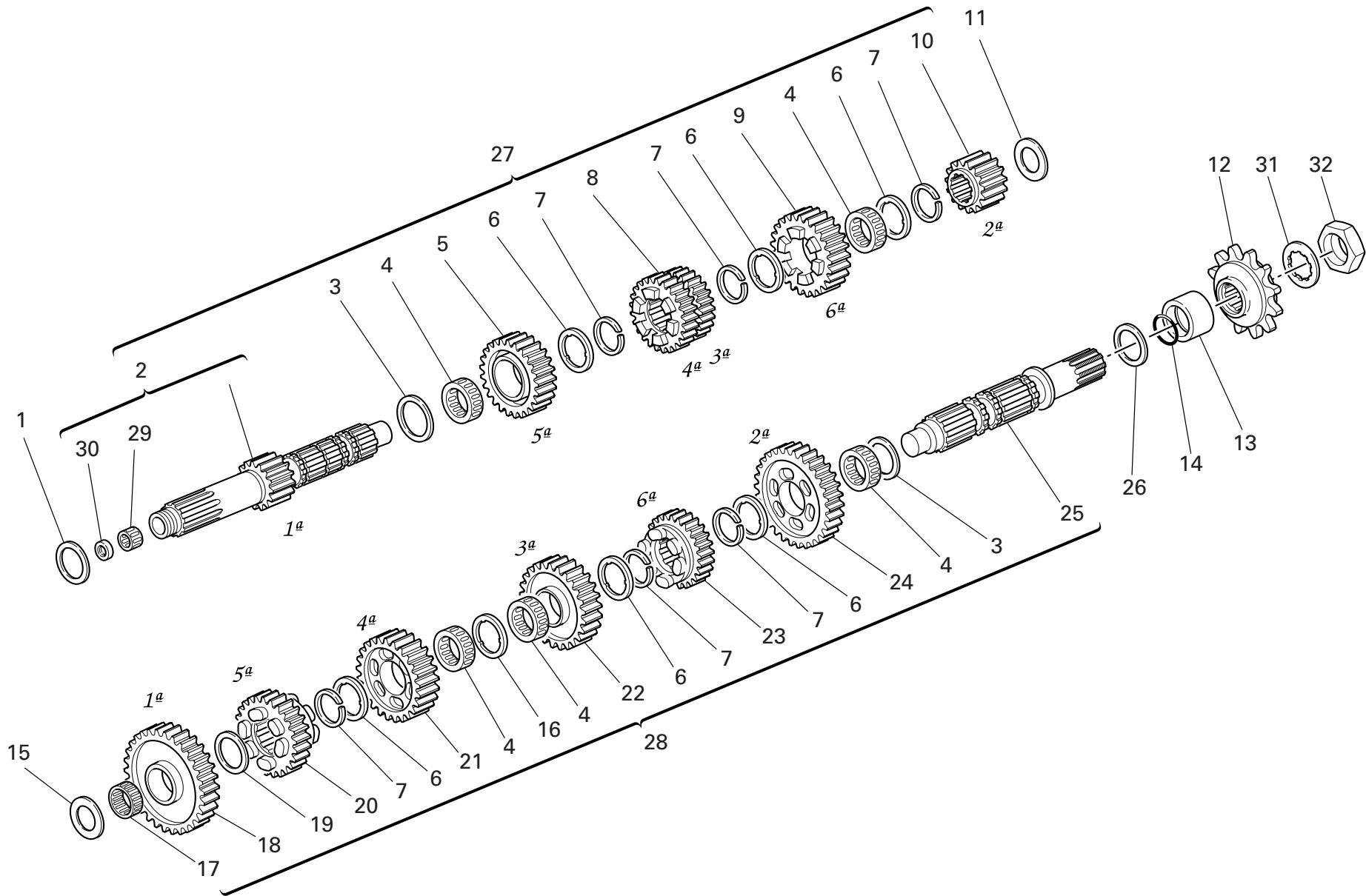
NOTES NO.	CODE NO.	DESCRIPTION	VALIDITY	Q.TY 
	0	88765.1241	Check instrument	1
GB	0	88765.1242	Check instrument	1
D	0	88765.1243	Check instrument	1
F	0	88765.1244	Check instrument	1
E	0	88765.1245	Check instrument	1
	1	590.1.189.1A	Fuel pressure line HS.	1
	2	590.1.190.1A	Fuel pressure line ST/SS/M.	1
	3	875.1.065.1A	Oil pressure line	1
	4	552.1.037.1A	Fitting - cylinder compression M12	1
	5	552.1.038.1A	Fitting - cylinder compression M10	1
	6	514.1.037.1A	Cable Volt PF DUC 21	1
	7	552.1.039.1A	Pressure sensor	1
	8	814.1.114.1A	Oil pressure fitting	1
	9	514.1.032.1A	Cable for supplementary tests	1
	10	514.1.035.1A	Red clamp cable	1
	10	514.1.036.1A	Black clamp cable	1
	11	552.1.040.1A	Temperature probe	1
	12	514.1.034.1A	Main cable PF A621	1
	13	514.1.033.1A	Electric lighter connection adapter (ST)	1
	14	514.1.038.1A	Battery connection adapter	1
	15	698.1.033.1A	Red case with sponge rubber	1
	16	88765.1126T	DUCATI sticker RH/LH side	2

NOTES NO.	CODE NO.	DESCRIPTION	VALIDITY	Q.TY 
-----------	----------	-------------	----------	--




NOTES NO.	CODE NO.	DESCRIPTION	VALIDITY	Q.TY 
1	799.1.049.1A	Return spring		1
2	852.1.053.2A	Washer		1
3	779.1.039.1A	Special screw		1
4	455.2.003.1A	Gear stopper assembly		1
5	420.2.001.0A	Gasket th.1		1
6	539.1.021.1A	Switch		1
7	779.1.203.2A	Push rod holder		1
8	0272.91.090	Gasket		1
9	0660.13.143	Gear selector spring		1
10	76835.1134	Ball		1
11	180.1.001.1A	1st,4th-2nd,3rd gear selector fork		2
12	180.1.002.1A	5th,6th gear selector fork		1
13	0660.13.070	Fork pin		2
14	852.1.005.1A	Shim th. 1		1
15	73500.1542	Circlip		1
16	882.1.006.1A	Needle retaining ring (square cross-section)		1
17	821.1.070.1A	Pin		6
18	182.2.018.1A	Complete gearbox drum		1
19	0660.13.060	Shim th. 1		1
19	852.1.094.1A	Shim th. 0.9		1
20	799.1.025.1A	Fork return spring		1
21	0400.09.050	Shim th. 0.5		1
21	0765.92.205	Shim th. 0.2		2
22	884.5.034.1A	Ring		1
23	748.1.040.1A	Nut		1
24	180.1.008.1A	Gearbox drum control fork		1
25	0660.13.165	Gearchange lever pin		1

NOTES NO.	CODE NO.	DESCRIPTION	VALIDITY	Q.TY 
26	821.1.001.1A	Pin with gearchange lever		1
27	0799.13.110	Gearchange lever return spring		1
28	771.5.067.8B	Screw		1
29	852.1.172.1A	Washer		1
30	771.5.123.8B	Screw		1
31	852.1.174.1A	Washer		1
32	881.1.012.1A	Centering ring		1
33	826.1.009.1A	Stopper plate		1
34	0400.29.125	Shim th. 0.2		2
34	0400.29.126	Shim th. 0.5		1




DRAWING 003

GEAR-BOX

NOTES NO.	CODE NO.	DESCRIPTION	VALIDITY	Q.TY 
1	0251.47.050	Shim th. 1		1
1	0251.47.054	Shim th. 1.2		1
2	150.2.006.1B	Gearbox main shaft		1
3	0670.16.150	Shim th. 0.5		2
4	701.4.005.1A	Needle bearing		5
5	172.1.004.1C	Driving gear 5th sp.		1
6	856.1.001.1A	Grooved washer th. 0.5		6
7	0670.16.145	Snap ring		6
8	172.1.003.1C	Driving gear 3rd/4th sp.		1
9	172.1.005.1C	Driving gear 6th sp.		1
10	172.1.002.1B	Driving gear 2nd sp.		1
11	0670.16.163	Shim th. 1.8		1
11	0670.16.164	Shim th. 2		1
11	713.1.014.1A	Shim th. 1.5		1
11	713.1.014.1B	Shim th. 1.7		1
11	713.1.014.1E	Shim th. 1.6		1
11	713.1.014.1F	Shim th. 1.9		1
11	713.1.266.1A	Spacer th. 3,15		1
12	449.1.045.1A	Front sprocket w/rubber protection Z=15		1
13	713.1.157.1A	Spacer		1
14	930.4.023.1A	O-ring		1
15	0670.16.165	Shim th. 2.2		1
15	0670.16.184	Shim th. 1		1
15	0670.16.185	Shim th. 1.2		1
15	713.1.011.1A	Shim th. 2.3		1
16	856.1.031.1A	Grooved washer th. 0.5		1
17	76402.0002	Needle bearing		1

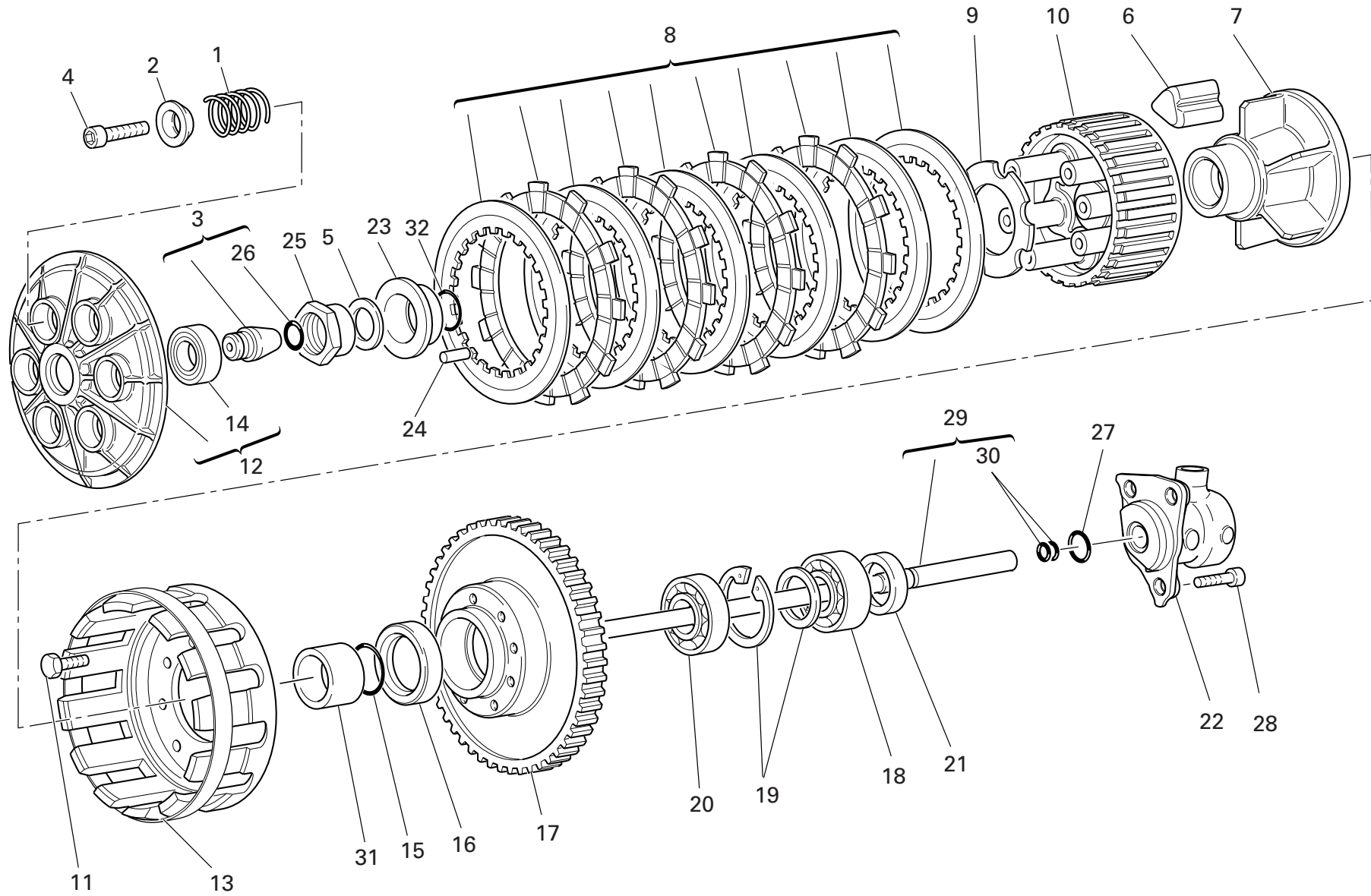
CATALOGUE No: 915.1.177.2C
ISSUED: 11 - 05

NOTES NO.	CODE NO.	DESCRIPTION	VALIDITY	Q.TY 
18	172.1.006.1B	Driven gear 1st sp.		1
19	0670.16.155	Shim th. 1		1
20	172.1.010.1C	Driven gear 5th sp.		1
21	172.1.009.1C	Driven gear 4th sp.		1
22	172.1.008.1C	Driven gear 3rd sp.		1
23	172.1.011.1C	Driven gear 6th sp.		1
24	172.1.007.1B	Driven gear 2nd sp.		1
25	149.1.032.3A	Gearbox lay shaft		1
26	0670.16.170	Shim th. 0.8		1
26	0670.16.171	Shim th. 1		1
26	852.1.105.1AB	Shim th. 0.9		1
26	852.1.105.1AG	Shim th. 0.7		1
27	150.2.047.2A	Complete main shaft		1
28	150.2.053.2A	Complete lay shaft		1
29	702.5.044.1A	Needle bearing		1
30	930.4.049.1A	Seal ring		1
31	851.1.004.1A	Lock washer		1
32	750.1.007.1A	Nut		1

CATALOGUE No: 915.1.177.2C
ISSUED: 11 - 05

DRAWING 004


CLUTCH



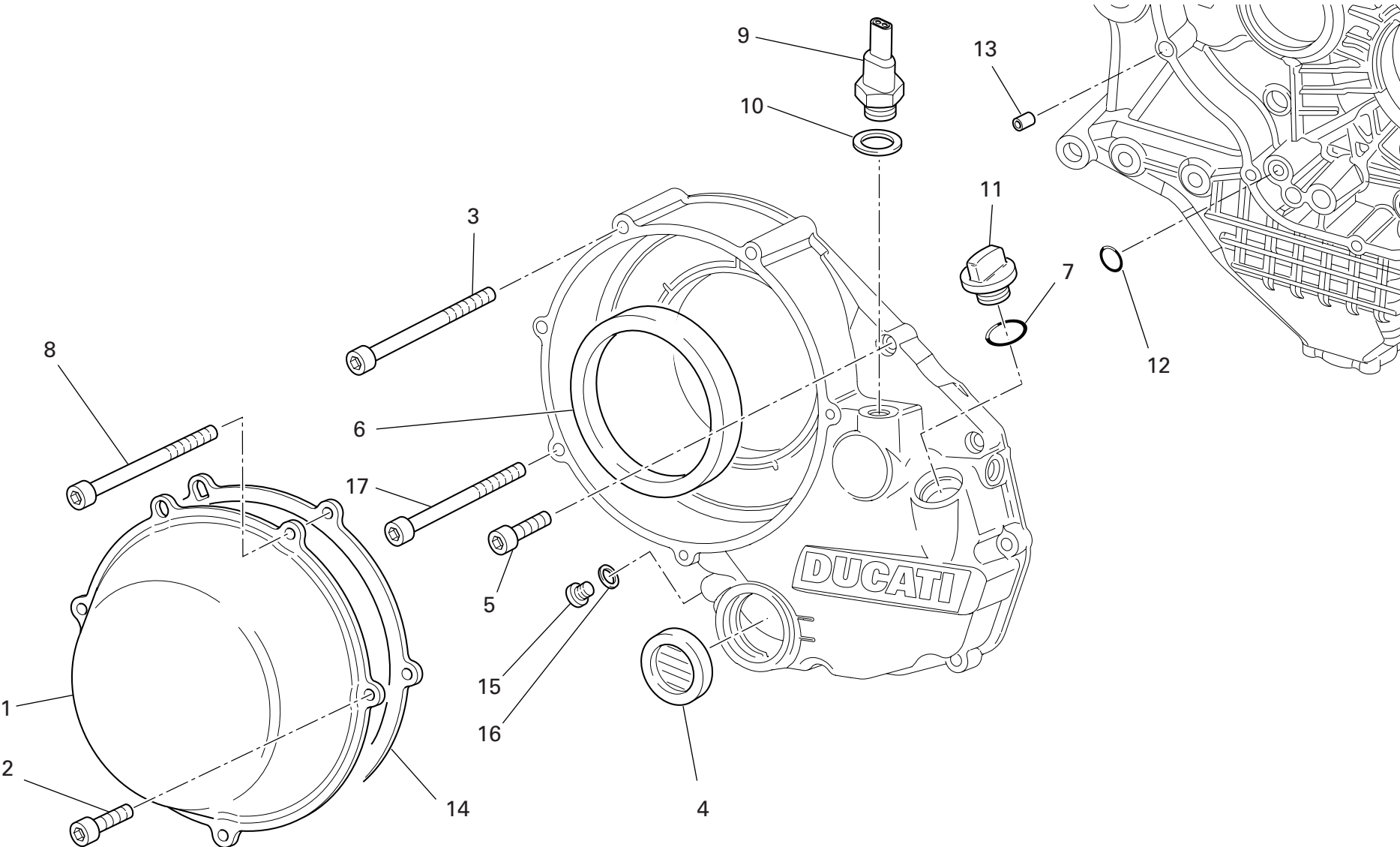
DRAWING 004 CLUTCH

NOTES NO.	CODE NO.	DESCRIPTION	VALIDITY	Q.TY 
1	0659.16.555	Clutch spring		6
2	841.1.002.2A	Retainer		6
3	818.2.009.1A	Clutch control pin		1
4	771.5.043.8B	Screw		6
5	851.4.001.1A	Lock washer		1
6	764.1.003.1B	Rubber pad		12
7	162.1.001.1B	Plate holder hub		1
8	190.2.011.1A	Clutch plates set		1
9	851.1.001.1B	Lock washer		1
10	196.1.001.2B	Clutch drum		1
11	70610.8120	Screw		8
12	194.2.015.1A	Pressure plate		1
13	198.1.029.1A	Clutch housing		1
14	702.5.016.1A	Bearing		1
15	463.2.053.7A	O-ring		1
16	930.4.035.1A	Seal ring		1
17	170.2.032.1A	Clutch/crankshaft gears pair		1
18	75113.2566	Bearing		1
19	881.2.001.1A	Circlip - spacer		1
20	702.4.017.1A	Bearing		1
21	0660.16.145	Spacer		1
22	195.4.003.1A	Piston assembly		1
23	710.1.002.1A	Bush		1
24	74224.0570	Pin		1
25	750.1.002.1B	Nut		1
26	0400.17.030	O-ring		1
27	886.4.043.1A	O-ring		1


CATALOGUE No: 915.1.177.2C
ISSUED: 11 - 05

NOTES NO.	CODE NO.	DESCRIPTION	VALIDITY	Q.TY 
28	771.5.065.2BB	Screw		3
29	117.2.006.1A	Clutch control rod		1
30	93823.2018	O-ring		2
31	713.1.012.1B	Spacer		1
32	93823.0128	O-ring		1

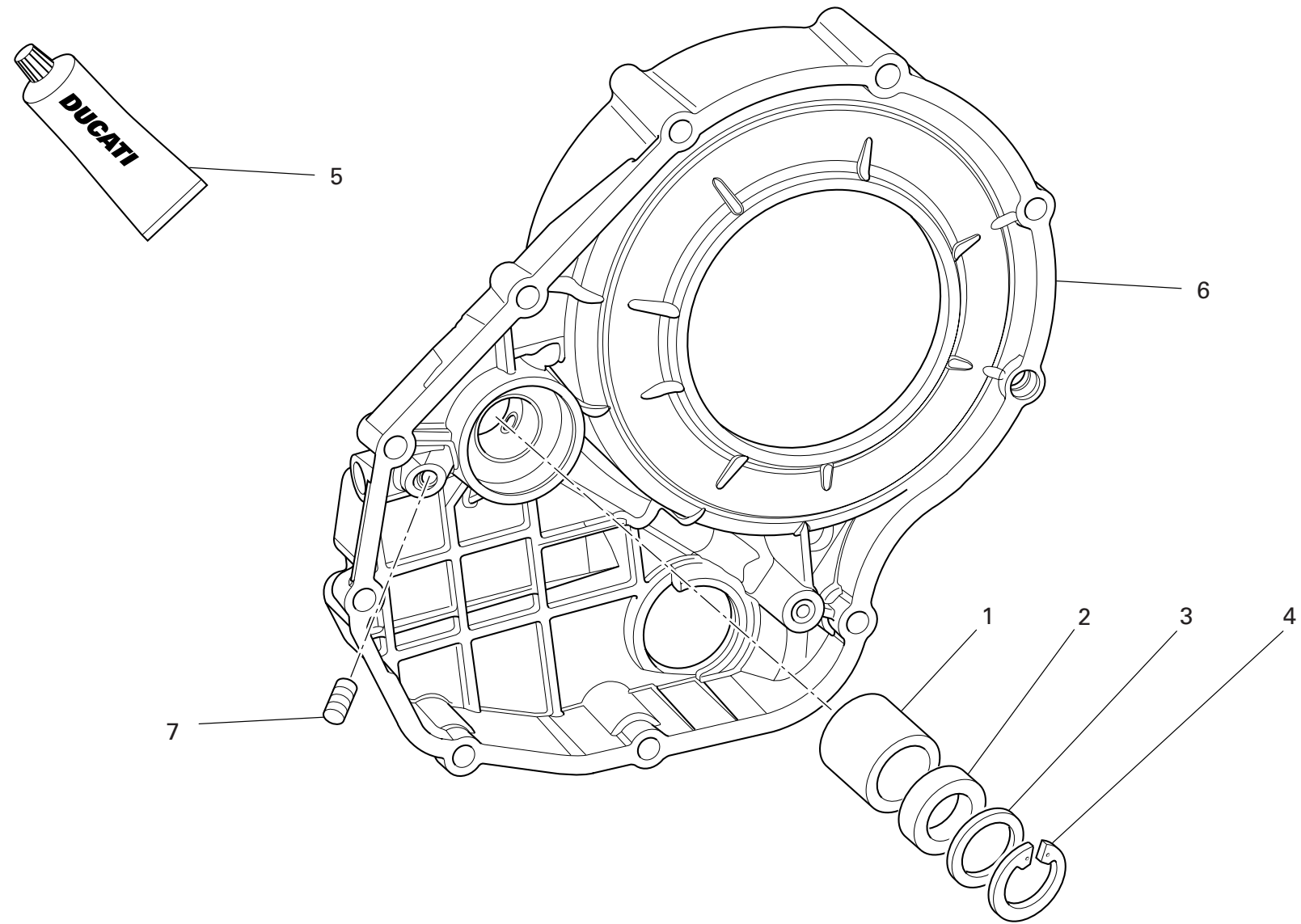
CATALOGUE No: 915.1.177.2C
ISSUED: 11 - 05



DRAWING 005 CLUTCH COVER

NOTES NO.	CODE NO.	DESCRIPTION	VALIDITY	Q.TY 
1	243.1.025.1AD	Clutch protection cover		1
2	771.1.026.1A	Screw		2
3	771.5.078.8B	Screw		1
4	254.4.001.2A	Oil level sight glass		1
5	771.5.069.8B	Screw		6
6	930.4.034.1A	Ring		1
7	93823.2082	O-ring		1
8	771.1.027.1A	Screw		2
9	539.4.030.1A	Switch		1
10	852.1.195.1A	Gasket th.2		1
11	893.1.005.1A	Cap		1
12	93827.0114	O-ring		1
13	0400.49.240	Locating bush		1
14	788.1.052.1A	Clutch cover gasket		1
15	780.5.001.1A	Cap		1
16	852.5.024.1A	Gasket th.1		1
17	771.5.079.8B	Screw		1

NOTES NO.	CODE NO.	DESCRIPTION	VALIDITY	Q.TY 
-----------	----------	-------------	----------	--



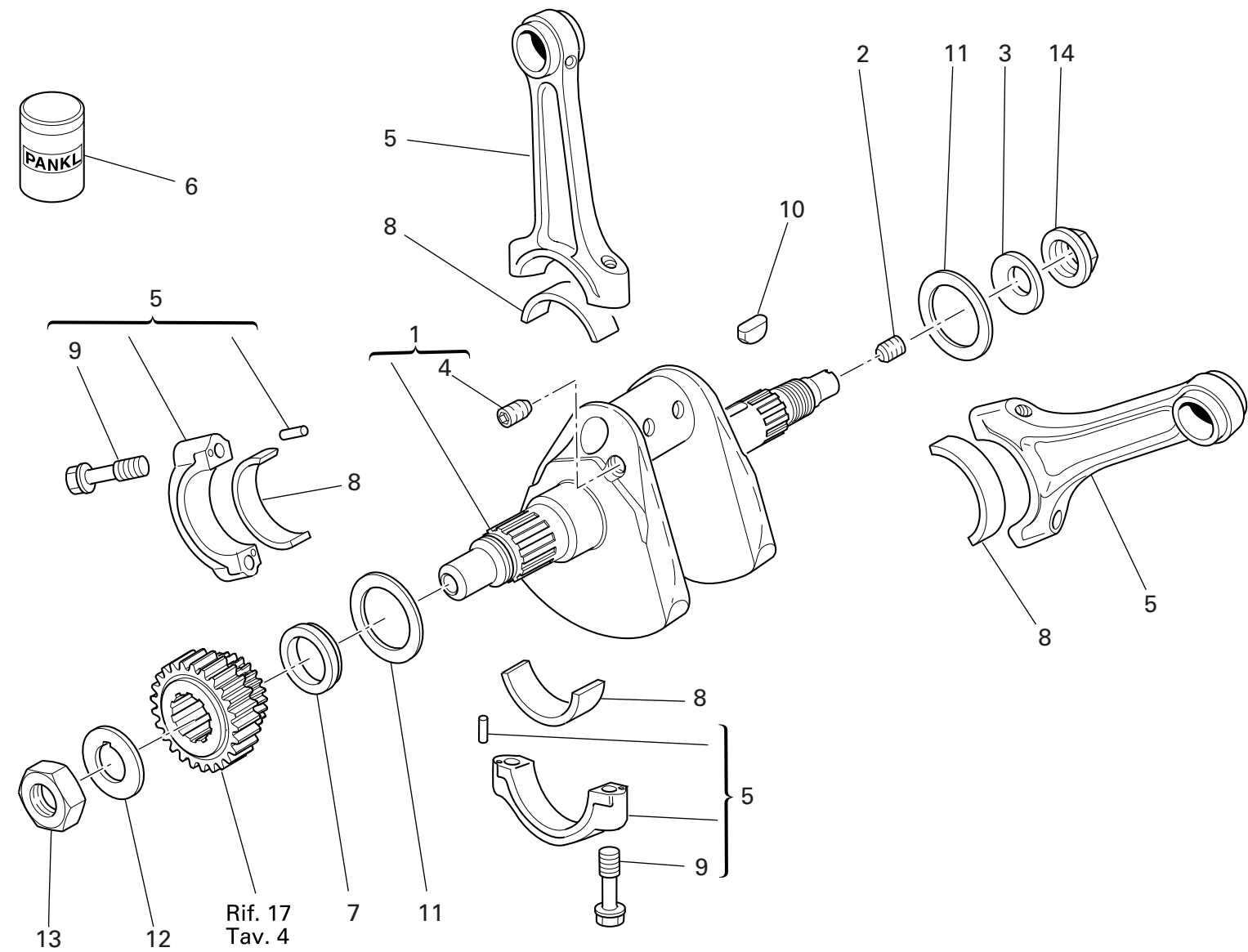
DRAWING 005a CLUTCH COVER

NOTES NO.	CODE NO.	DESCRIPTION	VALIDITY	Q.TY
1	0665.49.680	Bush		1
2	930.4.021.1A	Seal ring		1
3	852.1.135.1A	Shim th. 1		1
4	884.5.013.1A	Circlip		1
5	94247.0014	Fluid sealant		1
6	243.2.038.4A	Cover clutch side		1
7	417.6.011.3A	Threaded dowel		1

NOTES NO.	CODE NO.	DESCRIPTION	VALIDITY	Q.TY
-----------	----------	-------------	----------	------

DRAWING 006

CRANKSHAFT



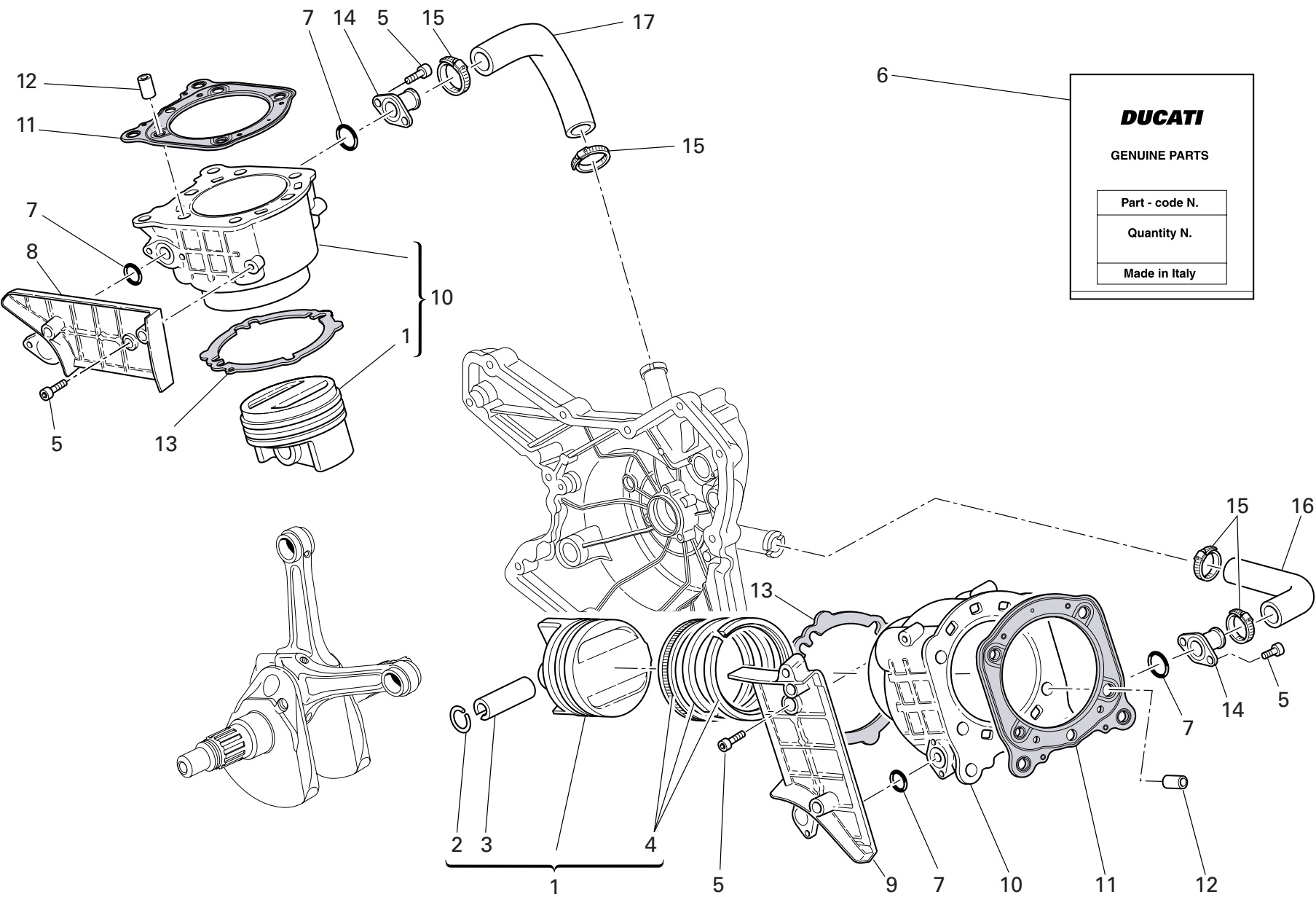
DRAWING 006 CRANKSHAFT

NOTES NO.	CODE NO.	DESCRIPTION	VALIDITY	Q.TY
1	146.2.124.1A	Crankshaft		1
2	779.1.109.1A	Special screw		1
3	799.1.051.2A	Spring washer		1
4	72121.2106	Threaded dowel		1
5	156.2.019.1A	Complete connecting rod		2
6	94460.0826	Grease		1
7	710.1.061.1A	Spacer		1
8	112.1.012.1AA	Half-bearing (RED)		2
8	112.1.012.1AB	Half-bearing (BLUE)		2
9	779.1.114.1A	Special screw		4
10	0755.29.025	Woodruff key		1
11	852.1.104.1A	Shim th. 1.9		2
11	852.1.104.1B	Shim th. 1.95		2
11	852.1.104.1C	Shim th. 2		2
11	852.1.104.1D	Shim th. 2,05		2
11	852.1.104.1E	Shim th. 2,1		2
11	852.1.104.1F	Shim th. 2,15		2
11	852.1.104.1G	Shim th. 2.2		2
11	852.1.104.1H	Shim th. 2.25		2
11	852.1.104.1I	Shim th. 2.3		2
11	852.1.104.1J	Shim th. 2.35		2
11	852.1.104.1K	Shim th. 2,4		2
11	852.1.104.1L	Shim th. 2,45		2
11	852.1.104.1M	Shim th. 2.5		2
11	852.1.104.1N	Shim th. 2.55		2
12	851.1.010.1A	Lock washer		1
13	750.1.057.1A	Nut		1


CATALOGUE No: 915.1.177.2C
ISSUED: 11 - 05

NOTES NO.	CODE NO.	DESCRIPTION	VALIDITY	Q.TY
14	750.1.012.2A	Nut		1

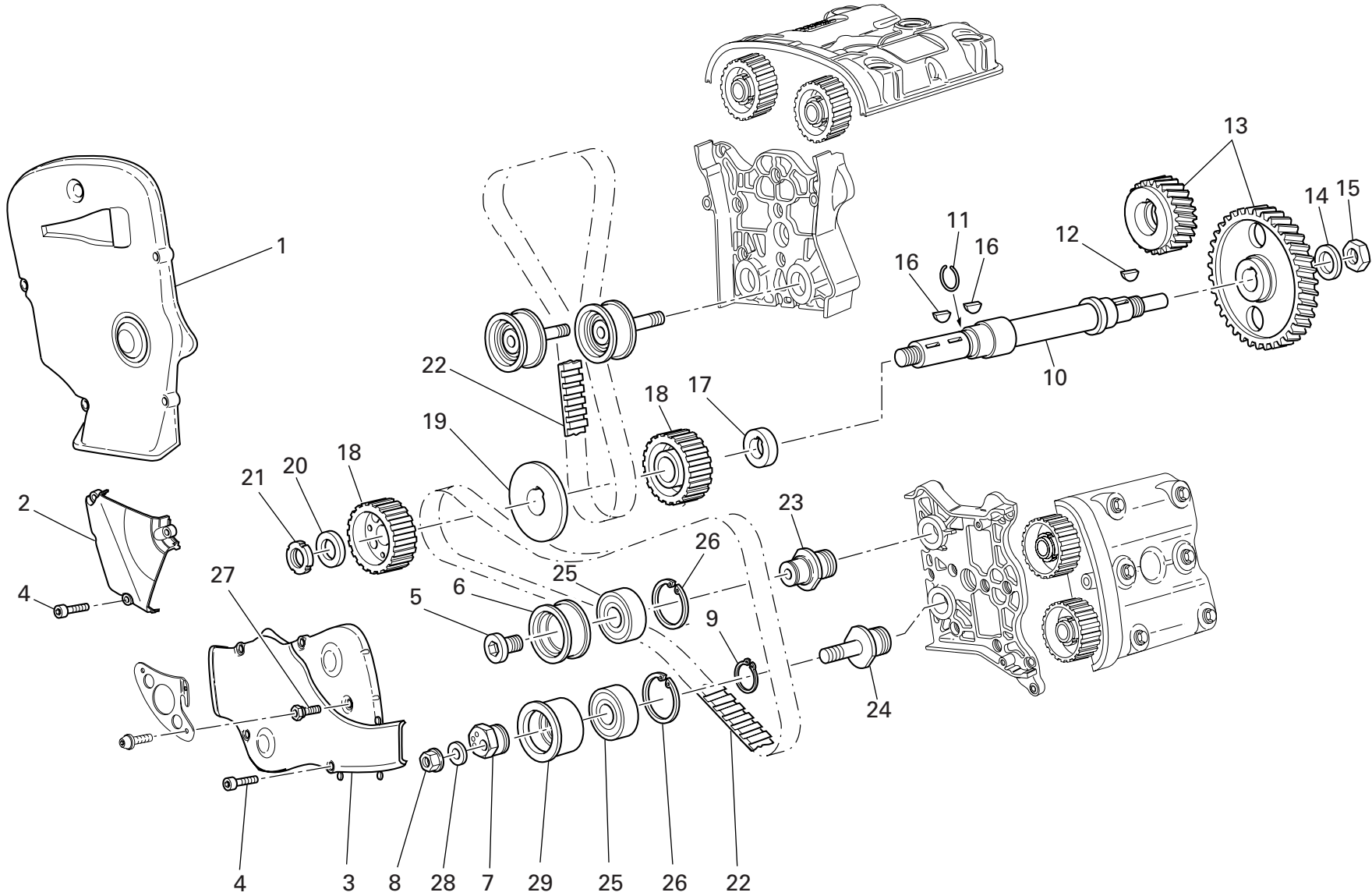
CATALOGUE No: 915.1.177.2C
ISSUED: 11 - 05



DRAWING 007 CYLINDERS - PISTONS

NOTES NO.	CODE NO.	DESCRIPTION	VALIDITY	Q.TY 
1	122.2.064.2A	Complete piston ø100		2
2	121.1.079.1A	Piston pin circlip		4
3	121.1.078.1B	Piston pin		2
4	121.2.031.1A	Piston rings set		2
5	771.5.065.8B	Screw		10
6	791.2.028.2A	Gaskets set		1
7	886.5.011.1A	O-Ring		4
8	247.1.120.1A	Cover		1
9	247.1.155.2A	Cover		1
10	120.2.083.4A	Cylinder-piston fit		2
11	786.1.055.3A	Head-cylinder gasket		2
12	711.1.093.2A	Bush		4
13	786.1.087.1A	Cylinder-crankcase gasket th. 0.4		2
14	814.1.081.1A	Water inlet union to cylinders		2
15	741.4.002.1A	Hose guide		4
16	800.1.123.1A	Horizontal cylinder water inlet hose		1
17	800.1.122.1A	Vertical cylinder water inlet hose		1


NOTES NO.	CODE NO.	DESCRIPTION	VALIDITY	Q.TY 
-----------	----------	-------------	----------	--



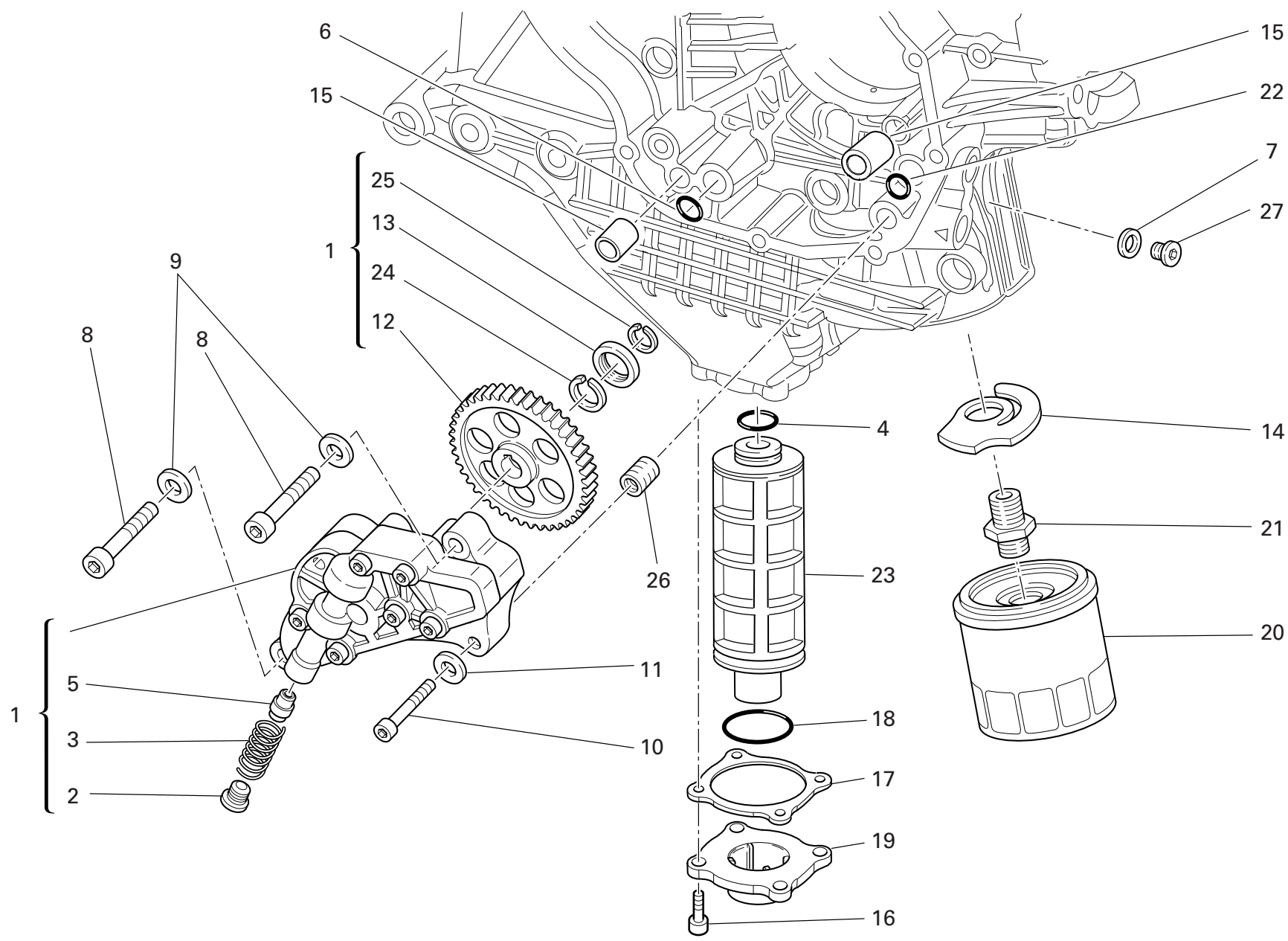
DRAWING 008 TIMING

NOTES NO.	CODE NO.	DESCRIPTION	VALIDITY	Q.TY 
1	245.1.061.1A	Vertical belt outer cover (BLACK)		1
2	245.1.062.1A	Outer central cover (BLACK)		1
3	245.1.060.1A	Horizontal belt outer cover (BLACK)		1
4	773.5.069.8B	Screw		11
5	779.1.187.1A	Setscrew		2
6	451.1.018.2A	Bush		2
7	451.1.043.1A	Tensioner eccentric		2
8	748.1.044.1A	Nut		2
9	73500.2054	Snap ring		2
10	147.1.014.1A	Timing lay shaft		1
11	882.1.003.1A	Snap ring		1
12	0755.29.025	Woodruff key		1
13	171.2.067.1A	Timing gears pair		1
14	851.1.013.1A	Lock washer		1
15	0124.40.060	Hexagon nut		1
16	74172.1008	Woodruff key		2
17	716.1.073.2A	Spacer		1
18	255.1.010.2B	Timing belt roller		2
19	856.1.062.2A	Belt roller separating washer		1
20	716.1.072.2A	Spacer		1
21	703.5.006.2A	Elastic-stop ring nut		1
22	737.4.012.4A	Timing drive toothed belt		2
23	451.1.017.1A	Fixed tensioner roller pin		2
24	451.1.044.1A	Tensioner roller pin		2
25	702.4.058.1A	Bearing		4
26	73503.3804	Circlip		4
27	684.1.054.1A	Stud bolt		2

CATALOGUE No: 915.1.177.2C
ISSUED: 11 - 05

NOTES NO.	CODE NO.	DESCRIPTION	VALIDITY	Q.TY 
28	853.1.002.1A	Spring washer		2
29	451.1.042.1A	Movable tensioner roller bush		2

CATALOGUE No: 915.1.177.2C
ISSUED: 11 - 05

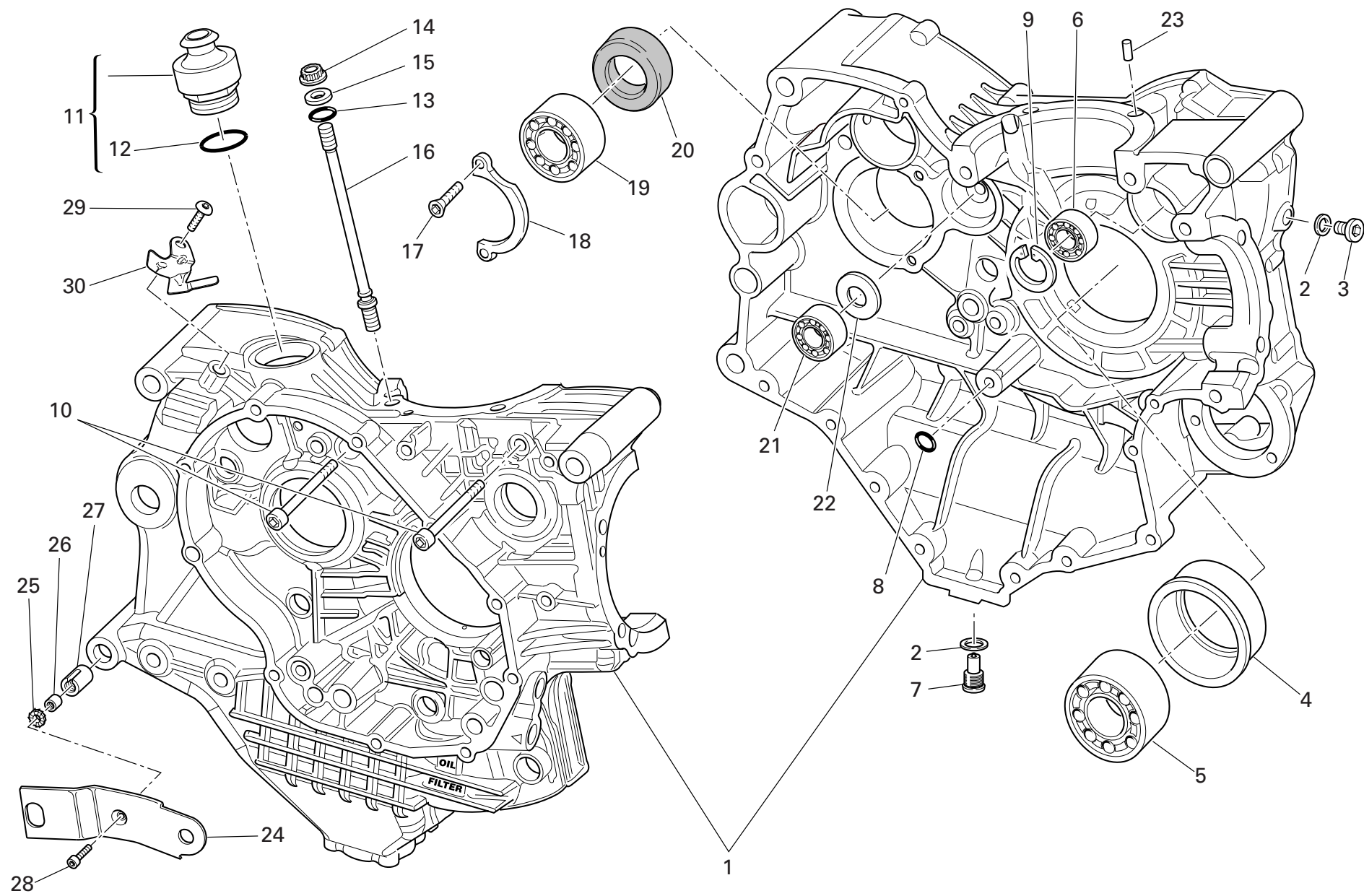


DRAWING 009 FILTERS AND OIL PUMP

NOTES NO.	CODE NO.	DESCRIPTION	VALIDITY	Q.TY 
1	174.2.025.6A	Complete oil pump		1
2	780.1.018.1A	Bypass cap		1
3	799.1.055.1A	Bypass spring		1
4	886.4.033.1A	O-ring		1
5	593.1.018.1A	Bypass valve		1
6	886.4.037.1A	O-ring		1
7	852.1.195.1A	Gasket th.2		1
8	771.5.129.8B	Screw		2
9	853.1.002.1A	Spring washer		2
10	771.5.069.8B	Screw		1
11	853.1.004.1A	Spring washer		1
12	174.1.025.2A	Pump drive gear		1
13	710.1.001.1A	Bush		1
14	799.2.077.2A	Bypass spring		1
15	0759.49.280	Locating bush		2
16	771.5.067.8B	Screw		4
17	788.1.065.1A	Cover gasket		1
18	886.4.034.1A	O-ring		1
19	240.1.025.1A	Cover		1
20	444.4.003.4A	Oil filter cartridge		1
21	815.1.028.1A	Nipple		1
22	93827.0114	O-ring		1
23	894.1.014.1A	Oil net filter		1
24	884.4.042.1A	Snap ring		1
25	884.5.036.1A	Circlip		1
26	0670.49.310	Reduction bush		1
27	779.1.162.2A	Cap		1

NOTES NO.	CODE NO.	DESCRIPTION	VALIDITY	Q.TY 
-----------	----------	-------------	----------	--


DRAWING 010 HALF CRANKCASES



DRAWING 010 HALF CRANKCASES

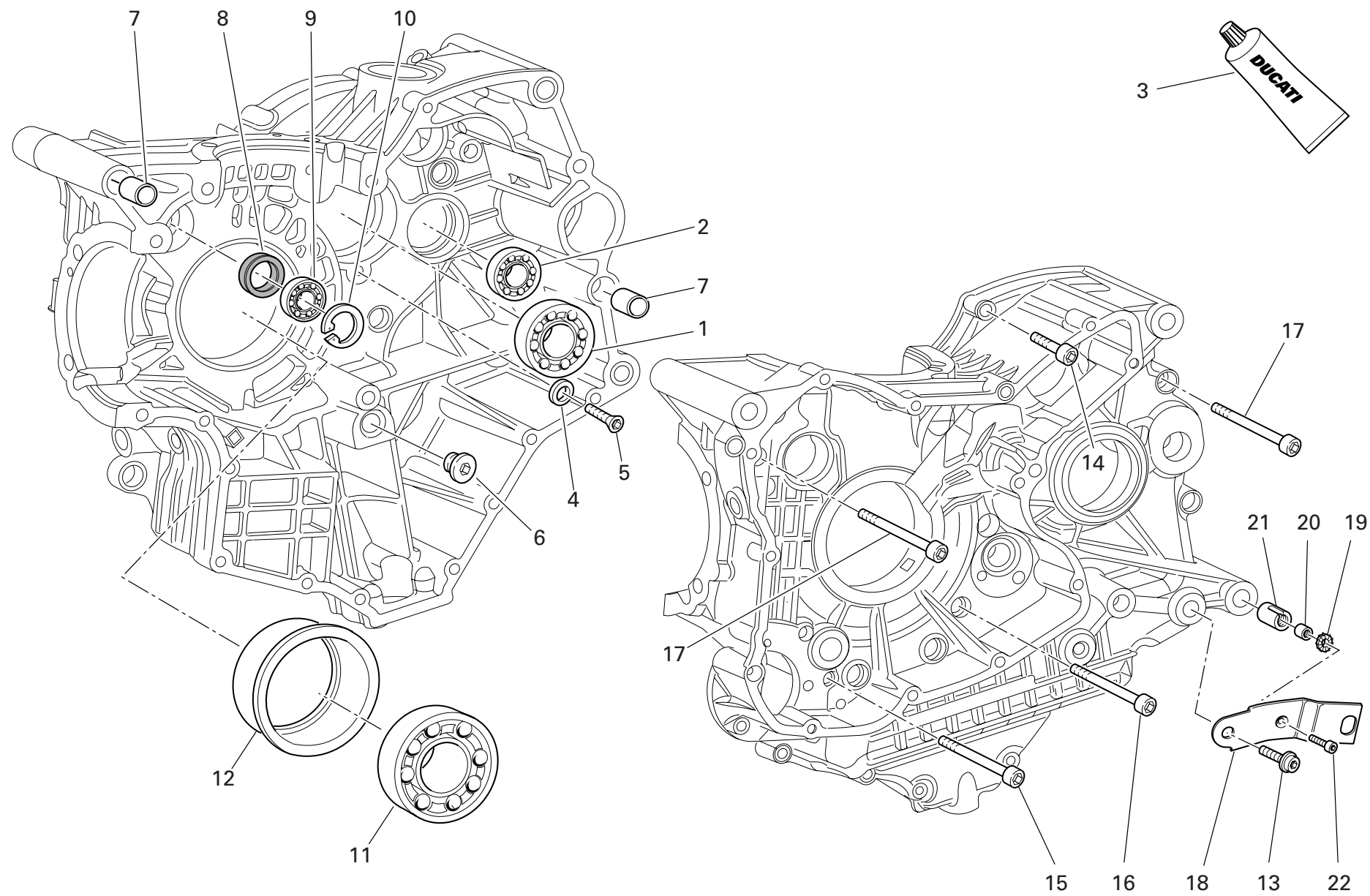
NOTES NO.	CODE NO.	DESCRIPTION	VALIDITY	Q.TY
				
1	225.2.114.1B	Complete half-crankcases pair		1
2	852.5.026.1A	Aluminium gasket th.1,5		2
3	779.1.026.2A	Screw		1
4	710.1.070.1A	Bearing holder bush		1
5	75191.3380	Bearing		1
6	702.5.008.1A	Bearing		1
7	893.2.006.2A	Cap		1
8	93827.0114	O-ring		1
9	73503.3380	Circlip		1
10	771.5.136.8B	Screw		2
11	593.1.003.1B	Breather valve		1
12	93823.3156	O-ring		1
13	0400.17.030	O-ring		8
14	748.1.050.1A	Nut		8
15	856.1.064.2A	Special washer		8
16	766.1.045.1A	Stud bolt for fastening head cylinder		8
17	72094.1616	Screw		2
18	826.1.012.1A	Keep plate		1
19	702.4.013.1A	Bearing		1
20	930.4.022.1A	Seal ring		1
21	702.4.033.1A	Bearing		1
22	0370.49.250	Washer		1
23	0011.52.010	Locating dowel		2
24	830.1.261.1A	Bracket (R.H.)		1
25	852.4.008.1A	Nylon washer		1
26	710.1.032.1A	Bush		1
27	711.1.072.1A	Bush		1

CATALOGUE No: 915.1.177.2C
ISSUED: 11 - 05


NOTES NO.	CODE NO.	DESCRIPTION	VALIDITY	Q.TY
				
28	771.5.669.8B	Screw		1
29	775.1.062.2A	Special screw		1
30	829.1.439.1A	Holder sensor		1

CATALOGUE No: 915.1.177.2C
ISSUED: 11 - 05

DRAWING 010a HALF CRANKCASES

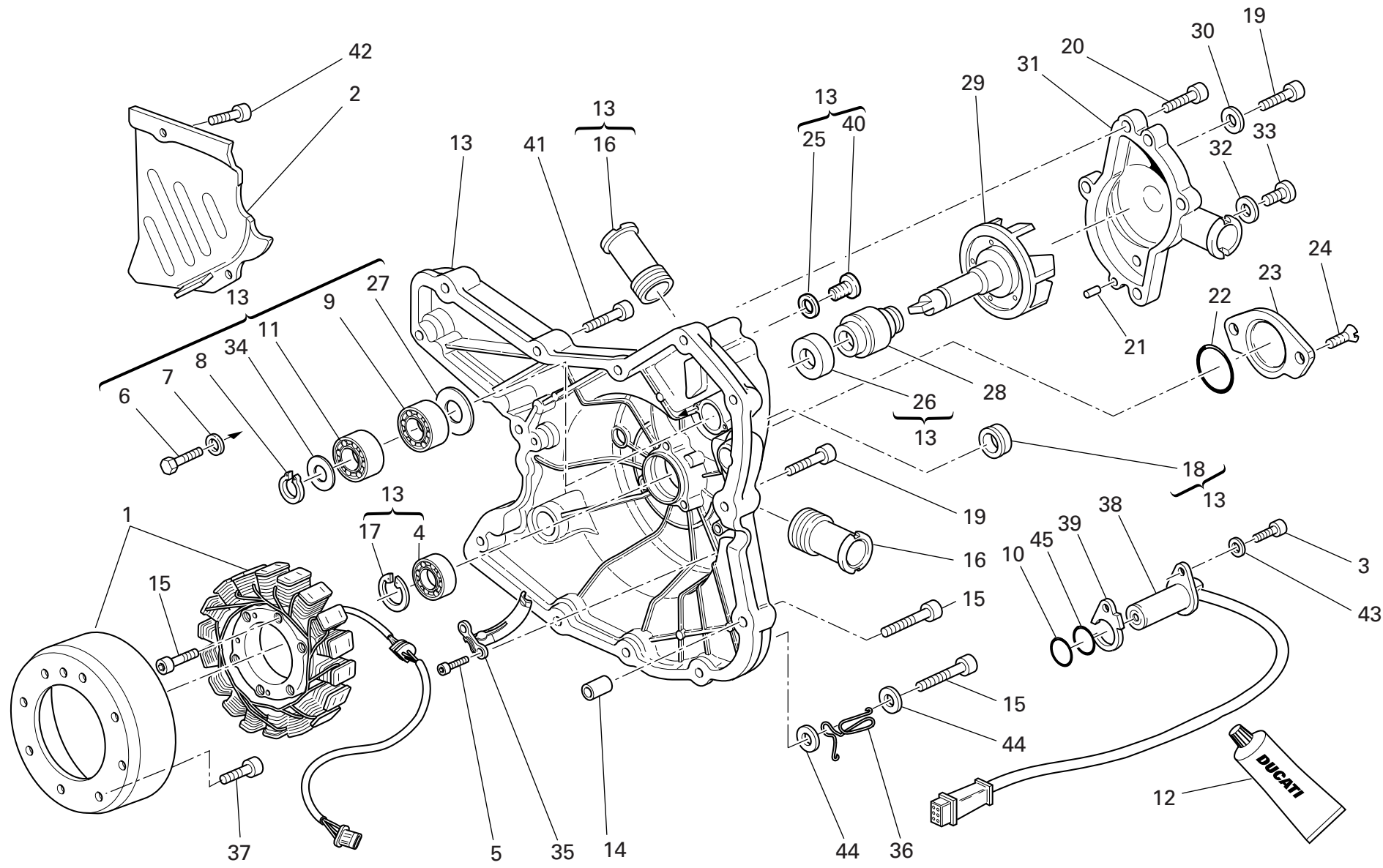


DRAWING 010a HALF CRANKCASES

NOTES NO.	CODE NO.	DESCRIPTION	VALIDITY	Q.TY
				
1	702.5.019.1A	Bearing		1
2	702.4.033.1A	Bearing		1
3	94247.0014	Fluid sealant		1
4	713.1.140.1A	Spacer		2
5	770.5.250.8B	Screw		2
6	780.1.005.1A	Cap		1
7	711.1.095.1A	Bush		2
8	93785.1830	Seal ring		1
9	75794.1542	Bearing		1
10	73503.3380	Circlip		1
11	702.4.020.1A	Bearing		1
12	710.1.114.1A	Bearing holder bush		1
13	771.5.752.8B	Screw		1
14	771.5.072.8B	Screw		8
15	771.5.080.8B	Screw		2
16	779.1.029.2A	Special screw		1
17	771.5.139.8B	Screw		4
18	830.1.262.1A	Bracket (L.H.)		1
19	852.4.008.1A	Nylon washer		1
20	710.1.032.1A	Bush		1
21	711.1.072.1A	Bush		1
22	771.5.669.8B	Screw		1

NOTES NO.	CODE NO.	DESCRIPTION	VALIDITY	Q.TY
				

DRAWING 011 WATER PUMP - ALTERNATOR COVER




DRAWING

011

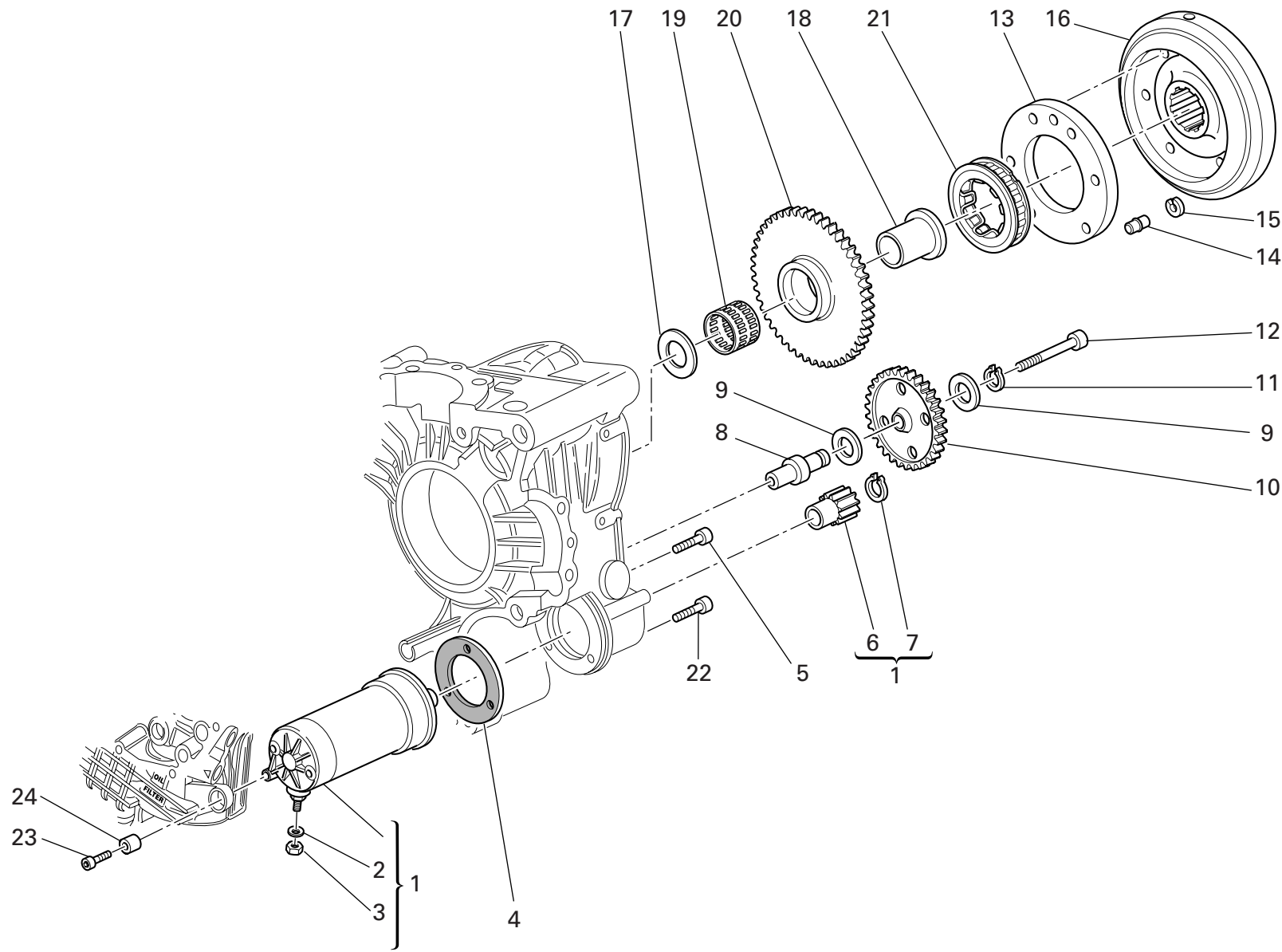
WATER PUMP - ALTERNATOR COVER

NOTES NO.	CODE NO.	DESCRIPTION	VALIDITY	Q.TY	
1	264.4.017.1A	Generator		1	
2	247.1.083.1A	Chain cover (BLACK)		1	
3	771.5.065.8B	Screw		1	
4	702.5.008.1A	Bearing		1	
5	771.5.064.8B	Screw		2	
6	770.5.250.8B	Screw		2	
7	852.1.172.1A	Washer		2	
8	884.5.011.1A	A 10 Ring		1	
9	702.4.010.2A	Bearing		1	
10	886.4.003.1A	O-ring		1	
11	702.4.009.1A	Bearing		1	
12	94247.0014	Fluid sealant		1	
13	242.2.054.3A	Generator cover		1	
14	0400.49.240	Locating bush		2	
15	771.5.071.8B	Screw		6	
16	668.1.001.3A	Water pump delivery filler		2	
17	73503.3380	Circlip		1	
18	93783.1524	Seal ring		1	
19	771.5.069.8B	Screw		10	
20	771.5.066.8B	Screw		5	
21	0011.52.010	Locating dowel		2	
22	886.4.035.1A	O-ring		1	
23	247.1.002.1BC	Cover		1	
24	777.5.049.8B	Screw		2	
25	852.1.120.1A	Aluminium gasket		1	
26	930.5.005.1A	Seal		1	
27	713.1.128.1B	Spacer		1	

NOTES NO.	CODE NO.	DESCRIPTION	VALIDITY	Q.TY	
28	930.5.006.2B	Mechanical seal		1	
29	251.2.008.1A	Water pump fan		1	
30	852.5.023.1A	Gasket		1	
31	247.2.166.2A	Complete water pump cover		1	
32	852.5.024.1A	Gasket th.1		1	
33	780.5.001.1A	Cap		1	
34	852.1.114.1A	Washer		1	
35	830.1.235.1A	Bracket		1	
36	881.1.051.1A	Holder		1	
37	779.4.075.1A	Screw		8	
38	552.4.020.1A	Sensor		1	
39	788.1.076.1A	Gasket th.0,6		2	
39	788.1.076.1AA	Gasket th.0,8		1	
39	788.1.076.1AB	Gasket th.1,0		1	
40	779.1.198.2A	Cap		1	
41	771.5.067.8B	Screw		2	
42	771.5.065.2BB	Screw		2	
43	853.1.003.1A	Spring washer		1	
44	734306N01	Washer		2	
45	886.4.033.1A	O-ring		1	

DRAWING 012

ELECTRIC STARTER AND IGNITION



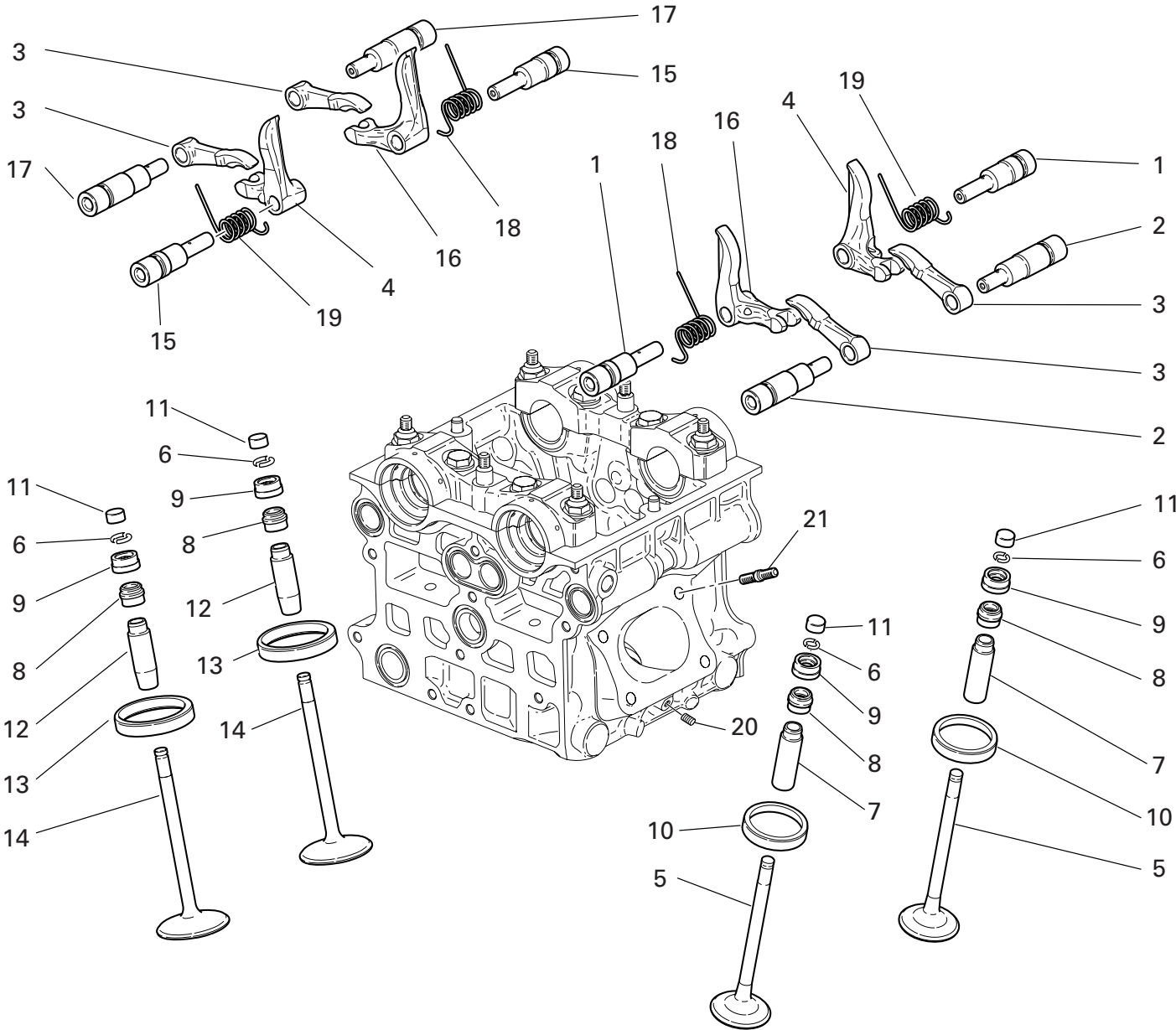
DRAWING 012 ELECTRIC STARTER AND IGNITION

NOTES NO.	CODE NO.	DESCRIPTION	VALIDITY	Q.TY 
1	270.4.005.1A	Complete starter motor		1
2	853.1.003.1A	Spring washer		1
3	750.1.121.1A	Nut		1
4	788.1.054.1A	Starter motor gasket		1
5	771.5.066.8B	Screw		2
6	176.1.001.1A	Starter motor sprocket		1
7	884.5.036.1A	Circlip		1
8	0660.50.020	Intermediate gear pin		1
9	856.1.071.1A	Washer		2
10	176.1.009.1A	Intermediate gear assembly		1
11	73500.1440	Circlip		1
12	771.5.078.8B	Screw		1
13	160.1.057.1A	Flange		1
14	863.1.002.1A	Locating pin		1
15	882.1.012.1A	Check ring		1
16	276.1.038.1A	Ignition flywheel		1
17	0619.50.065	Washer		1
18	881.1.010.1C	Inner ring		1
19	701.4.003.1A	Needle bearing		1
20	173.1.012.3A	Electric starter driven gear		1
21	701.4.007.1A	Starter clutch		1
22	771.5.069.8B	Screw		1
23	771.5.071.8B	Screw		1
24	700.1.036.1A	Flexible bush		1


NOTES NO.	CODE NO.	DESCRIPTION	VALIDITY	Q.TY 
-----------	----------	-------------	----------	--

DRAWING 013 HEAD : TIMING


11		9	
Registro bilanc. apertura		Registro bilanc. chiusura	
Adjustment		Adjustment	
Réglage		Réglage	
Ventilköppchen		Ventilköppchen	
840.1.031.1A	1,8	840.1.047.1B	2,5
840.1.032.1A	1,85	840.1.048.1B	2,55
840.1.033.1A	1,9	840.1.049.1B	2,6
840.1.034.1A	1,95	840.1.050.1B	2,65
840.1.001.1A	2	840.1.051.1B	2,7
840.1.002.1A	2,05	840.1.052.1B	2,75
840.1.003.1A	2,1	840.1.053.1B	2,8
840.1.004.1A	2,15	840.1.054.1B	2,85
840.1.005.1A	2,2	840.1.055.1B	2,9
840.1.006.1A	2,25	840.1.056.1B	2,95
840.1.007.1A	2,3	840.1.057.1B	3
840.1.008.1A	2,35	840.1.058.1B	3,05
840.1.009.1A	2,4	840.1.059.1B	3,1
840.1.010.1A	2,45	840.1.060.1B	3,15
840.1.011.1A	2,5	840.1.061.1B	3,2
840.1.012.1A	2,55	840.1.062.1B	3,25
840.1.013.1A	2,6	840.1.063.1B	3,3
840.1.014.1A	2,65	840.1.064.1B	3,35
840.1.015.1A	2,7	840.1.065.1B	3,4
840.1.016.1A	2,75	840.1.066.1B	3,45
840.1.017.1A	2,8	840.1.067.1B	3,5
840.1.018.1A	2,85	840.1.068.1B	3,55
840.1.019.1A	2,9	840.1.069.1B	3,6
840.1.020.1A	2,95	840.1.070.1B	3,65
840.1.021.1A	3	840.1.071.1B	3,7
840.1.022.1A	3,05	840.1.072.1B	3,75
840.1.023.1A	3,1	840.1.073.1B	3,8
840.1.024.1A	3,15	840.1.074.1B	3,85
840.1.025.1A	3,2	840.1.075.1B	3,9
840.1.026.1A	3,25	840.1.076.1B	3,95
840.1.027.1A	3,3	840.1.077.1B	4
840.1.028.1A	3,35	840.1.078.1B	4,05
840.1.029.1A	3,4	840.1.079.1B	4,1
840.1.030.1A	3,45	840.1.080.1B	4,15
840.1.108.1A	3,5	840.1.081.1B	4,2
840.1.109.1A	3,55	840.1.082.1B	4,25
840.1.072.1A	3,6	840.1.083.1B	4,3
840.1.110.1A	3,65	840.1.084.1B	4,35
840.1.111.1A	3,7	840.1.085.1B	4,4
840.1.112.1A	3,75		
840.1.073.1A	3,8		



DRAWING 013 HEAD : TIMING

NOTES NO.	CODE NO.	DESCRIPTION	VALIDITY	Q.TY 
1	821.1.099.4A	Closing rocker shaft		4
2	821.1.098.3A	Exhaust opening rocker shaft		4
3	208.1.009.6A	Opening rocker		8
4	209.1.014.6A	L.H. Closing rocker		4
5	211.1.031.1A	Exhaust valve		4
6	669.1.001.1E	Split rings		16
7	303.1.025.1AB	Oversize valve guide 0.03		4
7	303.1.025.1AC	Oversize valve guide 0.06		4
7	303.1.025.1AD	Oversize valve guide 0.09		4
8	764.1.002.1A	Rubber pad		8
9	840.2.002.1B	See table		8
10	304.1.033.1A	Exhaust valve seat		4
10	304.1.033.1AB	Oversize exhaust valve seat 0.03		4
10	304.1.033.1AC	Oversize exhaust valve seat 0.06		4
11	840.2.001.1A	See table		8
12	303.1.024.1AB	Oversize valve guide 0.03		4
12	303.1.024.1AC	Oversize valve guide 0.06		4
12	303.1.024.1AD	Oversize valve guide 0.09		4
13	304.1.031.1A	Intake valve seat		4
13	304.1.031.1AB	Oversize intake valve seat 0.03		4
13	304.1.031.1AC	Oversize intake valve seat 0.06		4
14	210.1.027.1A	Intake valve		4
15	821.1.093.4A	Closing rocker shaft		4
16	209.1.013.6A	R.H. Closing rocker		4
17	821.1.092.3A	Opening rocker shaft		4
18	799.1.095.1A	R.H. valve return spring		4
19	799.1.096.1A	L.H. valve return spring		4

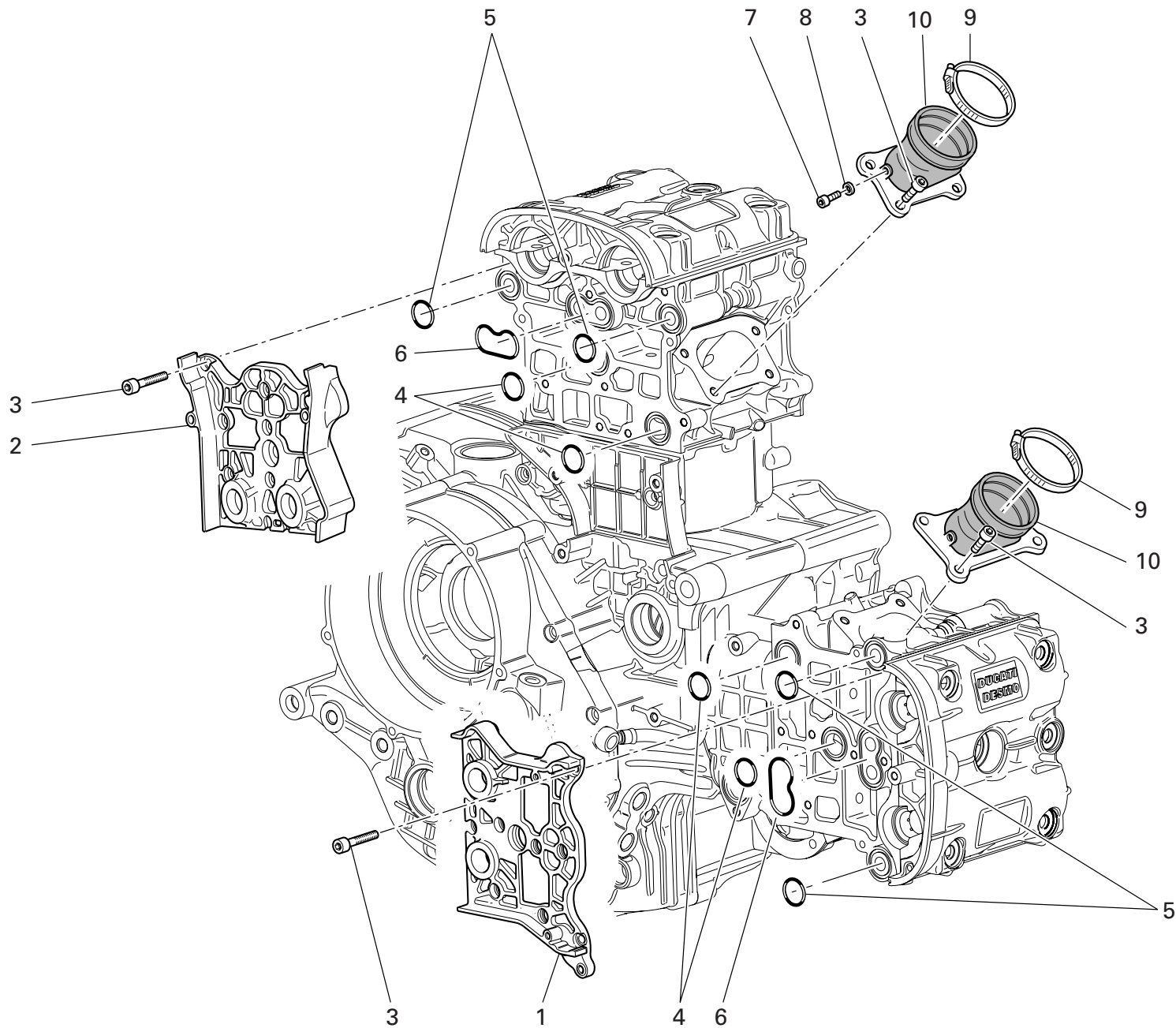
CATALOGUE No: 915.1.177.2C
ISSUED: 11 - 05

NOTES NO.	CODE NO.	DESCRIPTION	VALIDITY	Q.TY 
20	778.5.012.1A	Threaded dowel		2
21	766.4.019.1A	Stud bolt		8

CATALOGUE No: 915.1.177.2C
ISSUED: 11 - 05

DRAWING 014

COLLECTORS AND HEAD COVERS



DRAWING

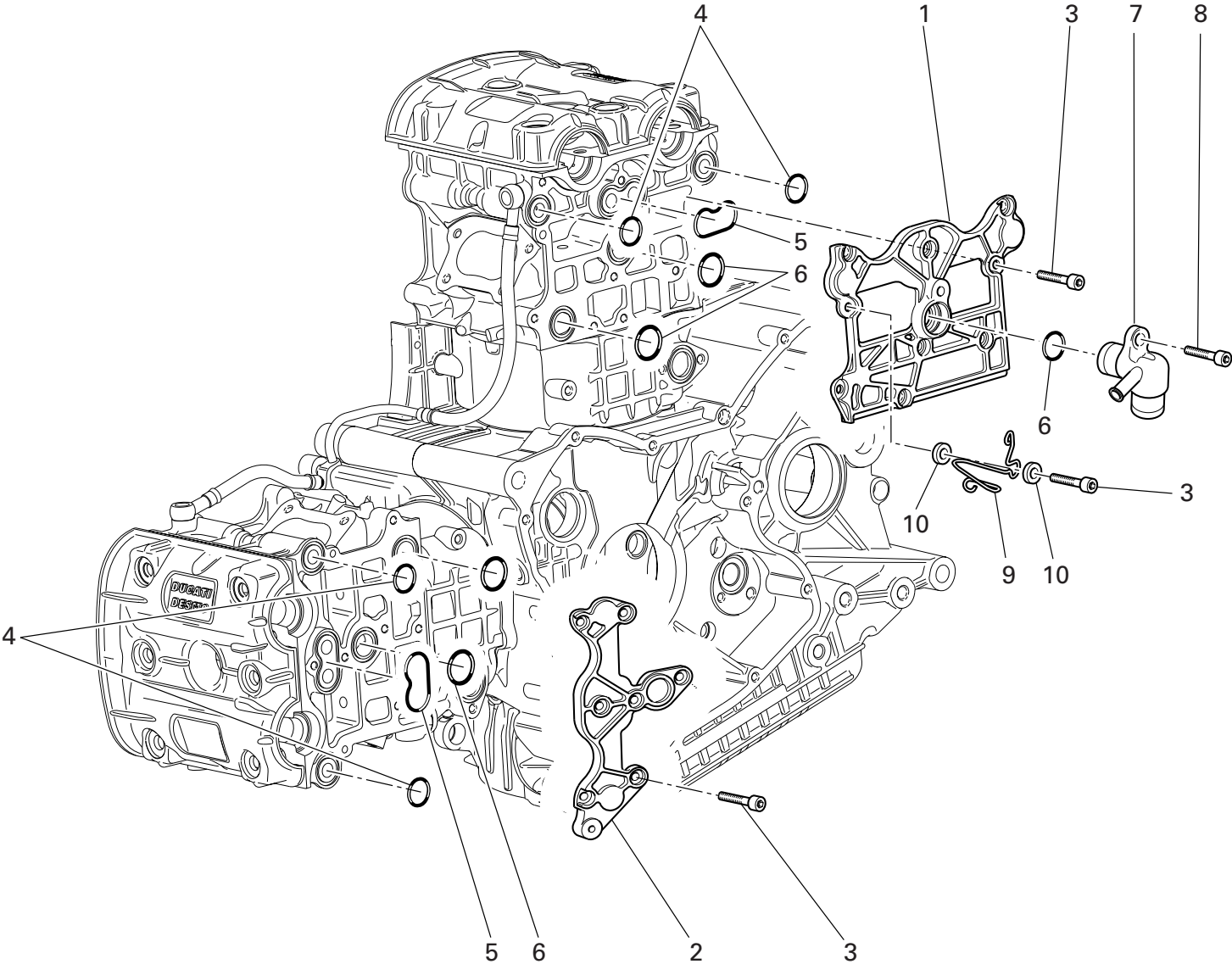
014

COLLECTORS AND HEAD COVERS


NOTES NO.	CODE NO.	DESCRIPTION	VALIDITY	Q.TY
1	247.1.212.1A	Cover		1
2	247.1.211.1A	Cover		1
3	771.5.065.8B	Screw		28
4	93823.2087	O-ring		4
5	463.2.050.5A	O-ring		4
6	788.1.064.1A	Gasket		2
7	773.5.061.8B	Screw		2
8	852.5.025.1A	Aluminium gasket th.1		4
9	741.4.067.1A	Hose guide		2
10	140.1.019.1A	Intake manifold		2

NOTES NO.	CODE NO.	DESCRIPTION	VALIDITY	Q.TY
-----------	----------	-------------	----------	------

DRAWING 014a HEAD COVERS

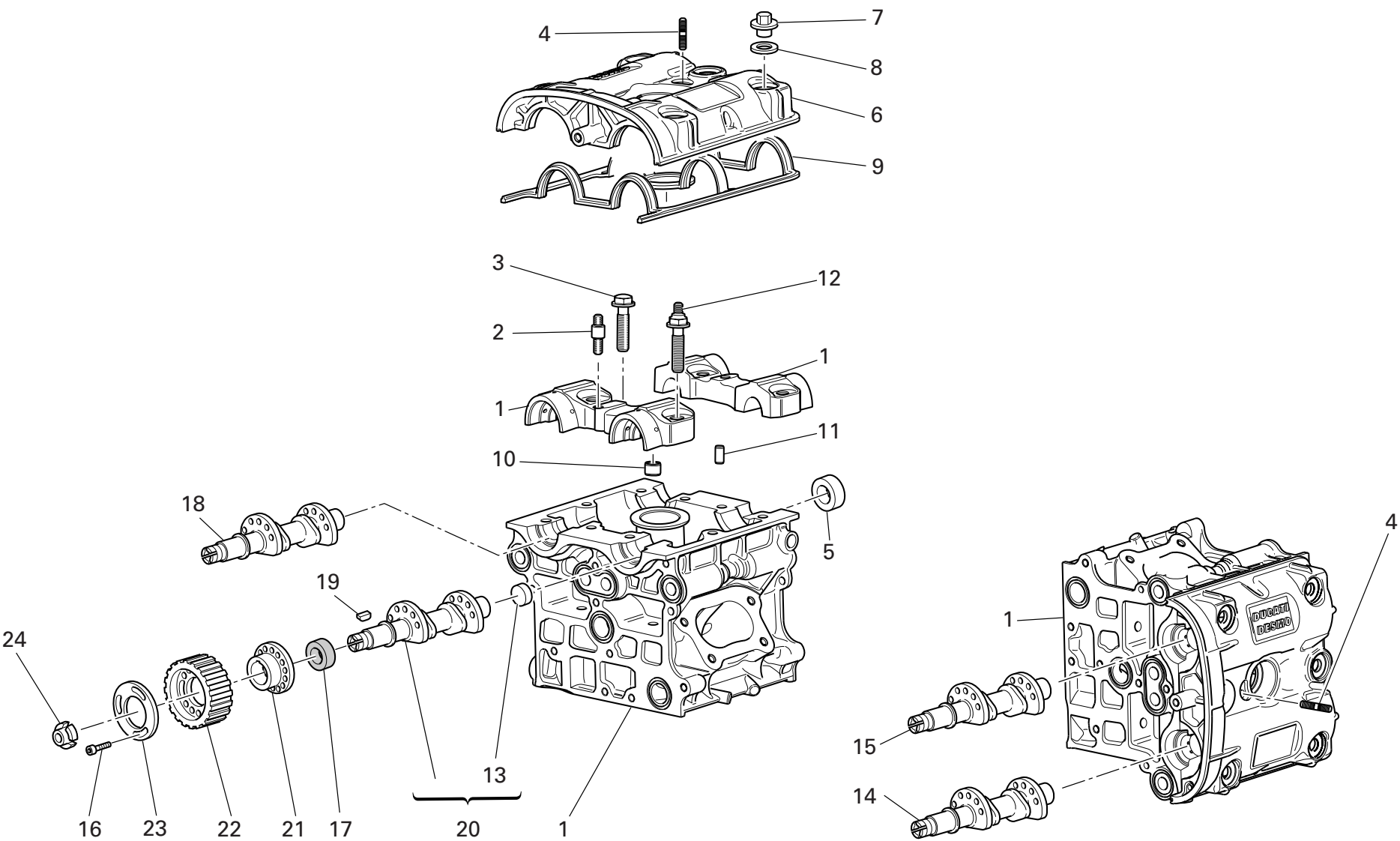


DRAWING 014a HEAD COVERS

NOTES NO.	CODE NO.	DESCRIPTION	VALIDITY	Q.TY	
1	247.1.163.1A	Cover		1	
2	247.1.161.1A	Cover		1	
3	771.5.065.8B	Screw		18	
4	463.2.050.5A	O-ring		4	
5	788.1.064.1A	Gasket		2	
6	93823.2087	O-ring		4	
7	814.1.117.1A	Water outlet union		1	
8	771.5.071.8B	Screw		1	
9	881.1.051.1A	Holder		1	
10	852.1.176.1A	Washer		2	

NOTES NO.	CODE NO.	DESCRIPTION	VALIDITY	Q.TY	
-----------	----------	-------------	----------	------	---

DRAWING 015 HEAD



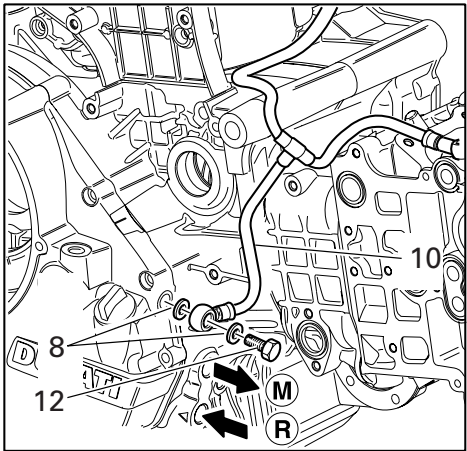
DRAWING 015 HEAD

NOTES NO.	CODE NO.	DESCRIPTION	VALIDITY	Q.TY 
1	301.2.109.3A	Head		2
2	766.1.020.1A	Stud bolt		4
3	779.1.190.1A	Special screw		8
4	766.1.046.1A	Stud bolt		2
5	930.4.020.1A	Cap		4
6	247.1.261.1A	Cover		2
7	750.1.047.1A	Nut		12
8	856.1.061.2A	Washer		12
9	788.1.062.1A	Head gasket		2
10	711.1.091.2A	Bush		8
11	418.4.052.7A	Pin		4
12	779.1.189.1A	Special screw		8
13	873.1.005.1A	Cap		4
14	148.2.080.1B	Horizontal exhaust camshaft		1
15	148.2.078.2B	Horizontal intake camshaft		1
16	779.5.030.2A	Screw		12
17	930.5.007.1A	Seal ring		4
18	148.2.081.1B	Vertical exhaust camshaft		1
19	680.5.003.1A	Woodruff key		4
20	148.2.079.2B	Vertical intake camshaft		1
21	160.1.094.1A	Spacer		4
22	255.1.019.2A	Timing belt roller		4
23	856.1.074.2A	Special washer		4
24	703.5.002.2A	Ring nut		4

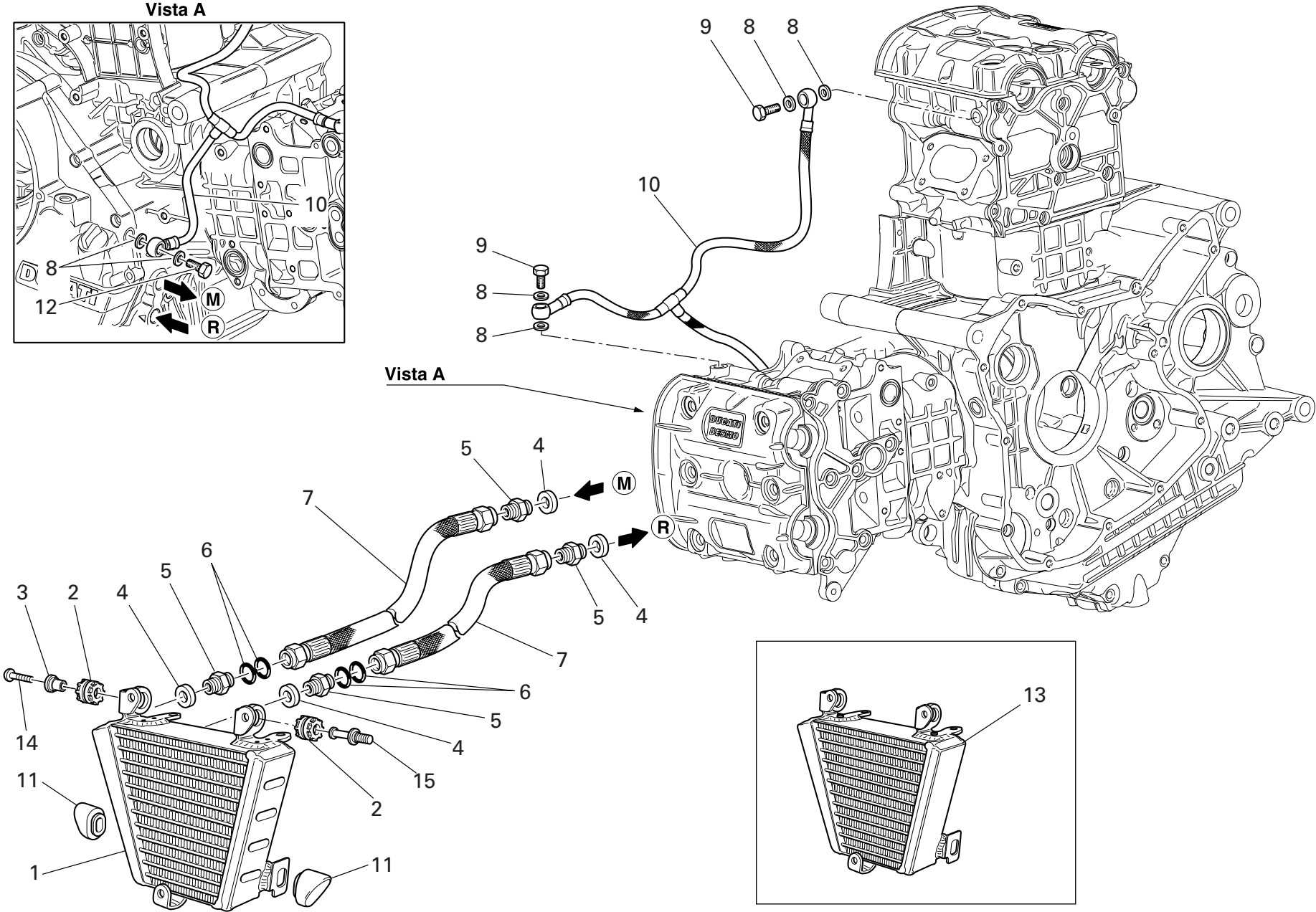
NOTES NO.	CODE NO.	DESCRIPTION	VALIDITY	Q.TY 
-----------	----------	-------------	----------	--

DRAWING 016 OIL COOLER


Vista A



Vista A

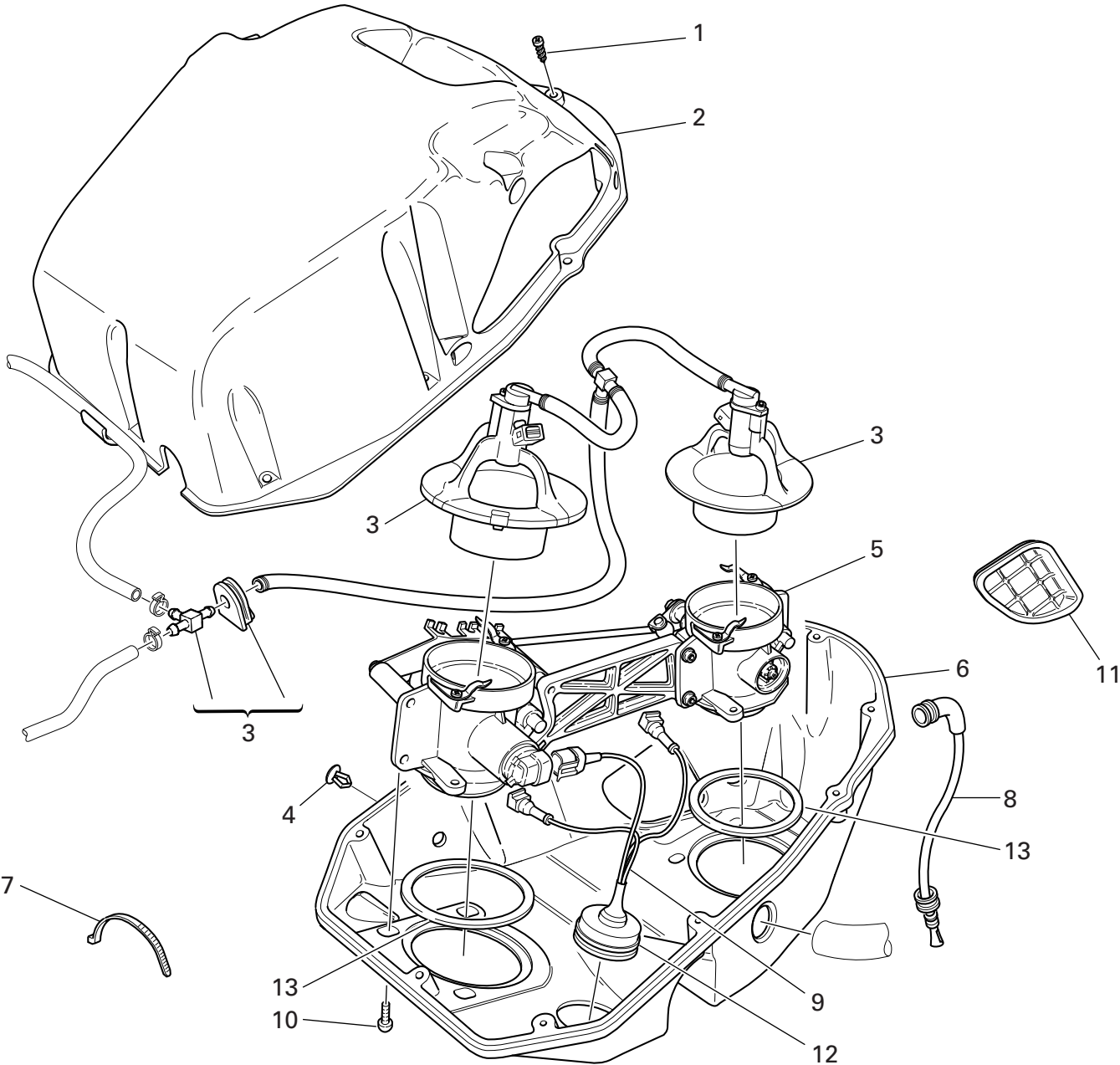


DRAWING 016 OIL COOLER


NOTES NO.	CODE NO.	DESCRIPTION	VALIDITY	Q.TY 
1	548.4.043.1A	Oil cooler		1
2	764.1.022.1A	Vibration damper pad		2
3	716.1.003.1A	Spacer		1
4	787.1.011.1A	Aluminium gasket th.2		4
5	815.1.022.1A	Nipple		4
6	886.5.015.1A	O-Ring		4
7	549.1.030.1A	Oil delivery pipe		2
8	852.5.024.1A	Gasket th.1		6
9	779.1.318.1A	Special screw		2
10	875.1.116.1A	Head lubrication pipe		1
11	866.1.044.1A	Rubber pad		2
12	781.1.009.1A	Special screw		1
13	548.4.042.1A	Oil cooler		1
14	775.1.022.1A	Screw		1
15	821.1.159.1A	Pin		1

NOTES NO.	CODE NO.	DESCRIPTION	VALIDITY	Q.TY 

DRAWING 017 THROTTLE BODY

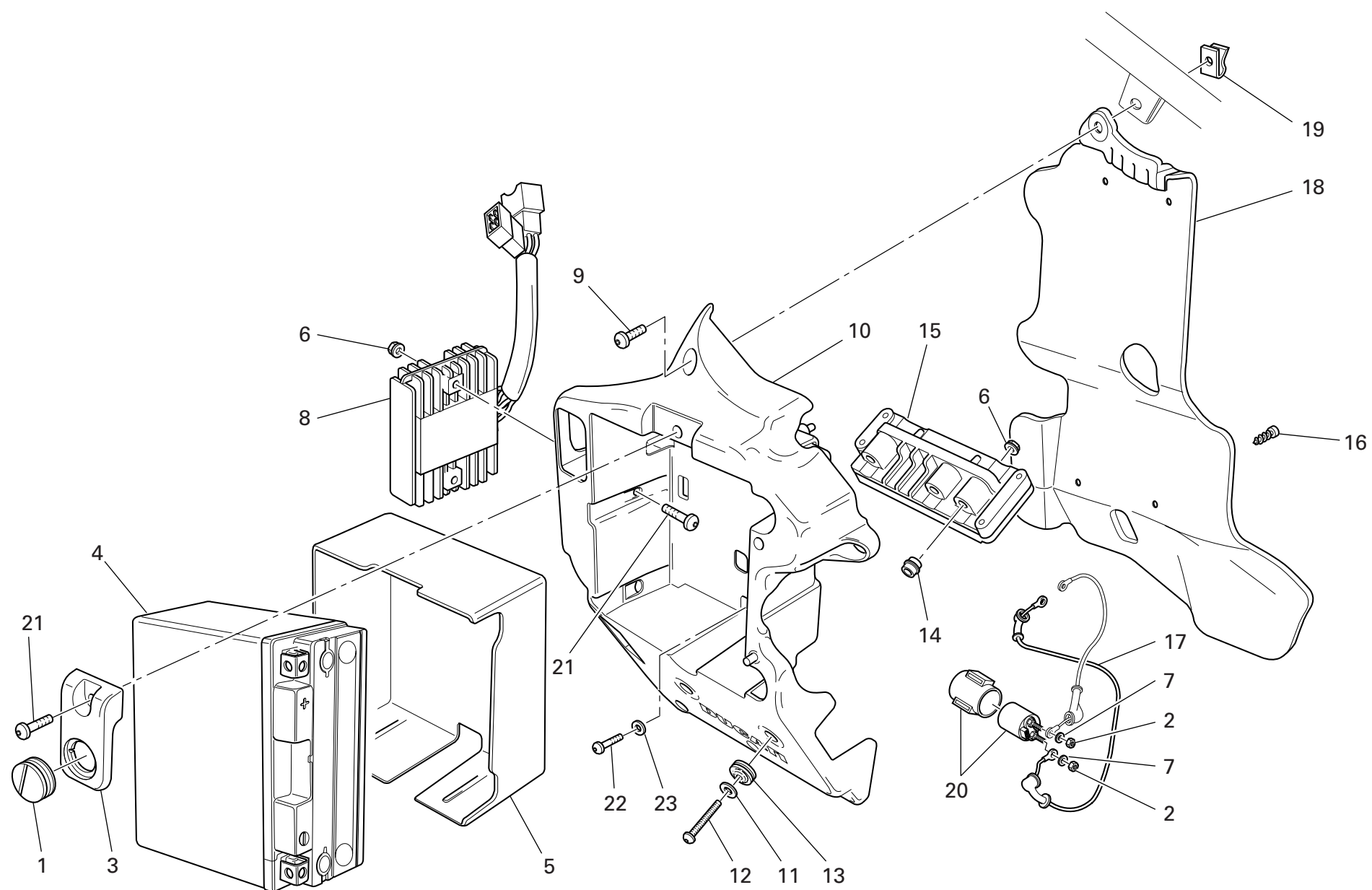


DRAWING 017 THROTTLE BODY

NOTES NO.	CODE NO.	DESCRIPTION	VALIDITY	Q.TY 
1	774.5.002.1B	Screw		10
2	246.1.073.1A	Filter case cover		1
3	135.2.006.1A	Kit		1
4	872.4.043.1A	Cap		2
5	282.4.054.1A	Complete throttle body		1
6	442.1.073.1A	Lower filter box		1
7	741.4.038.1A	Hose guide		3
8	876.1.086.1A	Exhaust pipe		1
9	510.1.241.1A	Throttle body wiring		1
10	779.1.274.1B	Screw		6
11	672.1.030.1A	Air box cowling		1
12	764.1.028.1A	Rubber pad		1
13	791.1.058.1B	Gasket		2

NOTES NO.	CODE NO.	DESCRIPTION	VALIDITY	Q.TY 


DRAWING 018 BATTERY BOX MOUNT



DRAWING

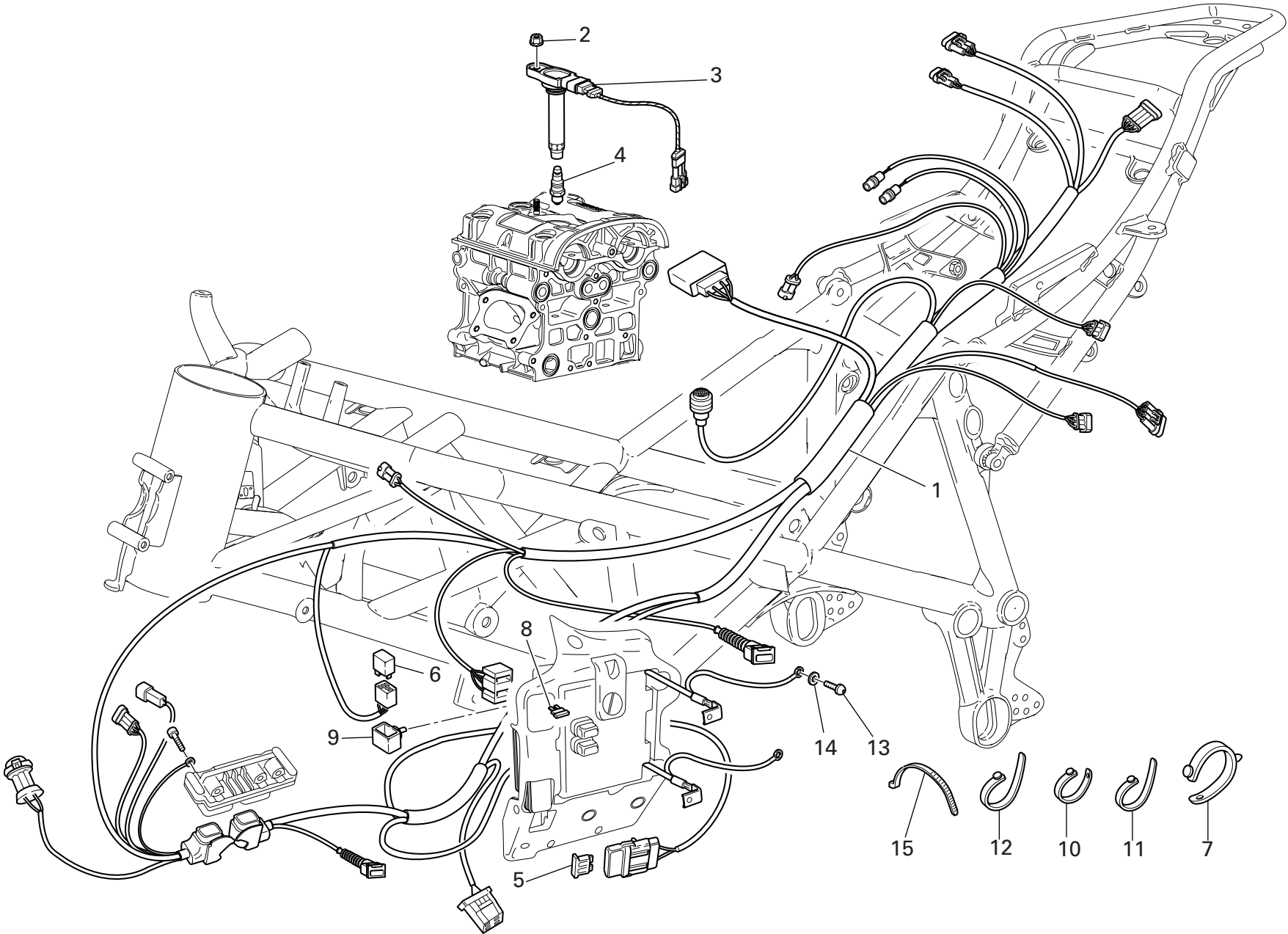
018

BATTERY BOX MOUNT


NOTES NO.	CODE NO.	DESCRIPTION	VALIDITY	Q.TY 
1	764.1.062.1A	Rubber pad		1
2	417.9.050.6A	Nut		2
3	247.1.205.1A	Cover		1
4	395.4.013.1C	Battery		1
5	791.1.060.1A	Battery resting buffer		1
6	729906FN1	Nut		4
7	462.4.037.6A	Spring washer		2
8	540.4.019.1A	Regulator		1
9	771.5.666.8B	Screw		2
10	829.1.419.1A	Battery box mount		1
11	855.5.000.1A	Washer		2
12	775.1.034.1AB	Screw		2
13	764.1.084.1A	Vibration damper pad		3
14	821.1.171.1A	Pin		2
15	286.4.084.1P	Injection control unit		1
16	772.5.034.1A	Screw		4
17	514.1.040.1A	Solenoid starter - starter motor cable		1
18	460.1.125.2A	Battery mount heat guard		1
19	850.4.041.1A	Quik fastening		1
20	397.4.002.1A	Remote switch		1
21	775.1.022.1A	Screw		3
22	60N107330	Screw		1
23	852.1.161.1A	Washer		1

NOTES NO.	CODE NO.	DESCRIPTION	VALIDITY	Q.TY 

DRAWING 018a INJECTION SYSTEM

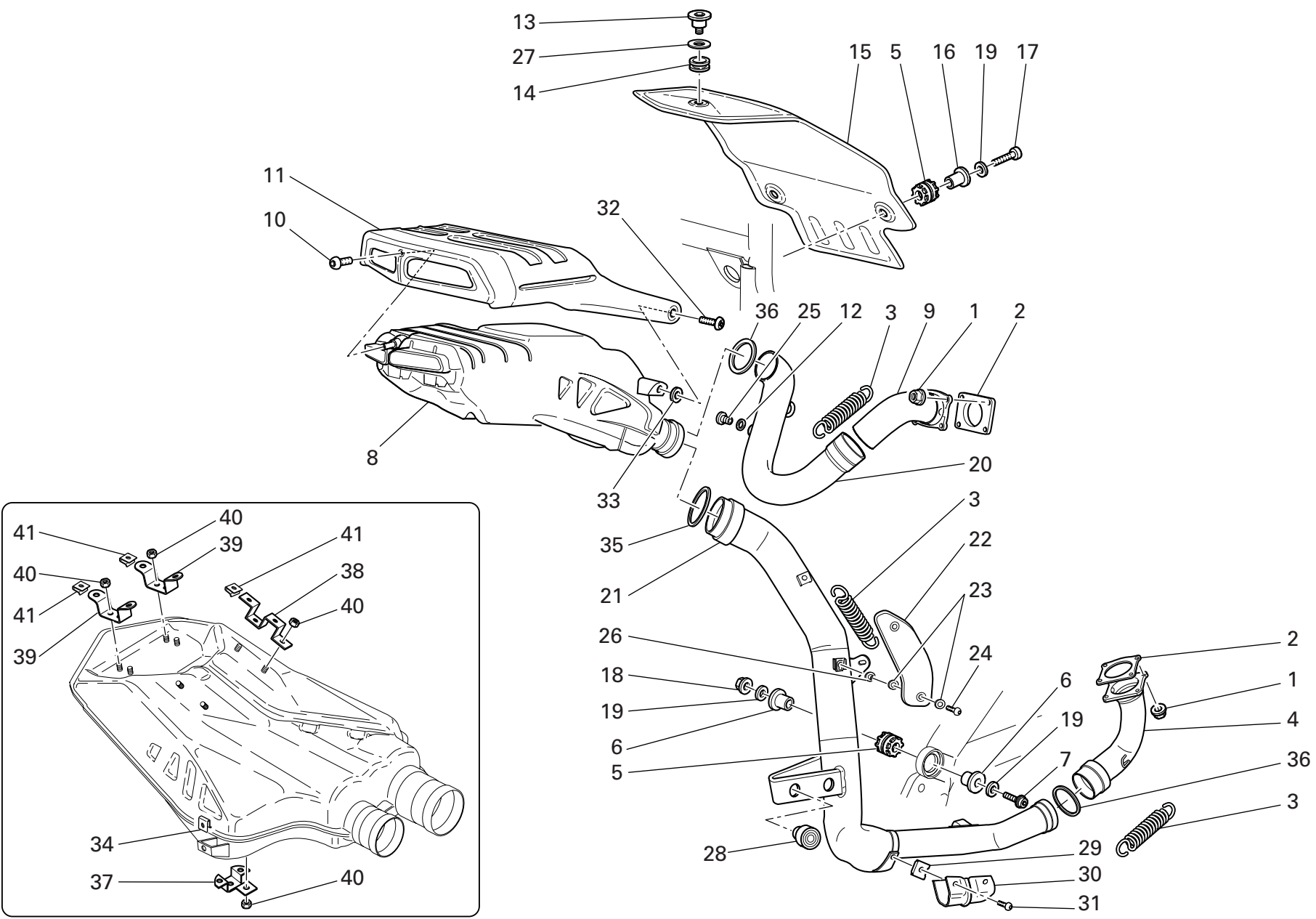


DRAWING 018a INJECTION SYSTEM


NOTES NO.	CODE NO.	DESCRIPTION	VALIDITY	Q.TY 
1	510.1.391.1A	Main wiring		1
2	748.1.042.1A	Nut		2
3	380.1.014.2A	Coil		2
4	670.9.016.1B	Spark plug		2
5	389.4.014.1A	Fuse 40A		1
6	541.4.007.1A	Relay		1
7	8000.53724	Hose guide		9
8	389.4.006.1A	Fuse 3A		1
8	389.4.013.1A	Fuse 20A		1
9	829.1.190.1A	Rubber holder		1
10	741.1.010.1A	Hose guide		3
11	741.1.012.1A	Hose guide		7
12	741.1.013.1A	Hose guide		8
13	775.1.019.1A	Screw		1
14	855.5.000.1A	Washer		1
15	741.4.038.1A	Hose guide		9

NOTES NO.	CODE NO.	DESCRIPTION	VALIDITY	Q.TY 


DRAWING 019 EXHAUST SYSTEM



DRAWING 019 EXHAUST SYSTEM

NOTES NO.	CODE NO.	DESCRIPTION	VALIDITY	Q.TY 
1	748.1.024.1A	Nut		8
2	790.1.004.1A	Exhaust gasket		2
3	799.1.048.2A	Spring		3
4	570.1.072.1B	Horizontal head exhaust pipe		1
5	764.1.024.1A	Vibration damper pad		3
6	713.1.082.1A	Spacer		2
7	772.5.038.1AB	Screw		1
8	573.1.064.3B	Exhaust silencer		1
9	571.1.072.2B	Vertical head exhaust pipe		1
10	775.1.031.1B	Screw		1
11	460.1.116.1B	Silencer thermal protection (BLACK)		1
12	852.5.024.1A	Gasket th.1		2
13	779.1.260.1A	Special screw		1
14	764.1.042.1A	Vibration damper pad		1
15	460.1.112.1A	Tail guard thermal protection		1
16	8000.62652	Spacer		2
17	771.5.070.2BB	Screw		2
18	729906FN1	Nut		1
19	8000.56359	Washer		4
20	571.1.075.2B	Vertical head exhaust pipe		1
21	570.1.074.1B	Horizontal head exhaust pipe		1
22	247.1.188.1A	Protection		1
23	852.1.072.1A	Washer		4
24	775.1.035.1B	Screw		2
25	780.1.007.1A	Cap		2
26	716.1.107.1B	Spacer		2
27	852.1.163.1A	Washer		1

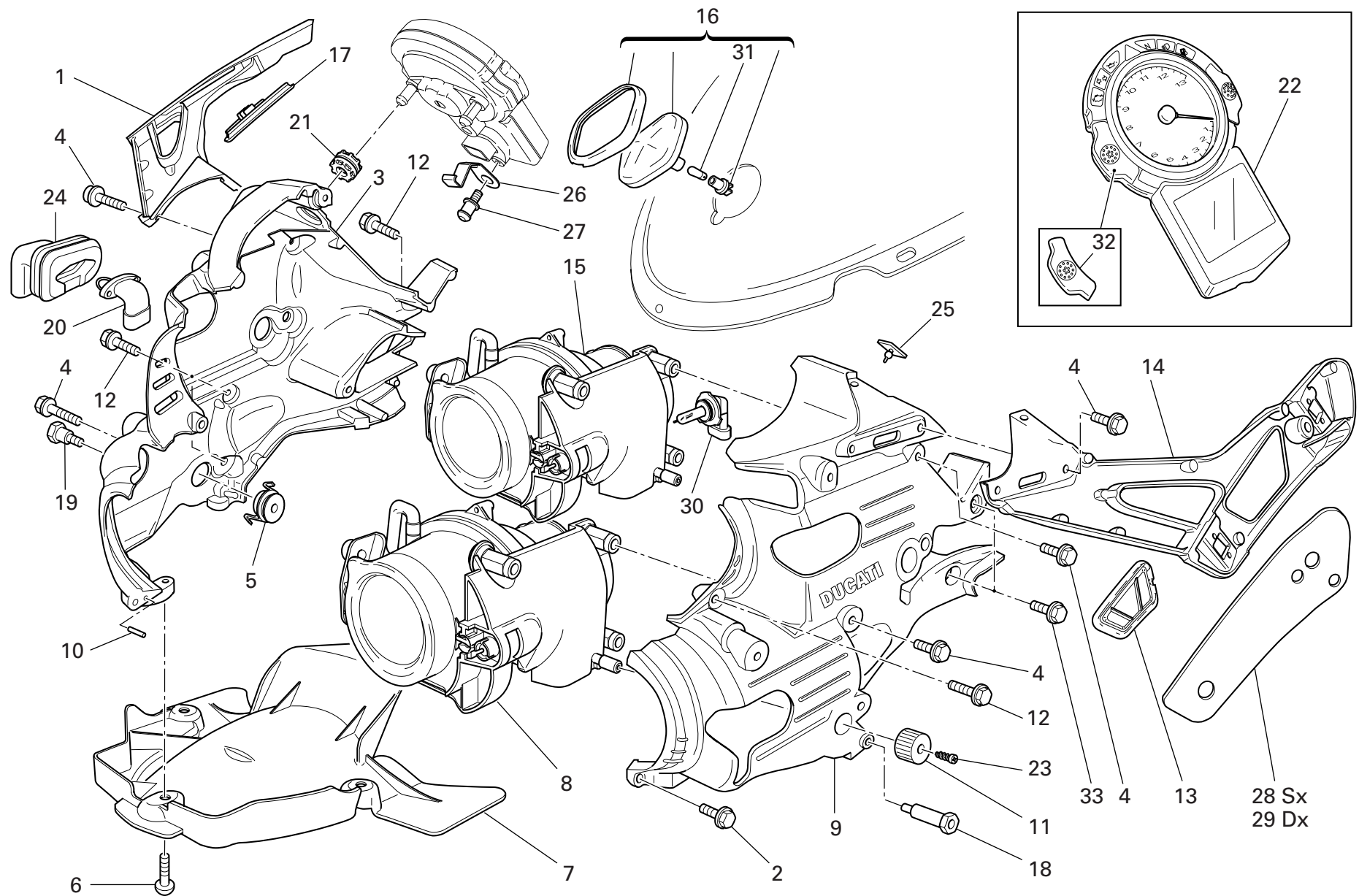
CATALOGUE No: 915.1.177.2C
ISSUED: 11 - 05

NOTES NO.	CODE NO.	DESCRIPTION	VALIDITY	Q.TY 
28	764.1.063.1A	Rubber pad		2
29	850.4.064.1A	Nut with clip		4
30	460.1.159.1A	Thermal protection		1
31	779.1.334.1A	Screw		4
32	775.1.033.1A	Screw		2
33	856.1.091.1A	Washer		2
34	746.4.006.1A	Quik fastening		2
35	790.1.010.1A	Gasket		1
36	790.1.009.1A	Gasket		2
37	576.1.046.1A	Bracket		1
38	576.1.047.1A	Bracket		2
39	576.1.048.1A	Bracket		2
40	749.4.009.1A	Nut		11
41	746.4.007.1A	Quik fastening		8

CATALOGUE No: 915.1.177.2C
ISSUED: 11 - 05

DRAWING 020


FRONT HEAD-LIGHT AND INSTRUMENT PANEL



DRAWING

020

FRONT HEAD-LIGHT AND INSTRUMENT PANEL


NOTES NO.	CODE NO.	DESCRIPTION	VALIDITY	Q.TY
				
1	829.2.384.1CA	R.H. mirror holder (GREY)		1
2	772.5.031.1AB	Screw		3
3	829.1.369.1B	Headlight holder		1
4	772.5.029.1AB	Screw		10
5	750.4.010.1A	Nut		4
6	775.1.008.3A	Screw		4
7	460.1.120.2A	Mudflap		1
8	520.4.023.1B	High beam		1
9	829.1.370.1B	Headlight holder		1
10	462.9.012.8A	Spring pin		2
11	835.1.005.1B	Knob		2
12	772.5.038.1AB	Screw		5
13	872.1.036.2A	LH mirrors support plug		1
14	829.2.385.1CA	L.H. mirror holder (GREY)		1
15	520.4.022.1C	Low beam		1
16	536.2.002.2A	Parking light assy		1
17	872.1.037.2A	RH mirrors support plug		1
18	684.1.056.1A	L.H. stud bolt		1
19	684.1.057.1A	R.H. Stud bolt		1
20	552.4.012.1A	Air temperature sensor		1
21	764.1.022.1A	Vibration damper pad		3
22	406.1.015.1F	Complete instrument panel		1
23	772.5.035.1A	Screw		2
24	829.1.401.1A	Holder sensor		1
25	866.1.036.1A	Rubber pad		2
26	826.1.015.1A	Plate		1
27	821.1.184.1A	Pin		1

CATALOGUE No:

915.1.177.2C

ISSUED:

11 - 05

NOTES NO.	CODE NO.	DESCRIPTION	VALIDITY	Q.TY
				
28	764.1.059.1A	Rearview mirror support rubber (L.H.)		1
29	764.1.047.1A	Rearview mirror support rubber (R.H.)		1
30	390.4.009.1A	Bulb 10W		2
31	390.4.017.1A	Bulb 12V-10W		1
32	539.4.041.1A	Push-button		2
33	772.1.060.1A	Screw		4

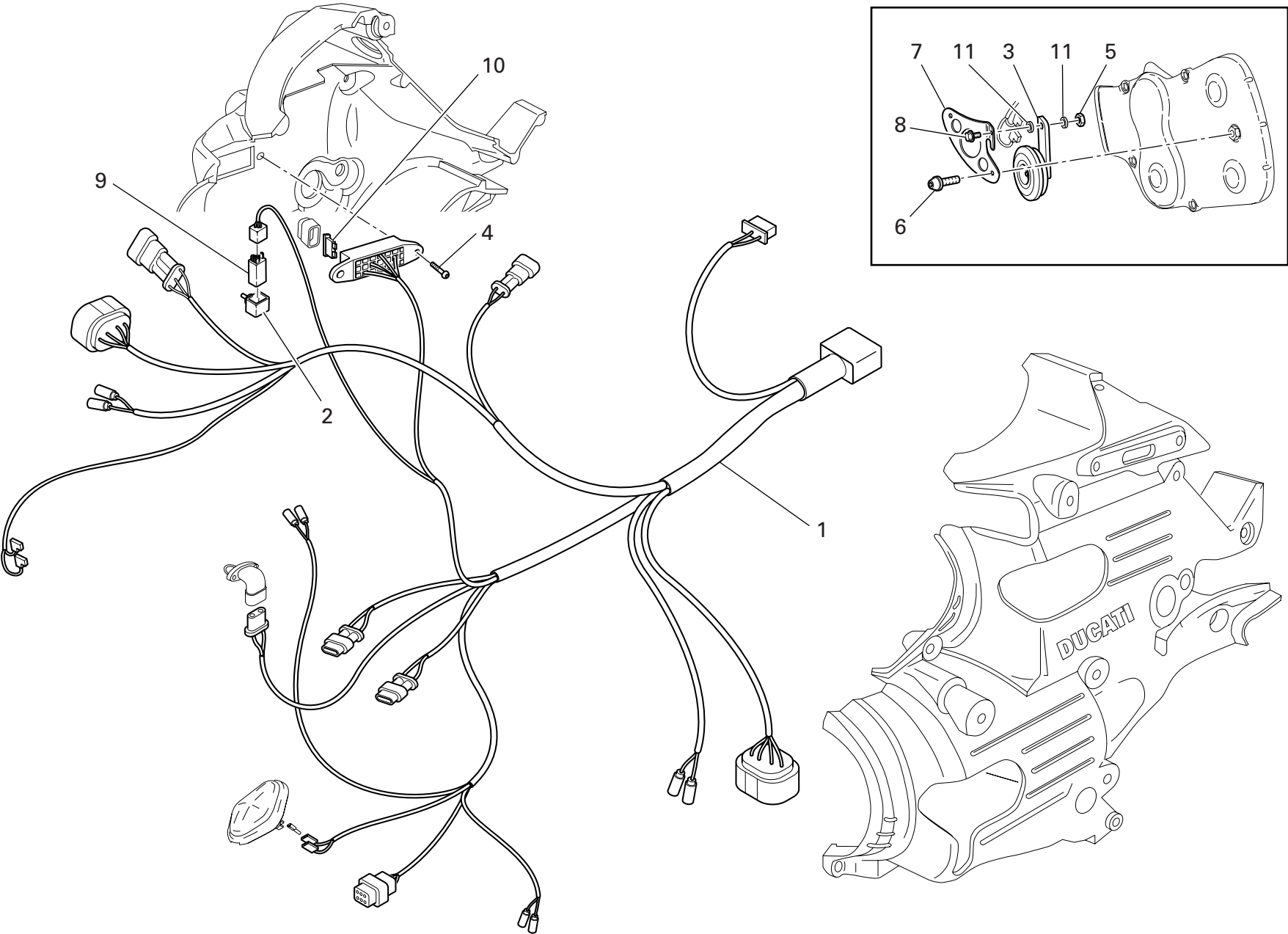
CATALOGUE No:

915.1.177.2C


ISSUED:

11 - 05

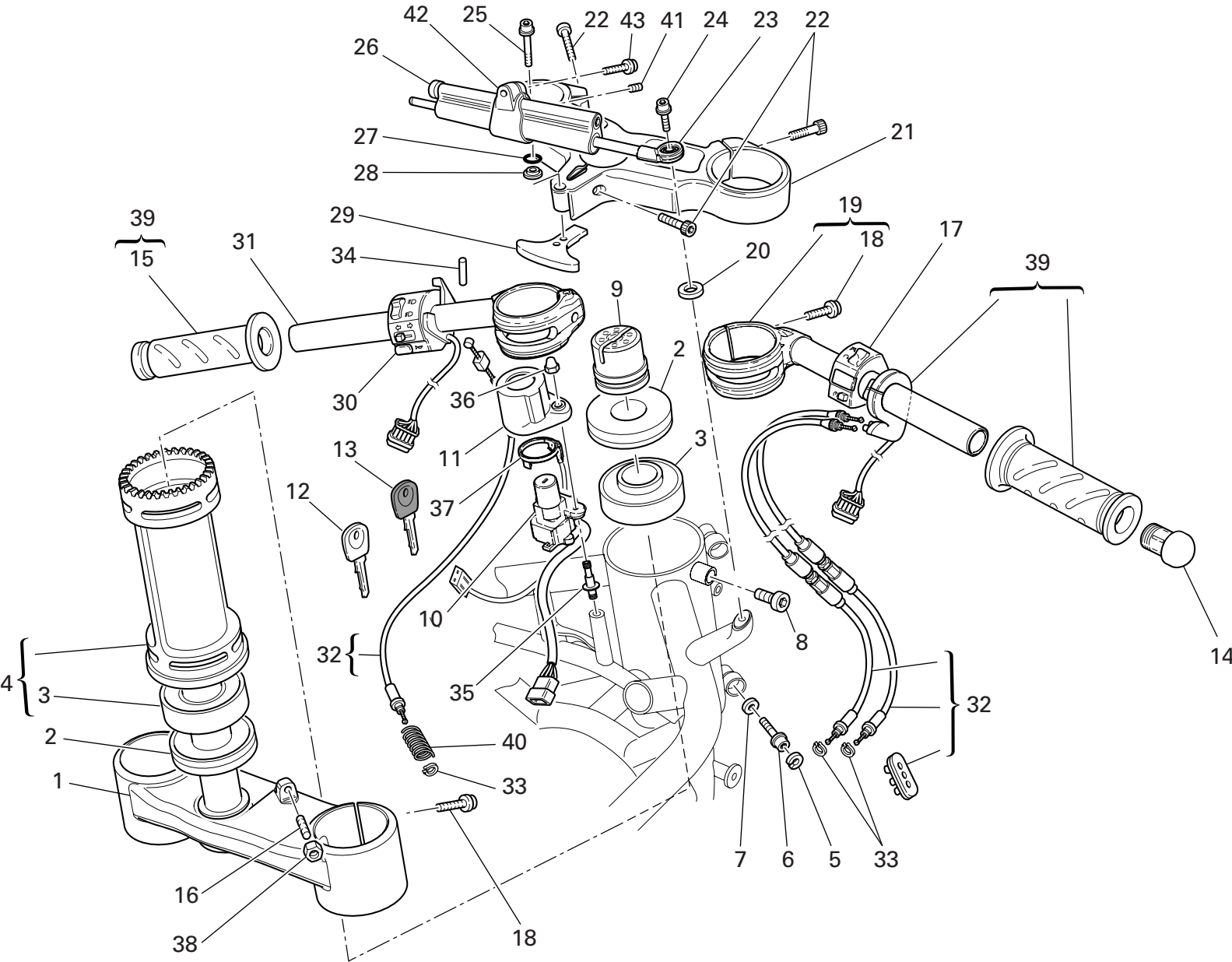
DRAWING 020a FRONT WIRING



DRAWING 020a FRONT WIRING

NOTES NO.	CODE NO.	DESCRIPTION	VALIDITY	Q.TY 
1	510.1.390.1A	Front wiring		1
2	829.1.190.1A	Rubber holder		1
3	516.4.003.1B	Horn (BLACK)		1
4	775.1.035.1B	Screw		2
5	749.4.004.1A	Nut		1
6	772.5.032.1A	Screw		2
7	829.1.386.1A	Bracket		1
8	772.1.061.1A	Screw		1
9	541.4.007.1A	Relay		1
10	389.4.006.1A	Fuse 3A		1
10	389.4.007.1A	Fuse 7.5A		1
10	389.4.008.1A	Fuse 15A		1
10	389.4.013.1A	Fuse 20A		1
11	716.1.111.1A	Spacer		2

NOTES NO.	CODE NO.	DESCRIPTION	VALIDITY	Q.TY 
-----------	----------	-------------	----------	--



DRAWING

021

HALF-HANDLEBARS - SHOCK-ADSORBER


NOTES NO.	CODE NO.	DESCRIPTION	VALIDITY	Q.TY 
1	342.2.033.1A	Steering head base assembly		1
2	930.1.004.1A	Seal ring		2
3	702.4.004.1A	Bearing		2
4	343.2.005.1A	Tube		1
5	884.5.001.1A	Circlip		2
6	771.5.723.8B	Screw		2
7	852.1.071.1A	Washer		2
8	779.1.060.1A	Special screw		1
9	703.1.013.1A	Ring nut		1
10	652.4.006.1A	Key-operated switch		1
11	246.1.076.1A	Cover		1
12	598.4.016.1A	Wrench with Transponder		1
13	598.4.018.1A	Wrench without Transponder		1
14	872.1.015.1A	Cap		2
15	361.1.002.1A	Grip (L.H.)		1
16	779.1.298.1A	Special screw		2
17	650.4.008.1B	R.H. switch		1
18	771.5.725.8B	Screw		6
19	360.1.043.1A	R.H. handlebar		1
20	713.1.209.1A	Spacer		1
21	341.1.035.1A	Steering head		1
22	771.5.727.8B	Screw		3
23	848.2.002.1A	Joint		1
24	771.5.666.8B	Screw		1
25	771.5.673.8B	Screw		1
26	364.1.003.1A	Steering damper		1
27	886.5.014.1A	O-ring		1

CATALOGUE No:

ISSUED:

915.1.177.2C

11 - 05

NOTES NO.	CODE NO.	DESCRIPTION	VALIDITY	Q.TY 
28	713.1.210.1A	Spacer		1
29	341.1.036.1A	Steering lock arm		1
30	651.4.013.1A	L.H. switch		1
31	360.1.044.1A	L.H. handlebar		1
32	656.2.001.1A	Cables and rubber unit		1
33	0170.91.730	Ring		3
34	861.5.013.1A	Spring pin		2
35	779.1.252.1A	Special screw		2
36	749.4.002.1A	Nut		2
37	518.4.004.1C	Antenna		1
38	747.5.003.1A	Nut		2
39	654.2.016.1A	Throttle control		1
40	799.1.171.1A	Starter control transmission return spring		1
41	778.5.009.1A	Threaded dowel		1
42	808.2.047.1A	Clamp		1
43	771.5.665.8B	Screw		1

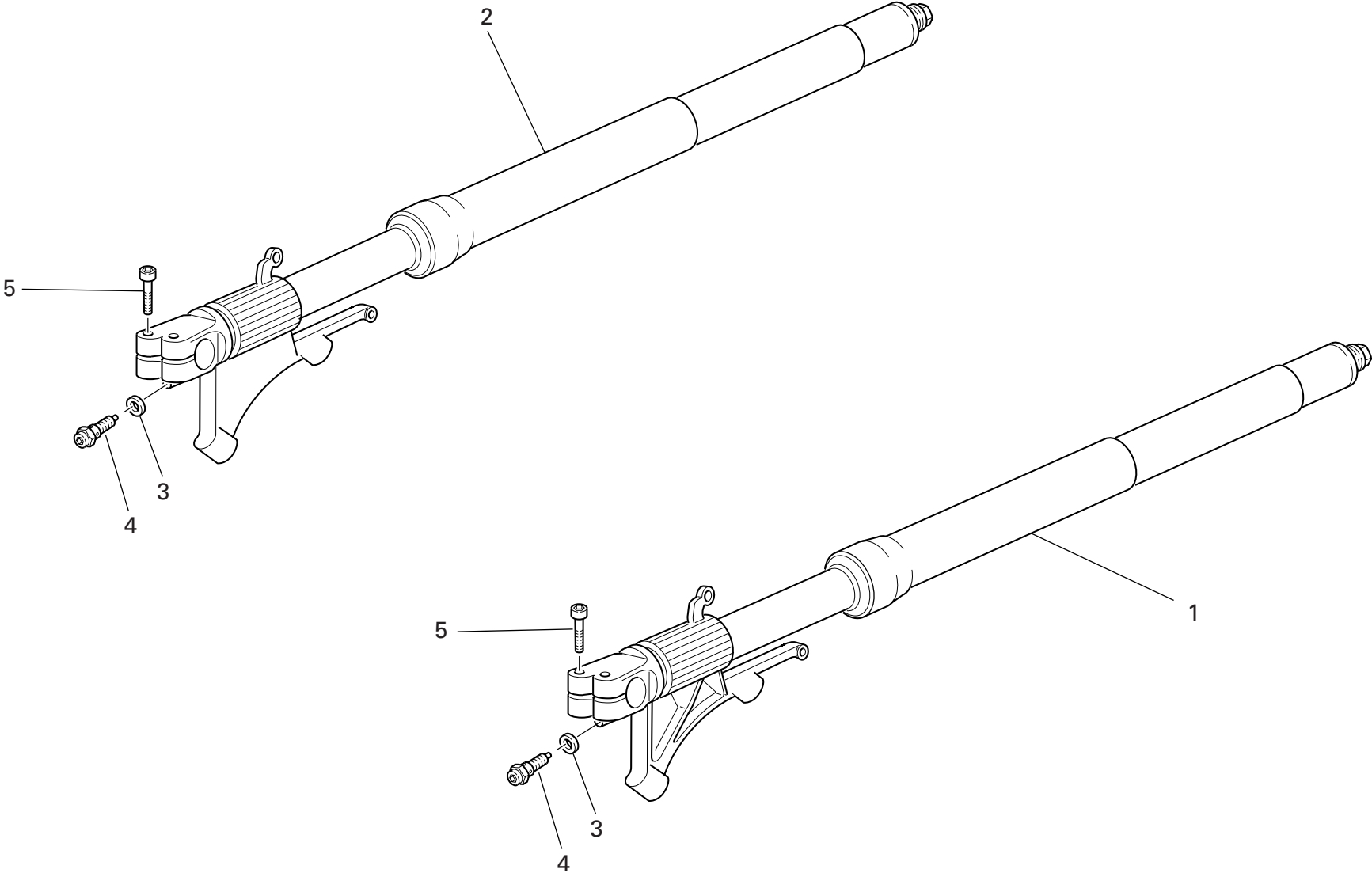
CATALOGUE No:

ISSUED:

915.1.177.2C

11 - 05

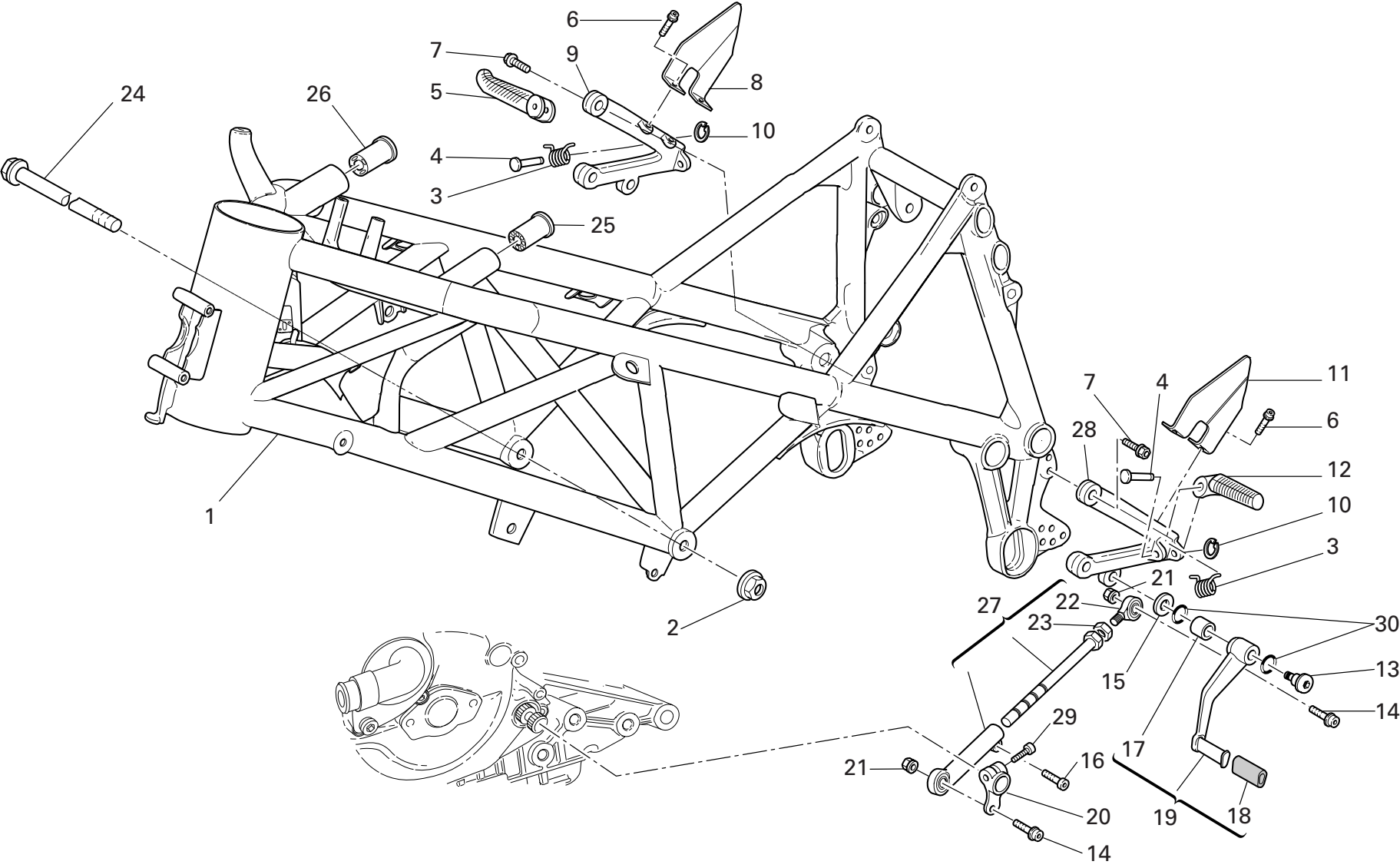
DRAWING 021a FRONT FORK



DRAWING 021a FRONT FORK

NOTES NO.	CODE NO.	DESCRIPTION	VALIDITY	Q.TY
1	340.2.242.1B	L.H. fork leg assembly		1
2	340.2.241.1B	R.H. fork leg assembly		1
3	349.1.096.1A	Special washer		2
4	349.2.010.1A	Adjusting screw		2
5	779.1.371.1A	Screw		4


NOTES NO.	CODE NO.	DESCRIPTION	VALIDITY	Q.TY
-----------	----------	-------------	----------	------



DRAWING 022 FRAME

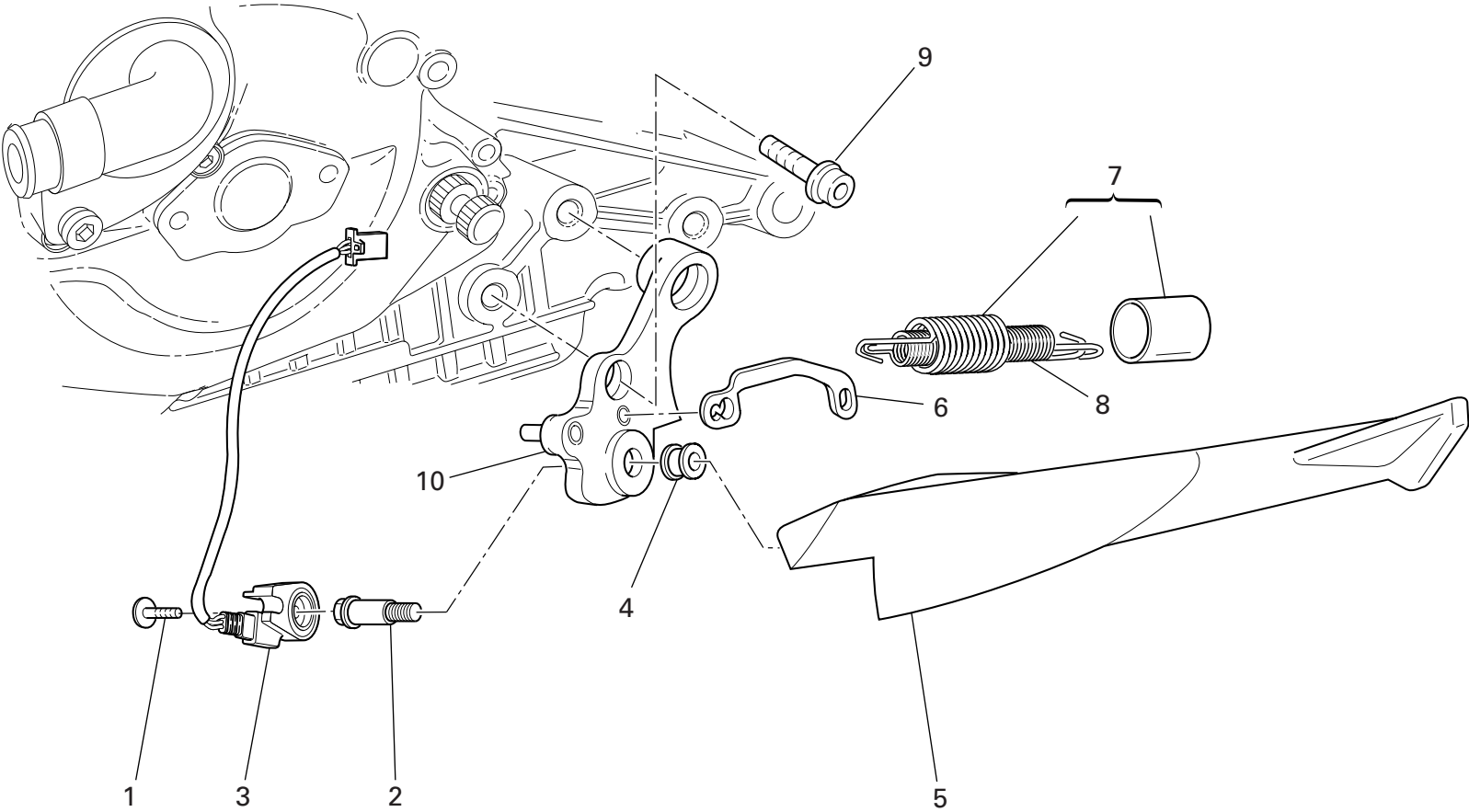
NOTES NO.	CODE NO.	DESCRIPTION	VALIDITY	Q.TY 
1	470.1.177.3AA	Frame (METALLIC DARK GREY)		1
1	470.1.177.3AB	Frame (BLACK)		1
1	470.1.177.3AF	Frame (RED)		1
2	748.4.002.1A	Nut		2
3	799.1.166.1A	Spring		2
4	821.1.051.1AB	Pin		2
5	464.1.006.1A	Foot peg (front) (R.H.)		1
6	771.5.637.8B	Screw		4
7	771.5.723.8B	Screw		4
8	247.1.191.1A	R.H. protection		1
9	824.1.083.1A	R.H. foot peg holder plate		1
10	884.5.003.1A	Ring		2
11	247.1.192.1A	L.H. protection		1
12	464.1.005.1A	Foot peg (front) (L.H.)		1
13	821.1.170.1A	Pin		1
14	771.5.667.8B	Screw		2
15	852.1.151.1A	Washer		1
16	771.5.665.8B	Screw		1
17	712.1.034.1A	Bush		1
18	764.1.011.1A	Rubber pad		1
19	456.2.033.1A	Gearchange lever		1
20	456.1.006.2A	Gearchange control lever		1
21	749.4.004.1A	Nut		2
22	848.5.002.1A	Ball joint		1
23	747.5.003.1A	Nut		1
24	779.1.213.1A	Screw		2
25	764.1.051.1A	Rubber pad		1

CATALOGUE No: 915.1.177.2C
ISSUED: 11 - 05


NOTES NO.	CODE NO.	DESCRIPTION	VALIDITY	Q.TY 
26	764.1.050.1A	Rubber pad		1
27	117.2.034.1B	Gearbox transmission rod assembly		1
28	824.1.084.1A	L.H. foot peg holder plate		1
29	771.5.666.8B	Screw		1
30	0000.01199	O-ring		2

CATALOGUE No: 915.1.177.2C
ISSUED: 11 - 05

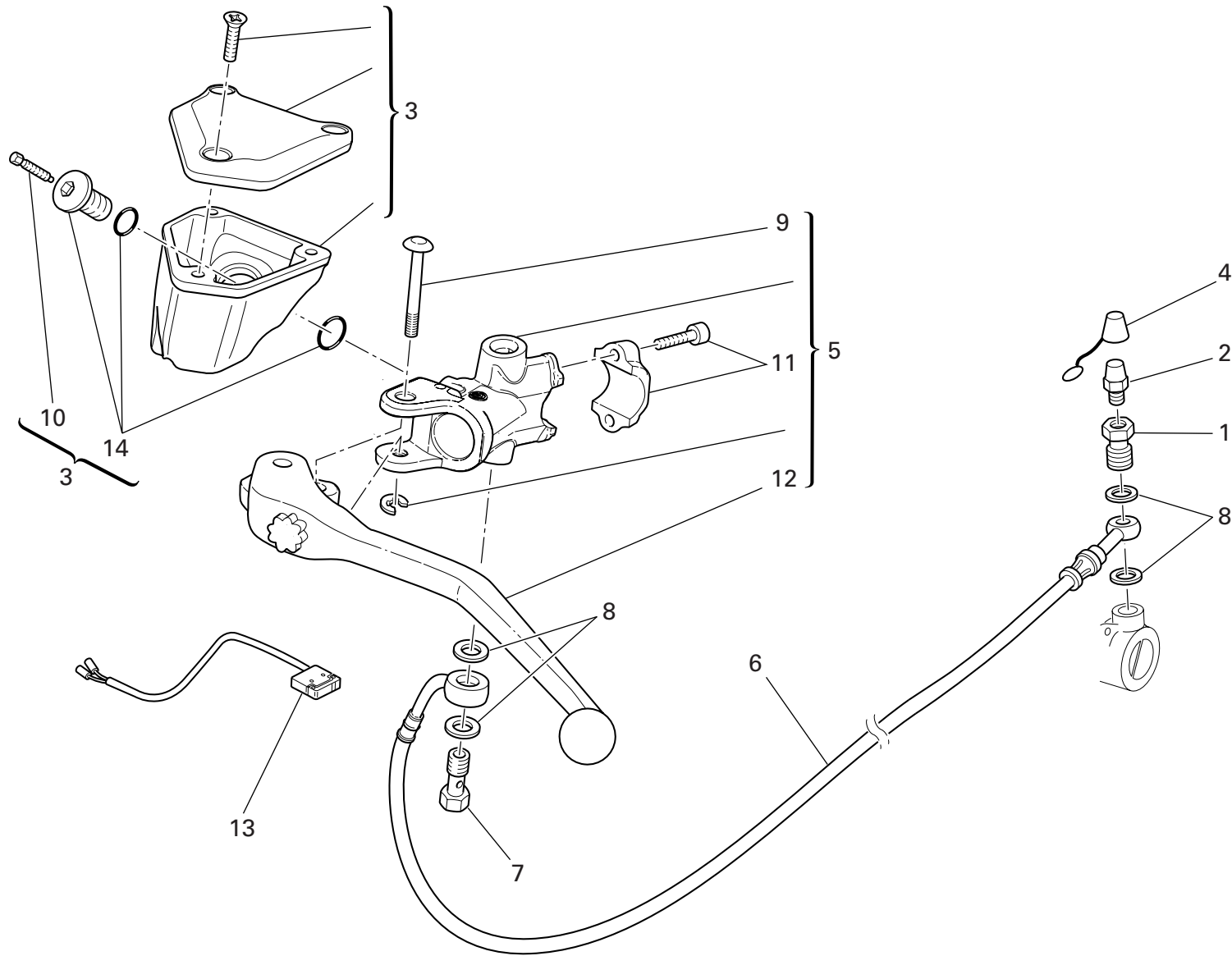
DRAWING 022a STAND




DRAWING 022a STAND

NOTES NO.	CODE NO.	DESCRIPTION	VALIDITY	Q.TY 
1	779.4.005.2A	Screw		1
2	821.1.134.1A	Pin		1
3	539.1.022.1A	Switch		1
4	711.1.113.1A	Bush		1
5	556.1.031.1A	Side stand		1
6	829.1.366.1A	Plate		1
7	799.2.159.1A	Complete spring		1
8	799.1.158.1A	Inner spring		1
9	771.5.154.8B	Screw		2
10	556.2.032.1A	Plate		1

NOTES NO.	CODE NO.	DESCRIPTION	VALIDITY	Q.TY 

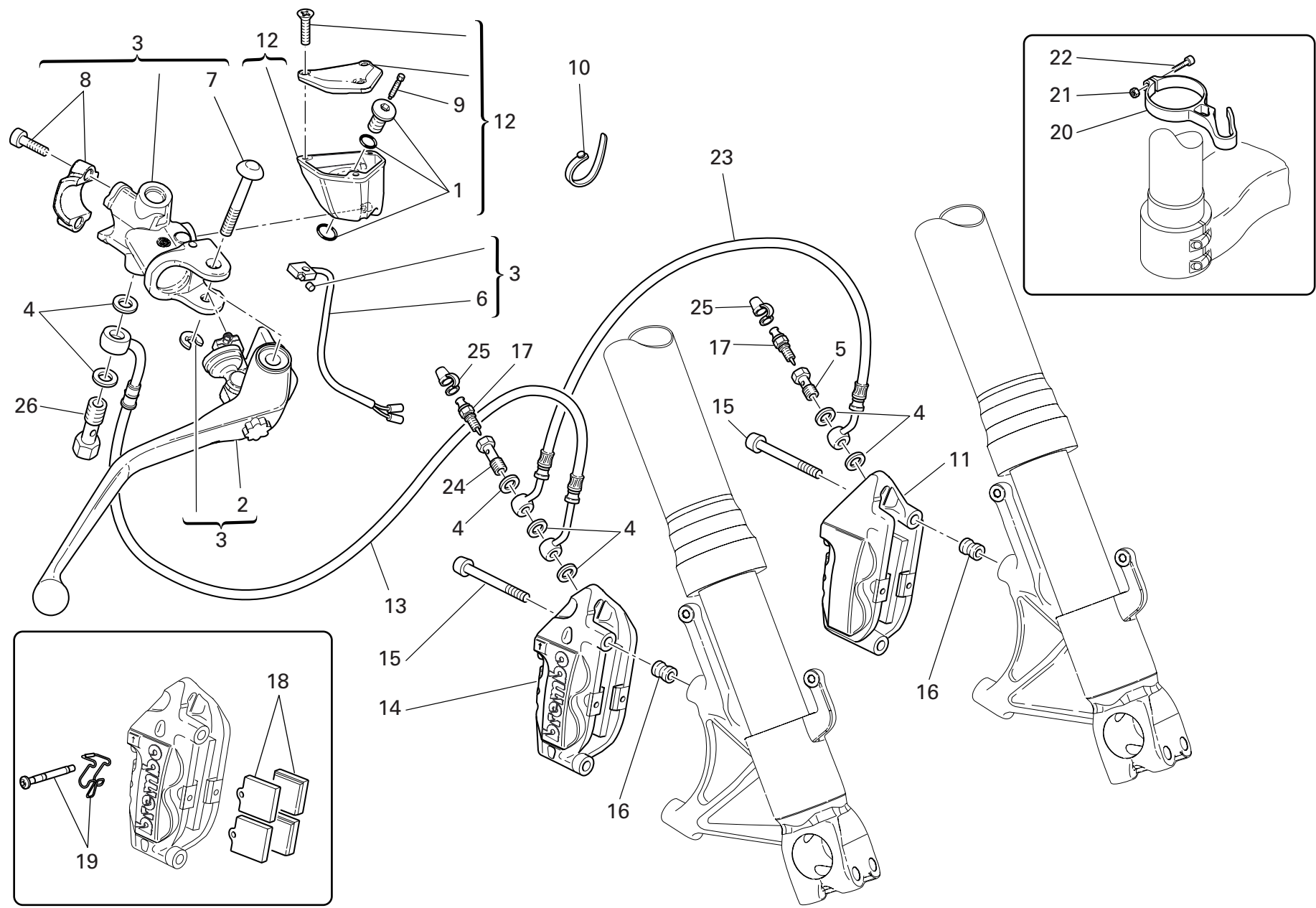


DRAWING 023 CLUTCH CONTROL

NOTES NO.	CODE NO.	DESCRIPTION	VALIDITY	Q.TY 
1	779.1.082.1AB	Special screw		1
2	0000.33552	Bleed		1
3	585.4.005.1A	Complete oil tank		1
4	612.4.005.1A	Dust seal		1
5	630.4.016.1A	Clutch drive pump		1
6	632.1.021.1A	Clutch control pipe (METAL PLAITED)		1
7	779.1.366.1AB	Special screw		1
8	852.5.024.1A	Gasket th.1		4
9	626.4.032.1A	Pin		1
10	612.4.023.1A	Bleed		2
11	626.4.031.1A	Bracket		1
12	631.4.017.1A	Clutch control lever		1
13	539.4.036.1A	Microswitch		1
14	771.4.014.1A	Oil duct filler		1

NOTES NO.	CODE NO.	DESCRIPTION	VALIDITY	Q.TY 
-----------	----------	-------------	----------	--

DRAWING 024 FRONT HYDRAULIC BRAKE



DRAWING

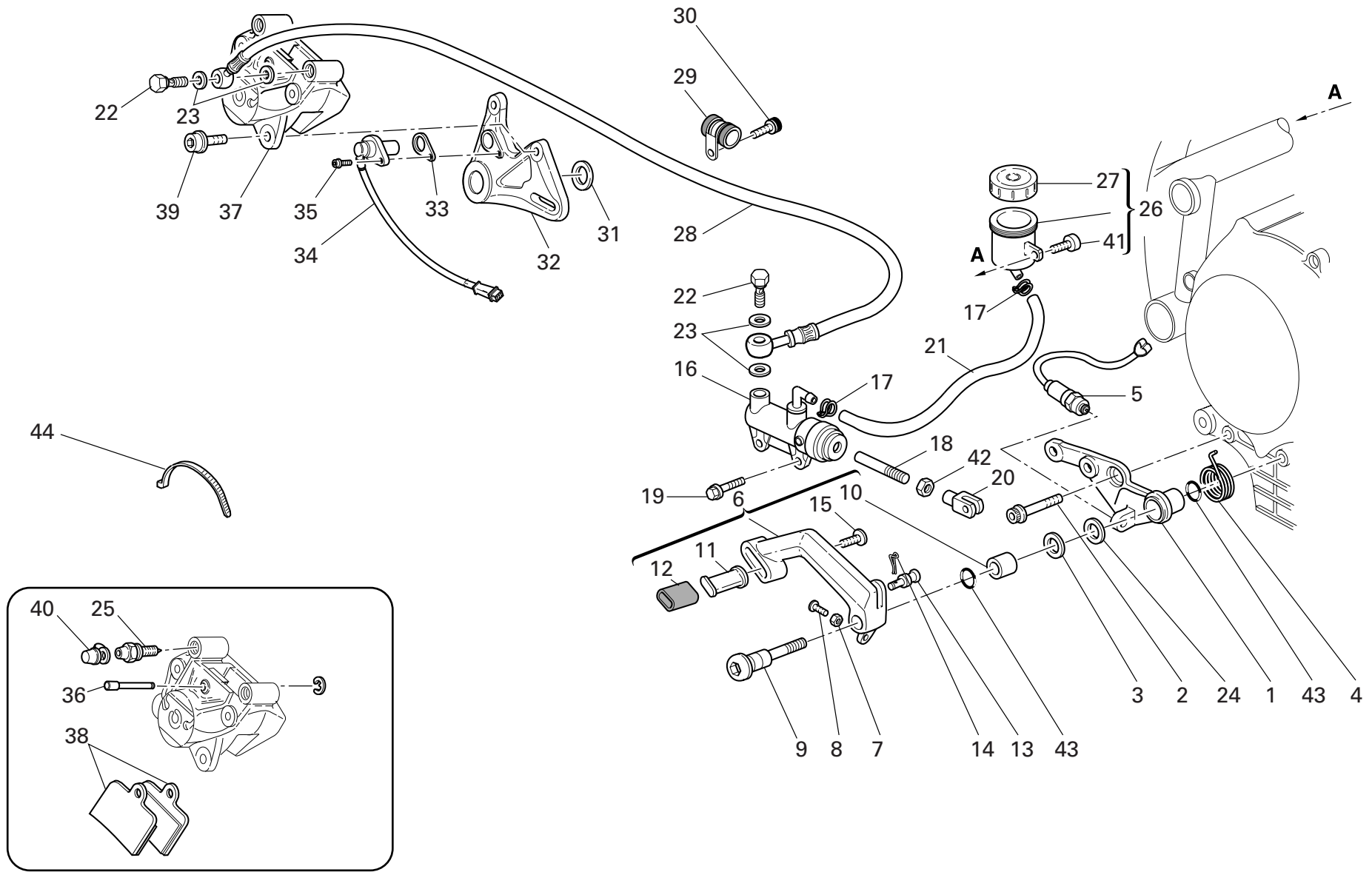
024

FRONT HYDRAULIC BRAKE


NOTES NO.	CODE NO.	DESCRIPTION	VALIDITY	Q.TY 
1	771.4.014.1A	Oil duct filler		1
2	631.4.019.1A	Brake control lever		1
3	624.4.027.1A	Front brake pump		1
4	852.5.024.1A	Gasket th.1		7
5	779.1.397.1A	Special screw		1
6	539.4.035.1A	Microswitch		1
7	626.4.032.1A	Pin		1
8	626.4.031.1A	Bracket		1
9	612.4.023.1A	Bleed		1
10	741.1.012.1A	Hose guide		1
11	610.4.054.1A	L.H. brake caliper		1
12	585.4.004.1A	Complete oil tank		1
13	618.4.059.1A	Tube		1
14	610.4.053.1A	R.H. brake caliper		1
15	779.1.331.1A	Screw		4
16	713.1.235.1A	Spacer		4
17	187.1.002.1A	Bleed		2
18	613.4.030.1A	Set of 4 pads		2
19	612.4.022.1A	Spare pins and spring		2
20	741.1.030.1B	Clamp		1
21	417.9.020.5A	Nut		1
22	60N107330	Screw		1
23	618.4.057.1A	Front brake line		1
24	779.1.465.1A	Special screw		1
25	612.4.005.1A	Dust seal		2
26	779.1.415.1A	Special screw		1

NOTES NO.	CODE NO.	DESCRIPTION	VALIDITY	Q.TY 

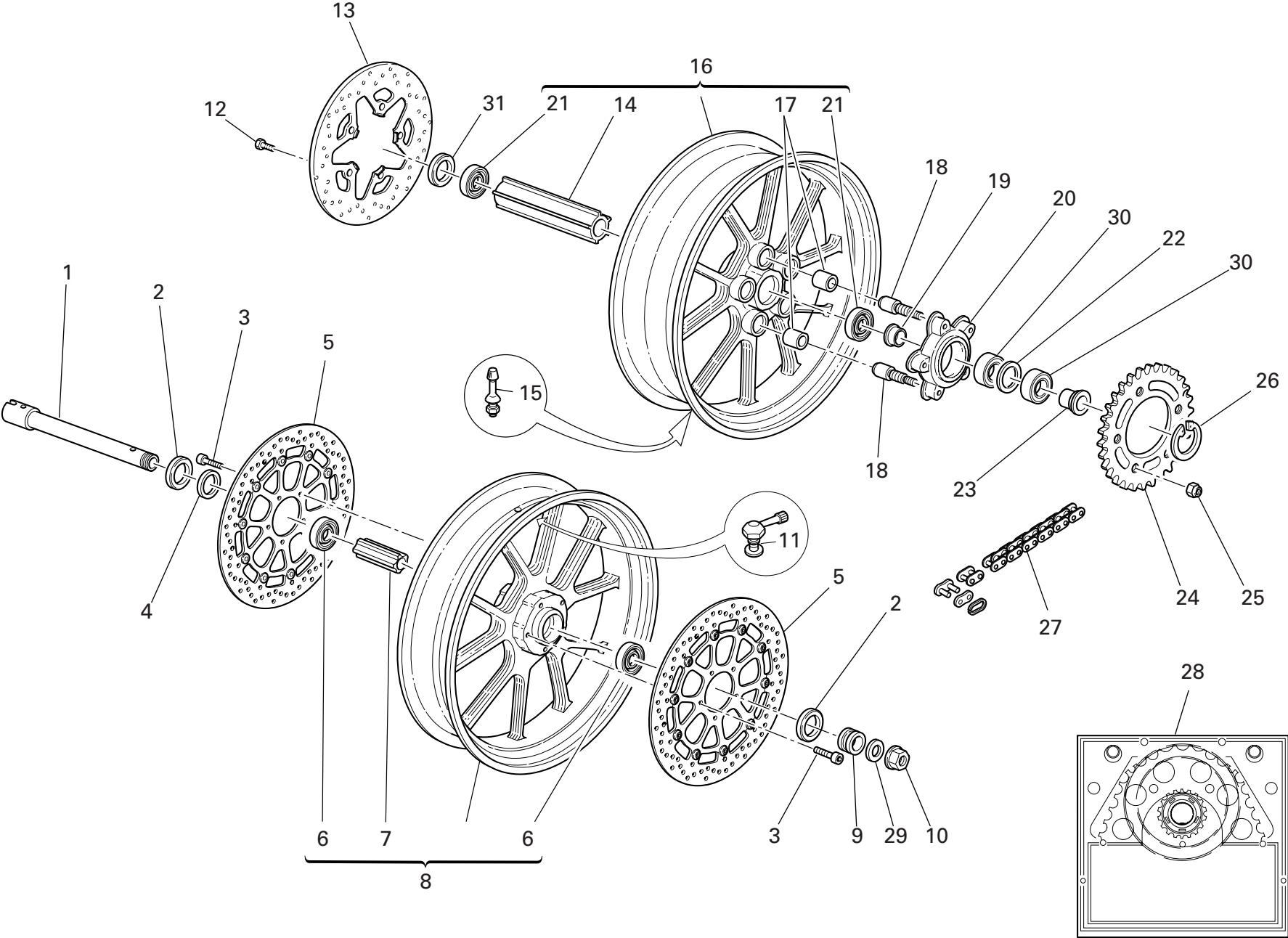
DRAWING 025 REAR HYDRAULIC BRAKE



NOTES NO.	CODE NO.	DESCRIPTION	VALIDITY	Q.TY 
1	829.1.078.1A	Holder		1
2	771.5.754.8B	Screw		1
3	852.1.154.1A	Washer		1
4	799.1.083.1B	Spring		1
5	539.4.003.1B	Switch		1
6	457.2.013.1A	Brake control lever		1
7	747.5.005.1B	Nut		1
8	779.1.237.1B	Adjusting screw		1
9	821.1.052.1AB	Pedal pin		1
10	712.1.034.1A	Bush		1
11	455.1.010.1A	Brake lever pin		1
12	764.1.011.1A	Rubber pad		1
13	821.1.162.1A	Pin		1
14	685.5.002.1A	Split pin		1
15	779.1.293.1A	Special screw		1
16	625.4.009.1A	Rear brake pump		1
17	741.4.043.1A	Hose guide		2
18	117.1.044.1A	Adjuster rod		1
19	772.5.029.1AB	Screw		2
20	184.1.005.1A	Fork		1
21	877.1.091.1A	Tube		1
22	779.1.366.1AB	Special screw		2
23	852.5.024.1A	Gasket th.1		4
24	852.1.158.1A	Washer		1
25	631.4.016.1A	Bleed		1
26	0000.61078	Complete oil tank		1
27	893.4.005.1A	Cap		1

NOTES NO.	CODE NO.	DESCRIPTION	VALIDITY	Q.TY 
28	619.4.026.1A	Rear brake line (METAL PLAITED)		1
29	741.4.099.1A	Hose guide		3
30	771.1.226.1A	Screw		3
31	713.1.205.1A	Inner spacer		1
32	825.1.028.2A	Caliper holder plate		1
33	713.1.192.1A	Spacer		1
34	552.4.037.1A	Sensor		1
35	771.5.665.8B	Screw		1
36	612.4.016.1A	Spare pins and spring		2
37	611.4.020.1A	Rear brake caliper		1
38	613.4.038.1A	Pads pair		1
39	771.5.723.8B	Screw		2
40	612.4.008.1A	Dust seal		1
41	707006N02	Screw		1
42	747.5.003.1A	Nut		1
43	0000.01199	O-ring		2
44	741.4.038.1A	Hose guide		4

DRAWING 026 FRONT AND REAR WHEELS



DRAWING

026

FRONT AND REAR WHEELS


NOTES NO.	CODE NO.	DESCRIPTION	VALIDITY	Q.TY 
1	819.1.043.1A	Front wheel spindle		1
2	930.4.052.1A	Seal ring		2
3	779.1.399.1A	Screw		10
4	713.1.196.1A	R.H. spacer		1
5	492.4.075.1A	Front brake disc ø320		2
6	75162.2566	Bearing		2
7	714.1.047.1A	Inner spacer		1
8	501.2.100.1AA	Front wheel rim (GREY)		1
8	501.2.100.1AB	Front wheel rim (BLACK)		1
9	713.1.197.3A	L.H. spacer		1
10	748.1.014.1A	Nut		1
11	497.2.001.2A	Valve		1
12	779.1.311.1A	Screw		5
13	492.4.077.1A	Rear brake disc		1
14	714.1.043.1A	Inner spacer		1
15	0803.77.010	Valve		1
16	502.2.100.1AA	Rear wheel rim (GREY)		1
16	502.2.100.1AB	Rear wheel rim (BLACK)		1
17	700.1.005.1A	Vibration damper		5
18	821.1.009.1B	Pin		5
19	710.1.084.1A	Bush		1
20	160.1.092.2A	Rear sprocket flange		1
21	702.5.050.1A	Bearing		2
22	713.1.184.1A	Inner spacer		1
23	713.1.186.1A	Spacer		1
24	494.1.081.1A	Ring gear z=36		1
25	748.4.024.1AB	Nut		5

CATALOGUE No:

915.1.177.2C

ISSUED:

11 - 05

NOTES NO.	CODE NO.	DESCRIPTION	VALIDITY	Q.TY 
26	884.4.006.1A	Circlip		1
27	676.4.037.1A	Chain 95+1		1
28	676.2.043.1A	Final drive kit		1
29	8000.70119	Washer		1
30	702.4.038.1A	Bearing		2
31	930.4.039.1A	Seal ring		1

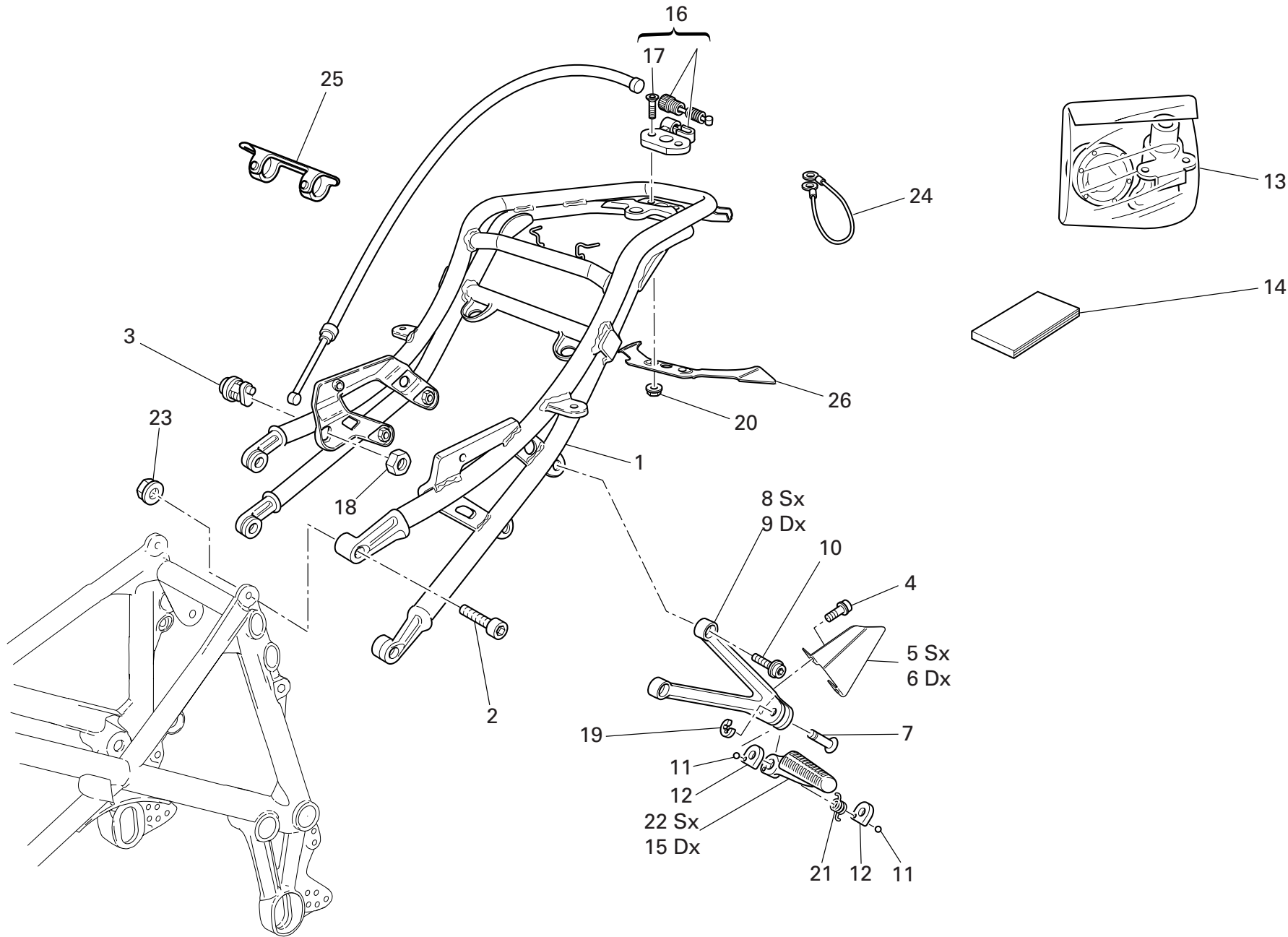
CATALOGUE No:

915.1.177.2C

ISSUED:

11 - 05

DRAWING 027 REAR FRAME (bip)-REAR FOOT RESTS



DRAWING 027 REAR FRAME (bip)-REAR FOOT RESTS

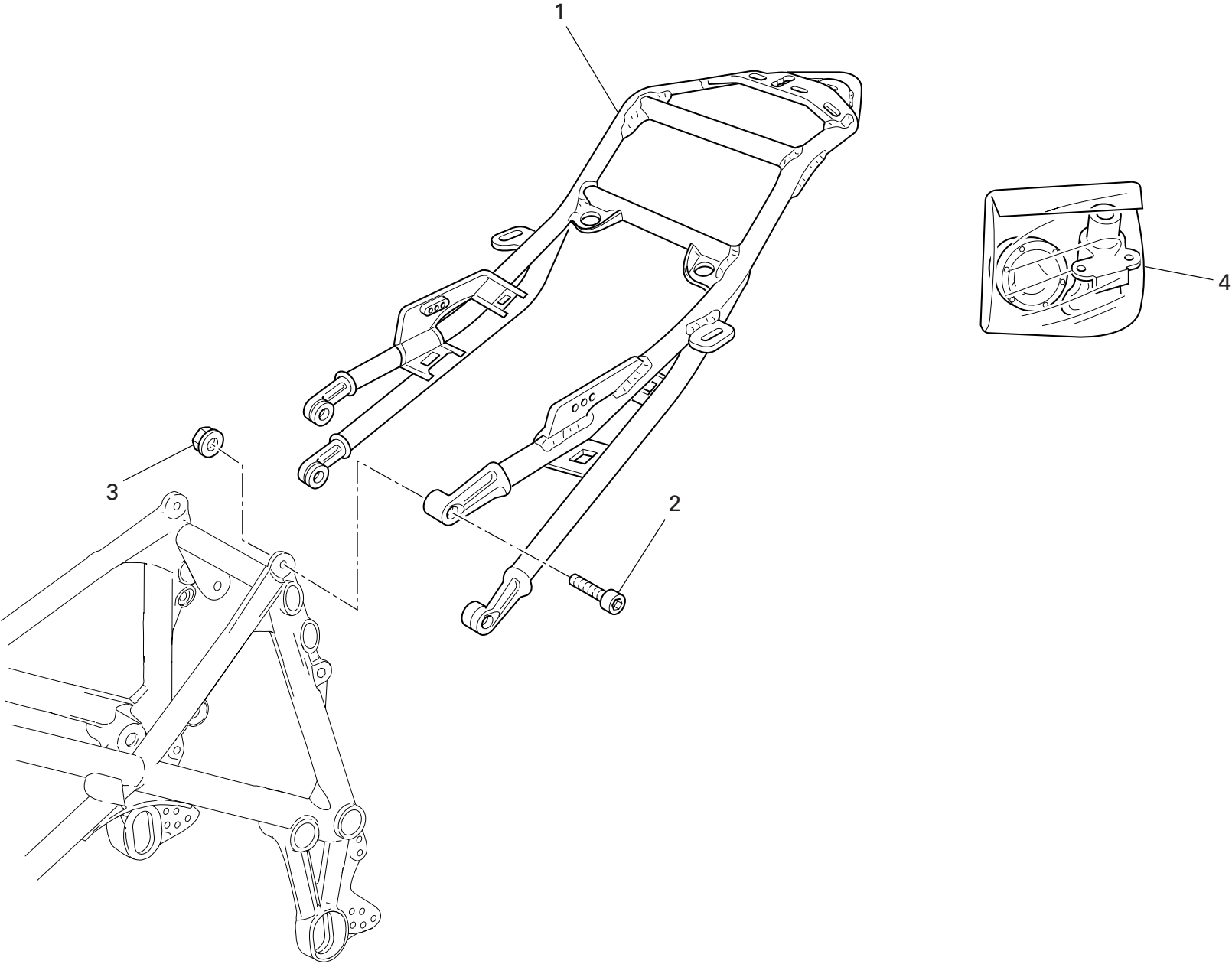
NOTES NO.	CODE NO.	DESCRIPTION	VALIDITY	Q.TY 
1	470.1.064.2A	Rear frame (bip)		1
1	470.1.064.2AB	Rear frame (bip) (BLACK)		1
2	771.5.127.8C	Screw		4
3	598.2.023.1A	Seat lock		1
4	771.5.639.8B	Screw		4
5	247.1.187.1A	L.H. protection		1
6	247.1.186.1A	R.H. protection		1
7	821.1.068.1B	Pin		2
8	824.1.082.1A	L.H. foot peg holder plate		1
9	824.1.081.1A	R.H. foot peg holder plate		1
10	771.5.723.8B	Screw		4
11	80N0.21507	Ball		4
12	827.1.115.1B	Plate		4
13	598.2.031.2C	Locks kit		1
14	913.7.079.1L	Owner's manual		1
15	465.1.010.1A	Foot peg (rear) (R.H.)		1
16	732.2.016.1A	Lock latch		1
17	777.5.039.8B	Screw		2
18	750.1.024.1A	Nut		1
19	884.5.003.1A	Ring		2
20	748.4.100.1AB	Nut		2
21	799.1.252.1A	Spring		2
22	465.1.008.1A	Foot peg (rear) (L.H.)		1
23	748.4.035.1A	Nut		4
24	732.1.004.1A	Helmet anti-theft wire		1
25	741.1.011.1A	Hose guide		2
26	460.1.210.1A	Heat guard		1

NOTES NO.	CODE NO.	DESCRIPTION	VALIDITY	Q.TY 
-----------	----------	-------------	----------	--

CATALOGUE No: 915.1.177.2C
ISSUED: 11 - 05

CATALOGUE No: 915.1.177.2C
ISSUED: 11 - 05

DRAWING 027a REAR FRAME(mon)

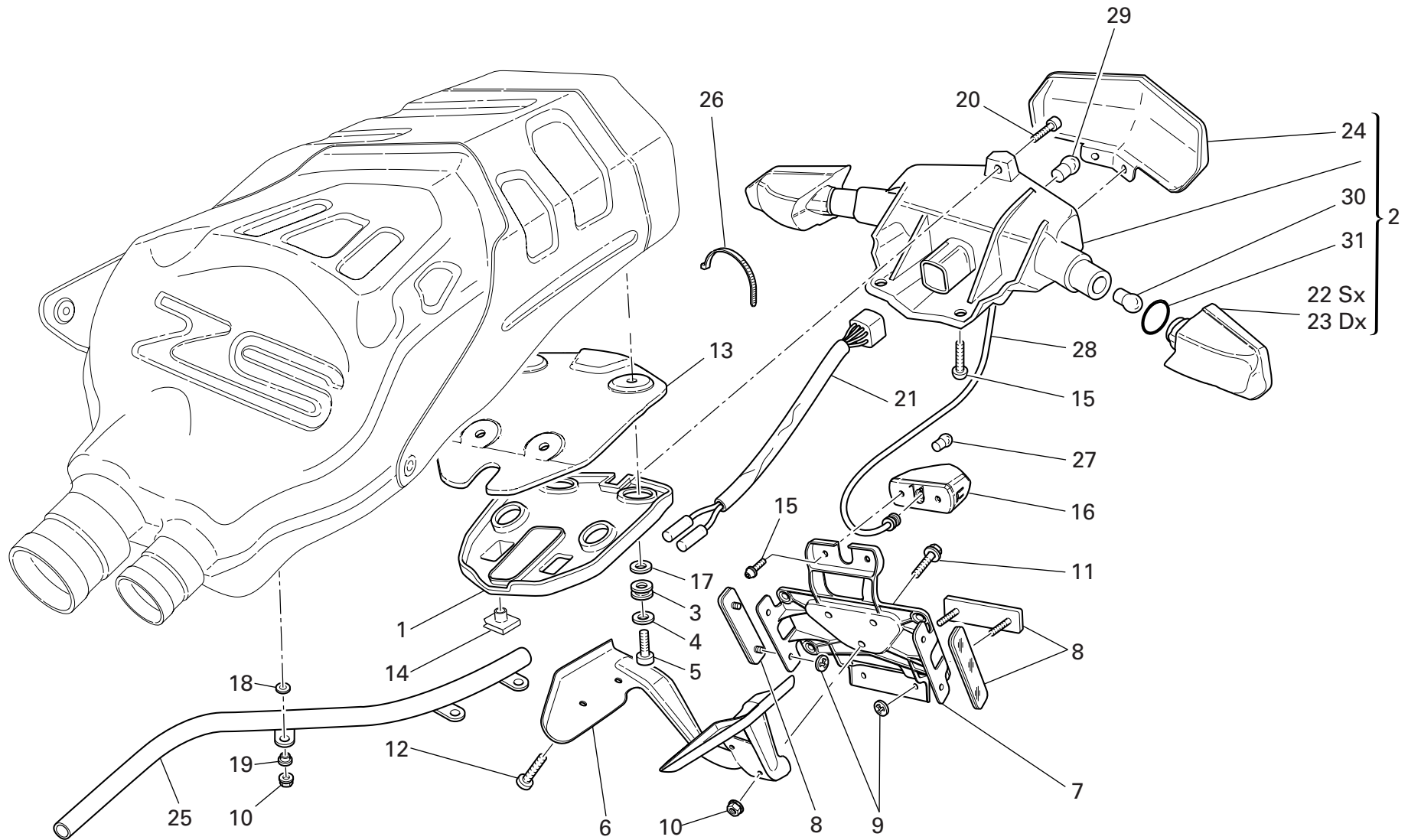


DRAWING 027a REAR FRAME(mon)

NOTES NO.	CODE NO.	DESCRIPTION	VALIDITY	Q.TY
1	471.1.009.3B	Rear frame (mon)		1
2	771.5.127.8C	Screw		4
3	748.4.035.1A	Nut		4
4	598.2.031.2D	Locks kit		1

NOTES NO.	CODE NO.	DESCRIPTION	VALIDITY	Q.TY
-----------	----------	-------------	----------	------


DRAWING 027b NUMBER PLATE HOLDER



DRAWING 027b NUMBER PLATE HOLDER

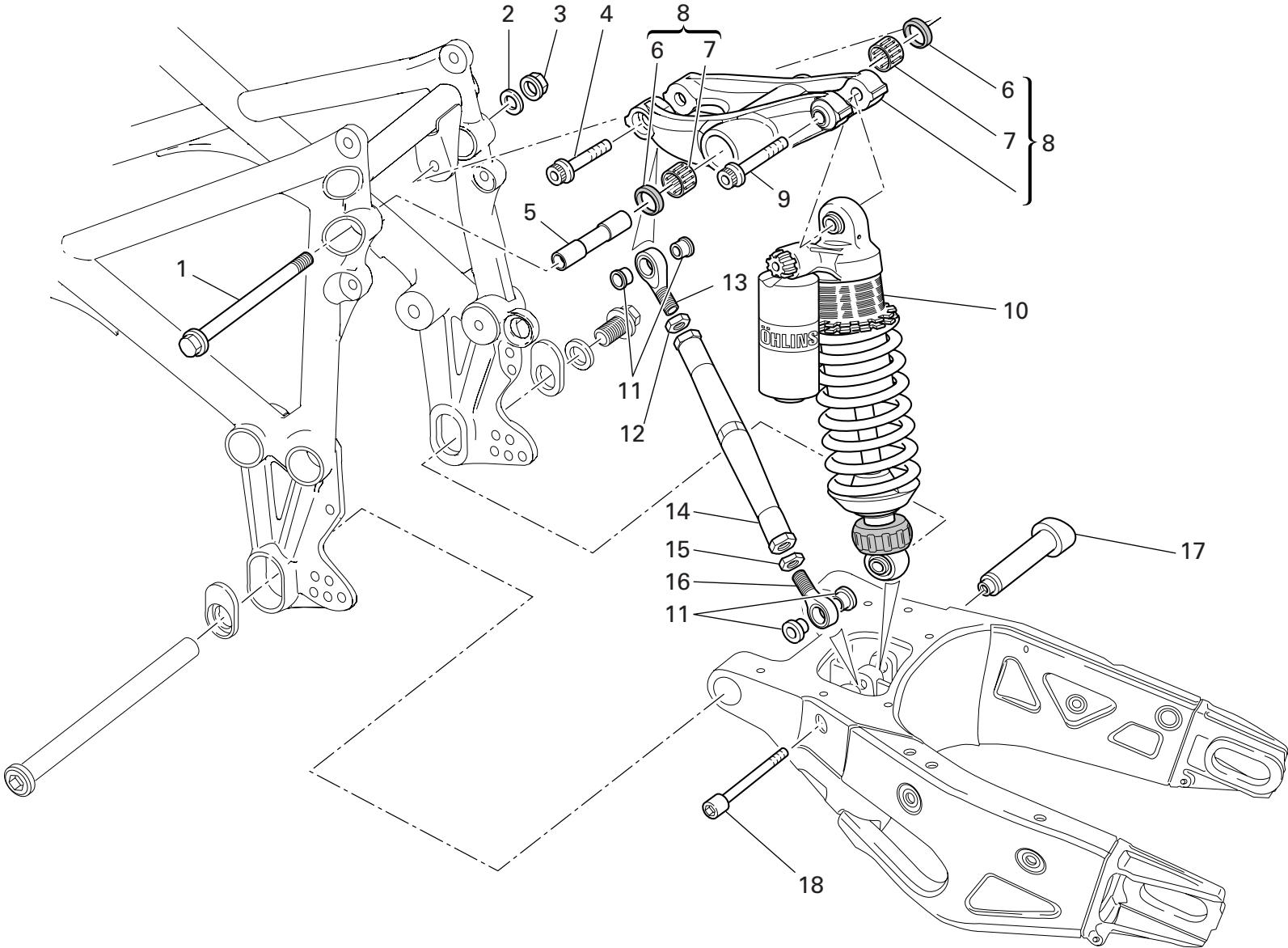
NOTES NO.	CODE NO.	DESCRIPTION	VALIDITY	Q.TY 
1	525.1.013.1A	Headlight holder		1
2	525.1.012.1A	Tail light		1
3	764.1.064.1A	Vibration damper pad		4
4	852.1.148.1B	Washer		4
5	779.1.279.1C	Screw		4
6	830.1.263.2A	Bracket		1
7	561.1.024.1A	Holder		1
8	529.1.010.1A	Reflector		3
9	850.4.052.1A	Quik fastening		6
10	748.1.036.1A	Nut		6
11	772.5.032.1A	Screw		3
12	775.1.018.1A	Screw		4
13	460.1.119.1A	Taillight heat guard		1
14	850.4.047.1A	Quik fastening		3
15	775.1.029.1A	Screw		4
16	525.1.019.1A	Number plate light		1
17	852.1.162.1A	Washer		4
18	856.1.023.1A	Washer		3
19	716.1.108.1A	Spacer		3
20	775.1.017.1A	Screw		1
21	510.1.242.1A	Wiring		1
22	531.1.002.1A	LH rear indicator body		1
23	531.1.001.1A	RH rear indicator body		1
24	525.1.014.1A	Taillight glass		1
25	877.1.090.1A	Wiring protection		1
26	0691.91.030	Hose guide		1
27	8000.36230	Bulb		1

CATALOGUE No: 915.1.177.2C
ISSUED: 11 - 05


NOTES NO.	CODE NO.	DESCRIPTION	VALIDITY	Q.TY 
28	510.1.296.1A	Plate light wiring		1
29	390.4.003.1A	Two-light bulb 12V 5/21W		1
30	8000.36726	Bulb		2
31	886.5.042.1A	O-ring		2

CATALOGUE No: 915.1.177.2C
ISSUED: 11 - 05

DRAWING 028 REAR SUSPENSION

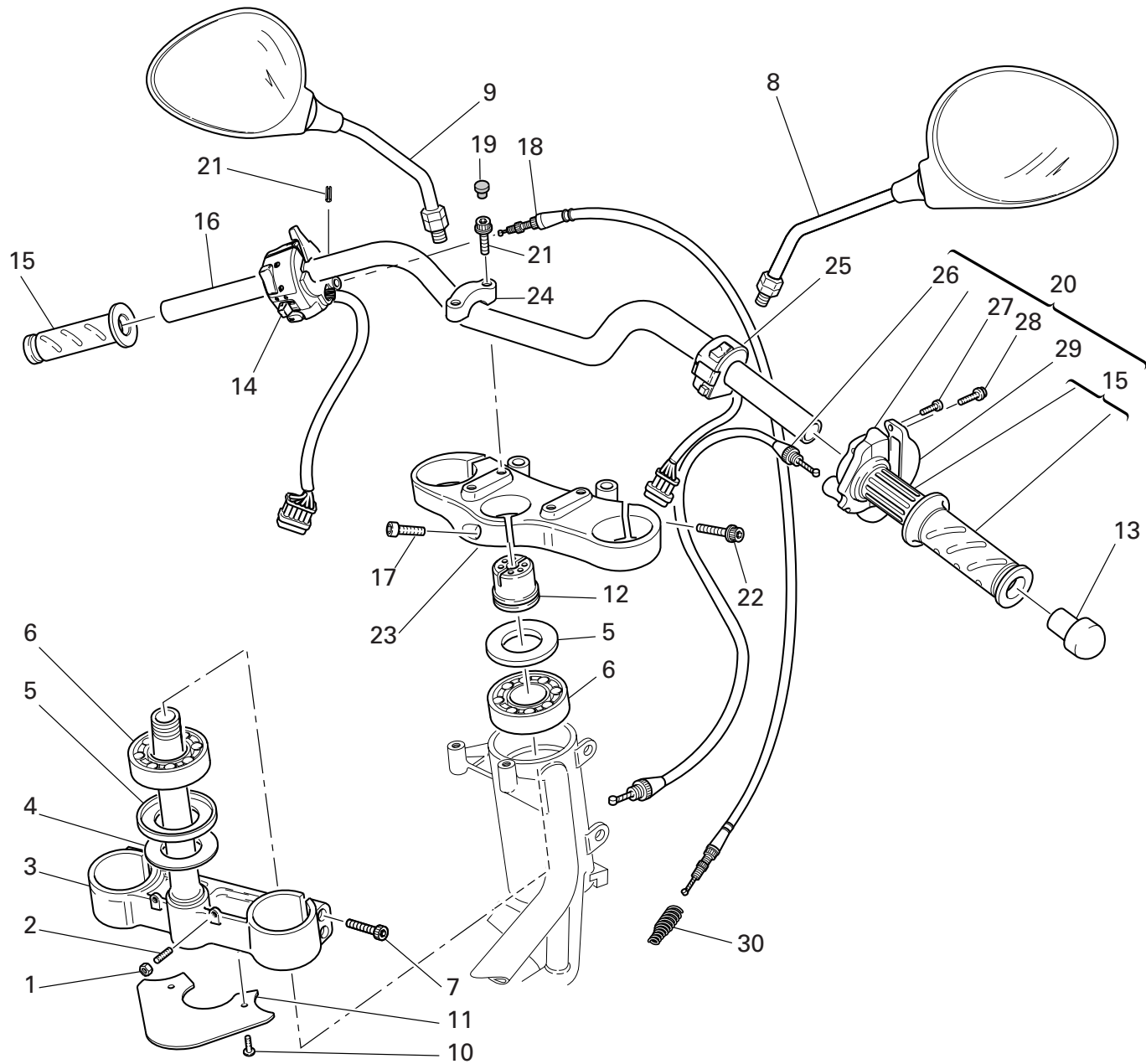


DRAWING 028 REAR SUSPENSION

NOTES NO.	CODE NO.	DESCRIPTION	VALIDITY	Q.TY 
1	771.1.031.1A	Screw		1
2	713.1.239.1A	Washer		1
3	748.4.037.1AB	Nut		1
4	771.5.937.8B	Screw		1
5	715.1.003.1A	Spacer		1
6	930.4.011.1A	Seal ring		2
7	701.4.004.1A	Needle bearing		2
8	372.2.003.2A	Rocker assembly		1
9	771.5.938.8B	Screw		1
10	365.2.051.1D	Shock absorber (monoposto)		1
10	365.2.051.1E	Shock absorber (biposto)		1
11	710.1.025.1A	Bush		4
12	750.1.021.1A	Nut		1
13	848.4.026.1A	Ball joint		1
14	875.1.073.1A	Tie rod		1
15	750.1.022.1A	Nut		1
16	848.4.027.1A	Ball joint		1
17	750.1.112.1B	Bush		1
18	771.1.016.1A	Screw		1

NOTES NO.	CODE NO.	DESCRIPTION	VALIDITY	Q.TY 
-----------	----------	-------------	----------	--


DRAWING 028a REAR FORK



DRAWING 028a REAR FORK

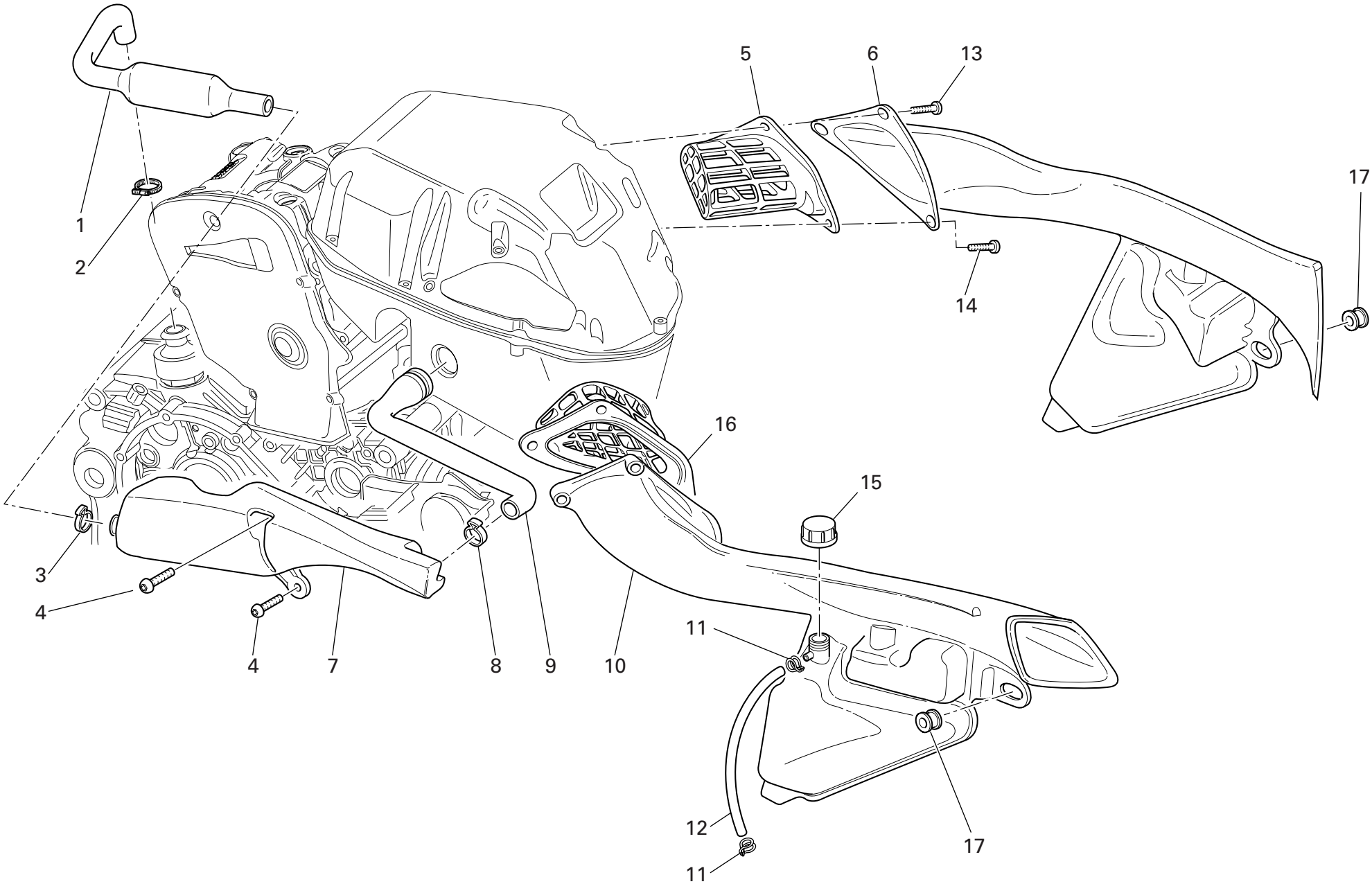
NOTES NO.	CODE NO.	DESCRIPTION	VALIDITY	Q.TY 
1	369.1.010.1A	Swingarm pivot		1
2	756.1.007.1A	Eccentric		2
3	772.1.028.1A	Screw		1
4	710.1.090.1A	Bush		2
5	930.5.012.1A	Seal ring		2
6	701.4.017.1A	Needle bearing		2
7	872.1.016.1A	Cap		1
8	872.1.042.1A	L.H. cap		1
9	712.1.029.1A	Spacer		1
10	702.5.045.1A	Bearing		2
11	713.1.187.1A	Spacer		1
12	712.1.030.1A	Spacer		1
13	370.1.044.2A	Swingarm		1
14	832.1.026.1A	Pin		1
15	447.1.056.1A	Lower chain sliding shoe		1
16	775.1.008.3A	Screw		6
17	447.1.055.1A	Upper chain sliding shoer		1
18	779.1.373.1A	Special screw		2
19	750.1.125.1A	Nut		2
20	373.1.045.1A	LH chain slider		1
21	750.1.061.1A	Nut		1
22	373.1.046.1A	RH chain slider		1
23	819.1.040.1A	Rear wheel spindle		1
24	852.1.068.1A	Washer		1
25	872.4.044.1A	Cap		2
26	779.1.372.1A	Special screw		2
27	433.1.316.1A	Chain adjustment sticker		1

CATALOGUE No: 915.1.177.2C
ISSUED: 11 - 05


NOTES NO.	CODE NO.	DESCRIPTION	VALIDITY	Q.TY 
28	446.1.012.1A	Chain guard		1
29	775.1.020.1A	Screw		3

CATALOGUE No: 915.1.177.2C
ISSUED: 11 - 05

DRAWING 029 AIR INDUCTION - OIL VENT

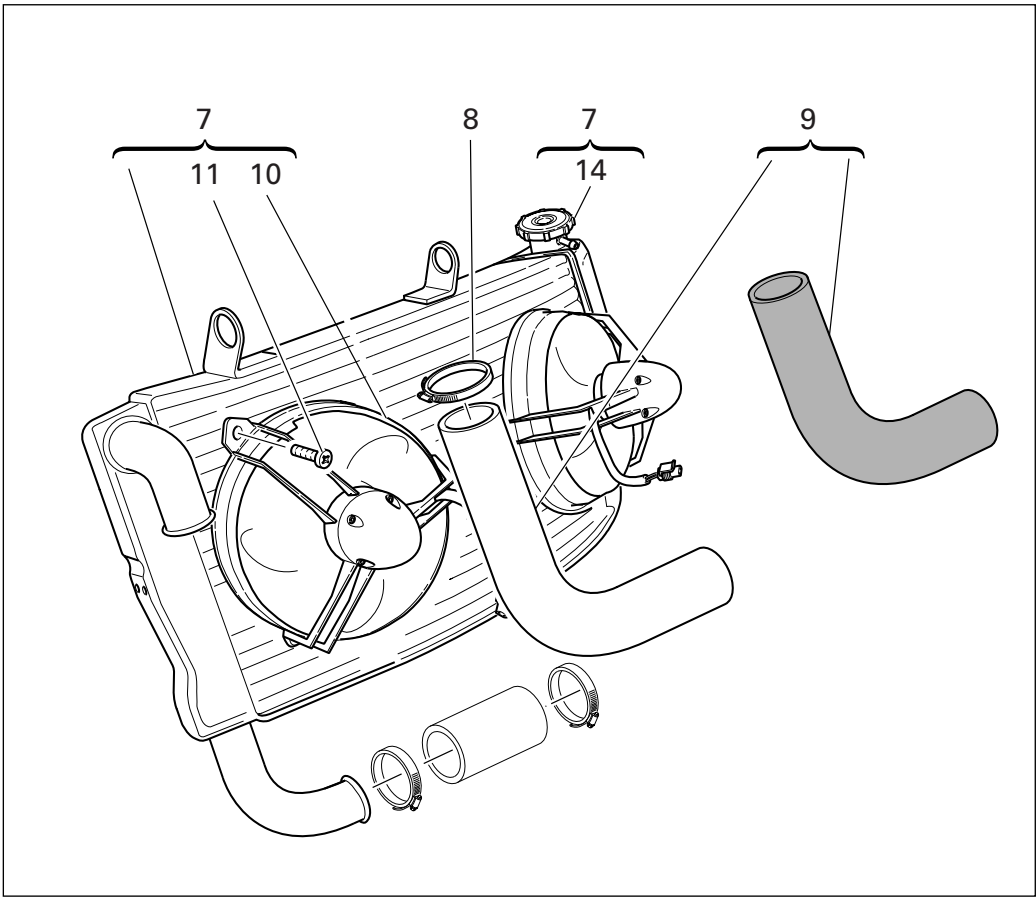
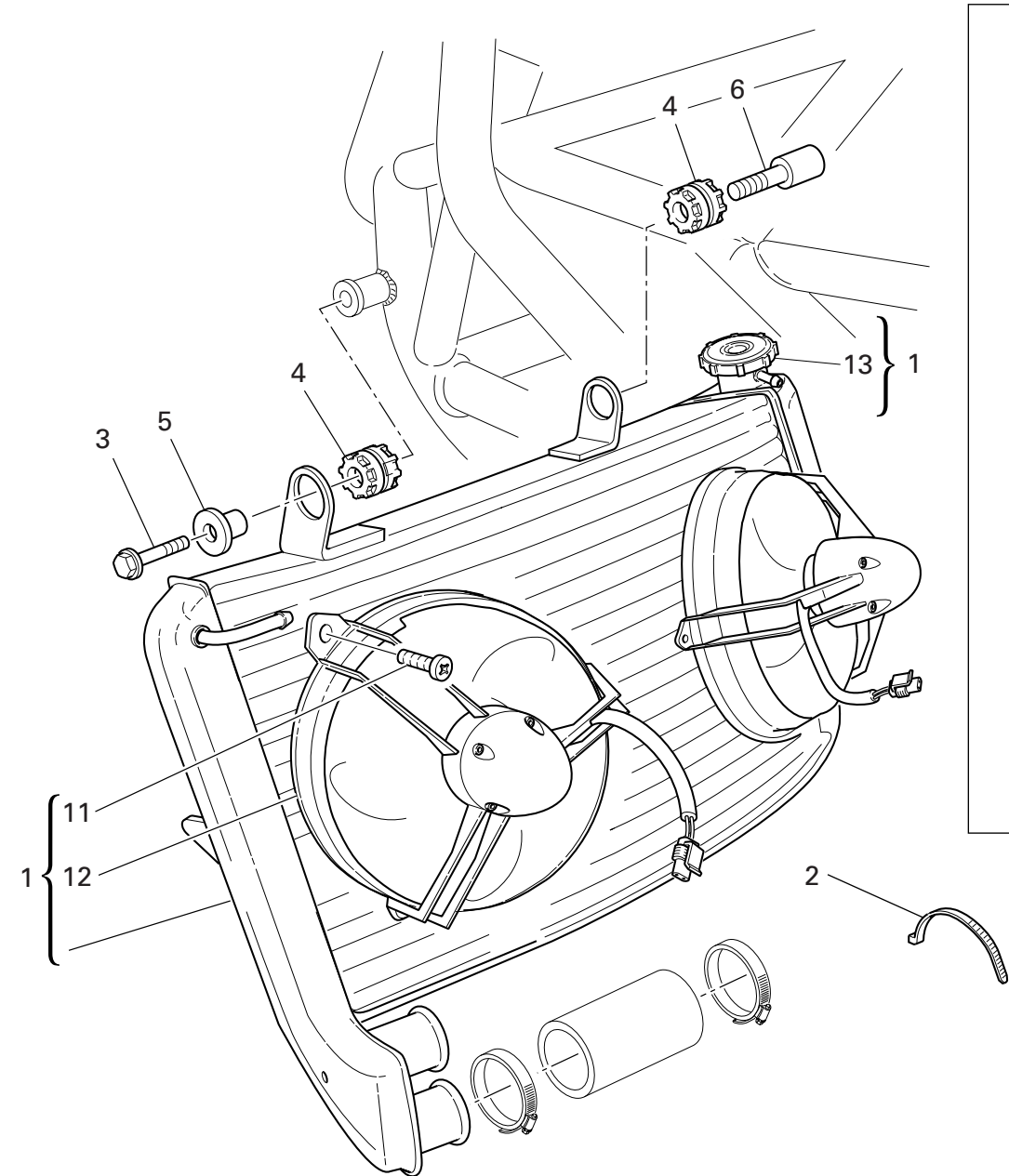


DRAWING 029 AIR INDUCTION - OIL VENT

NOTES NO.	CODE NO.	DESCRIPTION	VALIDITY	Q.TY 
1	876.2.003.1A	Tube		1
2	741.5.033.1B	Hose guide		1
3	8000.50454	Hose guide		1
4	775.1.008.3A	Screw		2
5	426.2.018.1A	LH air filter assembly		1
6	484.1.041.1A	L.H. air manifold		1
7	585.1.034.1A	Oil breather tank		1
8	8000.50450	Hose guide		1
9	876.2.004.1A	Breather pipe		1
10	484.1.042.1A	R.H. air manifold		1
11	741.1.029.1A	Spring clamp		2
12	934.1.003.2A	Tube		1
13	772.1.043.1A	Screw		4
14	772.1.042.1A	Screw		2
15	0000.40427	Tank cap		1
16	426.2.019.1A	RH air filter assembly		1
17	764.1.056.1A	Rubber pad		2

NOTES NO.	CODE NO.	DESCRIPTION	VALIDITY	Q.TY 
-----------	----------	-------------	----------	--

DRAWING 030 WATER RADIATOR ASSY

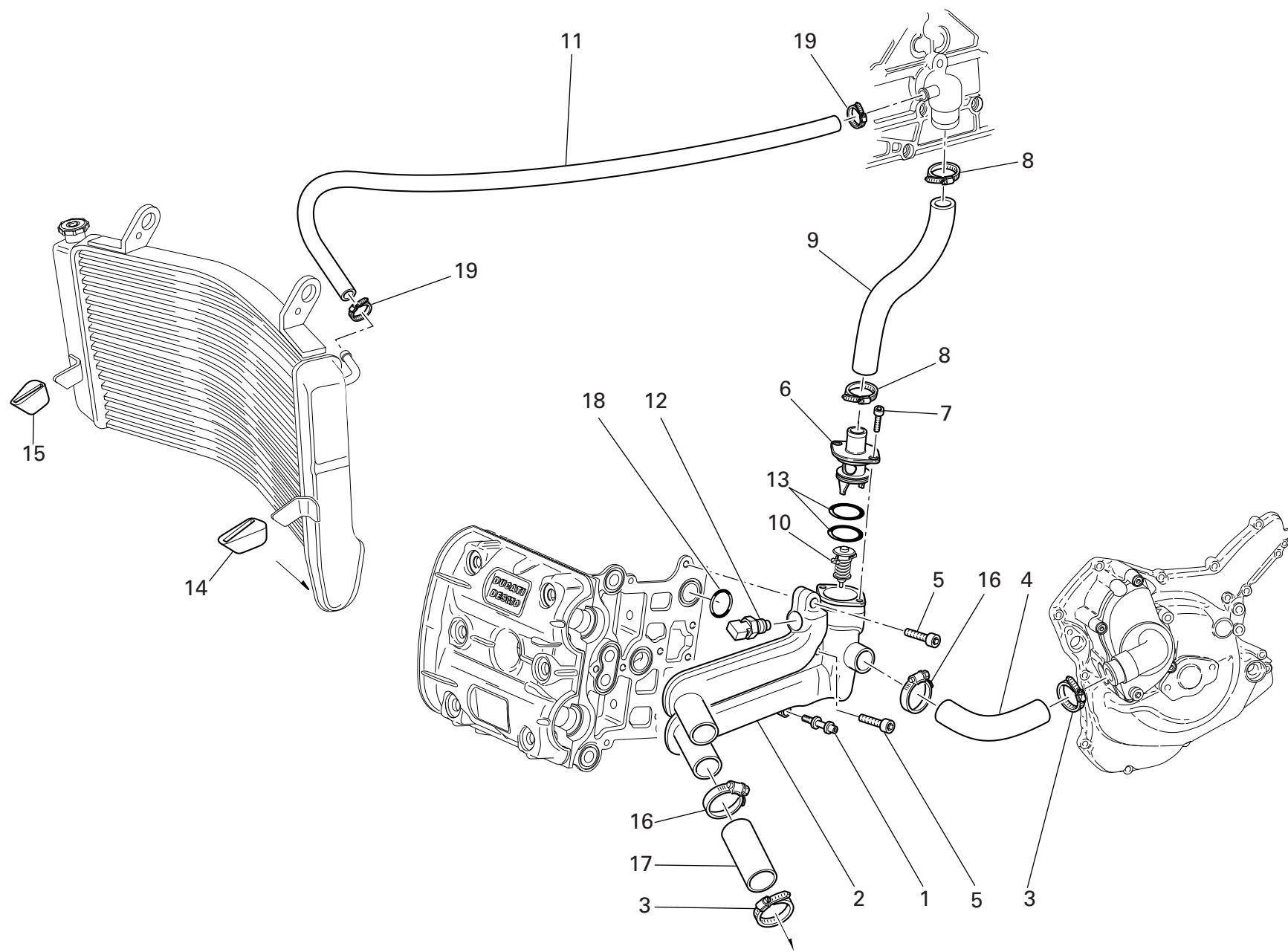


DRAWING 030 WATER RADIATOR ASSY


NOTES NO.	CODE NO.	DESCRIPTION	VALIDITY	Q.TY
1	548.4.040.1A	Water radiator		1
2	741.4.038.1A	Hose guide		2
3	772.5.033.1AB	Screw		1
4	764.1.022.1A	Vibration damper pad		2
5	713.1.304.1A	Spacer		1
6	779.1.301.1AB	Special screw		1
7	548.4.041.1A	Water radiator		1
8	741.4.025.1A	Hose guide		1
9	800.2.121.1A	Hose		1
10	550.4.012.1A	Electric fan		2
11	779.4.076.1A	Screw		6
12	550.4.013.1A	Electric fan		2
13	893.4.006.1A	Radiator cap		1
14	893.1.003.1A	Radiator cap		1

NOTES NO.	CODE NO.	DESCRIPTION	VALIDITY	Q.TY
-----------	----------	-------------	----------	------

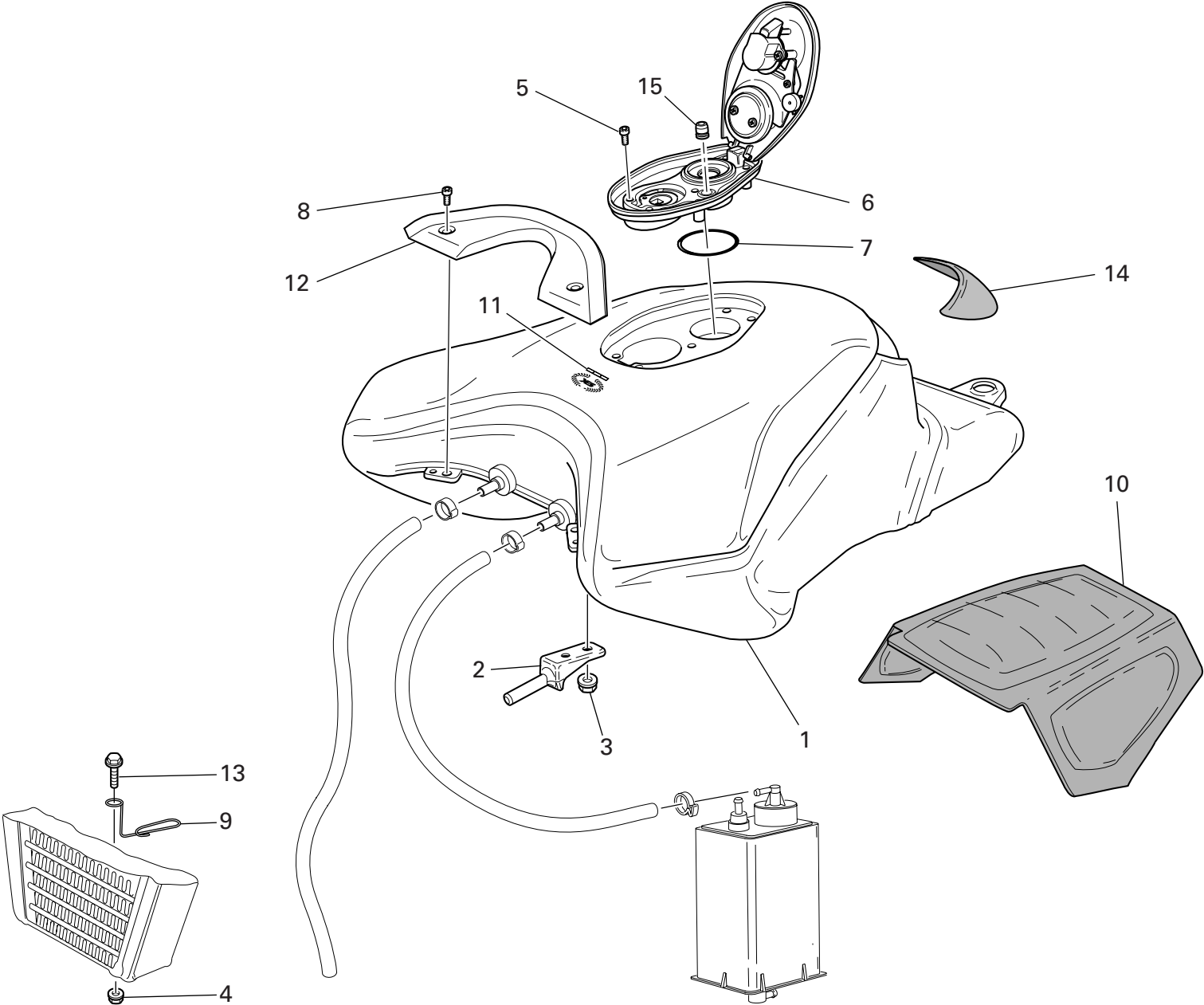
DRAWING 031 COOLING CIRCUIT




DRAWING 031 COOLING CIRCUIT

NOTES NO.	CODE NO.	DESCRIPTION	VALIDITY	Q.TY 
1	779.1.261.1A	Screw		1
2	616.1.009.2A	Distributor body		1
3	741.4.025.1A	Hose guide		2
4	800.1.112.1A	Hose		1
5	771.5.072.8B	Screw		2
6	616.1.007.2A	Cap		1
7	771.5.064.8B	Screw		2
8	741.4.002.1A	Hose guide		2
9	800.1.083.1A	Thermostat/pump hose		1
10	553.4.005.1A	Valve		1
11	934.1.004.1A	Breather pipe		1
12	552.4.013.1A	Sensor		1
13	886.4.048.1A	O-ring		2
14	764.1.041.1A	Rubber pad		1
15	764.1.045.1A	Rubber pad		1
16	741.4.101.1A	Hose guide		2
17	800.1.113.1A	Hose		2
18	93823.2087	O-ring		1
19	741.4.019.1A	Hose guide		2

NOTES NO.	CODE NO.	DESCRIPTION	VALIDITY	Q.TY 
-----------	----------	-------------	----------	--

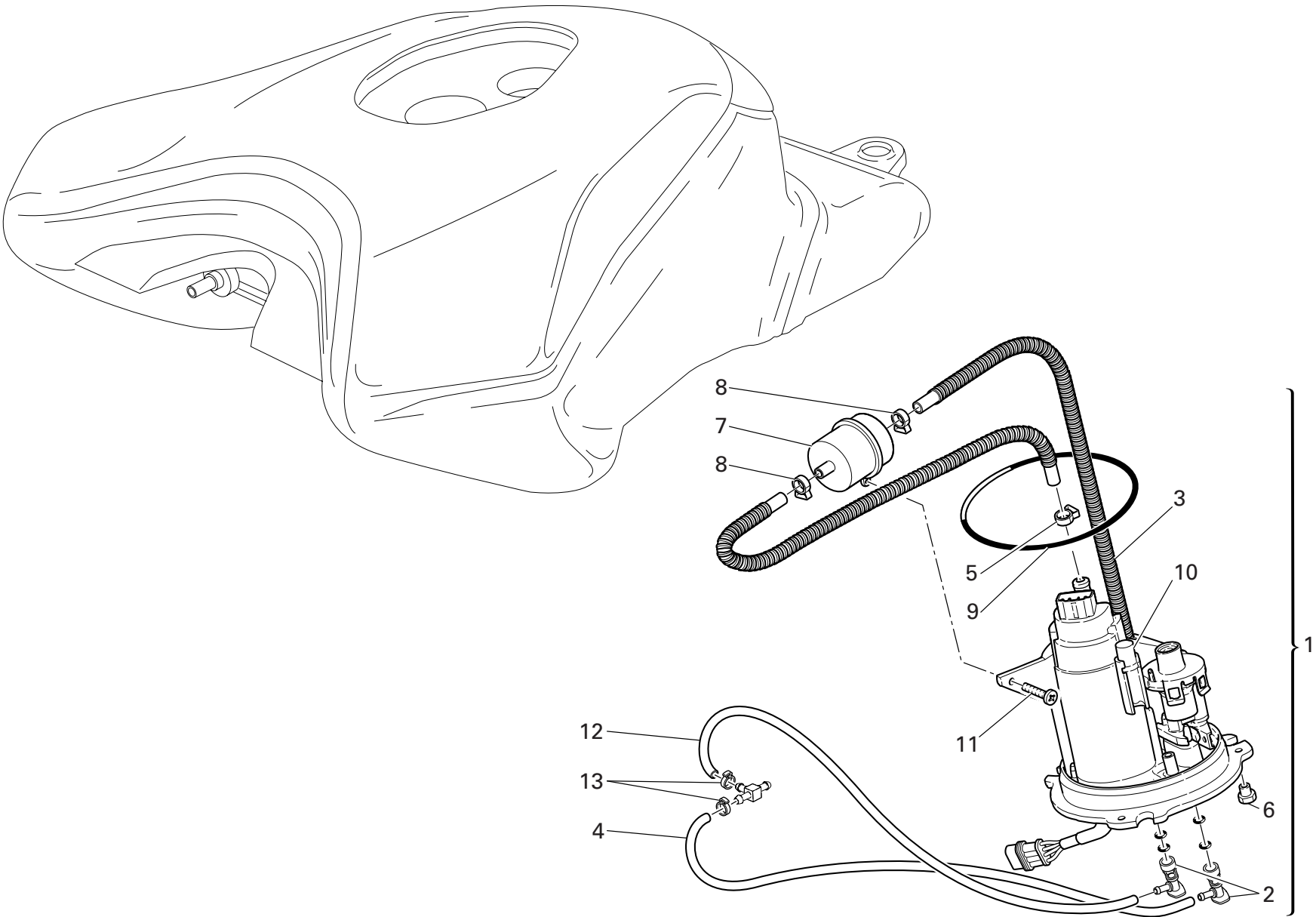


DRAWING 032 FUEL TANK


NOTES NO.	CODE NO.	DESCRIPTION	VALIDITY	Q.TY 
1	586.1.053.1AA	Fuel tank (RED)		1
1	586.1.053.1AT	Fuel tank (BLACK)		1
2	587.1.049.1A	Tank front connection		2
3	750.5.001.1A	Nut		4
4	749.4.004.1A	Nut		1
5	775.1.017.1A	Screw		5
6	895.2.003.1A	Tank cap		1
7	886.4.055.1A	O-ring		1
8	775.1.033.1A	Screw		2
9	881.1.040.1A	Ring		1
10	486.1.068.2A	Panel		1
11	438.1.357.1AB	Sticker "alloro Ducati" (for RED, BLACK)		1
12	247.1.197.1A	Cover		1
13	772.5.029.1AB	Screw		1
14	723.1.006.2A	Cap		1
15	791.1.012.1A	Gasket		1

NOTES NO.	CODE NO.	DESCRIPTION	VALIDITY	Q.TY 
-----------	----------	-------------	----------	--

DRAWING 032a FUEL SYSTEM

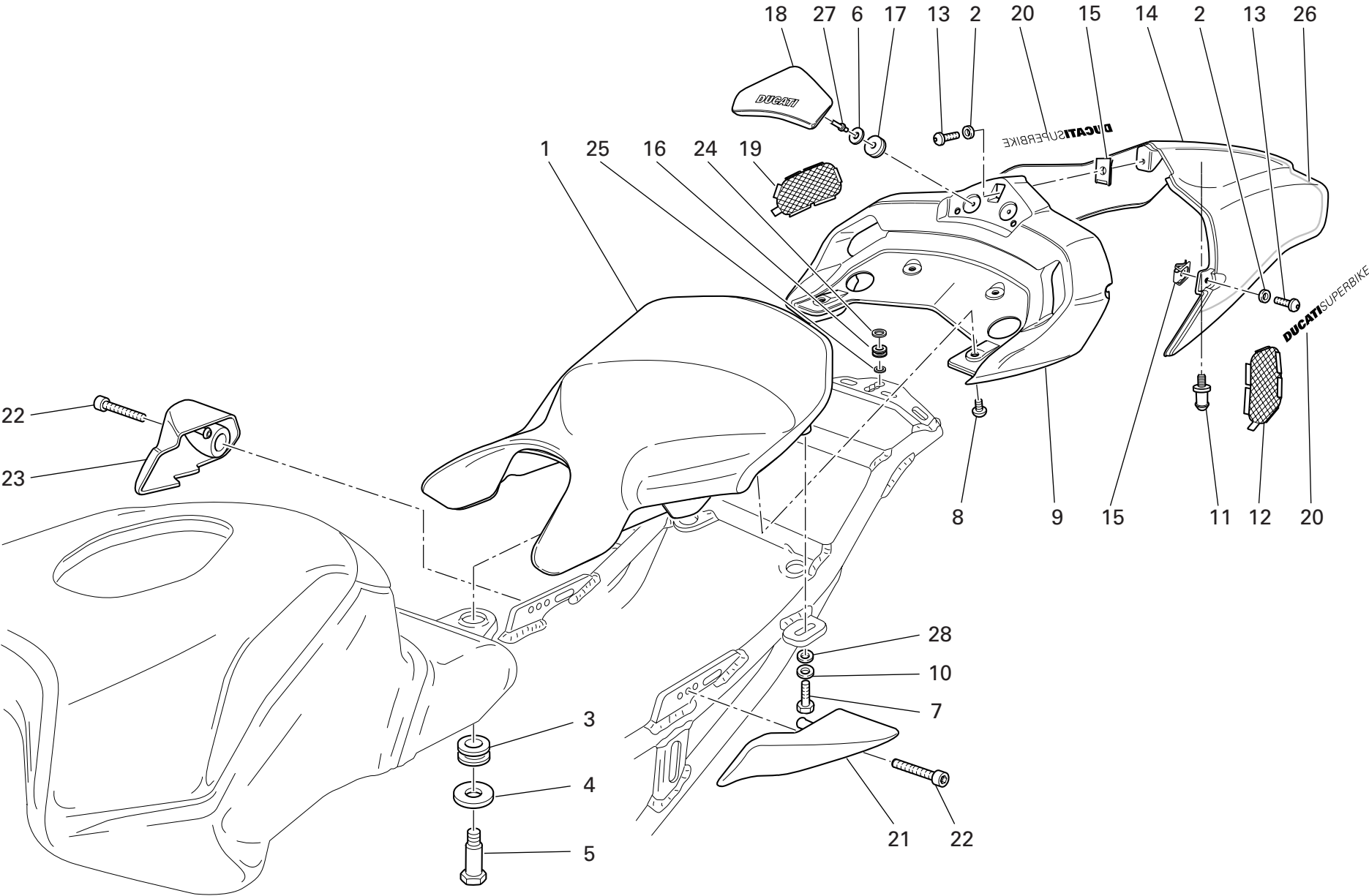


DRAWING 032a FUEL SYSTEM

NOTES NO.	CODE NO.	DESCRIPTION	VALIDITY	Q.TY 
1	160.2.362.2A	Complete flange		1
2	814.4.010.1A	Quick-coupling union		2
3	590.1.195.1A	Tube		1
4	590.1.198.1A	Fuel pipe (Delivery)		1
5	741.4.092.1A	collar		1
6	750.1.115.1A	Nut		3
7	425.4.010.1A	Filter		1
8	741.4.093.1A	collar		3
9	886.5.033.1A	O-ring		1
10	552.4.048.1A	Thermistor		1
11	774.5.006.1A	Self-tapping screw		1
12	590.1.199.1A	Fuel pipe (Return)		1
13	287.4.024.1B	Hose guide		2

NOTES NO.	CODE NO.	DESCRIPTION	VALIDITY	Q.TY 

DRAWING 033 SEAT (monoposto)



DRAWING 033 SEAT (monoposto)

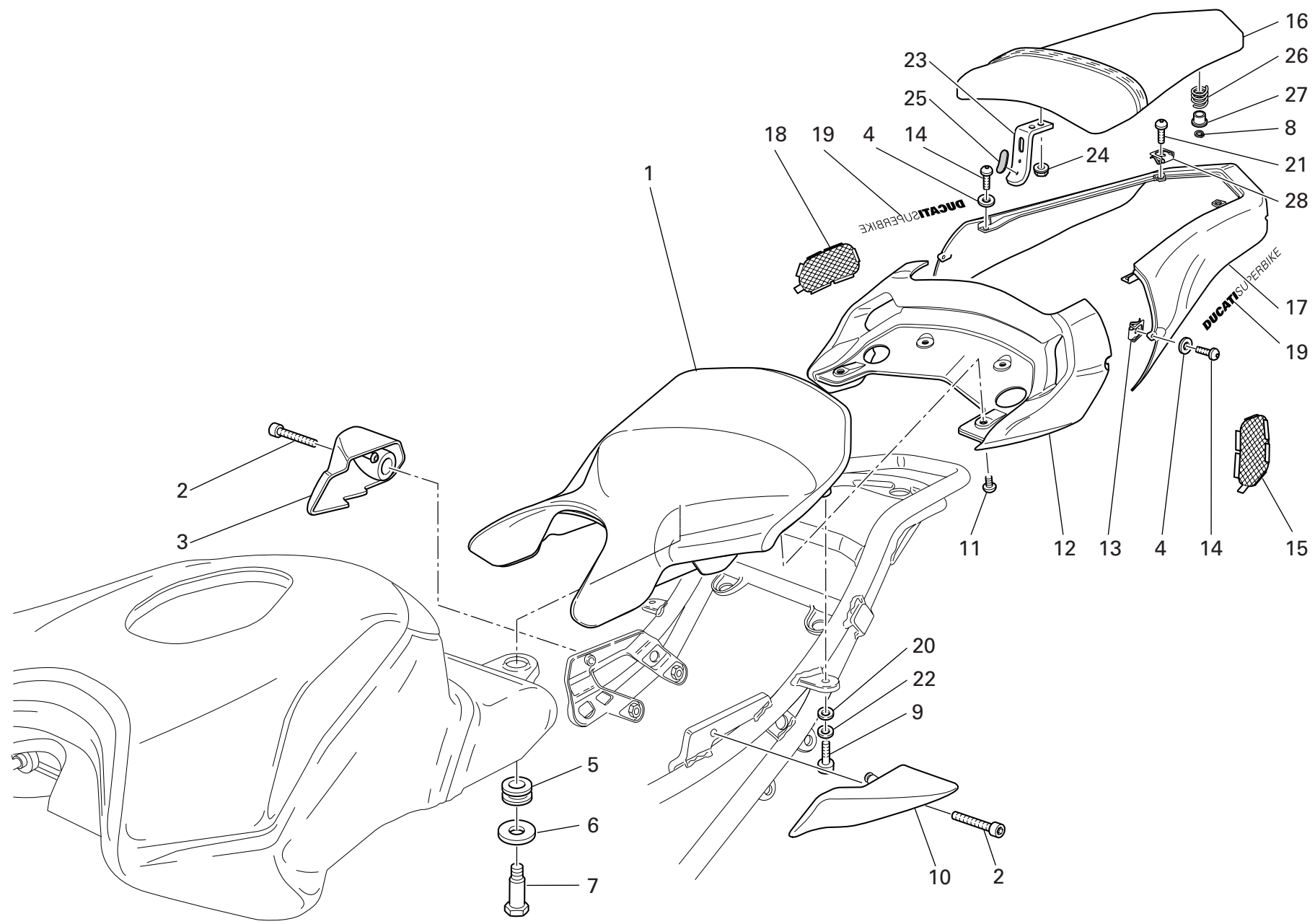
NOTES NO.	CODE NO.	DESCRIPTION	VALIDITY	Q.TY 
1	595.1.052.2A	Seat		1
2	856.4.002.1A	Washer		3
3	700.1.041.1A	Bush		1
4	856.1.087.1A	Washer		1
5	779.1.282.1A	Special screw		1
6	852.1.075.1A	Washer		2
7	771.5.067.2BB	Screw		2
8	775.1.008.3A	Screw		4
9	483.1.035.2AA	Tail section secured under the seat (RED)		1
10	852.5.009.1A	Washer		2
11	832.1.027.1B	Pin		1
12	460.1.124.1A	Net		1
13	775.1.017.1A	Screw		3
14	483.1.047.2AA	Single-seater tail guard (RED)		1
15	850.4.055.1A	Quik fastening		3
16	764.1.067.1A	Rubber pad		1
17	850.1.014.1A	Quik fastening		2
18	595.1.055.1A	Seat back		1
19	460.1.123.1A	Net		1
20	438.1.240.1A	Sticker "DUCATI SUPERBIKE"		1
21	806.1.016.1A	L.H. handle		1
22	779.1.286.2A	Screw		2
23	806.1.015.1A	R.H. handle		1
24	852.4.170.1A	Washer		1
25	852.1.166.1A	Washer		1
26	437.1.132.1AA	Sticker		2
27	736.4.012.1A	Shear rivet		2

CATALOGUE No: 915.1.177.2C
ISSUED: 11 - 05

NOTES NO.	CODE NO.	DESCRIPTION	VALIDITY	Q.TY 
28	853.5.003.1A	Washer		2

CATALOGUE No: 915.1.177.2C
ISSUED: 11 - 05

DRAWING 033a SEAT (biposto)



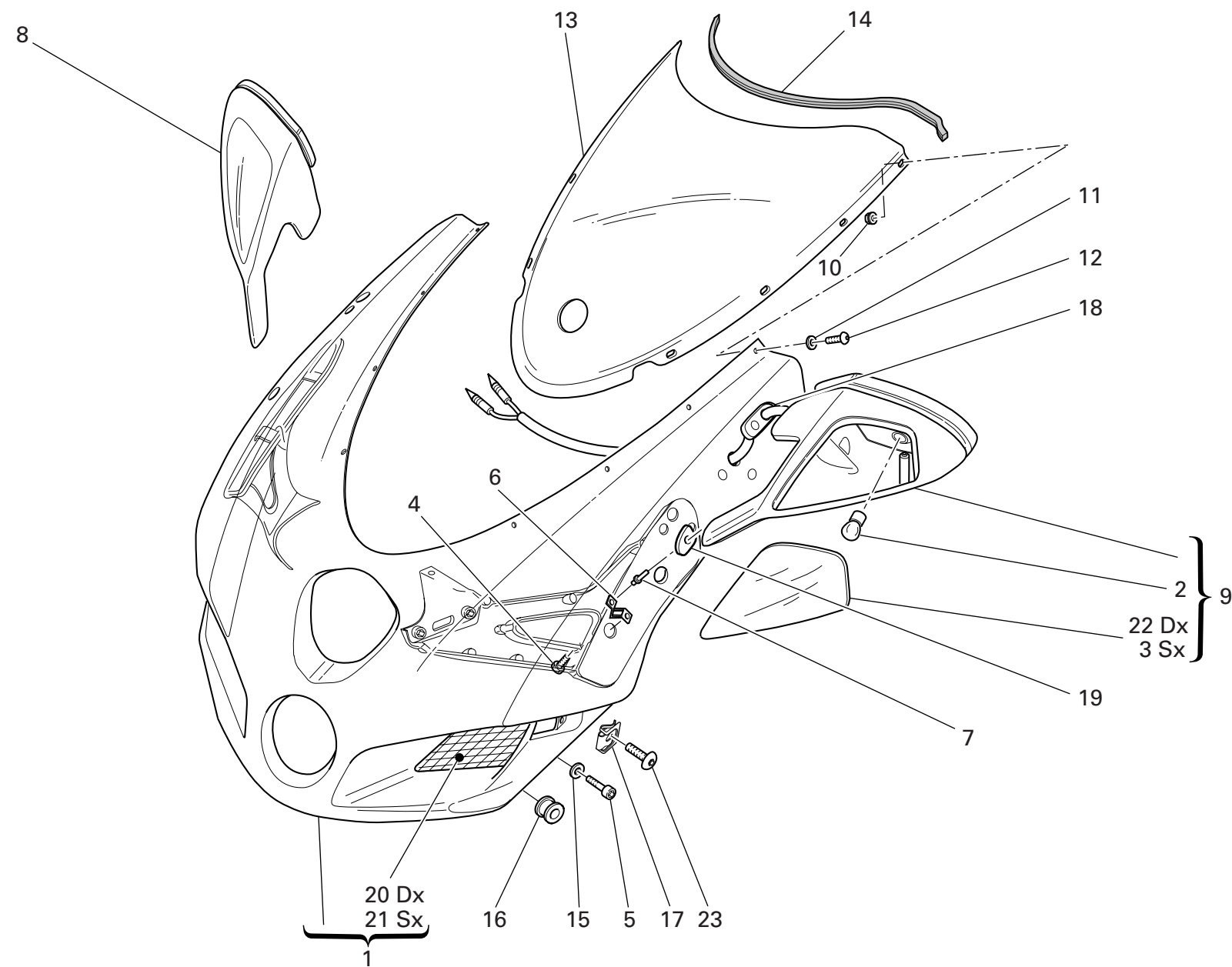
DRAWING 033a SEAT (biposto)

NOTES NO.	CODE NO.	DESCRIPTION	VALIDITY	Q.TY
1	595.1.052.2A	Seat		1
2	779.1.286.2A	Screw		2
3	806.1.015.1A	R.H. handle		1
4	856.4.002.1A	Washer		4
5	700.1.041.1A	Bush		1
6	856.1.087.1A	Washer		1
7	779.1.282.1A	Special screw		1
8	884.4.025.1A	Circlip		1
9	771.5.067.2BB	Screw		2
10	806.1.016.1A	L.H. handle		1
11	775.1.008.3A	Screw		4
12	483.1.036.2AA	Tail section secured under the seat (RED)		1
12	483.1.036.2AT	Tail section secured under the seat (BLACK)		1
13	850.4.055.1A	Quik fastening		4
14	775.1.017.1A	Screw		4
15	460.1.124.1A	Net		1
16	595.1.056.2AC	Pillion rider seat (BLACK)		1
17	483.1.038.3AA	Rear fairing (RED)		1
17	483.1.038.3AT	Rear fairing (BLACK)		1
18	460.1.123.1A	Net		1
19	438.1.240.1A	Sticker "DUCATI SUPERBIKE" (RED, BLACK)		2
20	852.5.009.1A	Washer		2
21	775.1.029.1A	Screw		2
22	853.5.003.1A	Washer		2
23	760.1.025.1A	Hook		2
24	749.4.004.1A	Nut		4


CATALOGUE No: 915.1.177.2C
ISSUED: 11 - 05

NOTES NO.	CODE NO.	DESCRIPTION	VALIDITY	Q.TY
25	764.1.054.1A	Rubber pad		2
26	799.1.175.1A	Spring		1
27	841.1.037.1A	Retainer		1
28	850.4.047.1A	Quik fastening		2

CATALOGUE No: 915.1.177.2C
ISSUED: 11 - 05

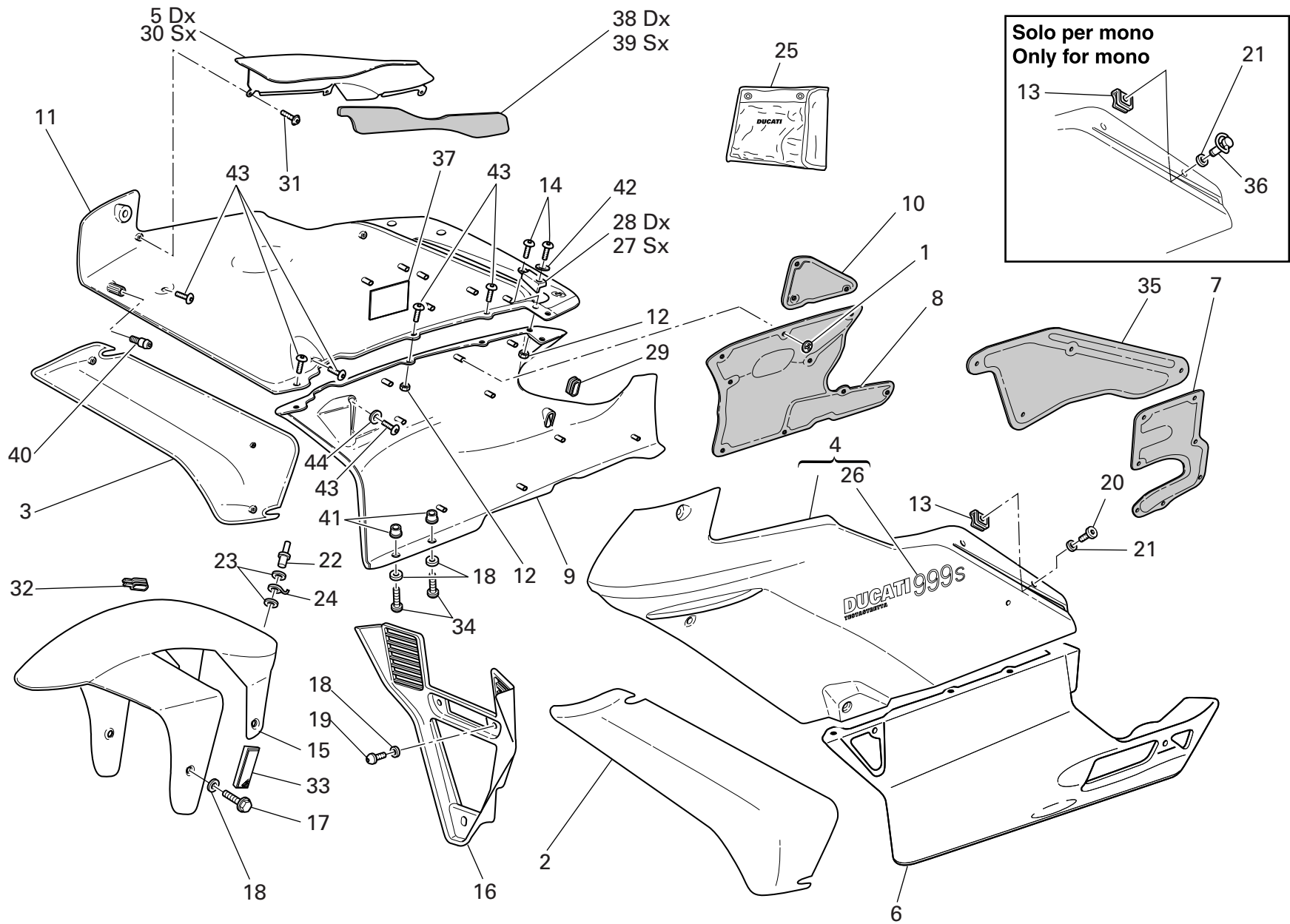


DRAWING 034 HEADLIGHT FAIRING


NOTES NO.	CODE NO.	DESCRIPTION	VALIDITY	Q.TY
				
1	481.1.025.1CA	Headlight fairing (RED)		1
1	481.1.025.1CT	Headlight fairing (BLACK)		1
1	481.3.025.1C	Headlight fairing (unpainted)		1
2	390.4.018.1A	Bulb 10W		2
3	532.4.009.1A	Cup		1
4	779.1.283.1A	Screw		2
5	772.1.041.1A	Screw		2
6	799.1.228.1A	Spring		4
7	736.4.012.1A	Shear rivet		8
8	523.2.009.1AA	R.H. rear-view mirror (RED)		1
8	523.2.009.1AT	R.H. rear-view mirror (BLACK)		1
9	523.2.010.1AA	L.H. rear-view mirror (RED)		1
9	523.2.010.1AT	L.H. rear-view mirror (BLACK)		1
10	750.1.028.1A	Nut		8
11	852.1.024.1A	Nylon washer		8
12	775.1.007.1AB	Special screw		8
13	487.2.028.1C	Windshield		1
14	764.1.060.1A	Windscreen protection rubber		1
15	852.1.156.1A	Spring washer		2
16	764.1.084.1A	Vibration damper pad		2
17	850.4.081.1A	Quik fastening		2
18	764.1.078.1A	Rearview mirror rear rubber		2
19	764.1.077.1A	Rearview mirror front rubber		2
20	460.3.102.1A	R.H. protection		1
21	460.3.103.1A	L.H. protection		1
22	532.4.008.1A	Cup		1
23	779.1.433.1A	Screw		2

NOTES NO.	CODE NO.	DESCRIPTION	VALIDITY	Q.TY
				


DRAWING 034a FAIRING



DRAWING 034a FAIRING

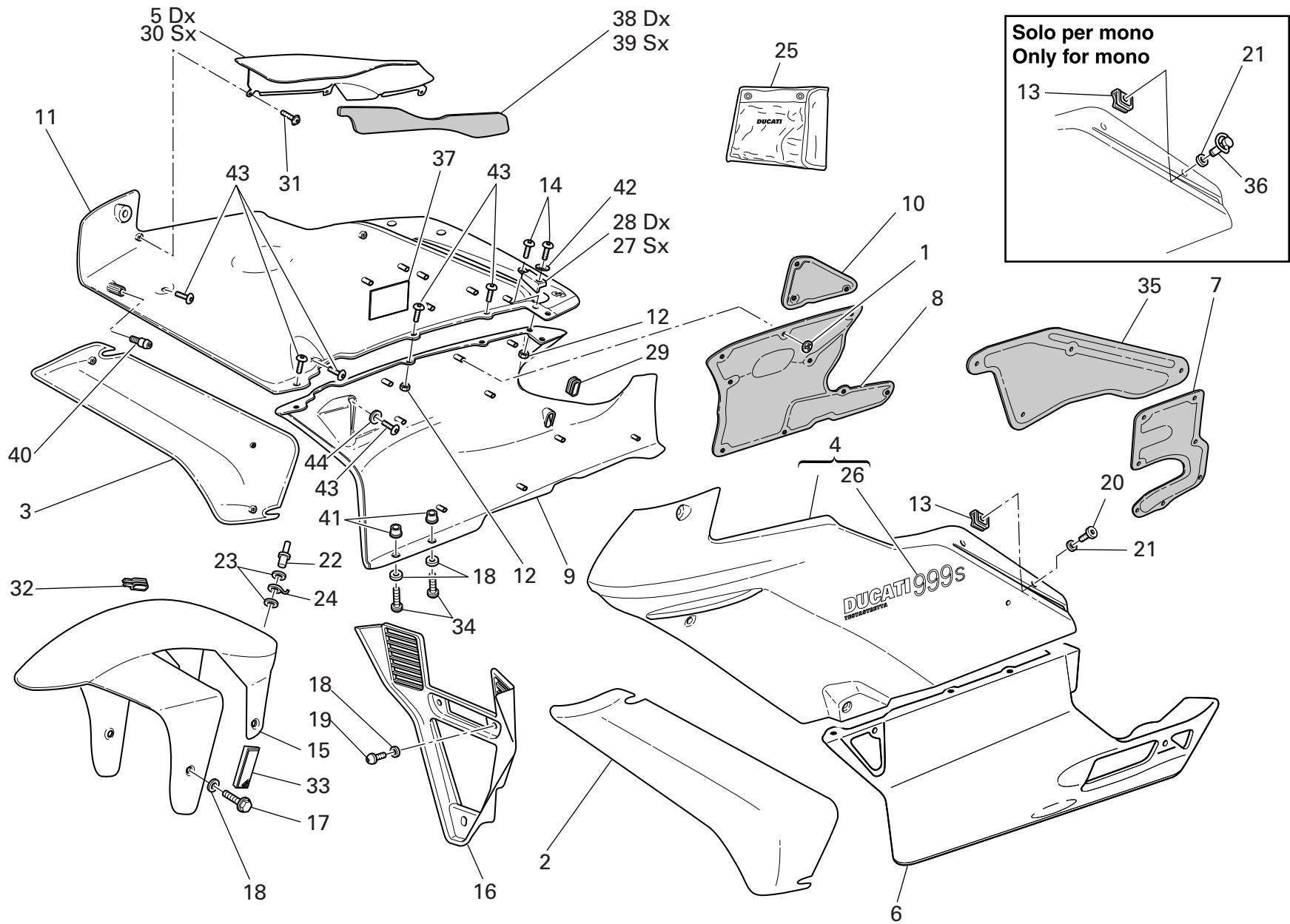
NOTES NO.	CODE NO.	DESCRIPTION	VALIDITY	Q.TY 
1	850.4.044.1A	Quik fastening		24
2	480.1.153.1CA	L.H. Air deflector (RED)		1
2	480.1.153.1CT	L.H. Air deflector (BLACK)		1
2	480.3.153.1C	L.H. Air deflector (not painted)		1
3	480.1.150.1CA	R.H. air deflector (RED)		1
3	480.1.150.1CT	R.H. air deflector (BLACK)		1
3	480.3.150.1C	R.H. air deflector (not painted)		1
4	480.1.180.1CA	L.H. upper half-fairing (RED)		1
4	480.1.180.1CT	L.H. upper half-fairing (BLACK)		1
4	480.3.182.1C	L.H. upper half-fairing (unpainted)		1
5	247.2.195.2A	R.H. protection		1
6	480.1.155.1CA	L.H. lower half-fairing (RED)		1
6	480.1.155.1CT	L.H. lower half-fairing (BLACK)		1
6	480.3.155.1C	L.H. lower half-fairing (unpainted)		1
7	486.1.064.2A	L.H. side panel		1
8	486.1.063.2A	R.H. side panel		1
9	480.1.152.1CA	R.H. lower half-fairing (RED)		1
9	480.1.152.1CT	R.H. lower half-fairing (BLACK)		1
9	480.3.152.1C	R.H. lower half-fairing (unpainted)		1
10	486.1.069.2A	R.H. side panel		1
11	480.1.179.1CA	R.H. upper half-fairing (RED)		1
11	480.1.179.1CT	R.H. upper half-fairing (BLACK)		1
11	480.3.181.1C	R.H. upper half-fairing (unpainted)		1
12	729905FN1	El-stop nut		10
13	850.4.049.1A	Quik fastening		4
14	779.1.290.1A	Screw		4
15	564.1.042.1CA	Front mudguard (RED)		1

CATALOGUE No: 915.1.177.2C
ISSUED: 11 - 05


NOTES NO.	CODE NO.	DESCRIPTION	VALIDITY	Q.TY 
15	564.1.042.1CT	Front mudguard (BLACK)		1
15	564.3.042.1C	Front mudguard (unpainted)		1
16	484.1.044.1CA	Air manifold (RED)		1
16	484.1.044.1CT	Air manifold (BLACK)		1
16	484.3.044.1C	Air manifold (unpainted)		1
17	772.1.061.1A	Screw		4
18	856.1.042.1A	Nylon washer		9
19	775.1.020.1A	Screw		3
20	850.4.050.1A	Pin		4
21	850.4.051.1A	Seal ring		4
22	736.4.013.1B	Shear rivet		1
23	852.1.075.1A	Washer		2
24	850.1.003.1A	Clip		1
25	697.2.015.1A	Tool bag		1
26	438.1.361.1AA	Sticker "DUCATI 999s" (RED, BLACK)		2
27	827.1.281.1A	L.H. plate		1
28	827.1.280.1A	R.H. plate		1
29	764.1.055.1A	Rubber pad		1
30	247.2.196.2A	L.H. protection		1
31	772.5.034.1A	Screw		6
32	764.1.061.1A	Seal		1
33	529.1.008.1AB	Cat's eye (AMBER)		2
34	775.1.021.1A	Screw		2
35	486.1.062.2A	L.H. side panel		1
36	850.4.058.1A	Pin		4
37	926.1.003.1A	Velcro		1
38	486.1.065.1A	R.H. side panel		1

CATALOGUE No: 915.1.177.2C
ISSUED: 11 - 05

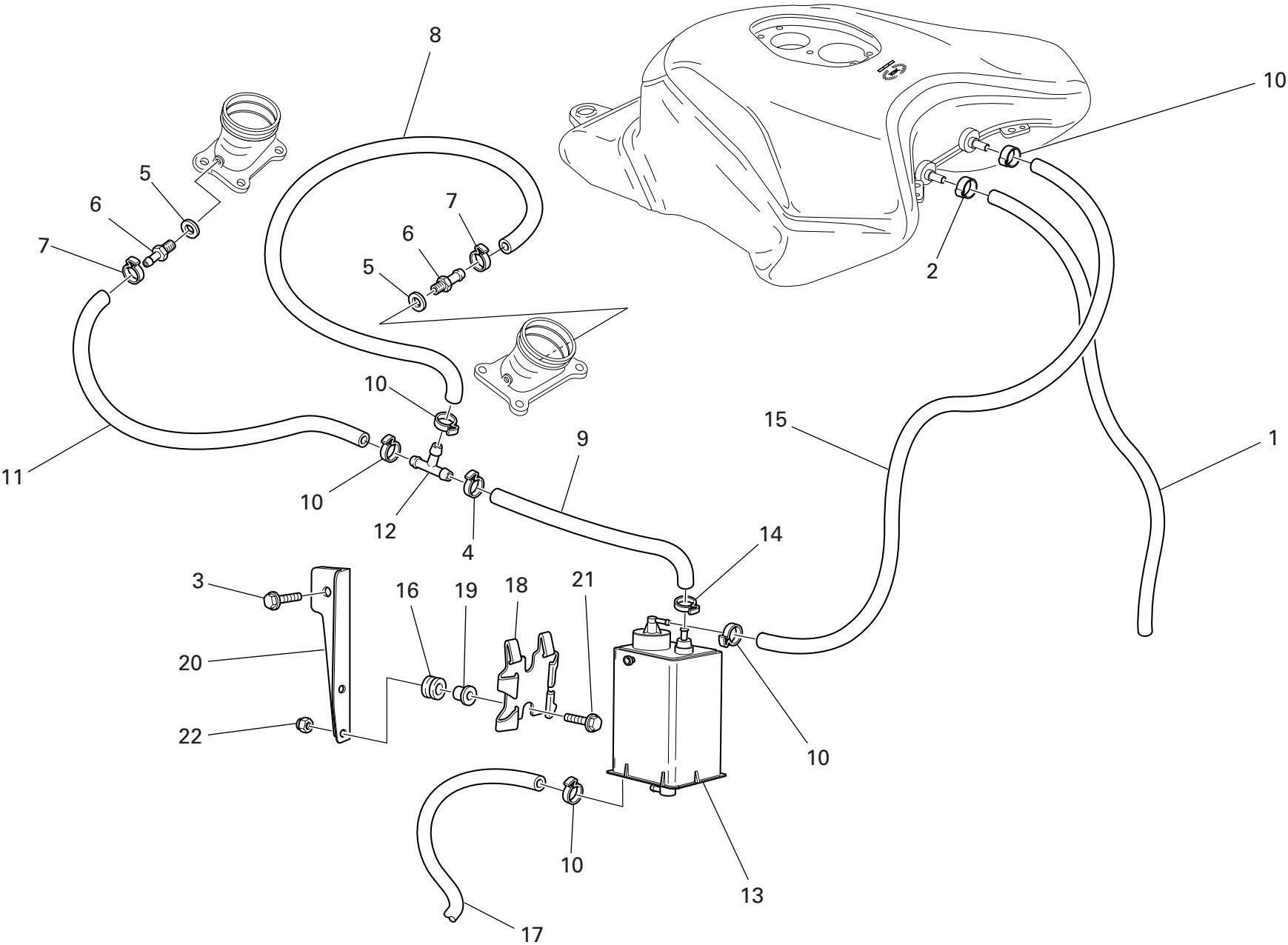
DRAWING 034a FAIRING




DRAWING 034a FAIRING

NOTES NO.	CODE NO.	DESCRIPTION	VALIDITY	Q.TY	
39	486.1.066.1A	L.H. side panel		1	
40	832.1.030.1A	Pin		2	
41	0364.99.020	Bush		2	
42	852.4.009.1A	Washer		2	
43	775.1.017.1A	Screw		12	
44	852.4.013.1A	Washer		6	

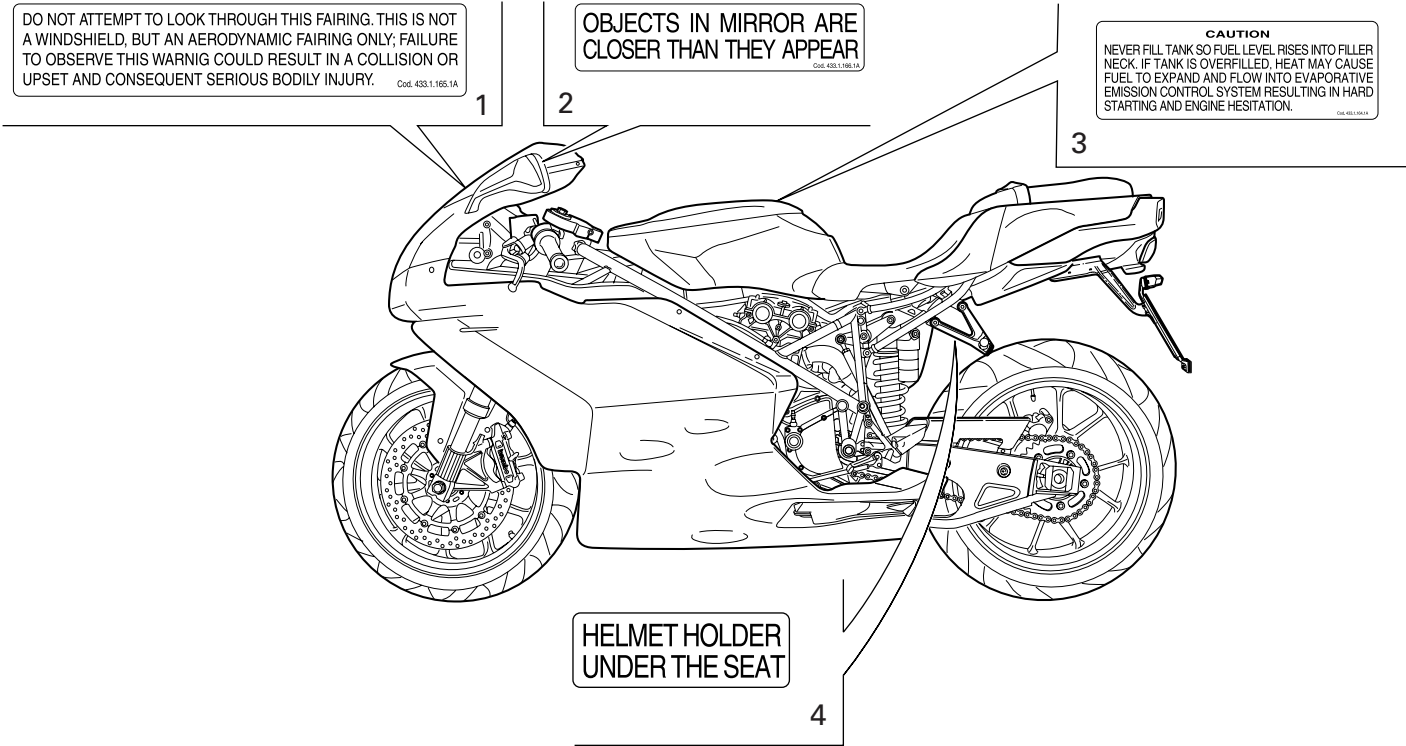
NOTES NO.	CODE NO.	DESCRIPTION	VALIDITY	Q.TY	
-----------	----------	-------------	----------	------	---



DRAWING 035 FUEL INFEED

NOTES NO.	CODE NO.	DESCRIPTION	VALIDITY	Q.TY 
1	590.1.233.1A	Breather pipe		1
2	741.4.065.1A	Hose guide		1
3	772.5.032.1A	Screw		1
4	741.4.059.1A	Hose guide		1
5	420.2.000.7A	Gasket		2
6	814.1.111.1B	Union		2
7	741.4.013.1B	Hose guide		2
8	590.1.192.1A	Tube		1
9	590.1.213.1A	Tube		1
10	741.4.063.1A	Hose guide		5
11	590.1.111.1A	Fuel pipe		2
12	0361.98.850	Shunt valve		1
13	426.1.007.1B	CANISTER filter		1
14	741.4.058.1A	Hose guide		1
15	590.1.106.1A	Tube		1
16	764.1.029.1A	Rubber pad		2
17	0770.83.135	Tube		1
18	827.1.157.1A	Plate		1
19	716.1.043.1A	Spacer		2
20	830.1.281.1A	Bracket		1
21	772.5.031.1AB	Screw		2
22	749.4.004.1A	Nut		2

NOTES NO.	CODE NO.	DESCRIPTION	VALIDITY	Q.TY 
-----------	----------	-------------	----------	--



DRAWING

036

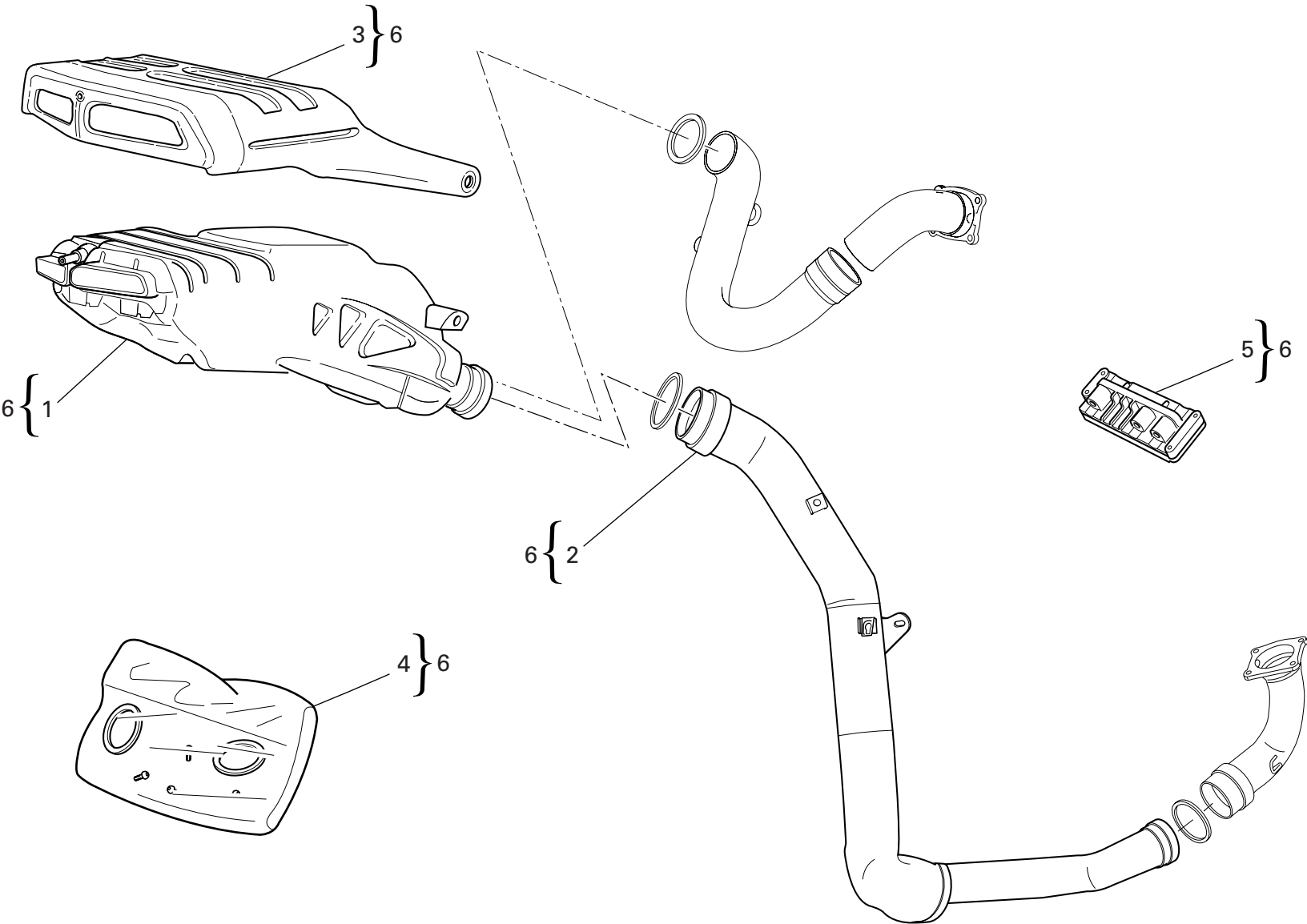
MARKING PLATES

NOTES NO.	CODE NO.	DESCRIPTION	VALIDITY	Q.TY
1	433.1.165.1A	Sticker		1
2	433.1.166.1A	Label		2
3	433.1.164.1A	Sticker		1
4	433.1.170.1A	Sticker		1

NOTES NO.	CODE NO.	DESCRIPTION	VALIDITY	Q.TY
-----------	----------	-------------	----------	------

DRAWING 037

ACCESSORY



DRAWING 037 ACCESSORY

NOTES NO.	CODE NO.	DESCRIPTION	VALIDITY	Q.TY
1	961.1.240.3B	Exhaust silencer		1
2	961.1.270.1C	Horizontal head exhaust pipe (Termignoni)		1
3	969.5.950.3B	Silencer thermal protection (CARBON)		1
4	966.1.440.3B	Small parts kit		1
5	286.4.115.1G	Injection control unit (Kit 102Db)		1
6	699.2.274.1B	Exhaust 102Db kit		1

NOTES NO.	CODE NO.	DESCRIPTION	VALIDITY	Q.TY
-----------	----------	-------------	----------	------

CODE No.	Drwg.	POS. N.	CODE No.	Drwg.	POS. N.	CODE No.	Drwg.	POS. N.	CODE No.	Drwg.	POS. N.	CODE No.	Drwg.	POS. N.
0000.01199	022	30	0660.13.165	002	25	117.2.034.1B	022	27	172.1.003.1C	003	8	209.1.014.6A	013	4
0000.01199	025	43	0660.16.145	004	21	120.2.083.4A	007	10	172.1.004.1C	003	5	210.1.027.1A	013	14
0000.33552	023	2	0660.50.020	012	8	121.1.078.1B	007	3	172.1.005.1C	003	9	211.1.031.1A	013	5
0000.40427	029	15	0665.49.680	005a	1	121.1.079.1A	007	2	172.1.006.1B	003	18	225.2.114.1B	010	1
0000.61078	025	26	0670.16.145	003	7	121.2.031.1A	007	4	172.1.007.1B	003	24	240.1.025.1A	009	19
0011.52.010	010	23	0670.16.150	003	3	122.2.064.2A	007	1	172.1.008.1C	003	22	242.2.054.3A	011	13
0011.52.010	011	21	0670.16.155	003	19	135.2.006.1A	017	3	172.1.009.1C	003	21	243.1.025.1AD	005	1
0124.40.060	008	15	0670.16.163	003	11	140.1.019.1A	014	10	172.1.010.1C	003	20	243.2.038.4A	005a	6
0170.91.730	021	33	0670.16.164	003	11	146.2.124.1A	006	1	172.1.011.1C	003	23	245.1.060.1A	008	3
0251.47.050	003	1	0670.16.165	003	15	147.1.014.1A	008	10	173.1.012.3A	012	20	245.1.061.1A	008	1
0251.47.054	003	1	0670.16.170	003	26	148.2.078.2B	015	15	174.1.025.2A	009	12	245.1.062.1A	008	2
0272.91.090	002	8	0670.16.171	003	26	148.2.079.2B	015	20	174.2.025.6A	009	1	246.1.073.1A	017	2
0361.98.850	035	12	0670.16.184	003	15	148.2.080.1B	015	14	176.1.001.1A	012	6	246.1.076.1A	021	11
0364.99.020	034a	41	0670.16.185	003	15	148.2.081.1B	015	18	176.1.009.1A	012	10	247.1.002.1BC	011	23
0370.49.250	010	22	0670.49.310	009	26	149.1.032.3A	003	25	180.1.001.1A	002	11	247.1.083.1A	011	2
0400.09.050	002	21	0691.91.030	027b	26	150.2.006.1B	003	2	180.1.002.1A	002	12	247.1.120.1A	007	8
0400.17.030	004	26	0755.29.025	006	10	150.2.047.2A	003	27	180.1.008.1A	002	24	247.1.155.2A	007	9
0400.17.030	010	13	0755.29.025	008	12	150.2.053.2A	003	28	182.2.018.1A	002	18	247.1.161.1A	014a	2
0400.29.125	002	34	0759.49.280	009	15	156.2.019.1A	006	5	184.1.005.1A	025	20	247.1.163.1A	014a	1
0400.29.126	002	34	0765.92.205	002	21	160.1.057.1A	012	13	187.1.002.1A	024	17	247.1.186.1A	027	6
0400.49.240	005	13	0770.83.135	035	17	160.1.092.2A	026	20	190.2.011.1A	004	8	247.1.187.1A	027	5
0400.49.240	011	14	0799.13.110	002	27	160.1.094.1A	015	21	194.2.015.1A	004	12	247.1.188.1A	019	22
0619.50.065	012	17	0803.77.010	026	15	160.2.362.2A	032a	1	195.4.003.1A	004	22	247.1.191.1A	022	8
0659.16.555	004	1	112.1.012.1AA	006	8	162.1.001.1B	004	7	196.1.001.2B	004	10	247.1.192.1A	022	11
0660.13.060	002	19	112.1.012.1AB	006	8	170.2.032.1A	004	17	198.1.029.1A	004	13	247.1.197.1A	032	12
0660.13.070	002	13	117.1.044.1A	025	18	171.2.067.1A	008	13	208.1.009.6A	013	3	247.1.205.1A	018	3
0660.13.143	002	9	117.2.006.1A	004	29	172.1.002.1B	003	10	209.1.013.6A	013	16	247.1.211.1A	014	2
CATALOGUE No: ISSUED:	915.1.177.2C 11 - 05						CATALOGUE No: ISSUED:	915.1.177.2C 11 - 05						

CODE No.	Drwg.	POS. N.	CODE No.	Drwg.	POS. N.	CODE No.	Drwg.	POS. N.	CODE No.	Drwg.	POS. N.	CODE No.	Drwg.	POS. N.
247.1.212.1A	014	1	304.1.033.1AB	013	10	389.4.013.1A	020a	10	438.1.357.1AB	032	11	460.1.159.1A	019	30
247.1.261.1A	015	6	304.1.033.1AC	013	10	389.4.014.1A	018a	5	438.1.361.1AA	034a	26	460.1.210.1A	027	26
247.2.166.2A	011	31	340.2.241.1B	021a	2	390.4.003.1A	027b	29	442.1.073.1A	017	6	460.3.102.1A	034	20
247.2.195.2A	034a	5	340.2.242.1B	021a	1	390.4.009.1A	020	30	444.4.003.4A	009	20	460.3.103.1A	034	21
247.2.196.2A	034a	30	341.1.035.1A	021	21	390.4.017.1A	020	31	446.1.012.1A	028a	28	462.4.037.6A	018	7
251.2.008.1A	011	29	341.1.036.1A	021	29	390.4.018.1A	034	2	447.1.055.1A	028a	17	462.9.012.8A	020	10
254.4.001.2A	005	4	342.2.033.1A	021	1	395.4.013.1C	018	4	447.1.056.1A	028a	15	463.2.050.5A	014	5
255.1.010.2B	008	18	343.2.005.1A	021	4	397.4.002.1A	018	20	449.1.045.1A	003	12	463.2.050.5A	014a	4
255.1.019.2A	015	22	349.1.096.1A	021a	3	406.1.015.1F	020	22	451.1.017.1A	008	23	463.2.053.7A	004	15
264.4.017.1A	011	1	349.2.010.1A	021a	4	417.6.011.3A	005a	7	451.1.018.2A	008	6	464.1.005.1A	022	12
270.4.005.1A	012	1	360.1.043.1A	021	19	417.9.020.5A	024	21	451.1.042.1A	008	29	464.1.006.1A	022	5
276.1.038.1A	012	16	360.1.044.1A	021	31	417.9.050.6A	018	2	451.1.043.1A	008	7	465.1.008.1A	027	22
282.4.054.1A	017	5	361.1.002.1A	021	15	418.4.052.7A	015	11	451.1.044.1A	008	24	465.1.010.1A	027	15
286.4.084.1P	018	15	364.1.003.1A	021	26	420.2.000.7A	035	5	455.1.010.1A	025	11	470.1.064.2A	027	1
286.4.115.1G	037	5	365.2.051.1D	028	10	420.2.001.0A	002	5	455.2.003.1A	002	4	470.1.064.2AB	027	1
287.4.024.1B	032a	13	365.2.051.1E	028	10	425.4.010.1A	032a	7	456.1.006.2A	022	20	470.1.177.3AA	022	1
301.2.109.3A	015	1	369.1.010.1A	028a	1	426.1.007.1B	035	13	456.2.033.1A	022	19	470.1.177.3AB	022	1
303.1.024.1AB	013	12	370.1.044.2A	028a	13	426.2.018.1A	029	5	457.2.013.1A	025	6	470.1.177.3AF	022	1
303.1.024.1AC	013	12	372.2.003.2A	028	8	426.2.019.1A	029	16	460.1.112.1A	019	15	471.1.009.3B	027a	1
303.1.024.1AD	013	12	373.1.045.1A	028a	20	433.1.164.1A	036	3	460.1.116.1B	019	11	480.1.150.1CA	034a	3
303.1.025.1AB	013	7	373.1.046.1A	028a	22	433.1.165.1A	036	1	460.1.119.1A	027b	13	480.1.150.1CT	034a	3
303.1.025.1AC	013	7	380.1.014.2A	018a	3	433.1.166.1A	036	2	460.1.120.2A	020	7	480.1.152.1CA	034a	9
303.1.025.1AD	013	7	389.4.006.1A	018a	8	433.1.170.1A	036	4	460.1.123.1A	033	19	480.1.152.1CT	034a	9
304.1.031.1A	013	13	389.4.006.1A	020a	10	433.1.316.1A	028a	27	460.1.123.1A	033a	18	480.1.153.1CA	034a	2
304.1.031.1AB	013	13	389.4.007.1A	020a	10	437.1.132.1AA	033	26	460.1.124.1A	033	12	480.1.153.1CT	034a	2
304.1.031.1AC	013	13	389.4.008.1A	020a	10	438.1.240.1A	033	20	460.1.124.1A	033a	15	480.1.155.1CA	034a	6
304.1.033.1A	013	10	389.4.013.1A	018a	8	438.1.240.1A	033a	19	460.1.125.2A	018	18	480.1.155.1CT	034a	6
CATALOGUE No: ISSUED:			915.1.177.2C 11 - 05			CATALOGUE No: ISSUED:			915.1.177.2C 11 - 05					

CODE No.	Drwg.	POS. N.	CODE No.	Drwg.	POS. N.	CODE No.	Drwg.	POS. N.	CODE No.	Drwg.	POS. N.	CODE No.	Drwg.	POS. N.
480.1.179.1CA	034a	11	486.1.065.1A	034a	38	518.4.004.1C	021	37	541.4.007.1A	020a	9	571.1.072.2B	019	9
480.1.179.1CT	034a	11	486.1.066.1A	034a	39	520.4.022.1C	020	15	548.4.040.1A	030	1	571.1.075.2B	019	20
480.1.180.1CA	034a	4	486.1.068.2A	032	10	520.4.023.1B	020	8	548.4.041.1A	030	7	573.1.064.3B	019	8
480.1.180.1CT	034a	4	486.1.069.2A	034a	10	523.2.009.1AA	034	8	548.4.042.1A	016	13	576.1.046.1A	019	37
480.3.150.1C	034a	3	487.2.028.1C	034	13	523.2.009.1AT	034	8	548.4.043.1A	016	1	576.1.047.1A	019	38
480.3.152.1C	034a	9	492.4.075.1A	026	5	523.2.010.1AA	034	9	549.1.030.1A	016	7	576.1.048.1A	019	39
480.3.153.1C	034a	2	492.4.077.1A	026	13	523.2.010.1AT	034	9	550.4.012.1A	030	10	585.1.034.1A	029	7
480.3.155.1C	034a	6	494.1.081.1A	026	24	525.1.012.1A	027b	2	550.4.013.1A	030	12	585.4.004.1A	024	12
480.3.181.1C	034a	11	497.2.001.2A	026	11	525.1.013.1A	027b	1	552.1.037.1A	001d	4	585.4.005.1A	023	3
480.3.182.1C	034a	4	501.2.100.1AA	026	8	525.1.014.1A	027b	24	552.1.038.1A	001d	5	586.1.053.1AA	032	1
481.1.025.1CA	034	1	501.2.100.1AB	026	8	525.1.019.1A	027b	16	552.1.039.1A	001d	7	586.1.053.1AT	032	1
481.1.025.1CT	034	1	502.2.100.1AA	026	16	529.1.008.1AB	034a	33	552.1.040.1A	001d	11	587.1.049.1A	032	2
481.3.025.1C	034	1	502.2.100.1AB	026	16	529.1.010.1A	027b	8	552.4.012.1A	020	20	590.1.106.1A	035	15
483.1.035.2AA	033	9	510.1.241.1A	017	9	531.1.001.1A	027b	23	552.4.013.1A	031	12	590.1.111.1A	035	11
483.1.036.2AA	033a	12	510.1.242.1A	027b	21	531.1.002.1A	027b	22	552.4.020.1A	011	38	590.1.189.1A	001d	1
483.1.036.2AT	033a	12	510.1.296.1A	027b	28	532.4.008.1A	034	22	552.4.028.1A	001c	15	590.1.190.1A	001d	2
483.1.038.3AA	033a	17	510.1.390.1A	020a	1	532.4.009.1A	034	3	552.4.037.1A	025	34	590.1.192.1A	035	8
483.1.038.3AT	033a	17	510.1.391.1A	018a	1	536.2.002.2A	020	16	552.4.048.1A	032a	10	590.1.195.1A	032a	3
483.1.047.2AA	033	14	514.1.032.1A	001d	9	539.1.021.1A	002	6	553.4.005.1A	031	10	590.1.198.1A	032a	4
484.1.041.1A	029	6	514.1.033.1A	001d	13	539.1.022.1A	022a	3	556.1.031.1A	022a	5	590.1.199.1A	032a	12
484.1.042.1A	029	10	514.1.034.1A	001d	12	539.4.003.1B	025	5	556.2.032.1A	022a	10	590.1.213.1A	035	9
484.1.044.1CA	034a	16	514.1.035.1A	001d	10	539.4.030.1A	005	9	561.1.024.1A	027b	7	590.1.233.1A	035	1
484.1.044.1CT	034a	16	514.1.036.1A	001d	10	539.4.035.1A	024	6	564.1.042.1CA	034a	15	593.1.003.1B	010	11
484.3.044.1C	034a	16	514.1.037.1A	001d	6	539.4.036.1A	023	13	564.1.042.1CT	034a	15	593.1.018.1A	009	5
486.1.062.2A	034a	35	514.1.038.1A	001d	14	539.4.041.1A	020	32	564.3.042.1C	034a	15	595.1.052.2A	033	1
486.1.063.2A	034a	8	514.1.040.1A	018	17	540.4.019.1A	018	8	570.1.072.1B	019	4	595.1.052.2A	033a	1
486.1.064.2A	034a	7	516.4.003.1B	020a	3	541.4.007.1A	018a	6	570.1.074.1B	019	21	595.1.055.1A	033	18
CATALOGUE No: ISSUED:			915.1.177.2C 11 - 05			CATALOGUE No: ISSUED:			915.1.177.2C 11 - 05					

CODE No.	Drwg.	POS. N.	CODE No.	Drwg.	POS. N.	CODE No.	Drwg.	POS. N.	CODE No.	Drwg.	POS. N.	CODE No.	Drwg.	POS. N.
595.1.056.2AC	033a	16	626.4.031.1A	023	11	698.1.033.1A	001d	15	702.5.050.1A	026	21	713.1.012.1B	004	31
598.2.023.1A	027	3	626.4.031.1A	024	8	699.2.274.1B	037	6	703.1.013.1A	021	9	713.1.014.1A	003	11
598.2.031.2C	027	13	626.4.032.1A	023	9	700.1.005.1A	026	17	703.5.002.2A	015	24	713.1.014.1B	003	11
598.2.031.2D	027a	4	626.4.032.1A	024	7	700.1.036.1A	012	24	703.5.006.2A	008	21	713.1.014.1E	003	11
598.4.016.1A	021	12	630.4.016.1A	023	5	700.1.041.1A	033	3	70610.8120	004	11	713.1.014.1F	003	11
598.4.018.1A	021	13	631.4.016.1A	025	25	700.1.041.1A	033a	5	707006N02	025	41	713.1.082.1A	019	6
60N107330	018	22	631.4.017.1A	023	12	701.4.003.1A	012	19	710.1.001.1A	009	13	713.1.128.1B	011	27
60N107330	024	22	631.4.019.1A	024	2	701.4.004.1A	028	7	710.1.002.1A	004	23	713.1.140.1A	010a	4
610.4.053.1A	024	14	632.1.021.1A	023	6	701.4.005.1A	003	4	710.1.025.1A	028	11	713.1.157.1A	003	13
610.4.054.1A	024	11	650.4.008.1B	021	17	701.4.007.1A	012	21	710.1.032.1A	010	26	713.1.184.1A	026	22
611.4.020.1A	025	37	651.4.013.1A	021	30	701.4.017.1A	028a	6	710.1.032.1A	010a	20	713.1.186.1A	026	23
612.4.005.1A	023	4	652.4.006.1A	021	10	702.4.004.1A	021	3	710.1.061.1A	006	7	713.1.187.1A	028a	11
612.4.005.1A	024	25	654.2.016.1A	021	39	702.4.009.1A	011	11	710.1.070.1A	010	4	713.1.192.1A	025	33
612.4.008.1A	025	40	656.2.001.1A	021	32	702.4.010.2A	011	9	710.1.084.1A	026	19	713.1.196.1A	026	4
612.4.016.1A	025	36	668.1.001.3A	011	16	702.4.013.1A	010	19	710.1.090.1A	028a	4	713.1.197.3A	026	9
612.4.022.1A	024	19	669.1.001.1E	013	6	702.4.017.1A	004	20	710.1.114.1A	010a	12	713.1.205.1A	025	31
612.4.023.1A	023	10	670.9.016.1B	018a	4	702.4.020.1A	010a	11	711.1.072.1A	010	27	713.1.209.1A	021	20
612.4.023.1A	024	9	672.1.030.1A	017	11	702.4.033.1A	010	21	711.1.072.1A	010a	21	713.1.210.1A	021	28
613.4.030.1A	024	18	676.2.043.1A	026	28	702.4.033.1A	010a	2	711.1.091.2A	015	10	713.1.235.1A	024	16
613.4.038.1A	025	38	676.4.037.1A	026	27	702.4.038.1A	026	30	711.1.093.2A	007	12	713.1.239.1A	028	2
616.1.007.2A	031	6	677.4.003.1A	001b	3	702.4.058.1A	008	25	711.1.095.1A	010a	7	713.1.266.1A	003	11
616.1.009.2A	031	2	680.5.003.1A	015	19	702.5.008.1A	010	6	711.1.113.1A	022a	4	713.1.304.1A	030	5
618.4.057.1A	024	23	684.1.054.1A	008	27	702.5.008.1A	011	4	712.1.029.1A	028a	9	714.1.043.1A	026	14
618.4.059.1A	024	13	684.1.056.1A	020	18	702.5.016.1A	004	14	712.1.030.1A	028a	12	714.1.047.1A	026	7
619.4.026.1A	025	28	684.1.057.1A	020	19	702.5.019.1A	010a	1	712.1.034.1A	022	17	715.1.003.1A	028	5
624.4.027.1A	024	3	685.5.002.1A	025	14	702.5.044.1A	003	29	712.1.034.1A	025	10	716.1.003.1A	016	3
625.4.009.1A	025	16	697.2.015.1A	034a	25	702.5.045.1A	028a	10	713.1.011.1A	003	15	716.1.043.1A	035	19
CATALOGUE No: ISSUED:	915.1.177.2C 11 - 05						CATALOGUE No: ISSUED:	915.1.177.2C 11 - 05						

CODE No.	Drwg.	POS. N.	CODE No.	Drwg.	POS. N.	CODE No.	Drwg.	POS. N.	CODE No.	Drwg.	POS. N.	CODE No.	Drwg.	POS. N.
716.1.072.2A	008	20	741.1.012.1A	018a	11	74224.0570	004	24	750.1.002.1B	004	25	764.1.022.1A	020	21
716.1.073.2A	008	17	741.1.012.1A	024	10	746.4.006.1A	019	34	750.1.007.1A	003	32	764.1.022.1A	030	4
716.1.107.1B	019	26	741.1.013.1A	018a	12	746.4.007.1A	019	41	750.1.012.2A	006	14	764.1.024.1A	019	5
716.1.108.1A	027b	19	741.1.029.1A	029	11	747.5.003.1A	021	38	750.1.021.1A	028	12	764.1.028.1A	017	12
716.1.111.1A	020a	11	741.1.030.1B	024	20	747.5.003.1A	022	23	750.1.022.1A	028	15	764.1.029.1A	035	16
72094.1616	010	17	741.4.002.1A	007	15	747.5.003.1A	025	42	750.1.024.1A	027	18	764.1.041.1A	031	14
72121.2106	006	4	741.4.002.1A	031	8	747.5.005.1B	025	7	750.1.028.1A	034	10	764.1.042.1A	019	14
723.1.006.2A	032	14	741.4.013.1B	035	7	748.1.014.1A	026	10	750.1.047.1A	015	7	764.1.045.1A	031	15
729905FN1	034a	12	741.4.019.1A	031	19	748.1.024.1A	019	1	750.1.057.1A	006	13	764.1.047.1A	020	29
729906FN1	018	6	741.4.025.1A	030	8	748.1.036.1A	027b	10	750.1.061.1A	028a	21	764.1.050.1A	022	26
729906FN1	019	18	741.4.025.1A	031	3	748.1.040.1A	002	23	750.1.112.1B	028	17	764.1.051.1A	022	25
732.1.004.1A	027	24	741.4.038.1A	017	7	748.1.042.1A	018a	2	750.1.115.1A	032a	6	764.1.054.1A	033a	25
732.2.016.1A	027	16	741.4.038.1A	018a	15	748.1.044.1A	008	8	750.1.121.1A	012	3	764.1.055.1A	034a	29
734306N01	011	44	741.4.038.1A	025	44	748.1.050.1A	010	14	750.1.125.1A	028a	19	764.1.056.1A	029	17
73500.1440	012	11	741.4.038.1A	030	2	748.4.002.1A	022	2	750.4.010.1A	020	5	764.1.059.1A	020	28
73500.1542	002	15	741.4.043.1A	025	17	748.4.024.1AB	026	25	750.5.001.1A	032	3	764.1.060.1A	034	14
73500.2054	008	9	741.4.058.1A	035	14	748.4.035.1A	027	23	75113.2566	004	18	764.1.061.1A	034a	32
73503.3380	010	9	741.4.059.1A	035	4	748.4.035.1A	027a	3	75162.2566	026	6	764.1.062.1A	018	1
73503.3380	010a	10	741.4.063.1A	035	10	748.4.037.1AB	028	3	75191.3380	010	5	764.1.063.1A	019	28
73503.3380	011	17	741.4.065.1A	035	2	748.4.100.1AB	027	20	756.1.007.1A	028a	2	764.1.064.1A	027b	3
73503.3804	008	26	741.4.067.1A	014	9	749.4.002.1A	021	36	75794.1542	010a	9	764.1.067.1A	033	16
736.4.012.1A	033	27	741.4.092.1A	032a	5	749.4.004.1A	020a	5	760.1.025.1A	033a	23	764.1.077.1A	034	19
736.4.012.1A	034	7	741.4.093.1A	032a	8	749.4.004.1A	022	21	764.1.002.1A	013	8	764.1.078.1A	034	18
736.4.013.1B	034a	22	741.4.099.1A	025	29	749.4.004.1A	032	4	764.1.003.1B	004	6	764.1.084.1A	018	13
737.4.012.4A	008	22	741.4.101.1A	031	16	749.4.004.1A	033a	24	764.1.011.1A	022	18	764.1.084.1A	034	16
741.1.010.1A	018a	10	741.5.033.1B	029	2	749.4.004.1A	035	22	764.1.011.1A	025	12	76402.0002	003	17
741.1.011.1A	027	25	74172.1008	008	16	749.4.009.1A	019	40	764.1.022.1A	016	2	766.1.020.1A	015	2
CATALOGUE No: ISSUED:			915.1.177.2C 11 - 05			CATALOGUE No: ISSUED:			915.1.177.2C 11 - 05					

CODE No.	Drwg.	POS. N.	CODE No.	Drwg.	POS. N.	CODE No.	Drwg.	POS. N.	CODE No.	Drwg.	POS. N.	CODE No.	Drwg.	POS. N.
766.1.045.1A	010	16	771.5.067.8B	009	16	771.5.665.8B	025	35	772.5.029.1AB	032	13	775.1.018.1A	027b	12
766.1.046.1A	015	4	771.5.067.8B	011	41	771.5.666.8B	018	9	772.5.031.1AB	020	2	775.1.019.1A	018a	13
766.4.019.1A	013	21	771.5.069.8B	005	5	771.5.666.8B	021	24	772.5.031.1AB	035	21	775.1.020.1A	028a	29
76835.1134	002	10	771.5.069.8B	009	10	771.5.666.8B	022	29	772.5.032.1A	020a	6	775.1.020.1A	034a	19
770.5.250.8B	010a	5	771.5.069.8B	011	19	771.5.667.8B	022	14	772.5.032.1A	027b	11	775.1.021.1A	034a	34
770.5.250.8B	011	6	771.5.069.8B	012	22	771.5.669.8B	010	28	772.5.032.1A	035	3	775.1.022.1A	016	14
771.1.016.1A	028	18	771.5.070.2BB	019	17	771.5.669.8B	010a	22	772.5.033.1AB	030	3	775.1.022.1A	018	21
771.1.026.1A	005	2	771.5.071.8B	011	15	771.5.673.8B	021	25	772.5.034.1A	018	16	775.1.029.1A	027b	15
771.1.027.1A	005	8	771.5.071.8B	012	23	771.5.723.8B	021	6	772.5.034.1A	034a	31	775.1.029.1A	033a	21
771.1.031.1A	028	1	771.5.071.8B	014a	8	771.5.723.8B	022	7	772.5.035.1A	020	23	775.1.031.1B	019	10
771.1.226.1A	025	30	771.5.072.8B	010a	14	771.5.723.8B	025	39	772.5.038.1AB	019	7	775.1.033.1A	019	32
771.4.014.1A	023	14	771.5.072.8B	031	5	771.5.723.8B	027	10	772.5.038.1AB	020	12	775.1.033.1A	032	8
771.4.014.1A	024	1	771.5.078.8B	005	3	771.5.725.8B	021	18	773.5.061.8B	014	7	775.1.034.1AB	018	12
771.5.043.8B	004	4	771.5.078.8B	012	12	771.5.727.8B	021	22	773.5.069.8B	008	4	775.1.035.1B	019	24
771.5.064.8B	011	5	771.5.079.8B	005	17	771.5.752.8B	010a	13	774.5.002.1B	017	1	775.1.035.1B	020a	4
771.5.064.8B	031	7	771.5.080.8B	010a	15	771.5.754.8B	025	2	774.5.006.1A	032a	11	775.1.062.2A	010	29
771.5.065.2BB	004	28	771.5.123.8B	002	30	771.5.937.8B	028	4	775.1.007.1AB	034	12	777.5.039.8B	027	17
771.5.065.2BB	011	42	771.5.127.8C	027	2	771.5.938.8B	028	9	775.1.008.3A	020	6	777.5.049.8B	011	24
771.5.065.8B	007	5	771.5.127.8C	027a	2	772.1.028.1A	028a	3	775.1.008.3A	028a	16	778.5.009.1A	021	41
771.5.065.8B	011	3	771.5.129.8B	009	8	772.1.041.1A	034	5	775.1.008.3A	029	4	778.5.012.1A	013	20
771.5.065.8B	014	3	771.5.136.8B	010	10	772.1.042.1A	029	14	775.1.008.3A	033	8	779.1.026.2A	010	3
771.5.065.8B	014a	3	771.5.139.8B	010a	17	772.1.043.1A	029	13	775.1.008.3A	033a	11	779.1.029.2A	010a	16
771.5.066.8B	011	20	771.5.154.8B	022a	9	772.1.060.1A	020	33	775.1.017.1A	027b	20	779.1.039.1A	002	3
771.5.066.8B	012	5	771.5.637.8B	022	6	772.1.061.1A	020a	8	775.1.017.1A	032	5	779.1.060.1A	021	8
771.5.067.2BB	033	7	771.5.639.8B	027	4	772.1.061.1A	034a	17	775.1.017.1A	033	13	779.1.082.1AB	023	1
771.5.067.2BB	033a	9	771.5.665.8B	021	43	772.5.029.1AB	020	4	775.1.017.1A	033a	14	779.1.109.1A	006	2
771.5.067.8B	002	28	771.5.665.8B	022	16	772.5.029.1AB	025	19	775.1.017.1A	034a	43	779.1.114.1A	006	9
CATALOGUE No: ISSUED:	915.1.177.2C 11 - 05						CATALOGUE No: ISSUED:	915.1.177.2C 11 - 05						

CODE No.	Drwg.	POS. N.	CODE No.	Drwg.	POS. N.	CODE No.	Drwg.	POS. N.	CODE No.	Drwg.	POS. N.	CODE No.	Drwg.	POS. N.
779.1.162.2A	009	27	779.1.366.1AB	025	22	788.1.065.1A	009	17	800.1.083.1A	031	9	815.1.028.1A	009	21
779.1.187.1A	008	5	779.1.371.1A	021a	5	788.1.076.1A	011	39	800.1.112.1A	031	4	818.2.009.1A	004	3
779.1.189.1A	015	12	779.1.372.1A	028a	26	788.1.076.1AA	011	39	800.1.113.1A	031	17	819.1.040.1A	028a	23
779.1.190.1A	015	3	779.1.373.1A	028a	18	788.1.076.1AB	011	39	800.1.122.1A	007	17	819.1.043.1A	026	1
779.1.198.2A	011	40	779.1.397.1A	024	5	790.1.004.1A	019	2	800.1.123.1A	007	16	821.1.001.1A	002	26
779.1.203.2A	002	7	779.1.399.1A	026	3	790.1.009.1A	019	36	800.2.121.1A	030	9	821.1.009.1B	026	18
779.1.213.1A	022	24	779.1.415.1A	024	26	790.1.010.1A	019	35	8000.36230	027b	27	821.1.051.1AB	022	4
779.1.237.1B	025	8	779.1.433.1A	034	23	791.1.012.1A	032	15	8000.36726	027b	30	821.1.052.1AB	025	9
779.1.252.1A	021	35	779.1.465.1A	024	24	791.1.058.1B	017	13	8000.50450	029	8	821.1.068.1B	027	7
779.1.260.1A	019	13	779.4.005.2A	022a	1	791.1.060.1A	018	5	8000.50454	029	3	821.1.070.1A	002	17
779.1.261.1A	031	1	779.4.075.1A	011	37	791.2.028.2A	007	6	8000.53724	018a	7	821.1.092.3A	013	17
779.1.274.1B	017	10	779.4.076.1A	030	11	799.1.025.1A	002	20	8000.56359	019	19	821.1.093.4A	013	15
779.1.279.1C	027b	5	779.5.030.2A	015	16	799.1.048.2A	019	3	8000.62652	019	16	821.1.098.3A	013	2
779.1.282.1A	033	5	780.1.005.1A	010a	6	799.1.049.1A	002	1	8000.70119	026	29	821.1.099.4A	013	1
779.1.282.1A	033a	7	780.1.007.1A	019	25	799.1.051.2A	006	3	8000.70139	001b	8	821.1.134.1A	022a	2
779.1.283.1A	034	4	780.1.018.1A	009	2	799.1.055.1A	009	3	806.1.015.1A	033	23	821.1.159.1A	016	15
779.1.286.2A	033	22	780.5.001.1A	005	15	799.1.083.1B	025	4	806.1.015.1A	033a	3	821.1.162.1A	025	13
779.1.286.2A	033a	2	780.5.001.1A	011	33	799.1.095.1A	013	18	806.1.016.1A	033	21	821.1.170.1A	022	13
779.1.290.1A	034a	14	781.1.009.1A	016	12	799.1.096.1A	013	19	806.1.016.1A	033a	10	821.1.171.1A	018	14
779.1.293.1A	025	15	786.1.055.3A	007	11	799.1.158.1A	022a	8	808.2.047.1A	021	42	821.1.184.1A	020	27
779.1.298.1A	021	16	786.1.087.1A	007	13	799.1.166.1A	022	3	80N0.21507	027	11	824.1.081.1A	027	9
779.1.301.1AB	030	6	787.1.011.1A	016	4	799.1.171.1A	021	40	814.1.081.1A	007	14	824.1.082.1A	027	8
779.1.311.1A	026	12	788.1.052.1A	005	14	799.1.175.1A	033a	26	814.1.111.1B	035	6	824.1.083.1A	022	9
779.1.318.1A	016	9	788.1.054.1A	012	4	799.1.228.1A	034	6	814.1.114.1A	001d	8	824.1.084.1A	022	28
779.1.331.1A	024	15	788.1.062.1A	015	9	799.1.252.1A	027	21	814.1.117.1A	014a	7	825.1.028.2A	025	32
779.1.334.1A	019	31	788.1.064.1A	014	6	799.2.077.2A	009	14	814.4.010.1A	032a	2	826.1.009.1A	002	33
779.1.366.1AB	023	7	788.1.064.1A	014a	5	799.2.159.1A	022a	7	815.1.022.1A	016	5	826.1.012.1A	010	18
CATALOGUE No: ISSUED:	915.1.177.2C 11 - 05						CATALOGUE No: ISSUED:	915.1.177.2C 11 - 05						

CODE No.	Drwg.	POS. N.	CODE No.	Drwg.	POS. N.	CODE No.	Drwg.	POS. N.	CODE No.	Drwg.	POS. N.	CODE No.	Drwg.	POS. N.
826.1.015.1A	020	26	840.1.002.1A	13	11	840.1.029.1A	13	11	840.1.068.1B	13	9	841.1.002.2A	004	2
827.1.115.1B	027	12	840.1.003.1A	13	11	840.1.030.1A	13	11	840.1.069.1B	13	9	841.1.037.1A	033a	27
827.1.157.1A	035	18	840.1.004.1A	13	11	840.1.031.1A	13	11	840.1.070.1B	13	9	848.2.002.1A	021	23
827.1.280.1A	034a	28	840.1.005.1A	13	11	840.1.032.1A	13	11	840.1.071.1B	13	9	848.4.026.1A	028	13
827.1.281.1A	034a	27	840.1.006.1A	13	11	840.1.033.1A	13	11	840.1.072.1A	13	11	848.4.027.1A	028	16
829.1.078.1A	025	1	840.1.007.1A	13	11	840.1.034.1A	13	11	840.1.072.1B	13	9	848.5.002.1A	022	22
829.1.190.1A	018a	9	840.1.008.1A	13	11	840.1.047.1B	13	9	840.1.073.1A	13	11	850.1.003.1A	034a	24
829.1.190.1A	020a	2	840.1.009.1A	13	11	840.1.048.1B	13	9	840.1.073.1B	13	9	850.1.014.1A	033	17
829.1.366.1A	022a	6	840.1.010.1A	13	11	840.1.049.1B	13	9	840.1.074.1B	13	9	850.4.041.1A	018	19
829.1.369.1B	020	3	840.1.011.1A	13	11	840.1.050.1B	13	9	840.1.075.1B	13	9	850.4.044.1A	034a	1
829.1.370.1B	020	9	840.1.012.1A	13	11	840.1.051.1B	13	9	840.1.076.1B	13	9	850.4.047.1A	027b	14
829.1.386.1A	020a	7	840.1.013.1A	13	11	840.1.052.1B	13	9	840.1.077.1B	13	9	850.4.047.1A	033a	28
829.1.401.1A	020	24	840.1.014.1A	13	11	840.1.053.1B	13	9	840.1.078.1B	13	9	850.4.049.1A	034a	13
829.1.419.1A	018	10	840.1.015.1A	13	11	840.1.054.1B	13	9	840.1.079.1B	13	9	850.4.050.1A	034a	20
829.1.439.1A	010	30	840.1.016.1A	13	11	840.1.055.1B	13	9	840.1.080.1B	13	9	850.4.051.1A	034a	21
829.2.384.1CA	020	1	840.1.017.1A	13	11	840.1.056.1B	13	9	840.1.081.1B	13	9	850.4.052.1A	027b	9
829.2.385.1CA	020	14	840.1.018.1A	13	11	840.1.057.1B	13	9	840.1.082.1B	13	9	850.4.055.1A	033	15
830.1.235.1A	011	35	840.1.019.1A	13	11	840.1.058.1B	13	9	840.1.083.1B	13	9	850.4.055.1A	033a	13
830.1.261.1A	010	24	840.1.020.1A	13	11	840.1.059.1B	13	9	840.1.084.1B	13	9	850.4.058.1A	034a	36
830.1.262.1A	010a	18	840.1.021.1A	13	11	840.1.060.1B	13	9	840.1.085.1B	13	9	850.4.064.1A	019	29
830.1.263.2A	027b	6	840.1.022.1A	13	11	840.1.061.1B	13	9	840.1.108.1A	13	11	850.4.081.1A	034	17
830.1.281.1A	035	20	840.1.023.1A	13	11	840.1.062.1B	13	9	840.1.109.1A	13	11	851.1.001.1B	004	9
832.1.026.1A	028a	14	840.1.024.1A	13	11	840.1.063.1B	13	9	840.1.110.1A	13	11	851.1.004.1A	003	31
832.1.027.1B	033	11	840.1.025.1A	13	11	840.1.064.1B	13	9	840.1.111.1A	13	11	851.1.010.1A	006	12
832.1.030.1A	034a	40	840.1.026.1A	13	11	840.1.065.1B	13	9	840.1.112.1A	13	11	851.1.013.1A	008	14
835.1.005.1B	020	11	840.1.027.1A	13	11	840.1.066.1B	13	9	840.2.001.1A	013	11	851.4.001.1A	004	5
840.1.001.1A	13	11	840.1.028.1A	13	11	840.1.067.1B	13	9	840.2.002.1B	013	9	852.1.005.1A	002	14
CATALOGUE No: ISSUED:	915.1.177.2C 11 - 05						CATALOGUE No: ISSUED:	915.1.177.2C 11 - 05						

CODE No.	Drwg.	POS. N.	CODE No.	Drwg.	POS. N.	CODE No.	Drwg.	POS. N.	CODE No.	Drwg.	POS. N.	CODE No.	Drwg.	POS. N.
852.1.024.1A	034	11	852.1.148.1B	027b	4	852.5.024.1A	023	8	856.4.002.1A	033a	4	882.1.003.1A	008	11
852.1.053.2A	002	2	852.1.151.1A	022	15	852.5.024.1A	024	4	861.5.013.1A	021	34	882.1.006.1A	002	16
852.1.068.1A	028a	24	852.1.154.1A	025	3	852.5.024.1A	025	23	863.1.002.1A	012	14	882.1.012.1A	012	15
852.1.071.1A	021	7	852.1.156.1A	034	15	852.5.025.1A	014	8	866.1.036.1A	020	25	884.4.006.1A	026	26
852.1.072.1A	019	23	852.1.158.1A	025	24	852.5.026.1A	010	2	866.1.044.1A	016	11	884.4.025.1A	033a	8
852.1.075.1A	033	6	852.1.161.1A	018	23	853.1.002.1A	008	28	872.1.015.1A	021	14	884.4.042.1A	009	24
852.1.075.1A	034a	23	852.1.162.1A	027b	17	853.1.002.1A	009	9	872.1.016.1A	028a	7	884.5.001.1A	021	5
852.1.094.1A	002	19	852.1.163.1A	019	27	853.1.003.1A	011	43	872.1.036.2A	020	13	884.5.003.1A	022	10
852.1.104.1A	006	11	852.1.166.1A	033	25	853.1.003.1A	012	2	872.1.037.2A	020	17	884.5.003.1A	027	19
852.1.104.1B	006	11	852.1.172.1A	002	29	853.1.004.1A	009	11	872.1.042.1A	028a	8	884.5.011.1A	011	8
852.1.104.1C	006	11	852.1.172.1A	011	7	853.5.003.1A	033	28	872.4.043.1A	017	4	884.5.013.1A	005a	4
852.1.104.1D	006	11	852.1.174.1A	002	31	853.5.003.1A	033a	22	872.4.044.1A	028a	25	884.5.034.1A	002	22
852.1.104.1E	006	11	852.1.176.1A	014a	10	855.5.000.1A	018	11	873.1.005.1A	015	13	884.5.036.1A	009	25
852.1.104.1F	006	11	852.1.195.1A	005	10	855.5.000.1A	018a	14	875.1.065.1A	001d	3	884.5.036.1A	012	7
852.1.104.1G	006	11	852.1.195.1A	009	7	856.1.001.1A	003	6	875.1.073.1A	028	14	886.4.003.1A	011	10
852.1.104.1H	006	11	852.4.008.1A	010	25	856.1.023.1A	027b	18	875.1.116.1A	016	10	886.4.033.1A	009	4
852.1.104.1I	006	11	852.4.008.1A	010a	19	856.1.031.1A	003	16	876.1.086.1A	017	8	886.4.033.1A	011	45
852.1.104.1J	006	11	852.4.009.1A	034a	42	856.1.042.1A	034a	18	876.2.003.1A	029	1	886.4.034.1A	009	18
852.1.104.1K	006	11	852.4.013.1A	034a	44	856.1.061.2A	015	8	876.2.004.1A	029	9	886.4.035.1A	011	22
852.1.104.1L	006	11	852.4.170.1A	033	24	856.1.062.2A	008	19	877.1.090.1A	027b	25	886.4.037.1A	009	6
852.1.104.1M	006	11	852.5.009.1A	033	10	856.1.064.2A	010	15	877.1.091.1A	025	21	886.4.043.1A	004	27
852.1.104.1N	006	11	852.5.009.1A	033a	20	856.1.071.1A	012	9	881.1.010.1C	012	18	886.4.048.1A	031	13
852.1.105.1AB	003	26	852.5.023.1A	011	30	856.1.074.2A	015	23	881.1.012.1A	002	32	886.4.055.1A	032	7
852.1.105.1AG	003	26	852.5.024.1A	005	16	856.1.087.1A	033	4	881.1.040.1A	032	9	886.5.011.1A	007	7
852.1.114.1A	011	34	852.5.024.1A	011	32	856.1.087.1A	033a	6	881.1.051.1A	011	36	886.5.014.1A	021	27
852.1.120.1A	011	25	852.5.024.1A	016	8	856.1.091.1A	019	33	881.1.051.1A	014a	9	886.5.015.1A	016	6
852.1.135.1A	005a	3	852.5.024.1A	019	12	856.4.002.1A	033	2	881.2.001.1A	004	19	886.5.033.1A	032a	9
CATALOGUE No: ISSUED:			915.1.177.2C 11 - 05			CATALOGUE No: ISSUED:			915.1.177.2C 11 - 05					

CODE No.	Drwg.	POS. N.	CODE No.	Drwg.	POS. N.	CODE No.	Drwg.	POS. N.	CODE No.	Drwg.	POS. N.	CODE No.	Drwg.	POS. N.
886.5.042.1A	027b	31	88713.1904	001a	15	88765.1126	001c	6	88765.1245	001d	0	914.7.023.1D	001c	2
88700.5665	001	10	88713.1906	001a	19	88765.1126A	001c	4	88765.1298	001	3	914.7.023.1E	001c	2
88700.5749	001	14	88713.1914	001a	18	88765.1126B	001c	12	88765.1369A	001c	24	926.1.003.1A	034a	37
88713.0123	001	4	88713.1920	001a	8	88765.1126C	001c	11	88765.1369B	001c	24	930.1.004.1A	021	2
88713.0869	001	15	88713.1980	001a	16	88765.1126D	001c	14	88765.1369C	001c	24	930.4.011.1A	028	6
88713.0870	001	16	88713.1994	001a	10	88765.1126E	001c	9	88765.1369D	001c	24	930.4.020.1A	015	5
88713.0879	001	18	88713.2011	001a	7	88765.1126F	001c	13	88765.1369E	001c	24	930.4.021.1A	005a	2
88713.1010	001a	20	88713.2036	001	8	88765.1126G	001c	17	88765.1371	001c	25	930.4.022.1A	010	20
88713.1037	001b	6	88713.2060	001a	11	88765.1126H	001c	16	88765.1372	001c	26	930.4.023.1A	003	14
88713.1057	001b	11	88713.2066	001a	17	88765.1126L	001c	19	88765.1373	001c	27	930.4.034.1A	005	6
88713.1058	001b	7	88713.2068	001a	1	88765.1126M	001c	18	88765.1374	001c	28	930.4.035.1A	004	16
88713.1062	001b	10	88713.2069	001a	2	88765.1126N	001c	7	88765.1375AF	001	7	930.4.039.1A	026	31
88713.1068	001b	2	88713.2102	001a	4	88765.1126P	001c	10	88765.1375BF	001	7	930.4.049.1A	003	30
88713.1071	001b	9	88713.2133	001	12	88765.1126Q	001c	5	88765.1375CF	001	7	930.4.052.1A	026	2
88713.1072	001b	1	88713.2346	001	17	88765.1126R	001c	3	88765.1375DF	001	7	930.5.005.1A	011	26
88713.1074	001b	4	88713.2409	001b	12	88765.1126S	001c	22	88765.1375EF	001	7	930.5.006.2B	011	28
88713.1077	001b	5	88713.2669	001	19	88765.1126T	001c	23	893.1.003.1A	030	14	930.5.007.1A	015	17
88713.1091	001	11	88713.2676	001	1	88765.1126T	001d	16	893.1.005.1A	005	11	930.5.012.1A	028a	5
88713.1344	001b	13	88765.0999	001	6	88765.1126U	001c	20	893.2.006.2A	010	7	934.1.003.2A	029	12
88713.1429	001	2	88765.1000	001	5	88765.1126V	001c	8	893.4.005.1A	025	27	934.1.004.1A	031	11
88713.1749	001a	13	88765.1005	001	5	88765.1126Z	001c	1	893.4.006.1A	030	13	93783.1524	011	18
88713.1791	001a	14	88765.1006	001	5	88765.1181	001a	5	894.1.014.1A	009	23	93785.1830	010a	8
88713.1805	001a	3	88765.1073	001c	21	88765.1188	001a	12	895.2.003.1A	032	6	93823.0128	004	32
88713.1806	001a	6	88765.1074	001c	21	88765.1241	001d	0	913.7.079.1L	027	14	93823.2018	004	30
88713.1821	001a	9	88765.1075	001c	21	88765.1242	001d	0	914.7.023.1A	001c	2	93823.2082	005	7
88713.1832	001	9	88765.1076	001c	21	88765.1243	001d	0	914.7.023.1B	001c	2	93823.2087	014	4
88713.1886	001	13	88765.1077	001c	21	88765.1244	001d	0	914.7.023.1C	001c	2	93823.2087	014a	6
CATALOGUE No: ISSUED:			915.1.177.2C 11 - 05			CATALOGUE No: ISSUED:			915.1.177.2C 11 - 05					

INDEX

CODE No.	Drwg.	POS. N.	CODE No.	Drwg.	POS. N.	CODE No.	Drwg.	POS. N.	CODE No.	Drwg.	POS. N.	CODE No.	Drwg.	POS. N.
93823.2087	031	18												
93823.3156	010	12												
93827.0114	005	12												
93827.0114	009	22												
93827.0114	010	8												
94247.0014	005a	5												
94247.0014	010a	3												
94247.0014	011	12												
94460.0826	006	6												
961.1.240.3B	037	1												
961.1.270.1C	037	2												
966.1.440.3B	037	4												
969.5.950.3B	037	3												
98112.0002	001	4												