

**GENERAL INFORMATION**

The present spare parts order exactly the right spare parts

When ordering specify:

1) the part's code number followed by its description; quantity needed;

2) the motorcycle's serial number, stamped on the steering head.

Reference to right and left apply to the vehicle in terms of its direction of move-ment.

**Spare parts drawings are general and do not represent the part.**

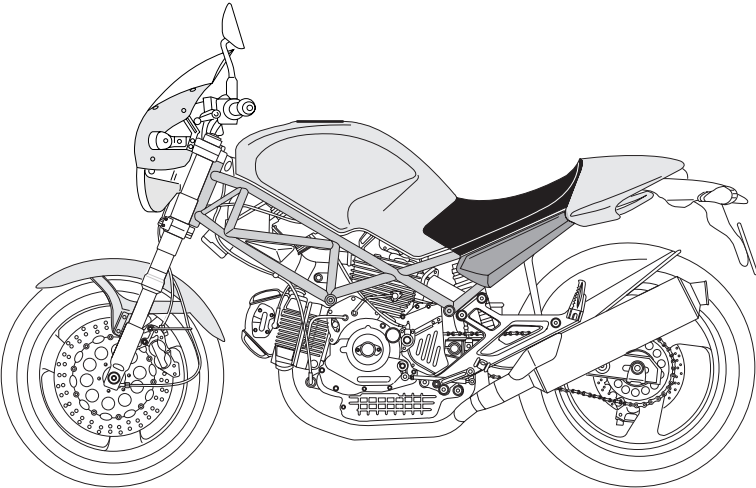
**The contents of this catalogue are general and can undergo changes without prior notice.**

**VALIDITY**

**f.m.** Until V.I.N.  
**d.m.** From V.I.N.  
**f.m.m.** Up to engine number  
**d.m.m.** From engine number

**Ducati Motor Holding S.p.A.**  
*Commercial and Administration Office:*  
*Via A. Cavalieri Ducati n. 3*  
*40132 Bologna, Italy*  
*Telefono 051 6413111*  
*Fax 051 406580*  
*Internet [www.ducati.com](http://www.ducati.com)*

PAINTS



Colore	Codice
Paint	Code
Vernis	Code PPG
Slacken	Code
Lacas	Codice

"Nero DARK DUCATI"

291.501

"Grigio argento"

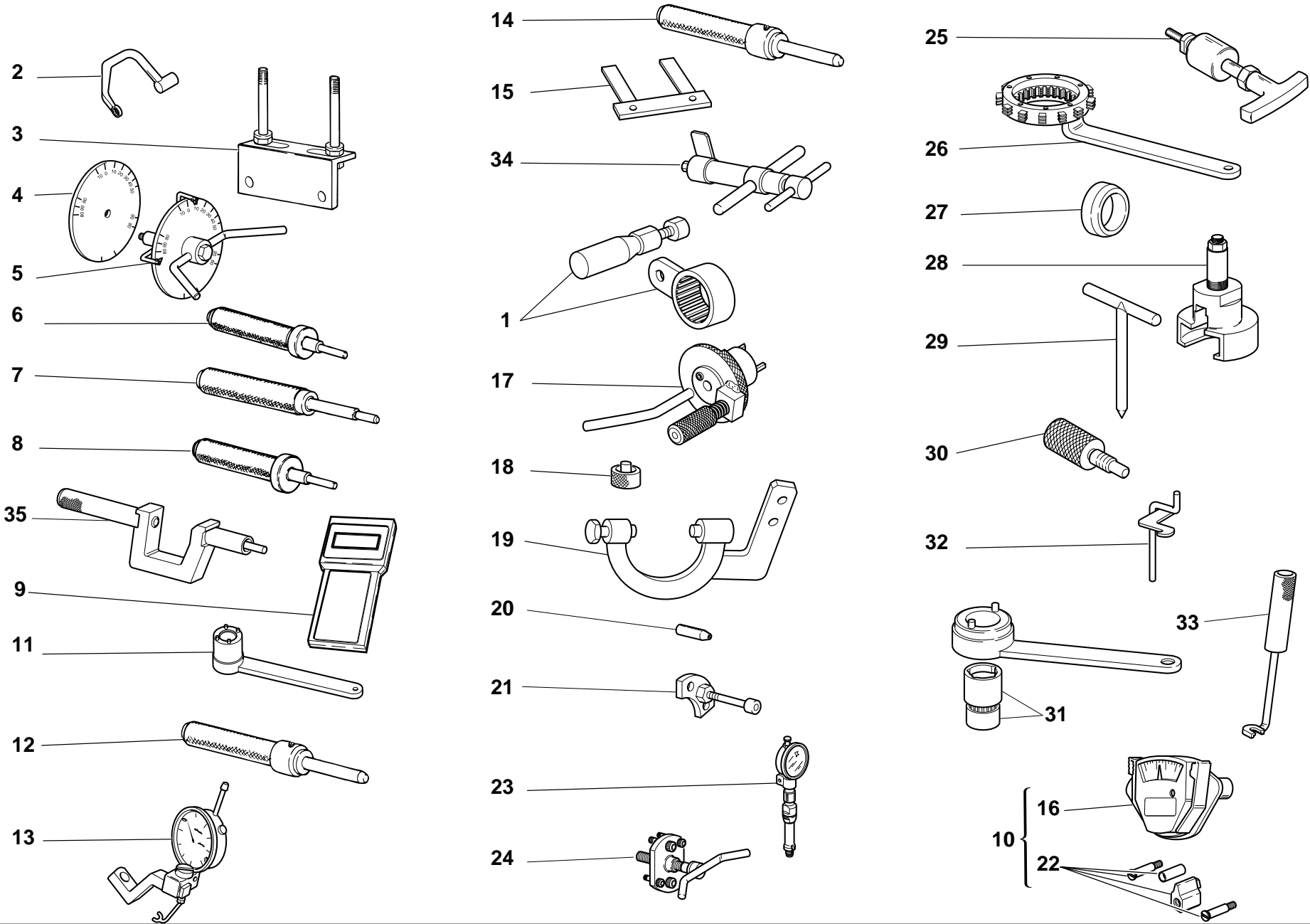
\*0022

page	CONTENTS
4 001	WORKSHOP SPECIAL TOOLS
6 001a	WORKSHOP SPECIAL TOOLS
8 001b	DIAGNOSIS TESTER MATHESIS
10 001c	WORKSHOP SPECIAL TOOLS
12 002	GEARCHANGE
14 003	GEAR-BOX
16 004	CLUTCH
18 005	CLUTCH COVER
20 006	CRANKSHAFT
22 007	CYLINDERS - PISTONS
24 008	TIMING
26 009	FILTERS AND OIL PUMP
28 010	HALF CRANKCASES
30 011	ALTERNATOR COVER
32 012	ELECTRIC STARTER AND IGNITION
34 013	HEAD: TIMING
36 014	VERTICAL HEAD
38 015	HORIZONTAL HEAD
40 016	INLET DICT
42 017	EXHAUST SYSTEM
44 018	STANDS
46 019	ELECTRIC SYSTEM
48 020	BATTERY BOX MOUNT
50 021	INSTRUMENT PANEL
52 022	FRONT HEAD-LIGHT
54 023	PLATE HOLDER - REAR LIGHT
56 024	FRONT FORK
58 025	FRONT AND REAR WHEELS
60 026	HANDLEBAR AND CONTROLS
62 027	CLUTCH CONTROL
64 028	FRONT BRAKE
66 029	REAR BRAKE
68 030	FRAME
70 031	GEARCHANGE LEVER - FOOT REST
72 032	SWINGARM AND CHAIN
74 033	REAR SUSPENSION
76 034	AIR INDUCTIO AND OIL VENT
78 035	OIL COOLER
80 036	FUEL TANK
82 037	FUEL SYSTEM
84 038	SEAT
86 039	FUEL INFEED
88 040	MARKING PLATES

DRAWING

001


WORKSHOP SPECIAL TOOLS



DRAWING


001

WORKSHOP SPECIAL TOOLS

NOTES	NO.	CODE NO.	DESCRIPTION	VALIDITY	Q.TY	
	1	88713.2355	Wrench for holding timing belt rollers ring nuts		1	
	2	88713.2096	Head nuts holder wrench		1	
	3	88713.2103	Head mounting base		1	
	4	98112.0002	Degree wheel		1	
	5	88713.0123	Degree wheel holder tool for ignition advance check		1	
	6	88713.0874	Exhaust valve guide punch tool		1	
	7	88713.0879	Punch tool to extract valve guide		1	
	8	88713.0875	Intake valve guide punch tool		1	
	9	88765.1363A	Check instrument		1	
GB	9	88765.1363B	Check instrument		1	
D	9	88765.1363C	Check instrument		1	
F	9	88765.1363D	Check instrument		1	
E	9	88765.1363E	Check instrument		1	
	10	051.2.001.1A	Torque wrench for timing belt		1	
	11	88713.0137	Crankshaft gear holder wrench for tightening nut		1	
	12	88713.1078	Punch tool for driving exhaust valve seat		1	
	13	88765.1058	Valve lift gauge		1	
	14	88713.1079	Punch tool for driving intake valve seat		1	
	15	88765.1000	Fork feeler gauge 0.1 mm		1	
	15	88765.1005	Fork feeler gauge 0.2 mm		1	
	15	88765.1006	Fork feeler gauge 0.3 mm		1	
	16	88765.0999	Timing belt control gauge		1	
	17	88713.2011	Tool to hold crankshaft in TDC position		1	
	18	88765.1298	Spacer for checking lower valve shim		1	
	19	88713.2036	Flywheel Wrench		1	
	20	88700.5749	Crankcases assembling cap		1	
	21	88713.1091	Plate for positioning gear engagement fork		1	

CATALOGUE No:  
ISSUED:

915.1.174.1A  
09 - 02

NOTES	NO.	CODE NO.	DESCRIPTION	VALIDITY	Q.TY	
	22	88765.1086	Conversion kit for 2V belts tensioning tool		1	
	23	88765.1297	T.D.C. control gauge		1	
	24	88713.1749	Drive roller puller		1	
	25	88713.1994	Rocker shaft extractor		1	
	26	88713.2133	Wrench to hold clutch housing drum steady		1	
	27	88700.5665	Sleeve for installing clutch bell gear		1	
	28	88713.2092	Extractor for primary drive gear		1	
	29	88713.0262	Pin for assembling rocker arms		1	
	30	88713.2282	Belt roller timing of two-valve head		1	
	31	88700.5644	Wrench for camshaft pulley ring nut adjustment		1	
	32	88713.2362	Tool for assembling closing rocker and spring		1	
	33	88713.0844	Half-rings mounting punch tool		1	
	34	88713.1215	Torque wrench for timing belt		1	
	35	88713.1429	Tool to drive valve seal ring ø7		1	

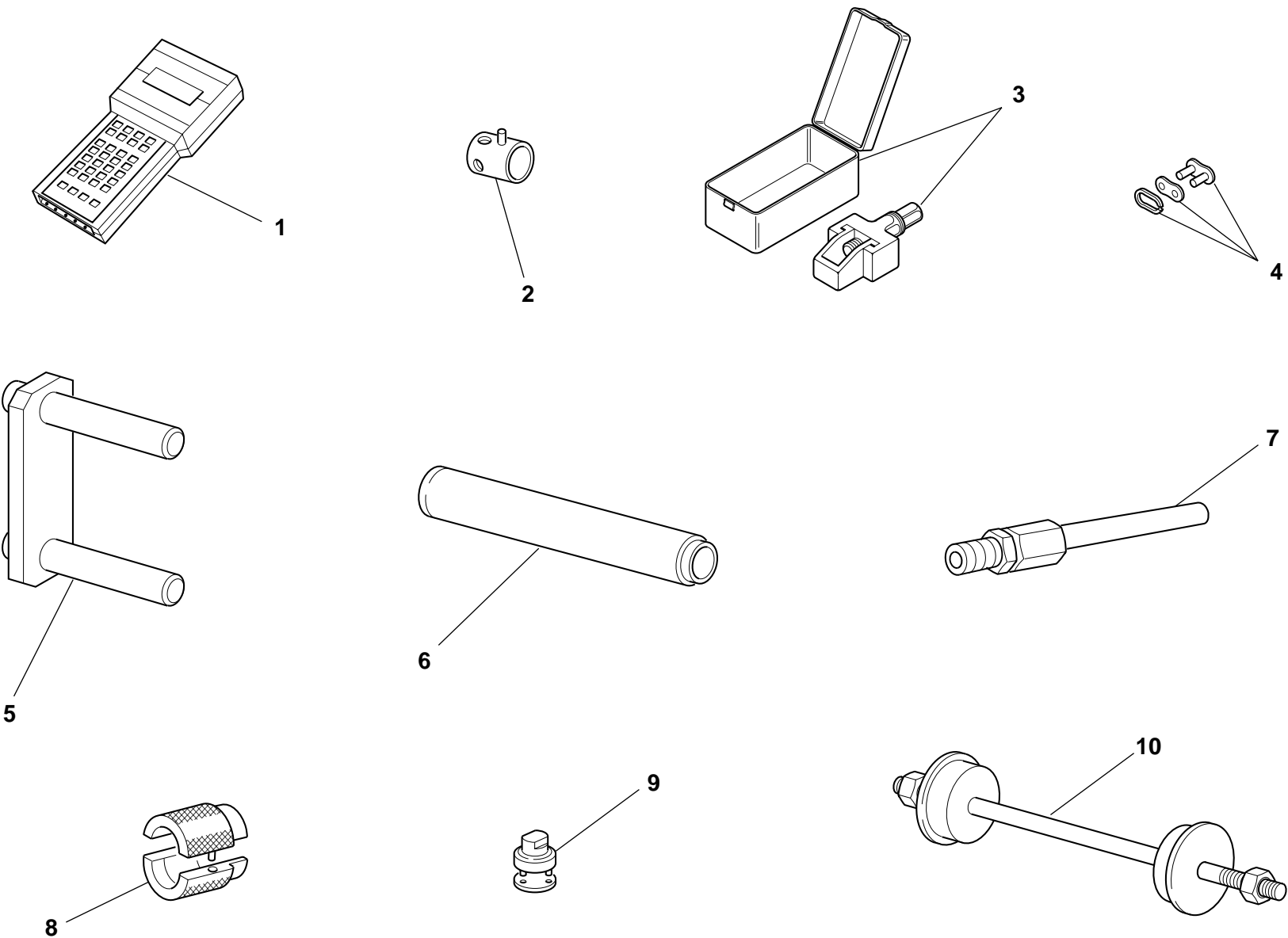
CATALOGUE No:  
ISSUED:

915.1.174.1A  
09 - 02

DRAWING

**001a**


WORKSHOP SPECIAL TOOLS



DRAWING

**001a**

**WORKSHOP SPECIAL TOOLS**

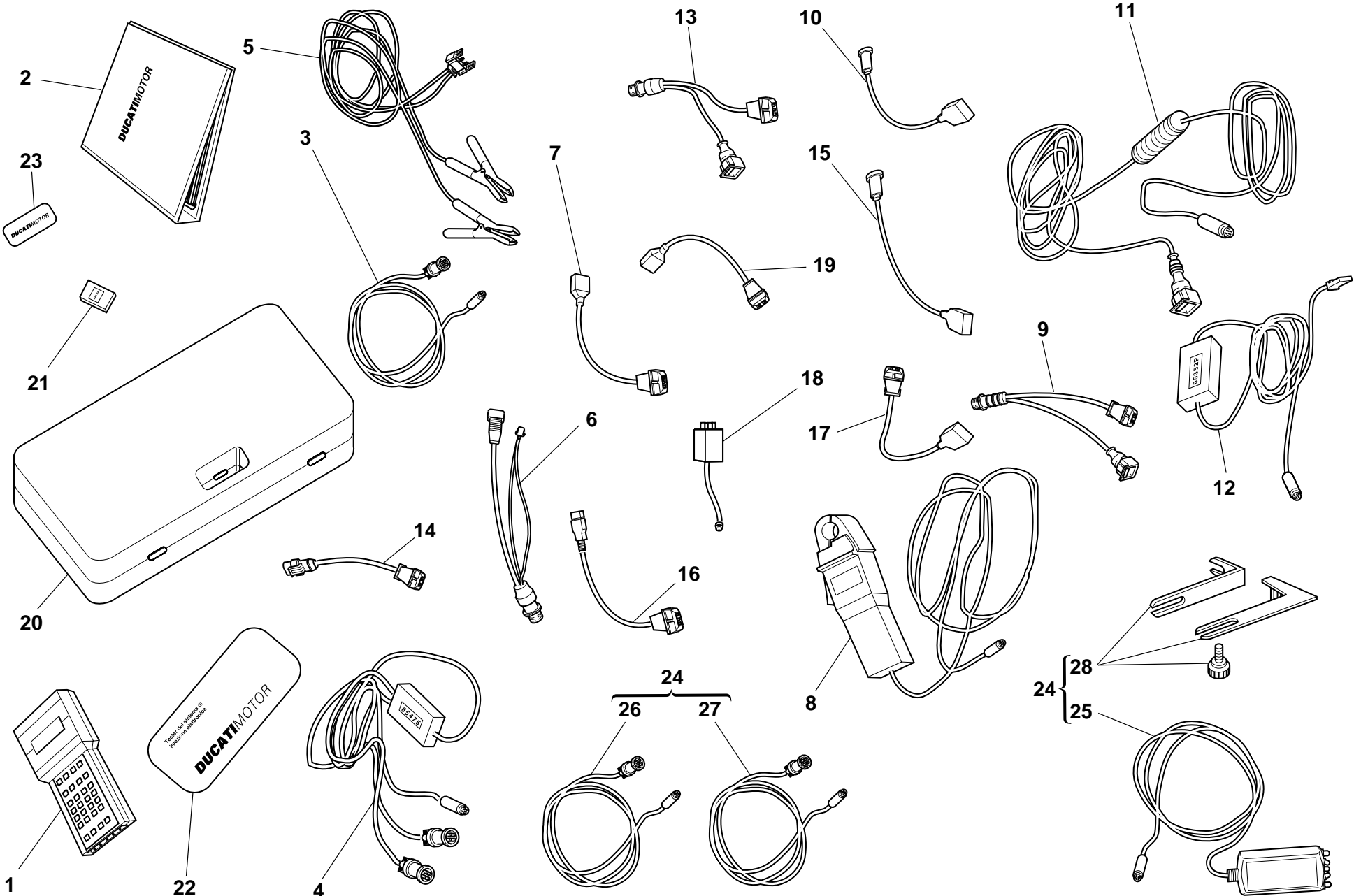
NOTES	NO.	CODE NO.	DESCRIPTION	VALIDITY	Q.TY	
I	1	88765.1236	Check intrument		1	
GB	1	88765.1237	Check intrument		1	
D	1	88765.1238	Check intrument		1	
F	1	88765.1239	Check intrument		1	
E	1	88765.1240	Check intrument		1	
	2	8000.70139	Wrench for front wheel spindle		1	
	3	88713.1344	Tool for assembling chain		1	
	4	677.4.003.1A	Coupling		1	
	5	88713.1515	Frame/engine mount		1	
	6	88713.1072	Stopper for driving the half bearing of the steering head base		1	
	7	88713.1010	Union for exhaust gas suction		1	
	8	88713.1096	Tool for overhauling SHOWA forks - assembling seal ring		1	
	9	88713.1058	Wrench for assembling the steering head cap		1	
	10	88713.1062	Tool for assembling the steering head bearings		1	

NOTES	NO.	CODE NO.	DESCRIPTION	VALIDITY	Q.TY	
-------	-----	----------	-------------	----------	------	---

DRAWING

001b


DIAGNOSIS TESTER MATHESIS



DRAWING

001b

DIAGNOSIS TESTER MATHESIS


NOTES	NO.	CODE NO.	DESCRIPTION	VALIDITY	Q.TY	
	1	88765.1126Z	Bare Mathesis		1	
	2	914.7.023.1A	Italian manual		1	
	2	914.7.023.1B	English manual		1	
	2	914.7.023.1C	German manual		1	
	2	914.7.023.1D	Franch manual		1	
	2	914.7.023.1E	Spanish manual		1	
	3	88765.1126R	Main cable Mathesis		1	
	4	88765.1126A	Pickup Control cable		1	
	5	88765.1126Q	Battery mains cable		1	
	6	88765.1126	Mains cable adapter for self diagnosis		1	
	7	88765.1126N	Sensor for absolute pressure sampling		1	
	8	88765.1126V	Amperometer plier		1	
	9	88765.1126E	Adapter for 3 wires Pickup test cable		1	
	10	88765.1126P	Sensor for air temperature sampling		1	
	11	88765.1126C	Cable for potentiometer adjustment		1	
	12	88765.1126B	Test cable and speed indicator adjustment		1	
	13	88765.1126F	Adapter for 2 wires Pickup test cable		1	
	14	88765.1126D	Adapter for potentiometer adjustment		1	
	15	552.4.028.1A	Sensor for small throttle potentiometer sampling		1	
	16	88765.1126H	Sensor for throttle potentiomer sampling		1	
	17	88765.1126G	Sensor for air/water temperature sampling		1	
	18	88765.1126M	Sfety remote switch		1	
	19	88765.1126L	2 Wires sampling Pickup sensor		1	
	20	88765.1126U	Case with sponge		1	
	21	88765.1073	Italian memory card		1	
	21	88765.1074	English memory card		1	
	21	88765.1075	German memory card		1	

CATALOGUE No:

ISSUED:

915.1.174.1A

09 - 02

NOTES	NO.	CODE NO.	DESCRIPTION	VALIDITY	Q.TY	
	21	88765.1076	French memory card		1	
	21	88765.1077	Spanish memory card		1	
	22	88765.1126S	DUCATI sticker for case		1	
	23	88765.1126T	DUCATI sticker RH/LH side		1	
	24	88765.1369A	Belt tensioning kit		1	
GB	24	88765.1369B	Belt tensioning kit		1	
D	24	88765.1369C	Belt tensioning kit		1	
F	24	88765.1369D	Belt tensioning kit		1	
E	24	88765.1369E	Belt tensioning kit		1	
	25	88765.1371	Sensor		1	
	26	88765.1372	Main cable		1	
	27	88765.1373	Cable extension		1	
	28	88765.1374	Bracket		1	

CATALOGUE No:

ISSUED:

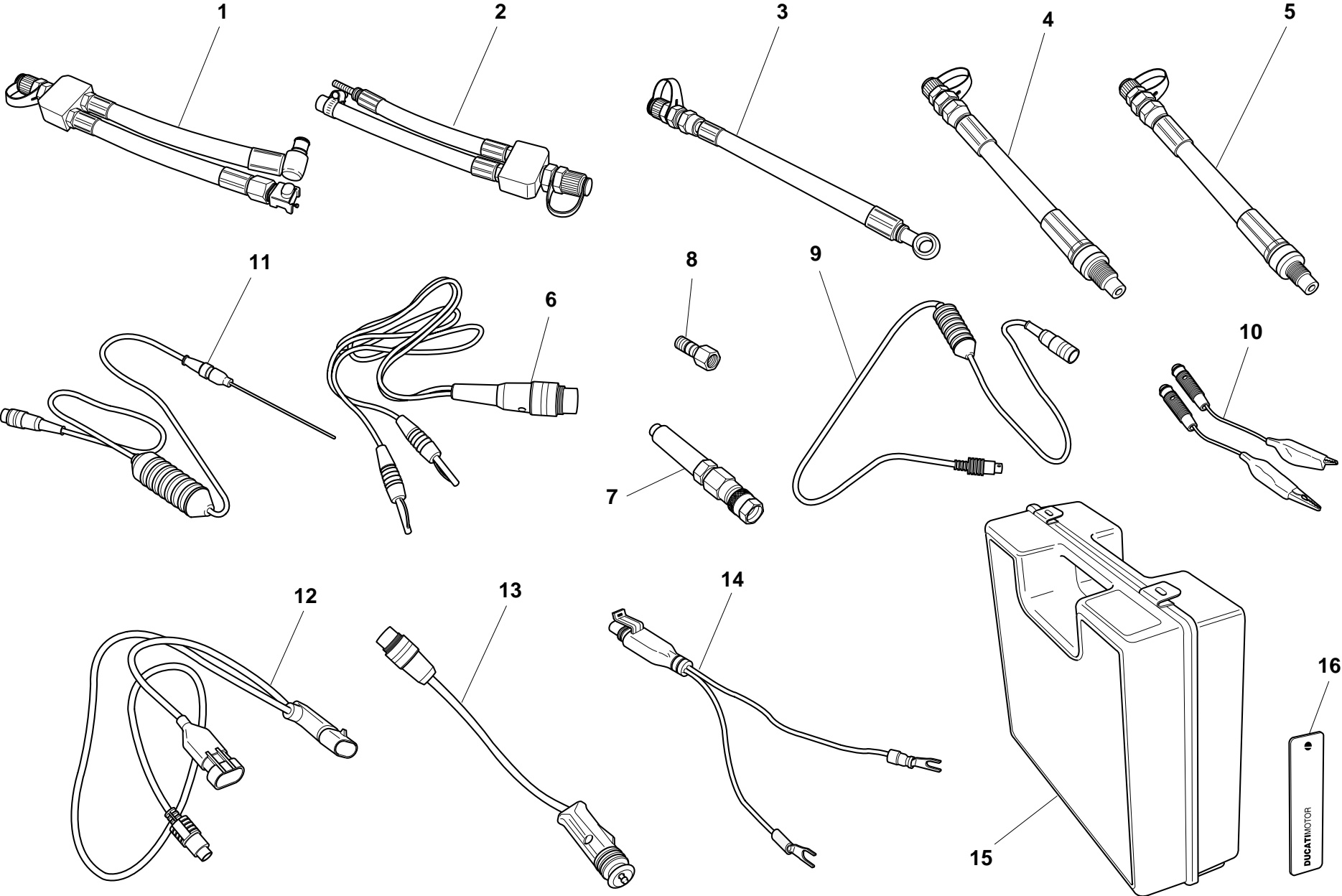
915.1.174.1A

09 - 02

DRAWING

**001c**


WORKSHOP SPECIAL TOOLS



DRAWING

001c

WORKSHOP SPECIAL TOOLS

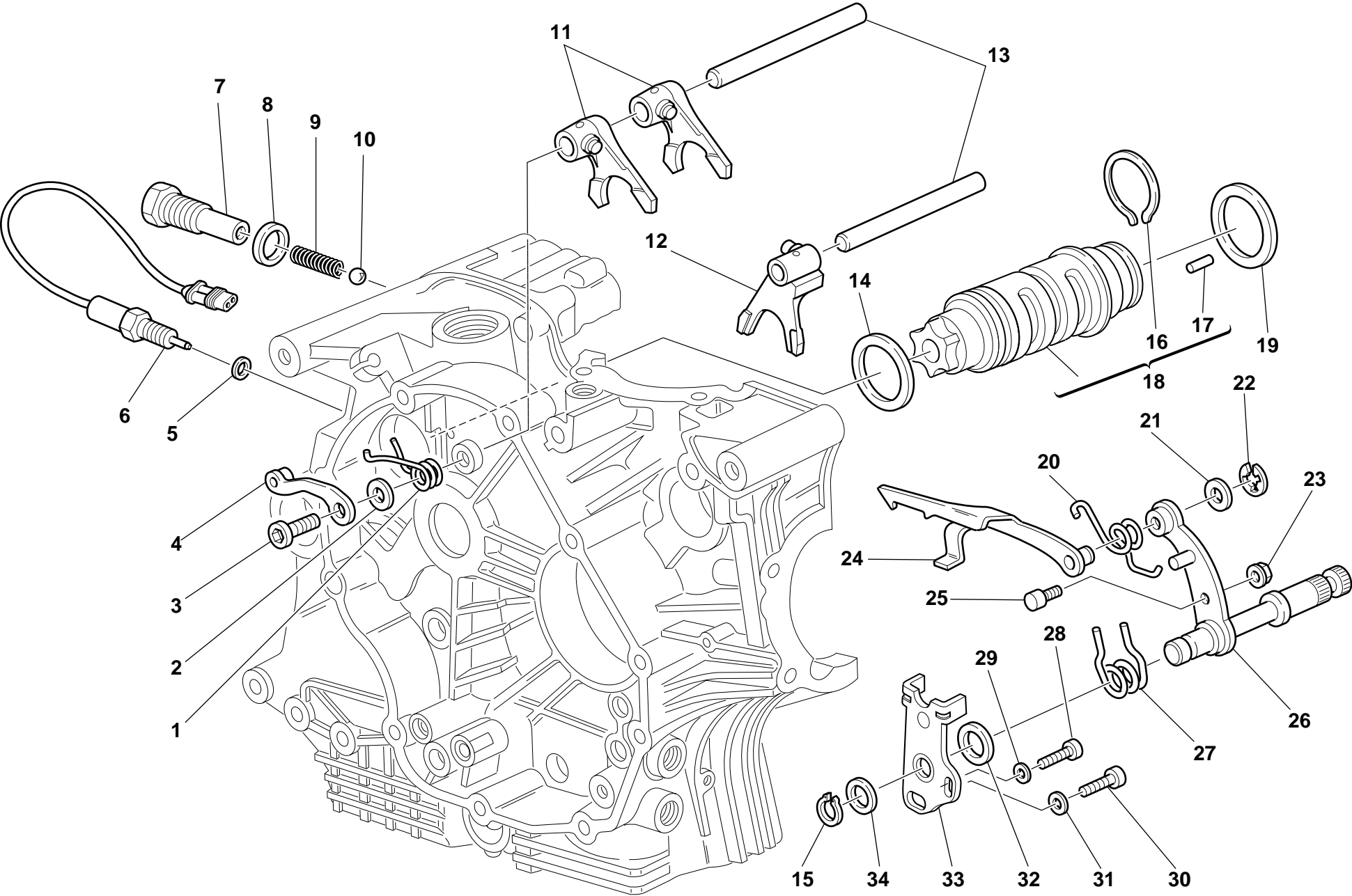
NOTES	NO.	CODE NO.	DESCRIPTION	VALIDITY	Q.TY	
	-	88765.1241	Check intrument		1	
GB	-	88765.1242	Check intrument		1	
D	-	88765.1243	Check intrument		1	
F	-	88765.1244	Check intrument		1	
E	-	88765.1245	Check intrument		1	
	1	590.1.189.1A	Fuel pressure line HS.		1	
	2	590.1.190.1A	Fuel pressure line ST/SS/M.		1	
	3	875.1.065.1A	Oil pressure line		1	
	4	552.1.037.1A	Fitting - cylinder compression M12		1	
	5	552.1.038.1A	Fitting - cylinder compression M10		1	
	6	514.1.037.1A	Cable Volt PF DUC 21		1	
	7	552.1.039.1A	Pressure sensor		1	
	8	814.1.114.1A	Oil pressure fitting		1	
	9	514.1.032.1A	Cable for supplementary tests		1	
	10	514.1.035.1A	Red clamp cable		1	
	10	514.1.036.1A	Black clamp cable		1	
	11	552.1.040.1A	Temperature probe		1	
	12	514.1.034.1A	Main cable PF A621		1	
	13	514.1.033.1A	Electric lighter connection adapter (ST)		1	
	14	514.1.038.1A	Battery connection adapter		1	
	15	698.1.033.1A	Red case with sponge rubber		1	
	16	88765.1126T	DUCATI sticker RH/LH side		2	

NOTES	NO.	CODE NO.	DESCRIPTION	VALIDITY	Q.TY	
-------	-----	----------	-------------	----------	------	---

DRAWING

**002**

GEARCHANGE



DRAWING


002

GEARCHANGE

NOTES	NO.	CODE NO.	DESCRIPTION	VALIDITY	Q.TY	
	1	799.1.049.1A	Return spring		1	
	2	852.1.053.1A	Washer		1	
	3	779.1.039.1A	Special screw		1	
	4	455.2.003.1A	Gear stopper assembly		1	
	5	420.2.001.0A	Gasket th.1		1	
	6	539.1.021.1A	Switch		1	
	7	779.1.203.1A	Push rod holder		1	
	8	0272.91.090	Gasket		1	
	9	0660.13.143	Gear selector spring		1	
	10	76835.1134	Ball		1	
	11	180.1.001.1A	1st,4th-2nd,3rd gear selector fork		2	
	12	180.1.002.1A	5th,6th gear selector fork		1	
	13	0660.13.070	Fork pin		2	
	14	852.1.005.1A	Shim th. 1		1	
	15	73500.1542	Circlip		1	
	16	882.1.006.1A	Needle retaining ring (square cross-section)		1	
	17	821.1.070.1A	Special roller (square cross-section)		6	
	18	182.2.018.1A	Complete gearbox drum		1	
	19	0660.13.060	Shim th. 1		1	
	19	852.1.094.1A	Shim th. 0.9		1	
	20	799.1.025.1A	Fork return spring		1	
	21	0400.09.050	Shim th. 0.5		1	
	21	0765.92.205	Shim th. 0.2		2	
	22	0214.07.350	Ring		1	
	23	750.5.001.1A	Nut		1	
	24	180.1.008.1A	Gearbox drum control fork		1	
	25	0660.13.165	Gearchange lever pin		1	

CATALOGUE No:  
ISSUED:

915.1.174.1A  
09 - 02

NOTES	NO.	CODE NO.	DESCRIPTION	VALIDITY	Q.TY	
	26	821.1.001.1A	Pin with gearchange lever		1	
	27	0799.13.110	Gearchange lever return spring		1	
	28	60N102509	Screw		1	
	29	462.3.003.8A	Washer		1	
	30	60N102555	Screw		1	
	31	462.3.003.7A	Washer		1	
	32	881.1.012.1A	Centering ring		1	
	33	826.1.009.1A	Stopper plate		1	
	34	0400.29.125	Shim th. 0.2		2	
	34	0400.29.126	Shim th. 0.5		1	

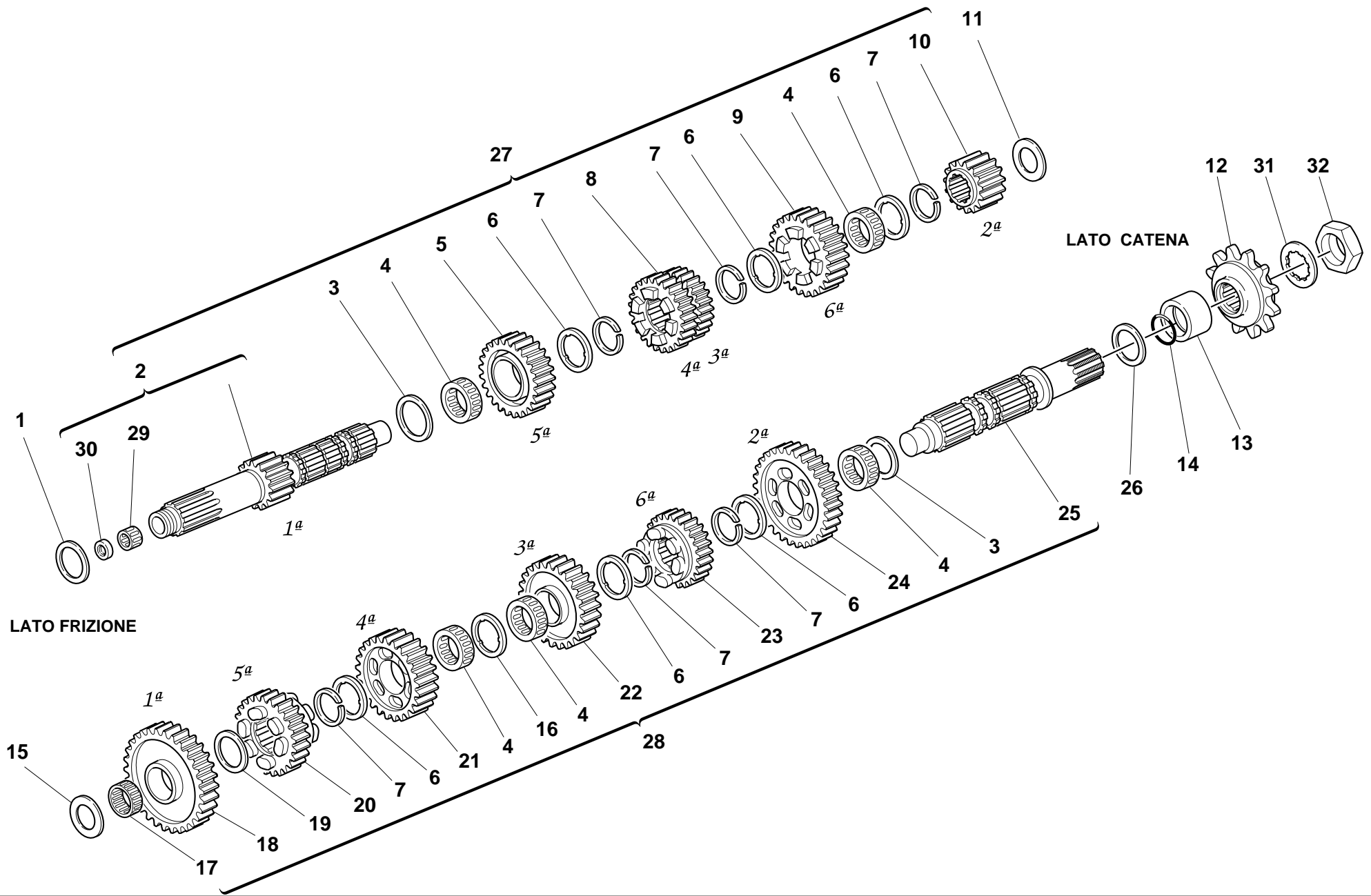
CATALOGUE No:  
ISSUED:

915.1.174.1A  
09 - 02

DRAWING

003


GEAR-BOX



DRAWING

003

GEAR-BOX


NOTES	NO.	CODE NO.	DESCRIPTION	VALIDITY	Q.TY	
	1	0251.47.050	Shim th. 1		1	
	1	0251.47.054	Shim th. 1.2		1	
	1	852.1.108.1AH	Shim th. 0.9		1	
	1	852.1.108.1AL	Shim th. 1,1		1	
	1	852.1.108.1AN	Shim th. 1,3		1	
	2	150.2.006.1A	Gearbox main shaft		1	
	3	0670.16.150	Shim th. 0.5		2	
	4	701.4.005.1A	Needle bearing		5	
	5	172.1.004.1A	Driving gear 5th sp.		1	
	6	856.1.001.1A	Grooved washer th. 0.5		6	
	7	0670.16.145	Snap ring		6	
	8	172.1.003.1A	Driving gear 3rd/4th sp.		1	
	9	172.1.005.1A	Driving gear 6th sp.		1	
	10	172.1.002.1B	Driving gear 2nd sp.		1	
	11	0670.16.163	Shim th. 1.8		1	
	11	0670.16.164	Shim th. 2		1	
	11	713.1.014.1A	Shim th. 1.5		1	
	11	713.1.014.1B	Shim th. 1.7		1	
	11	713.1.014.1E	Shim th. 1.6		1	
	11	713.1.014.1F	Shim th. 1.9		1	
	12	449.1.045.1A	Front sprocket w/rubber protection Z=15		1	
	13	713.1.157.1A	Spacer		1	
	14	930.4.023.1A	O-ring		1	
	15	0670.16.164	Shim th. 2		1	
	15	0670.16.165	Shim th. 2.2		1	
	15	0670.16.184	Shim th. 1		1	
	15	0670.16.185	Shim th. 1.2		1	

CATALOGUE No:

ISSUED:

915.1.174.1A

09 - 02

NOTES	NO.	CODE NO.	DESCRIPTION	VALIDITY	Q.TY	
	15	713.1.011.1A	Shim th. 2.3		1	
	15	713.1.014.1A	Shim th. 1.5		1	
	15	713.1.014.1E	Shim th. 1.6		1	
	16	856.1.031.1A	Grooved washer th. 0.5		1	
	17	76402.0002	Needle bearing		1	
	18	172.1.006.1B	Driven gear 1st sp.		1	
	19	0670.16.155	Shim th. 1		1	
	20	172.1.010.1A	Driven gear 5th sp.		1	
	21	172.1.009.1A	Driven gear 4th sp.		1	
	22	172.1.008.1A	Driven gear 3rd sp.		1	
	23	172.1.011.1A	Driven gear 6th sp.		1	
	24	172.1.007.1B	Driven gear 2nd sp.		1	
	25	149.1.032.3A	Gearbox lay shaft		1	
	26	0670.16.170	Shim th. 0.8		1	
	26	0670.16.171	Shim th. 1		1	
	26	852.1.105.1AB	Shim th. 0.9		1	
	26	852.1.105.1AD	Shim th. 1,1		1	
	26	852.1.105.1AG	Shim th. 0.7		1	
	27	150.2.005.1A	Complete main shaft		1	
	28	150.2.063.1A	Gearbox lay shaft		1	
	29	76270.0827	Needle bearing		1	
	30	93783.0812	Seal ring		1	
	31	851.1.004.1A	Lock washer		1	
	32	750.1.007.1A	Nut		1	

CATALOGUE No:

ISSUED:

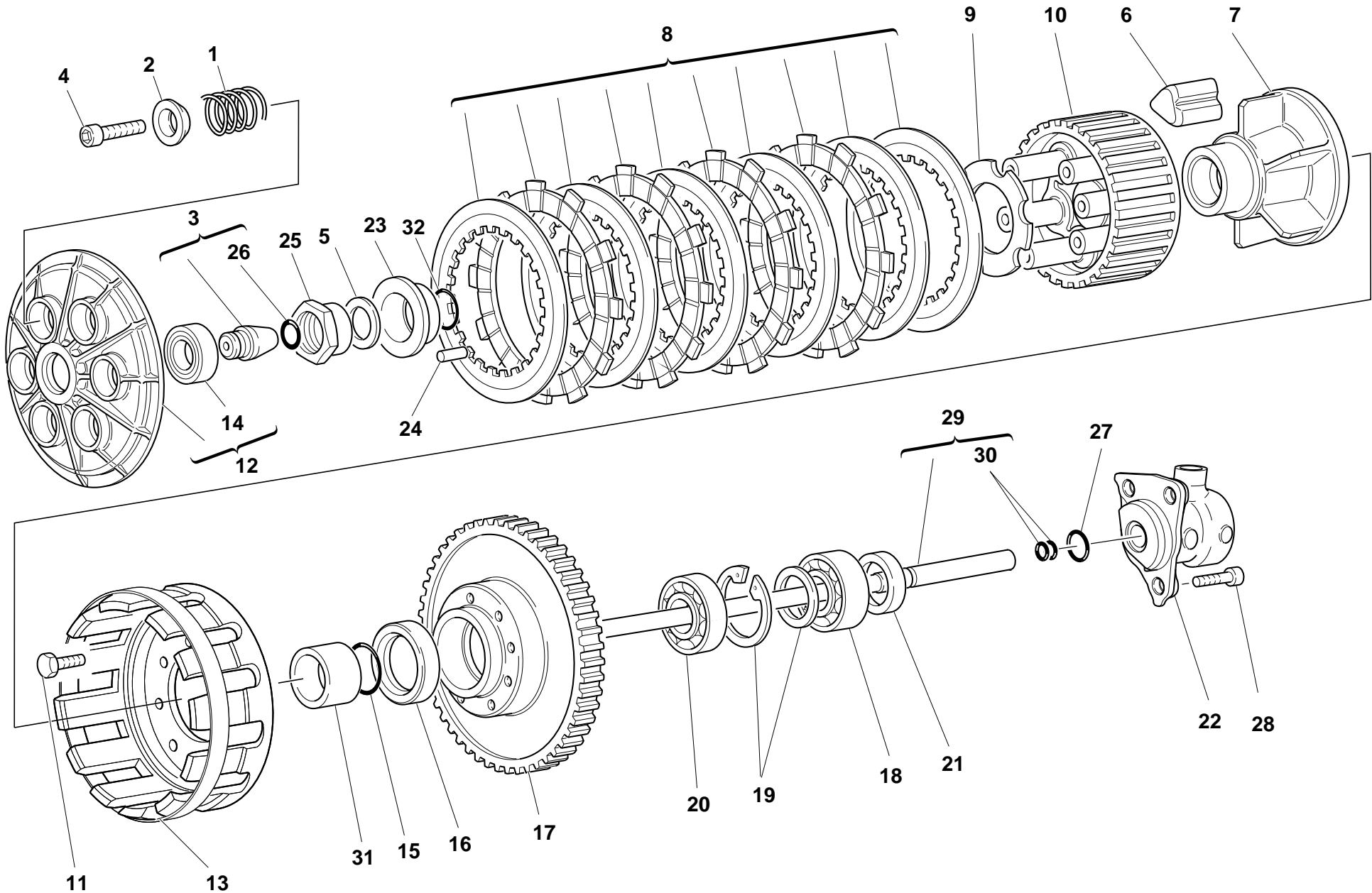
915.1.174.1A

09 - 02

DRAWING

004

CLUTCH



DRAWING

004

CLUTCH


NOTES	NO.	CODE NO.	DESCRIPTION	VALIDITY	Q.TY	
	1	0659.16.555	Clutch spring		6	
	2	841.1.002.2A	Retainer		6	
	3	818.2.009.1A	Clutch control pin		1	
	4	771.5.043.2B	Screw		6	
	5	851.4.001.1A	Lock washer		1	
	6	764.1.003.1B	Rubber pad		12	
	7	162.1.001.1B	Plate holder hub		1	
	8	190.2.011.1A	Clutch plates set		1	
	9	851.1.001.1B	Lock washer		1	
	10	196.1.001.2B	Clutch drum		1	
	11	70610.8120	Screw		8	
	12	194.2.001.1B	Pressure plate		1	
	13	198.1.029.1A	Clutch housing		1	
	14	702.5.016.1A	Bearing		1	
	15	463.2.053.7A	O-ring		1	
	16	930.4.035.1A	Seal ring		1	
	17	170.2.020.1B	Clutch/crankshaft gears pair		1	
	18	75113.2566	Bearing		1	
	19	881.2.001.1A	Circlip - spacer		1	
	20	702.4.017.1A	Bearing		1	
	21	0660.16.145	Spacer		1	
	22	195.4.003.1A	Piston assembly		1	
	23	710.1.002.1A	Bush		1	
	24	74224.0570	Pin		1	
	25	750.1.002.1B	Nut		1	
	26	0400.17.030	O-ring		1	
	27	886.4.043.1A	O-ring		1	

CATALOGUE No:

ISSUED:

915.1.174.1A

09 - 02

NOTES	NO.	CODE NO.	DESCRIPTION	VALIDITY	Q.TY	
	28	60N107335	Screw		3	
	29	117.2.006.1A	Clutch control rod		1	
	30	93823.2018	O-ring		2	
	31	713.1.012.1B	Spacer		1	
	32	93823.0128	O-ring		1	

CATALOGUE No:

ISSUED:

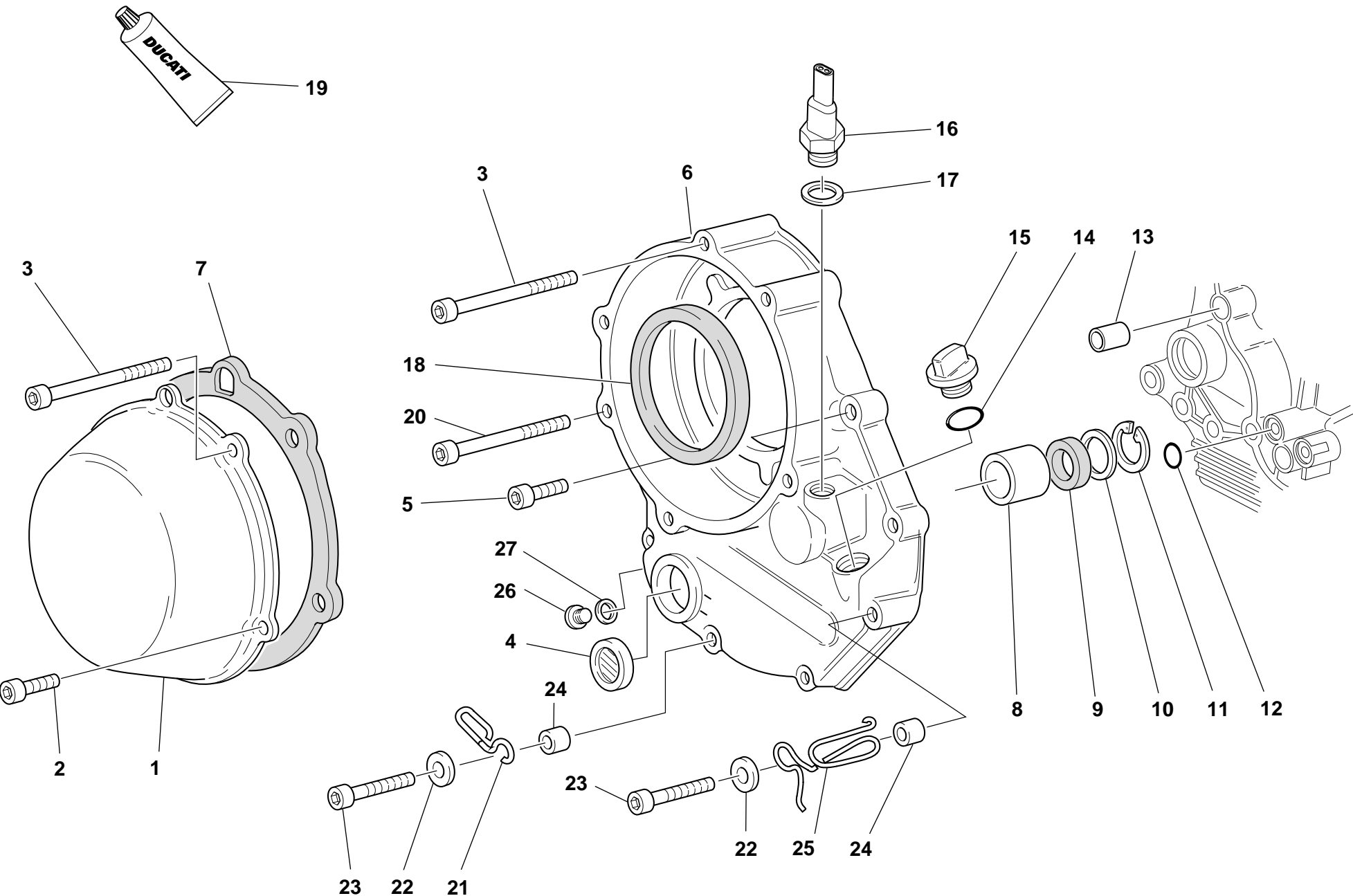
915.1.174.1A

09 - 02

DRAWING

005

CLUTCH COVER



DRAWING

005

CLUTCH COVER

NOTES	NO.	CODE NO.	DESCRIPTION	VALIDITY	Q.TY	
	1	243.1.025.1AD	Clutch protection cover		1	
	2	771.5.067.2B	Screw		2	
	3	771.5.079.2B	Screw		3	
	4	254.4.001.1A	Oil level sight glass		1	
	5	60N102510	Screw		4	
	6	243.2.004.1BB	Cover clutch side		1	
	7	788.1.052.1A	Clutch cover gasket		1	
	8	0665.49.680	Bush		1	
	9	93784.2030	Seal ring		1	
	10	852.1.008.1A	Shim th. 0.5		1	
	11	73503.3075	Circlip		1	
	12	93827.0114	O-ring		1	
	13	0400.49.240	Locating bush		1	
	14	93823.2082	O-ring		1	
	15	893.1.005.1A	Cap		1	
	16	539.4.030.1A	Switch		1	
	17	0150.70.120	Gasket th.2		1	
	18	930.4.034.1A	Ring		1	
	19	94247.0014	Fluid sealant		1	
	20	771.5.078.2B	Screw		1	
	21	829.1.073.3A	Holder		1	
	22	734306N01	Washer		2	
	23	771.5.072.2B	Screw		2	
	24	0675.49.540	Spacer		2	
	25	881.1.030.1A	Holder		1	
	26	780.1.005.1A	Cap		1	
	27	420.2.001.0A	Gasket th.1		1	

CATALOGUE No:

ISSUED:

915.1.174.1A

09 - 02

NOTES	NO.	CODE NO.	DESCRIPTION	VALIDITY	Q.TY	
-------	-----	----------	-------------	----------	------	---

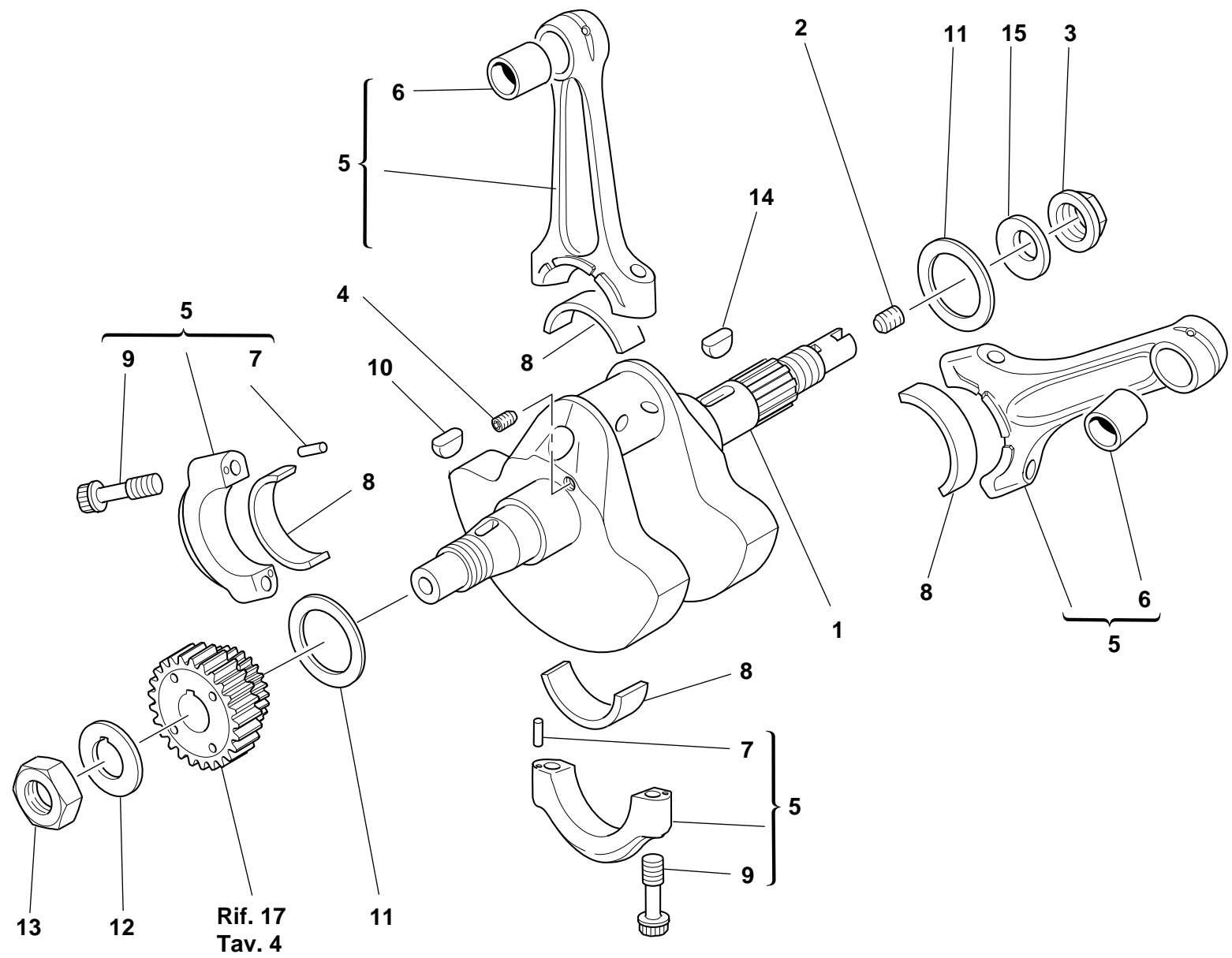
CATALOGUE No:

ISSUED:

915.1.174.1A

09 - 02

DRAWING **006** CRANKSHAFT



DRAWING

006

CRANKSHAFT


NOTES	NO.	CODE NO.	DESCRIPTION	VALIDITY	Q.TY	
	1	146.2.091.1A	Crankshaft (items 2-3-4 included)		1	
	2	779.1.109.1A	Special screw		1	
	3	750.1.012.2A	Nut		1	
	4	72121.2106	Threaded dowel		1	
	5	158.2.012.1A	Connecting rods pair		1	
	6	711.1.007.1A	Bush		2	
	7	74224.0570	Pin		4	
	8	112.1.026.1AA	Half-bearing (RED)		4	
	8	112.1.026.1AB	Half-bearing (BLUE)		4	
	9	779.1.007.2A	Special screw		4	
	10	74172.1008	Woodruff key		1	
	11	852.1.104.1A	Shim th. 1.9		2	
	11	852.1.104.1B	Shim th. 1.95		2	
	11	852.1.104.1C	Shim th. 2		2	
	11	852.1.104.1D	Shim th. 2,05		2	
	11	852.1.104.1E	Shim th. 2,1		2	
	11	852.1.104.1F	Shim th. 2,15		2	
	11	852.1.104.1G	Shim th. 2.2		2	
	11	852.1.104.1H	Shim th. 2.25		2	
	11	852.1.104.1I	Shim th. 2.3		2	
	11	852.1.104.1J	Shim th. 2.35		2	
	11	852.1.104.1K	Shim th. 2,4		2	
	11	852.1.104.1L	Shim th. 2,45		2	
	11	852.1.104.1M	Shim th. 2.5		2	
	11	852.1.104.1N	Shim th. 2.55		2	
	12	0619.47.030	Lock washer		1	
	13	0660.47.040	Nut		1	

CATALOGUE No:

ISSUED:

915.1.174.1A

09 - 02

NOTES	NO.	CODE NO.	DESCRIPTION	VALIDITY	Q.TY	
	14	0755.29.025	Woodruff key		1	
	15	799.1.051.2A	Spring washer		1	

CATALOGUE No:

ISSUED:

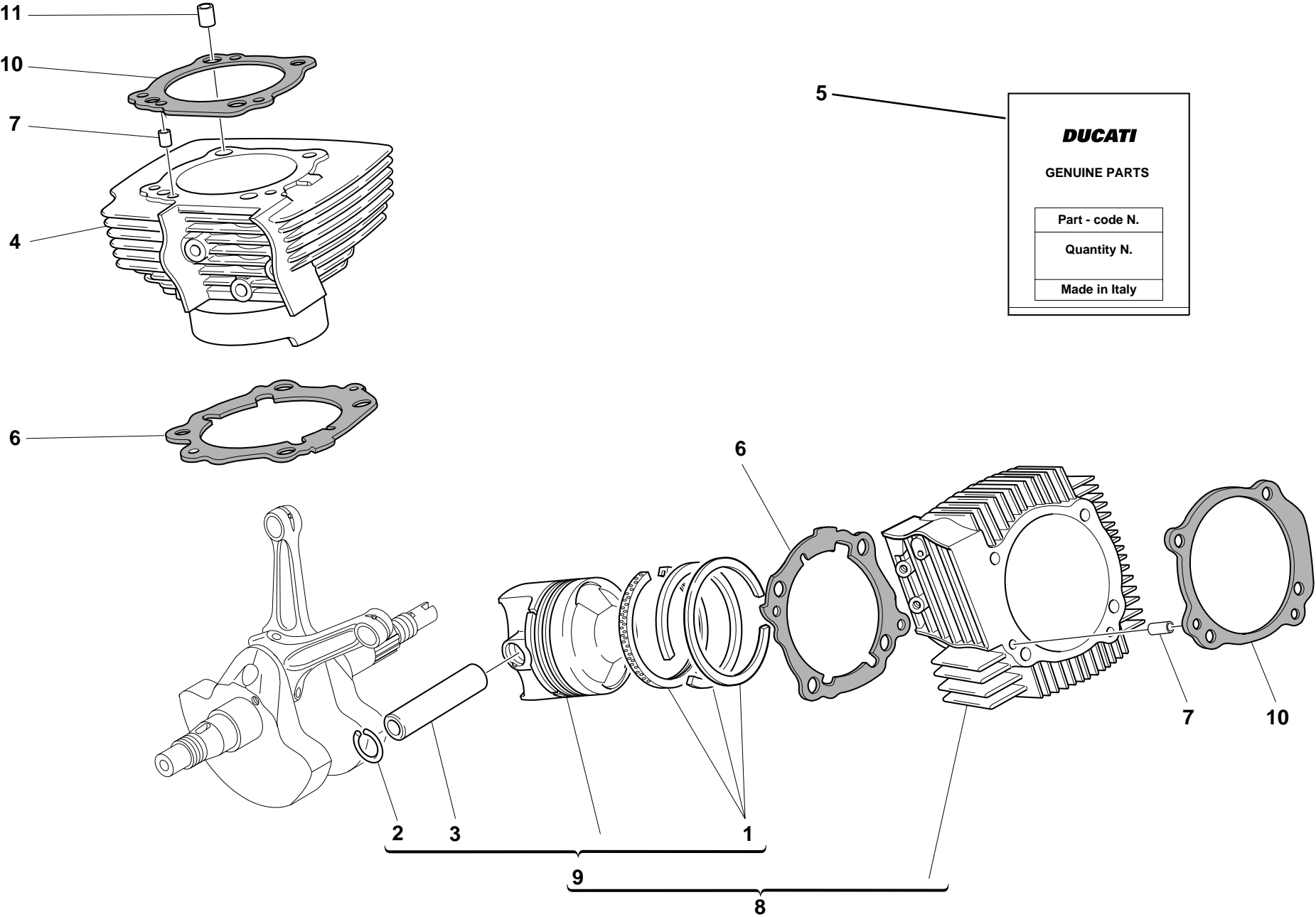
915.1.174.1A

09 - 02

DRAWING

007


CYLINDERS - PISTONS



DRAWING

007

CYLINDERS - PISTONS

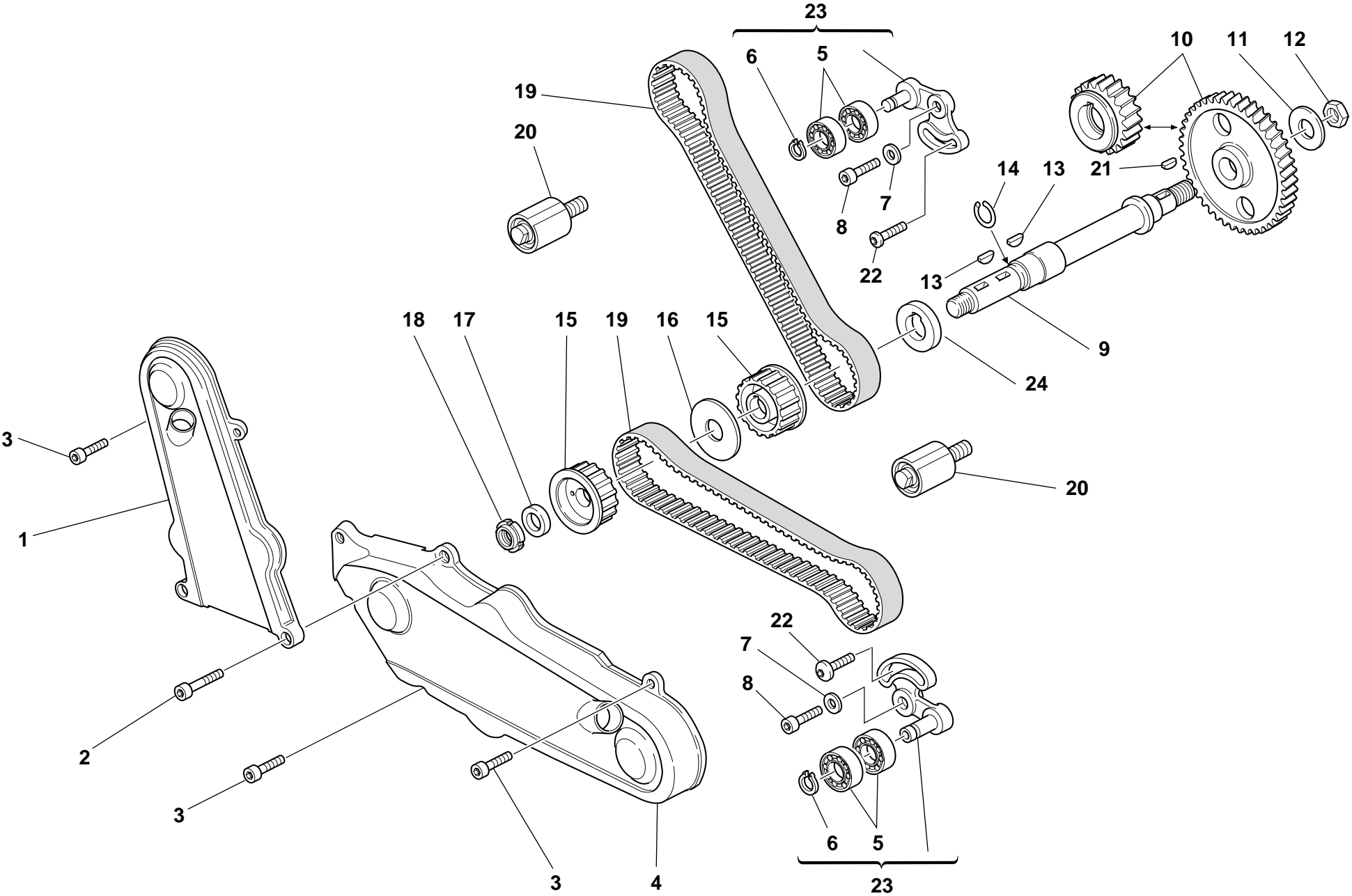
NOTES	NO.	CODE NO.	DESCRIPTION	VALIDITY	Q.TY	
	1	121.2.033.1A	Piston rings set		2	
	2	884.4.011.1A	Piston pin circlip		4	
	3	121.1.127.1A	Piston pin		2	
	4	120.2.081.2A	Vertical cylinder-piston fit		1	
	5	791.2.026.1A	Head-cylinder gaskets set		1	
	6	786.1.063.1A	Cylinder-crankcase gasket th. 0.4		2	
	7	0755.17.125	Bush		2	
	8	120.2.080.2A	Horizontal cylinder-piston fit		1	
	9	122.2.087.1A	Complete piston		2	
	10	786.1.064.1A	Head-cylinder gasket		2	
	11	711.1.126.1A	Bush		4	

NOTES	NO.	CODE NO.	DESCRIPTION	VALIDITY	Q.TY	
-------	-----	----------	-------------	----------	------	---

DRAWING

008

TIMING



DRAWING

008

TIMING

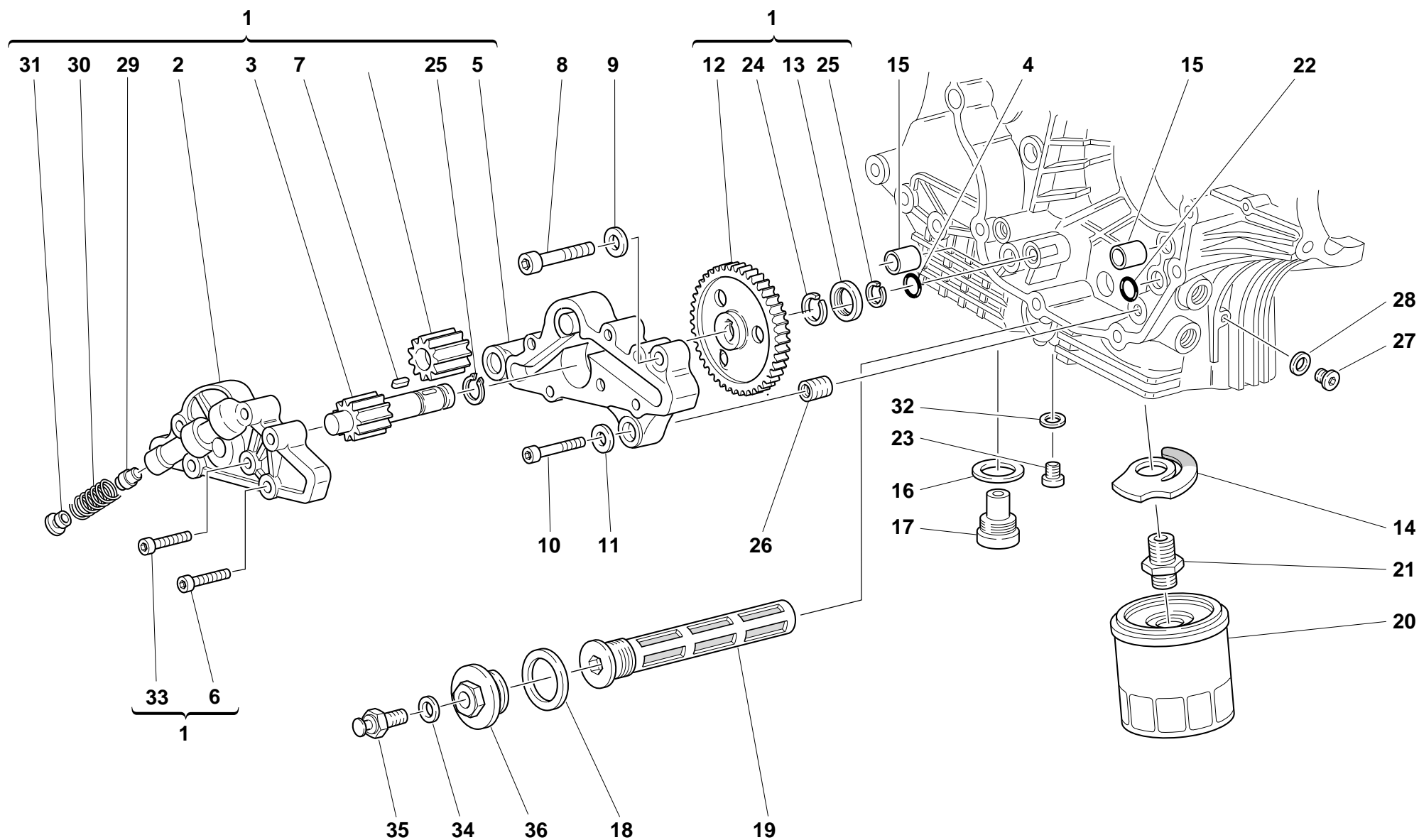
NOTES	NO.	CODE NO.	DESCRIPTION	VALIDITY	Q.TY	
	1	245.1.032.1A	Vertical timing belt cover		1	
	2	771.5.072.2B	Screw		2	
	3	60N107335	Screw		5	
	4	245.1.033.1A	Horizontal timing belt cover		1	
	5	75166.1238	Bearing		4	
	6	0214.07.350	Ring		2	
	7	462.3.003.7A	Washer		2	
	8	60N102555	Screw		2	
	9	147.1.026.1A	Lay shaft		1	
	10	171.2.020.2B	Timing gears pair		1	
	11	851.1.013.1A	Lock washer		1	
	12	0124.40.060	Hexagon nut		1	
	13	74172.1008	Woodruff key		2	
	14	882.1.003.1A	Snap ring		1	
	15	255.1.023.1A	Timing belt roller		2	
	16	856.1.002.1A	Belt roller separating washer sp. 2		1	
	17	716.1.099.1A	Spacer		1	
	18	72944.1542	Elastic-stop ring nut		1	
	19	737.4.021.1A	Timing drive toothed belt		2	
	20	451.1.025.1A	Fixed tensioner assembly		2	
	21	0755.29.025	Woodruff key		2	
	22	772.1.010.2A	Screw		2	
	23	451.2.006.1A	Complete vertical cylinder tensioner roller		2	
	24	716.1.073.2A	Spacer		1	

NOTES	NO.	CODE NO.	DESCRIPTION	VALIDITY	Q.TY	
-------	-----	----------	-------------	----------	------	---

DRAWING

009

## FILTERS AND OIL PUMP



DRAWING

009

FILTERS AND OIL PUMP


NOTES	NO.	CODE NO.	DESCRIPTION	VALIDITY	Q.TY	
	1	174.2.025.3A	Complete oil pump		1	
	2	247.1.104.1A	Pump cover		1	
	3	174.1.002.1A	Pump driving gear		1	
	4	886.4.037.1A	O-ring		1	
	5	250.2.030.3A	Pump body		1	
	6	779.5.020.1A	Screw		3	
	7	680.1.001.1B	Woodruff key		1	
	8	771.5.129.2B	Screw		2	
	9	462.4.037.8A	Spring washer		2	
	10	60N102510	Screw		1	
	11	462.4.037.6A	Spring washer		1	
	12	174.1.025.1A	Pump drive gear		1	
	13	710.1.001.1A	Bush		1	
	14	799.2.077.2A	Bypass spring		1	
	15	0759.49.280	Locating bush		2	
	16	220.3.208.3A	Gasket		1	
	17	0660.49.053	Oil drain plug with magnet		1	
	18	852.5.005.1A	Gasket th.1,5		1	
	19	894.2.009.1A	Oil filter		1	
	20	444.4.003.4A	Oil filter cartridge		1	
	21	0670.49.910	Nipple		1	
	22	93827.0114	O-ring		1	
	23	779.1.198.1A	Cap		1	
	24	76267.0012	Snap ring		1	
	25	73500.1237	Circlip		2	
	26	0670.49.310	Reduction bush		1	
	27	779.1.162.1A	Cap		1	

CATALOGUE No:

ISSUED:

915.1.174.1A

09 - 02

NOTES	NO.	CODE NO.	DESCRIPTION	VALIDITY	Q.TY	
	28	0150.70.120	Gasket th.2		1	
	29	593.1.018.1A	Bypass valve		1	
	30	799.1.055.1A	Bypass spring		1	
	31	780.1.018.1A	Bypass cap		1	
	32	852.1.120.1A	Aluminium gasket		1	
	33	779.5.019.1A	Screw		3	
	34	420.2.001.0A	Gasket th.1		1	
	35	552.4.004.2A	Thermistor		1	
	36	873.1.039.1A	Cap		1	

CATALOGUE No:

ISSUED:

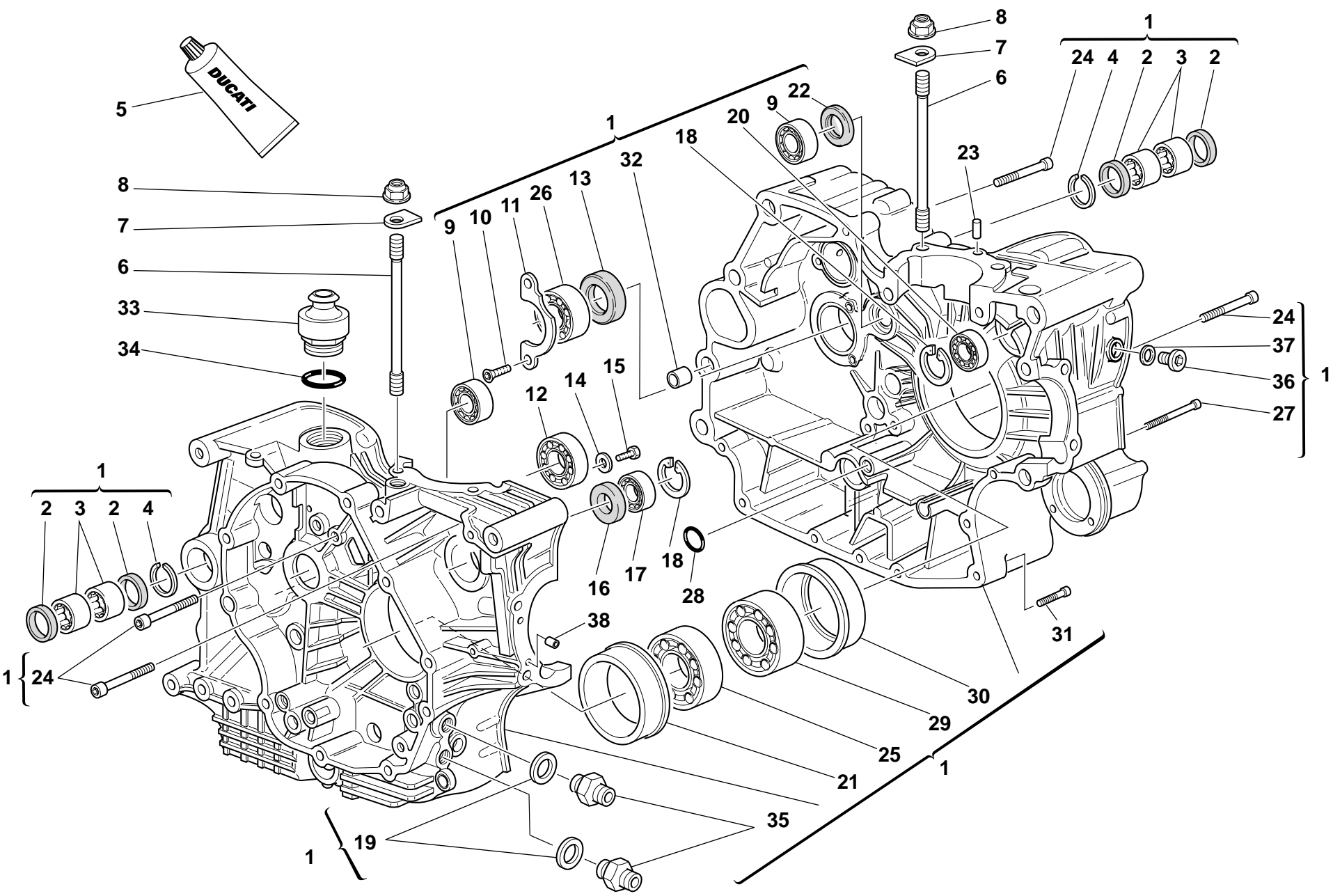
915.1.174.1A

09 - 02

DRAWING

010

HALF CRANKCASES



DRAWING

010

HALF CRANKCASES


NOTES	NO.	CODE NO.	DESCRIPTION	VALIDITY	Q.TY	
	1	225.2.061.1A	Complete half-crankcases pair		1	
	2	0755.49.265	Seal ring		4	
	3	76400.0004	Needle bearing		4	
	4	76266.2668	Snap ring		2	
	5	94247.0014	Fluid sealant		1	
	6	766.1.001.2B	Stud bolt for fastening head cylinder		8	
	7	856.1.024.1A	Special washer		8	
	8	0670.92.010	Nut		8	
	9	75791.1747	Bearing		2	
	10	72094.1616	Screw		2	
	11	826.1.012.1A	Keep plate		1	
	12	702.5.019.1A	Bearing		1	
	13	930.4.022.1A	Seal ring		1	
	14	713.1.140.1A	Spacer		2	
	15	60N101079	Screw		2	
	16	93785.1830	Seal ring		1	
	17	75794.1542	Bearing		1	
	18	73503.3380	Circlip		2	
	19	420.2.006.4A	Aluminium gasket		2	
	20	702.5.008.1A	Bearing		1	
	21	710.1.069.1A	Bearing holder bush		1	
	22	0370.49.250	Washer		1	
	23	0011.52.010	Locating dowel		2	
	24	771.5.136.2B	Screw		7	
	25	75143.3380	Bearing		1	
	26	702.4.013.1A	Bearing		1	
	27	771.5.080.2B	Screw		2	

CATALOGUE No:

ISSUED:

915.1.174.1A

09 - 02

NOTES	NO.	CODE NO.	DESCRIPTION	VALIDITY	Q.TY	
	28	93827.0114	O-ring		1	
	29	75191.3380	Bearing		1	
	30	710.1.070.1A	Bearing holder bush		1	
	31	771.5.072.2B	Screw		7	
	32	711.1.095.1A	Bush		2	
	33	593.1.003.1B	Breather valve		1	
	34	93823.3156	O-ring		1	
	35	815.1.022.1A	Nipple		2	
	36	779.1.182.1A	Special screw		1	
	37	420.2.006.2A	Aluminium gasket		1	
	38	711.1.128.1A	Bush		2	

CATALOGUE No:

ISSUED:

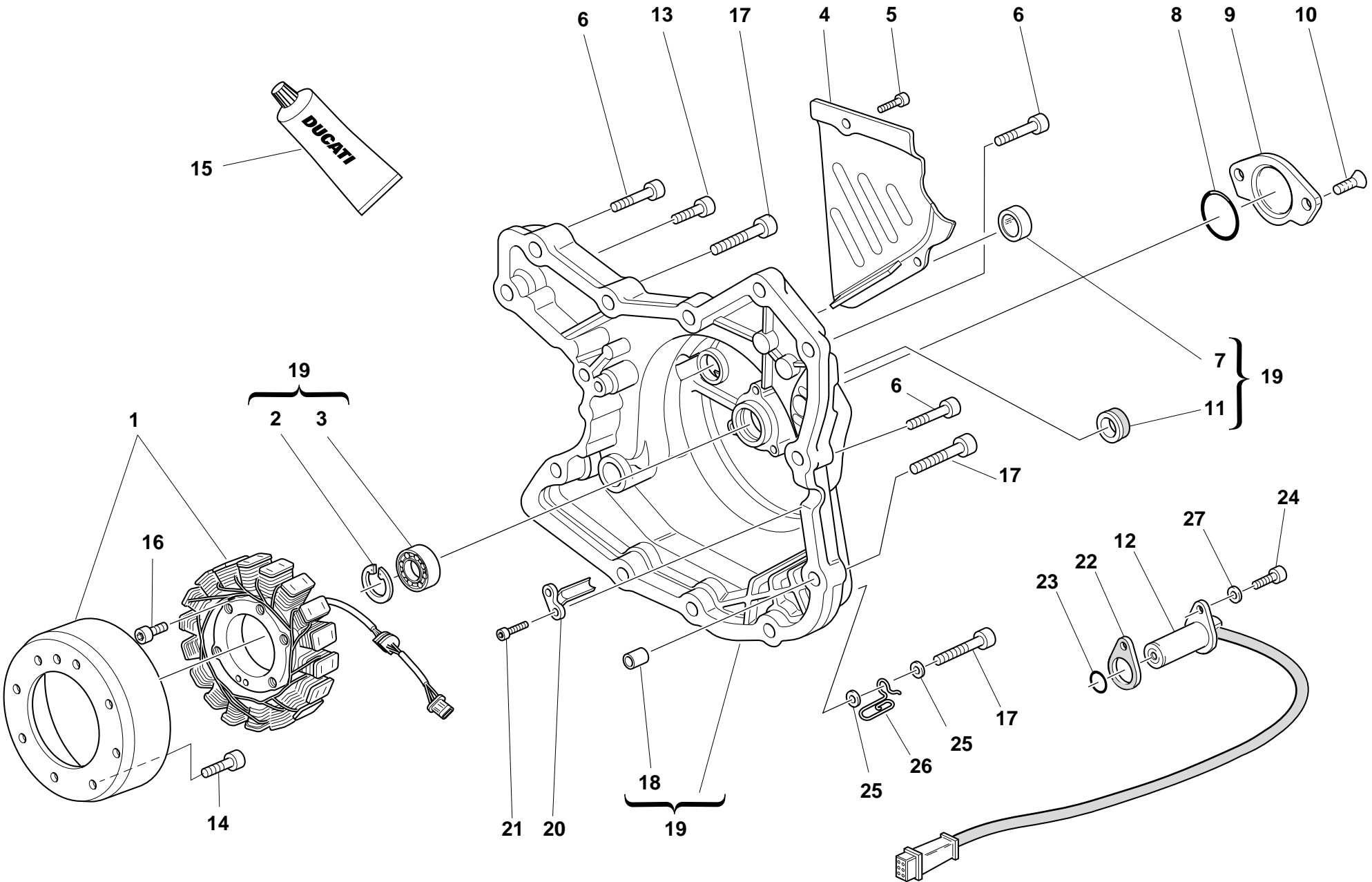
915.1.174.1A

09 - 02

DRAWING

011

ALTERNATOR COVER



DRAWING


011

ALTERNATOR COVER

NOTES	NO.	CODE NO.	DESCRIPTION	VALIDITY	Q.TY	
	1	264.4.014.3B	Generator		1	
	2	73503.3380	Circlip		1	
	3	702.5.008.1A	Bearing		1	
	4	247.1.083.1AE	Chain cover		1	
	5	771.5.064.2B	Screw		2	
	6	60N102510	Screw		8	
	7	254.1.001.1A	Oil level sight glass		1	
	8	886.4.035.1A	O-ring		1	
	9	247.1.002.1BC	Cover		1	
	10	777.5.049.2C	Screw		2	
	11	93783.1524	Seal ring		1	
	12	552.4.020.1A	Sensor		1	
	13	60N102509	Screw		1	
	14	771.4.006.1A	Screw		8	
	15	94247.0014	Fluid sealant		1	
	16	771.5.073.2B	Screw		3	
	17	60N102511	Screw		3	
	18	0400.49.240	Locating bush		2	
	19	242.2.045.1A	Generator cover		1	
	20	830.1.144.1A	Bracket		1	
	21	771.5.040.2B	Screw		2	
	22	788.1.066.1AA	Gasket th.0,6		2	
	22	788.1.066.1AB	Gasket th.0,8		1	
	22	788.1.066.1AC	Gasket th.1,0		1	
	23	886.4.003.1A	O-ring		1	
	24	771.5.066.2B	Screw		1	
	25	734306N01	Washer		2	

CATALOGUE No:  
ISSUED:

915.1.174.1A  
09 - 02

NOTES	NO.	CODE NO.	DESCRIPTION	VALIDITY	Q.TY	
	26	881.1.030.1A	Holder		1	
	27	734006N01	Spring washer		1	

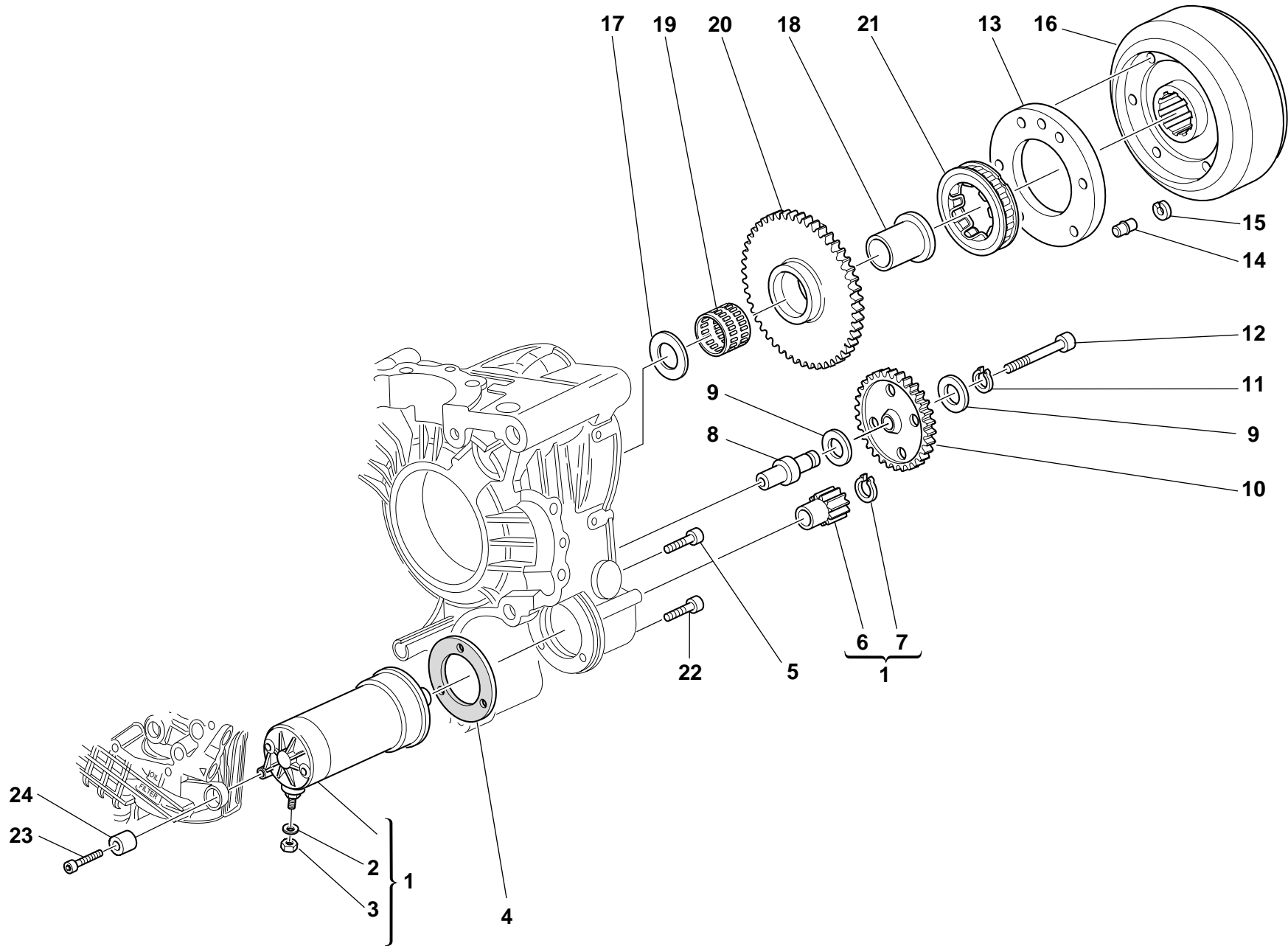
CATALOGUE No:  
ISSUED:

915.1.174.1A  
09 - 02

DRAWING

012

ELECTRIC STARTER AND IGNITION



DRAWING

012

ELECTRIC STARTER AND IGNITION

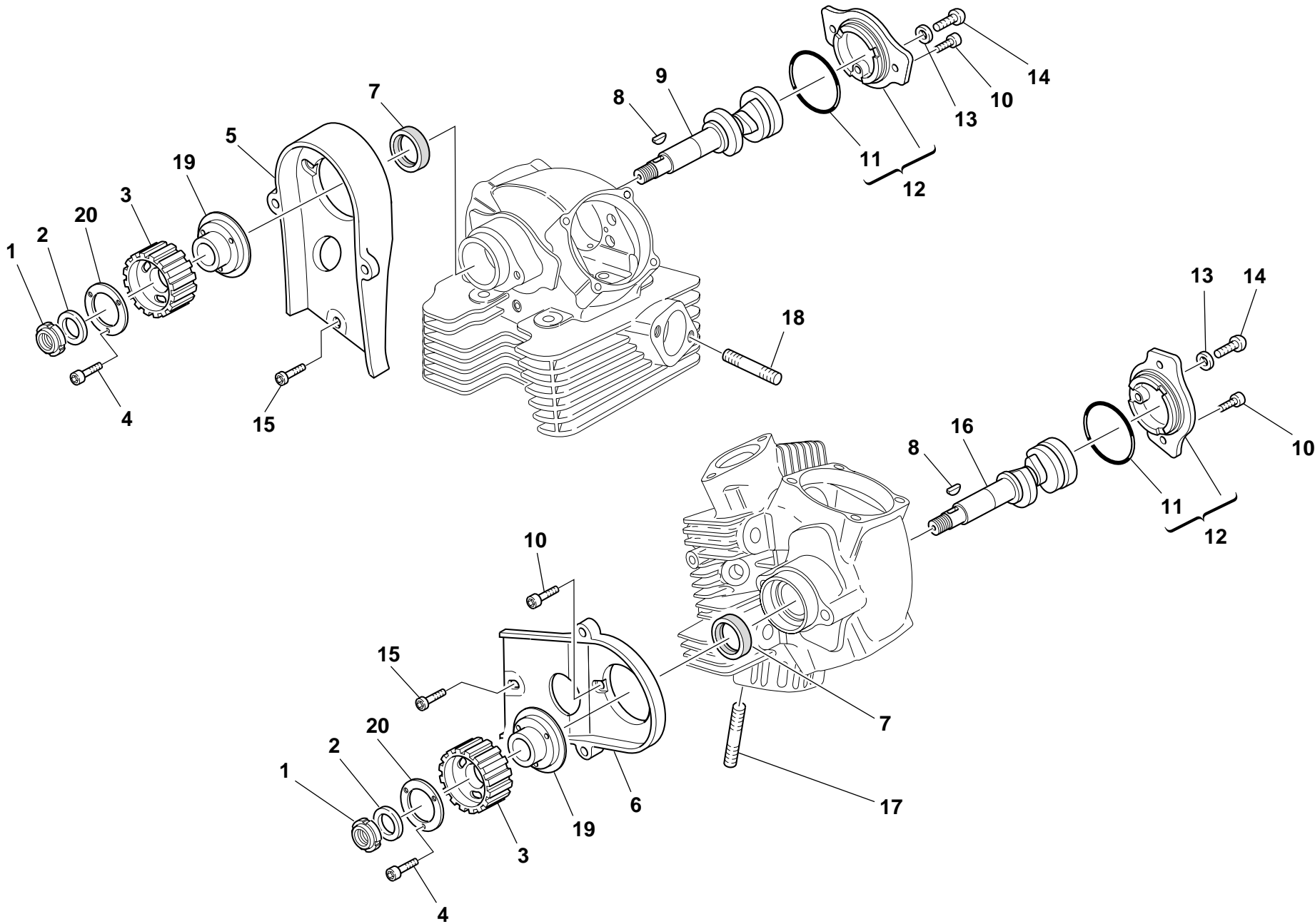
NOTES	NO.	CODE NO.	DESCRIPTION	VALIDITY	Q.TY	
	1	270.4.005.1A	Complete starter motor		1	
	2	734006N01	Spring washer		1	
	3	417.9.050.6A	Nut		1	
	4	788.1.054.1A	Starter motor gasket		1	
	5	771.5.066.2B	Screw		2	
	6	176.1.001.1A	Starter motor sprocket		1	
	7	73500.1237	Circlip		1	
	8	0660.50.020	Intermediate gear pin		1	
	9	856.1.071.1A	Washer		2	
	10	176.1.009.1A	Intermediate gear assembly		1	
	11	73500.1440	Circlip		1	
	12	771.5.078.2B	Screw		1	
	13	160.1.057.1A	Flange		1	
	14	863.1.002.1A	Locating pin		1	
	15	0647.29.040	Check ring		1	
	16	276.1.025.1B	Ignition flywheel		1	
	17	0619.50.065	Washer		1	
	18	881.1.010.1C	Inner ring		1	
	19	701.4.003.1A	Needle bearing		1	
	20	173.1.012.3A	Electric starter driven gear		1	
	21	701.4.007.1A	Starter clutch		1	
	22	60N102510	Screw		1	
	23	60N102511	Screw		1	
	24	700.1.036.1A	Threaded insert		1	

NOTES	NO.	CODE NO.	DESCRIPTION	VALIDITY	Q.TY	
-------	-----	----------	-------------	----------	------	---

DRAWING

013


HEAD: TIMING



DRAWING

013

HEAD: TIMING

NOTES	NO.	CODE NO.	DESCRIPTION	VALIDITY	Q.TY	
	1	72944.1542	Elastic-stop ring nut		2	
	2	0797.69.040	Washer		2	
	3	255.1.024.1A	Timing belt roller		2	
	4	779.5.030.2A	Screw		6	
	5	245.1.030.1A	Vertical belt inner cover		1	
	6	245.1.031.1A	Horizontal belt inner cover		1	
	7	0204.70.105	Seal ring		2	
	8	74172.1008	Woodruff key		2	
	9	148.1.110.1A	Vertical head camshaft		1	
	10	771.5.066.2B	Screw		8	
	11	93823.3175	O-ring		2	
	12	235.2.030.1B	Side cap		2	
	13	787.1.005.1A	Copper gasket		2	
	14	775.5.003.1A	Screw		2	
	15	779.5.045.1A	Screw		2	
	16	148.1.111.1A	Horizontal head camshaft		1	
	17	766.4.017.1A	Stud bolt		4	
	18	417.5.033.7A	Stud bolt		4	
	19	160.1.105.1A	Flange		2	
	20	856.1.074.1A	Washer		2	

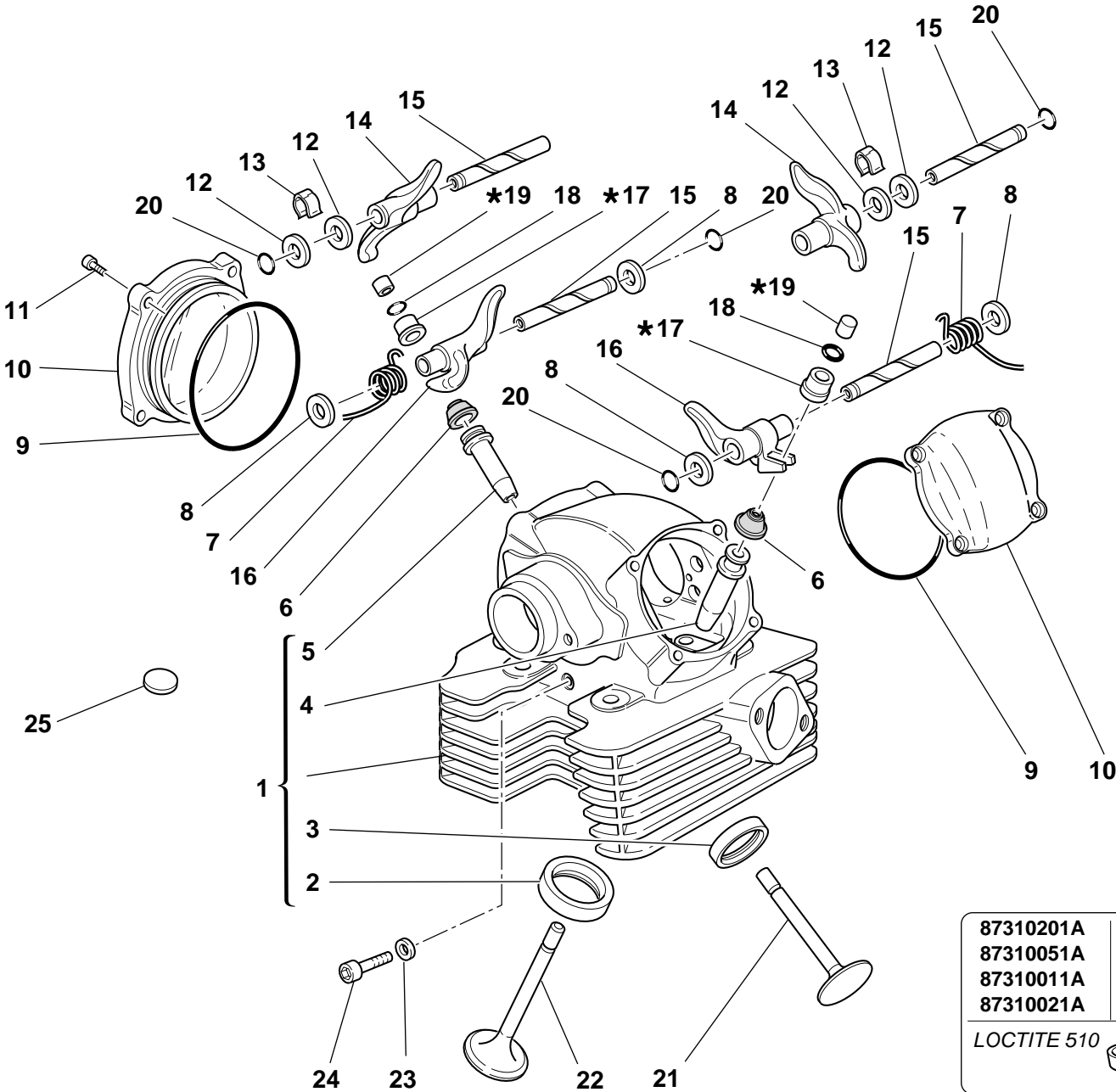
NOTES	NO.	CODE NO.	DESCRIPTION	VALIDITY	Q.TY	
-------	-----	----------	-------------	----------	------	---

DRAWING

014

VERTICAL HEAD

19		17	
Registro bilanc. apertura		Registro bilanc. chiusura	
Adjustment		Adjustment	
Réglage		Réglage	
Ventilkäppchen		Ventilkäppchen	
840.1.031.1A —	1,8	840.1.047.1B —	2,5
840.1.032.1A —	1,85	840.1.048.1B —	2,55
840.1.033.1A —	1,9	840.1.049.1B —	2,6
840.1.034.1A —	1,95	840.1.050.1B —	2,65
840.1.001.1A —	2	840.1.051.1B —	2,7
840.1.002.1A —	2,05	840.1.052.1B —	2,75
840.1.003.1A —	2,1	840.1.053.1B —	2,8
840.1.004.1A —	2,15	840.1.054.1B —	2,85
840.1.005.1A —	2,2	840.1.055.1B —	2,9
840.1.006.1A —	2,25	840.1.056.1B —	2,95
840.1.007.1A —	2,3	840.1.057.1B —	3
840.1.008.1A —	2,35	840.1.058.1B —	3,05
840.1.009.1A —	2,4	840.1.059.1B —	3,1
840.1.010.1A —	2,45	840.1.060.1B —	3,15
840.1.011.1A —	2,5	840.1.061.1B —	3,2
840.1.012.1A —	2,55	840.1.062.1B —	3,25
840.1.013.1A —	2,6	840.1.063.1B —	3,3
840.1.014.1A —	2,65	840.1.064.1B —	3,35
840.1.015.1A —	2,7	840.1.065.1B —	3,4
840.1.016.1A —	2,75	840.1.066.1B —	3,45
840.1.017.1A —	2,8	840.1.067.1B —	3,5
840.1.018.1A —	2,85	840.1.068.1B —	3,55
840.1.019.1A —	2,9	840.1.069.1B —	3,6
840.1.020.1A —	2,95	840.1.070.1B —	3,65
840.1.021.1A —	3	840.1.071.1B —	3,7
840.1.022.1A —	3,05	840.1.072.1B —	3,75
840.1.023.1A —	3,1	840.1.073.1B —	3,8
840.1.024.1A —	3,15	840.1.074.1B —	3,85
840.1.025.1A —	3,2	840.1.075.1B —	3,9
840.1.026.1A —	3,25	840.1.076.1B —	3,95
840.1.027.1A —	3,3	840.1.077.1B —	4
840.1.028.1A —	3,35	840.1.078.1B —	4,05
840.1.029.1A —	3,4	840.1.079.1B —	4,1
840.1.030.1A —	3,45	840.1.080.1B —	4,15
840.1.108.1A —	3,5	840.1.081.1B —	4,2
840.1.109.1A —	3,55	840.1.082.1B —	4,25
840.1.072.1A —	3,6	840.1.083.1B —	4,3
840.1.110.1A —	3,65	840.1.084.1B —	4,35
840.1.111.1A —	3,7	840.1.085.1B —	4,4
840.1.112.1A —	3,75		
840.1.073.1A —	3,8		



87310201A	~20
87310051A	~18
87310011A	~16
87310021A	~10
LOCTITE 510	

DRAWING


014

VERTICAL HEAD

NOTES	NO.	CODE NO.	DESCRIPTION	VALIDITY	Q.TY	
	1	301.2.092.1C	Complete vertical head		1	
	2	304.1.042.1B	Intake valve seat		1	
	2	304.1.042.1BB	Oversize intake valve seat 0.03		1	
	2	304.1.042.1BC	Oversize intake valve seat 0.06		1	
	3	304.1.043.1B	Exhaust valve seat		1	
	3	304.1.043.1BB	Oversize exhaust valve seat 0.03		1	
	3	304.1.043.1BC	Oversize exhaust valve seat 0.06		1	
	4	303.1.026.1B	Intake valve cast iron guide		1	
	4	303.1.026.1BA	Oversize valve guide 0.03		1	
	4	303.1.026.1BB	Oversize valve guide 0.06		1	
	4	303.1.026.1BC	Oversize valve guide 0.09		1	
	5	303.1.027.1B	Exhaust valve bronze guide		1	
	5	303.1.027.1BA	Oversize valve guide 0.03		1	
	5	303.1.027.1BB	Oversize valve guide 0.06		1	
	5	303.1.027.1BC	Oversize valve guide 0.09		1	
	6	764.1.002.1A	Rubber pad		2	
	7	799.1.061.1A	Closing rocker spring		2	
	8	0619.92.180	Shim th. 0.3		6	
	8	0670.92.190	Shim th. 2		4	
	8	0765.92.185	Shim th. 1		2	
	8	0765.92.190	Shim th. 0.5		4	
	8	0765.92.195	Shim th. 0.1		2	
	8	0765.92.205	Shim th. 0.2		8	
	9	463.2.010.9A	O-ring		2	
	10	240.2.026.1B	Valve cover		2	
	11	771.5.066.2B	Screw		8	
	12	0647.70.010	Shim		4	

CATALOGUE No:  
ISSUED:

915.1.174.1A  
09 - 02

NOTES	NO.	CODE NO.	DESCRIPTION	VALIDITY	Q.TY	
	13	0375.92.210	Spring		2	
	14	208.1.012.4A	Opening rocker		2	
	15	821.1.111.1A	Rocker shaft		4	
	16	209.1.017.1A	Closing rocker		2	
	17	840.2.002.1B	See table		2	
	18	669.1.001.1E	Split rings		4	
	19	840.2.001.1A	See table		2	
	20	463.2.026.1A	O-ring		4	
	21	211.1.040.1A	Exhaust valve		1	
	22	210.1.042.1A	Intake valve		1	
	23	420.2.000.7A	Gasket		1	
	24	779.1.133.1A	Screw		1	
	25	700.1.040.1A	Vibration damper pad		12	

CATALOGUE No:  
ISSUED:

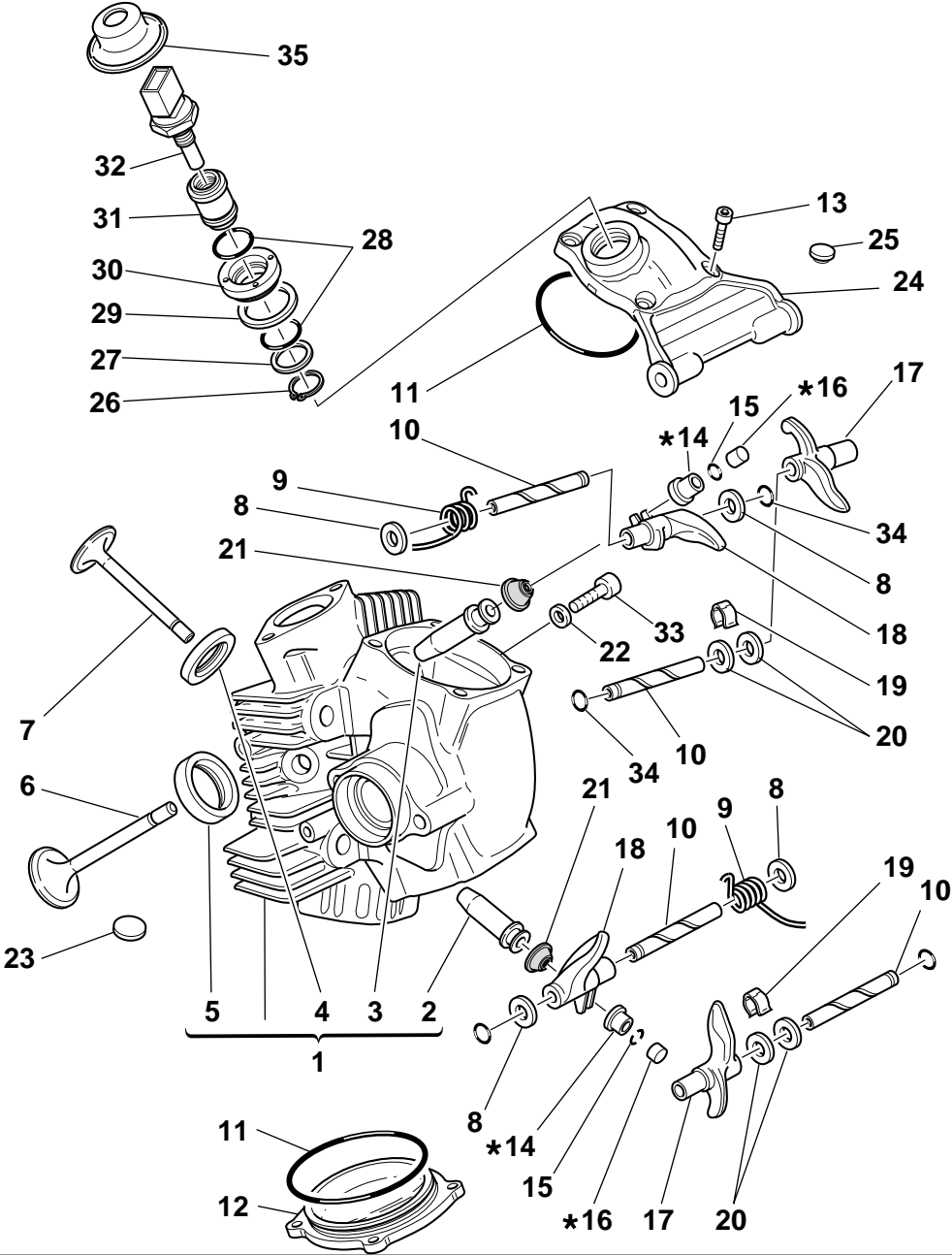
915.1.174.1A  
09 - 02

DRAWING

015

HORIZONTAL HEAD

16		14	
Registro bilanc. apertura		Registro bilanc. chiusura	
Adjustment		Adjustment	
Réglage		Réglage	
Ventilkäppchen		Ventilkäppchen	
840.1.031.1A —	1,8	840.1.047.1B —	2,5
840.1.032.1A —	1,85	840.1.048.1B —	2,55
840.1.033.1A —	1,9	840.1.049.1B —	2,6
840.1.034.1A —	1,95	840.1.050.1B —	2,65
840.1.001.1A —	2	840.1.051.1B —	2,7
840.1.002.1A —	2,05	840.1.052.1B —	2,75
840.1.003.1A —	2,1	840.1.053.1B —	2,8
840.1.004.1A —	2,15	840.1.054.1B —	2,85
840.1.005.1A —	2,2	840.1.055.1B —	2,9
840.1.006.1A —	2,25	840.1.056.1B —	2,95
840.1.007.1A —	2,3	840.1.057.1B —	3
840.1.008.1A —	2,35	840.1.058.1B —	3,05
840.1.009.1A —	2,4	840.1.059.1B —	3,1
840.1.010.1A —	2,45	840.1.060.1B —	3,15
840.1.011.1A —	2,5	840.1.061.1B —	3,2
840.1.012.1A —	2,55	840.1.062.1B —	3,25
840.1.013.1A —	2,6	840.1.063.1B —	3,3
840.1.014.1A —	2,65	840.1.064.1B —	3,35
840.1.015.1A —	2,7	840.1.065.1B —	3,4
840.1.016.1A —	2,75	840.1.066.1B —	3,45
840.1.017.1A —	2,8	840.1.067.1B —	3,5
840.1.018.1A —	2,85	840.1.068.1B —	3,55
840.1.019.1A —	2,9	840.1.069.1B —	3,6
840.1.020.1A —	2,95	840.1.070.1B —	3,65
840.1.021.1A —	3	840.1.071.1B —	3,7
840.1.022.1A —	3,05	840.1.072.1B —	3,75
840.1.023.1A —	3,1	840.1.073.1B —	3,8
840.1.024.1A —	3,15	840.1.074.1B —	3,85
840.1.025.1A —	3,2	840.1.075.1B —	3,9
840.1.026.1A —	3,25	840.1.076.1B —	3,95
840.1.027.1A —	3,3	840.1.077.1B —	4
840.1.028.1A —	3,35	840.1.078.1B —	4,05
840.1.029.1A —	3,4	840.1.079.1B —	4,1
840.1.030.1A —	3,45	840.1.080.1B —	4,15
840.1.108.1A —	3,5	840.1.081.1B —	4,2
840.1.109.1A —	3,55	840.1.082.1B —	4,25
840.1.072.1A —	3,6	840.1.083.1B —	4,3
840.1.110.1A —	3,65	840.1.084.1B —	4,35
840.1.111.1A —	3,7	840.1.085.1B —	4,4
840.1.112.1A —	3,75		
840.1.073.1A —	3,8		




87310201A	Ø20
87310051A	Ø18
87310011A	Ø16
87310021A	Ø10
LOCTITE 510	

DRAWING


015

HORIZONTAL HEAD

NOTES	NO.	CODE NO.	DESCRIPTION	VALIDITY	Q.TY	
	1	301.2.093.1C	Complete horizontal head		1	
	2	303.1.027.1B	Exhaust valve bronze guide		1	
	2	303.1.027.1BA	Oversize valve guide 0.03		1	
	2	303.1.027.1BB	Oversize valve guide 0.06		1	
	2	303.1.027.1BC	Oversize valve guide 0.09		1	
	3	303.1.026.1B	Intake valve cast iron guide		1	
	3	303.1.026.1BA	Oversize valve guide 0.03		1	
	3	303.1.026.1BB	Oversize valve guide 0.06		1	
	3	303.1.026.1BC	Oversize valve guide 0.09		1	
	4	304.1.042.1B	Intake valve seat		1	
	4	304.1.042.1BB	Oversize intake valve seat 0.03		1	
	4	304.1.042.1BC	Oversize intake valve seat 0.06		1	
	5	304.1.043.1B	Exhaust valve seat		1	
	5	304.1.043.1BB	Oversize exhaust valve seat 0.03		1	
	5	304.1.043.1BC	Oversize exhaust valve seat 0.06		1	
	6	211.1.040.1A	Exhaust valve		1	
	7	210.1.042.1A	Intake valve		1	
	8	0619.92.180	Shim th. 0.3		6	
	8	0670.92.190	Shim th. 2		4	
	8	0765.92.185	Shim th. 1		2	
	8	0765.92.190	Shim th. 0.5		4	
	8	0765.92.195	Shim th. 0.1		2	
	8	0765.92.205	Shim th. 0.2		1	
	9	799.1.061.1A	Closing rocker spring		2	
	10	821.1.111.1A	Rocker shaft		4	
	11	463.2.010.9A	O-ring		2	
	12	240.2.026.1B	Valve cover		1	

CATALOGUE No:  
ISSUED:

915.1.174.1A  
09 - 02

NOTES	NO.	CODE NO.	DESCRIPTION	VALIDITY	Q.TY	
	13	771.5.066.2B	Screw		8	
	14	840.2.002.1B	See table		2	
	15	669.1.001.1E	Split rings		4	
	16	840.2.001.1A	See table		2	
	17	208.1.012.4A	Opening rocker		2	
	18	209.1.017.1A	Closing rocker		2	
	19	0375.92.210	Spring		2	
	20	0647.70.010	Shim		4	
	21	764.1.002.1A	Rubber pad		2	
	22	420.2.000.7A	Gasket		1	
	23	700.1.040.1A	Vibration damper pad		26	
	24	240.2.031.1A	Intake valve cover		1	
	25	300160	Rubber cap		2	
	26	73500.1747	Snap ring		1	
	27	713.1.137.1A	Spacer		1	
	28	886.4.028.1A	O-Ring		2	
	29	787.1.008.1A	Aluminium gasket		1	
	30	703.1.019.1A	Ring nut		1	
	31	829.1.235.1A	Holder sensor		1	
	32	552.4.013.1A	Sensor		1	
	33	779.1.133.1A	Screw		1	
	34	463.2.026.1A	O-ring		4	
	35	672.1.034.1A	Rubber cap		1	

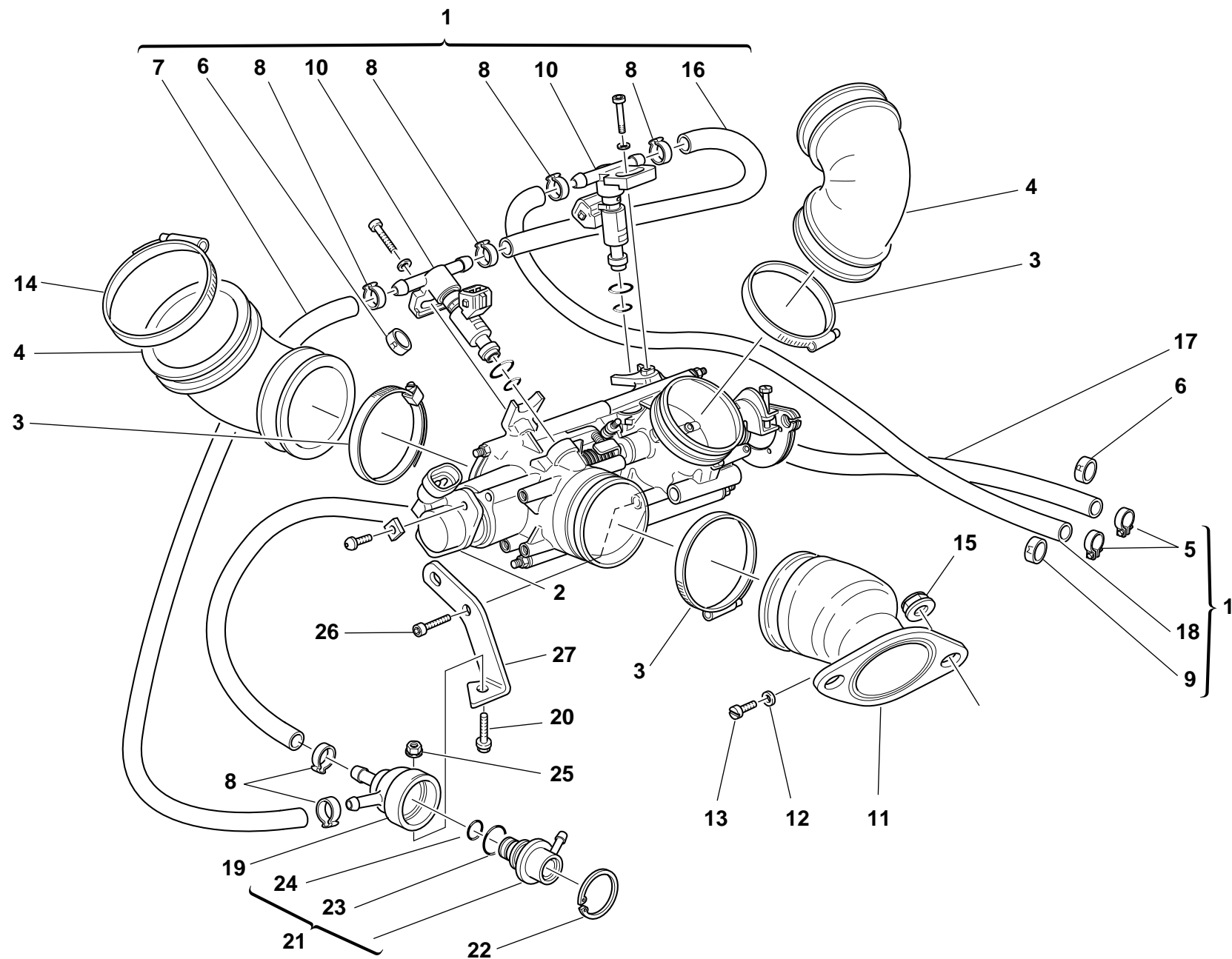
CATALOGUE No:  
ISSUED:

915.1.174.1A  
09 - 02

DRAWING

016

INLET DICT



DRAWING

016

INLET DICT

NOTES	NO.	CODE NO.	DESCRIPTION	VALIDITY	Q.TY	
	1	282.4.046.1A	Feed unit assembly		1	
	2	284.4.002.1A	Potentiometer		1	
	3	741.4.042.1A	Hose guide		4	
	4	801.1.027.1A	Hose		2	
	5	741.4.004.1A	Hose guide		2	
	6	741.4.041.1A	Clamp "R"		1	
	7	590.1.154.1A	Tube		1	
	8	287.4.024.1B	Hose guide		6	
	9	741.4.040.1A	Clamp "M"		1	
	10	280.4.007.1A	Injector		2	
	11	137.1.003.2B	Intake duct		2	
	12	0250.70.223	Aluminium gasket		2	
	13	776.5.032.2A	Screw		2	
	14	741.4.067.1A	Hose guide		2	
	15	748.4.034.1A	Nut		4	
	16	590.1.104.1A	Tube		1	
	17	590.1.162.1A	Tube		1	
	18	590.1.084.1A	Tube		1	
	19	830.1.091.2A	Holder		1	
	20	8000.62729	Screw		1	
	21	283.4.003.1A	Pressure regulator		1	
	22	73503.3449	Circlip		1	
	23	886.4.022.1A	O-ring		1	
	24	886.4.021.1A	O-ring		1	
	25	0335.03.465	El-stop nut		1	
	26	70620.5212	Screw		2	
	27	827.1.241.1A	Regulator bracket		1	

CATALOGUE No:

ISSUED:

915.1.174.1A

09 - 02

NOTES	NO.	CODE NO.	DESCRIPTION	VALIDITY	Q.TY	
-------	-----	----------	-------------	----------	------	---

CATALOGUE No:

ISSUED:

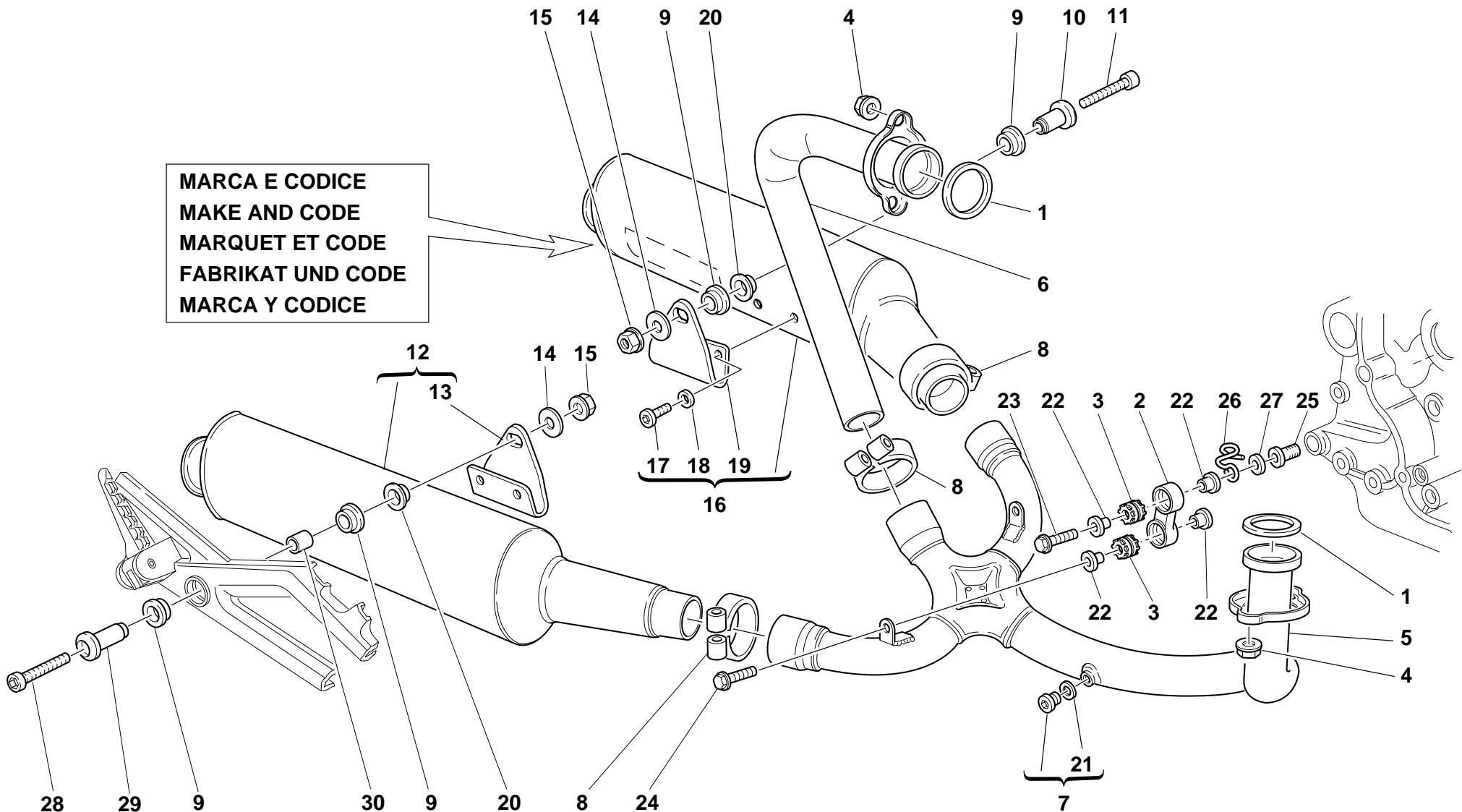
915.1.174.1A

09 - 02

DRAWING

**017**

**EXHAUST SYSTEM**



DRAWING

017

EXHAUST SYSTEM


NOTES	NO.	CODE NO.	DESCRIPTION	VALIDITY	Q.TY	
	1	0370.84.005	Exhaust gasket		2	
	2	80A0.62649	Holder		2	
	3	764.1.024.1A	Vibration damper pad		4	
	4	748.4.033.1A	Nut		4	
	5	570.1.088.1A	Horizontal head exhaust pipe		1	
	6	571.1.084.1A	Vertical head exhaust pipe		1	
	7	780.1.007.1A	Cap		2	
	8	741.1.028.1A	Hose guide		3	
	9	764.1.001.1A	Rubber pad		4	
	10	716.1.055.1A	Spacer		2	
	11	779.5.003.1A	Screw		1	
	12	573.1.050.3E	R.H. silencer		1	
	13	576.1.039.1A	R.H. bracket		1	
	14	0000.30326	Washer		2	
	15	729906FN1	Nut		2	
	16	574.1.050.3E	L.H. silencer		1	
	17	770.5.121.9E	Screw		4	
	18	852.5.004.1C	Washer		4	
	19	576.1.038.1A	L.H. bracket		1	
	20	711.1.090.1A	Bush		2	
	21	420.2.001.0A	Gasket th.1		2	
	22	713.1.082.1A	Spacer		8	
	23	0000.62729	Screw		2	
	24	0000.62730	Screw		2	
	25	779.1.247.1A	Screw		2	
	26	829.1.275.1A	Ring		1	
	27	734306N01	Washer		1	

CATALOGUE No:

ISSUED:

915.1.174.1A

09 - 02

NOTES	NO.	CODE NO.	DESCRIPTION	VALIDITY	Q.TY	
	28	779.5.018.1A	Screw		1	
	29	711.1.090.1B	Bush		1	
	30	852.1.118.1A	Washer		1	

CATALOGUE No:

ISSUED:

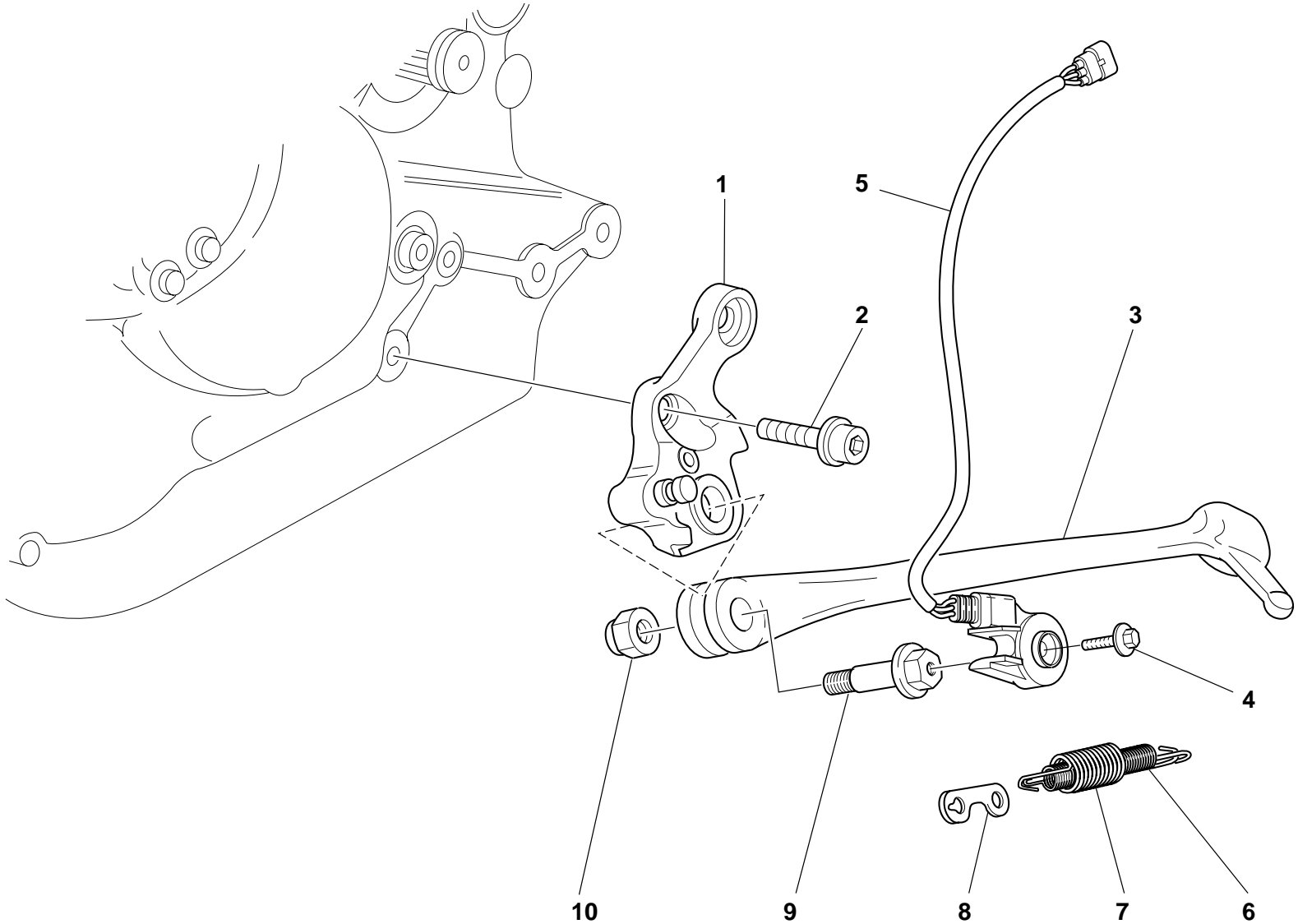
915.1.174.1A

09 - 02

DRAWING

**018**


**STANDS**



DRAWING

018

STANDS

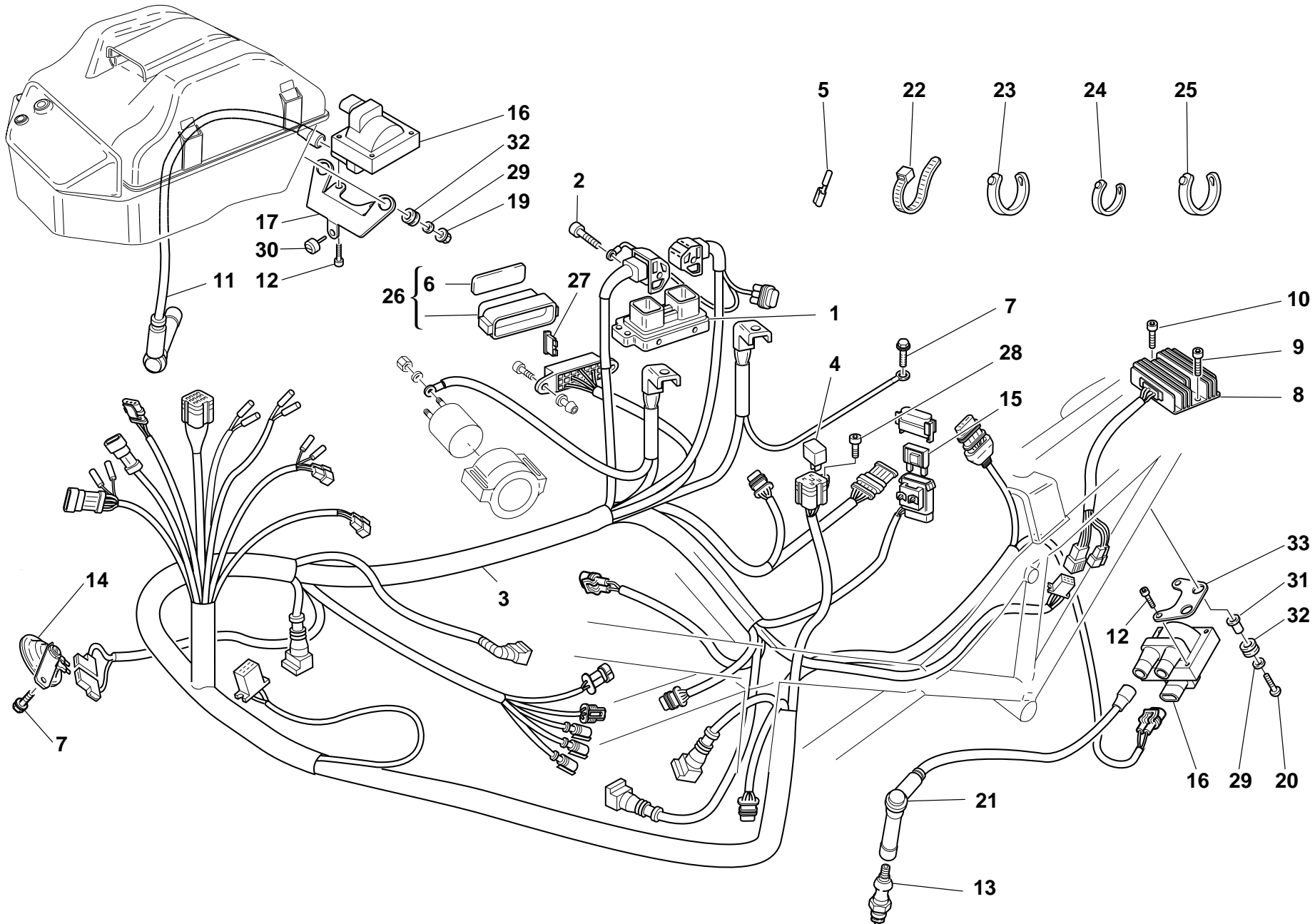
NOTES	NO.	CODE NO.	DESCRIPTION	VALIDITY	Q.TY	
	1	556.2.027.1A	Plate		1	
	2	771.5.754.2B	Screw		1	
	3	556.1.017.1C	Side stand		1	
	4	779.4.005.1A	Screw		1	
	5	539.1.023.1A	Switch		1	
	6	799.1.089.1A	Spring		1	
	7	799.1.088.1A	Outer spring		1	
	8	827.1.139.2B	Plate		1	
	9	556.1.018.1C	Pivot		1	
	10	749.4.045.2G	Nut		1	

NOTES	NO.	CODE NO.	DESCRIPTION	VALIDITY	Q.TY	
-------	-----	----------	-------------	----------	------	---

DRAWING

019

ELECTRIC SYSTEM



DRAWING

019

ELECTRIC SYSTEM


NOTES	NO.	CODE NO.	DESCRIPTION	VALIDITY	Q.TY	
	1	286.4.073.1B	Injection control unit		1	
	2	771.5.072.2B	Screw		2	
	3	510.1.253.1A	Electric wiring		1	
	4	541.4.003.1A	Relay		2	
	5	0000.66527	End section		4	
	6	433.1.277.1A	Sticker schema fusibili		1	
	7	772.5.008.1A	Screw		2	
	8	540.4.010.1A	Voltage rectifier		1	
	9	60N102509	Screw		1	
	10	771.5.073.2B	Screw		1	
	11	671.1.022.1A	RH spark plug cable		2	
	12	771.5.025.2B	Screw		4	
	13	670.4.014.1A	Spark plug		4	
	14	516.4.003.1B	Horn (BLACK)		1	
	15	389.4.014.1A	Fuse 40A		1	
	16	380.4.010.1B	Coil		2	
	17	827.1.255.1A	Plate		1	
	18	775.1.013.1A	Screw		2	
	19	729906FN1	Nut		2	
	20	772.5.024.1A	Screw		2	
	21	672.1.021.1A	LH spark plug cable		2	
	22	741.1.012.1A	Hose guide		3	
	23	0691.91.030	Hose guide		37	
	24	741.4.038.1A	Hose guide		7	
	25	741.1.013.1A	Hose guide		11	
	26	246.1.061.1B	Case cover		1	
	27	389.4.006.1A	Fuse 3A		1	

CATALOGUE No:

ISSUED:

915.1.174.1A

09 - 02

NOTES	NO.	CODE NO.	DESCRIPTION	VALIDITY	Q.TY	
	27	389.4.007.1A	Fuse 7.5A		1	
	27	389.4.008.1A	Fuse 15A		1	
	27	389.4.010.1A	Fuse 30A		1	
	27	389.4.013.1A	Fuse 20A		1	
	27	389.4.015.1A	Fuse 5A		1	
	27	389.4.016.1A	Fuse 10A		2	
	28	771.5.040.2B	Screw		1	
	29	8000.56359	Washer		4	
	30	8000.66308	Vibration damper pad		1	
	31	0000.44099	Spacer		2	
	32	0797.72.068	Vibration damper pad		4	
	33	827.1.256.1A	Plate		1	

CATALOGUE No:

ISSUED:

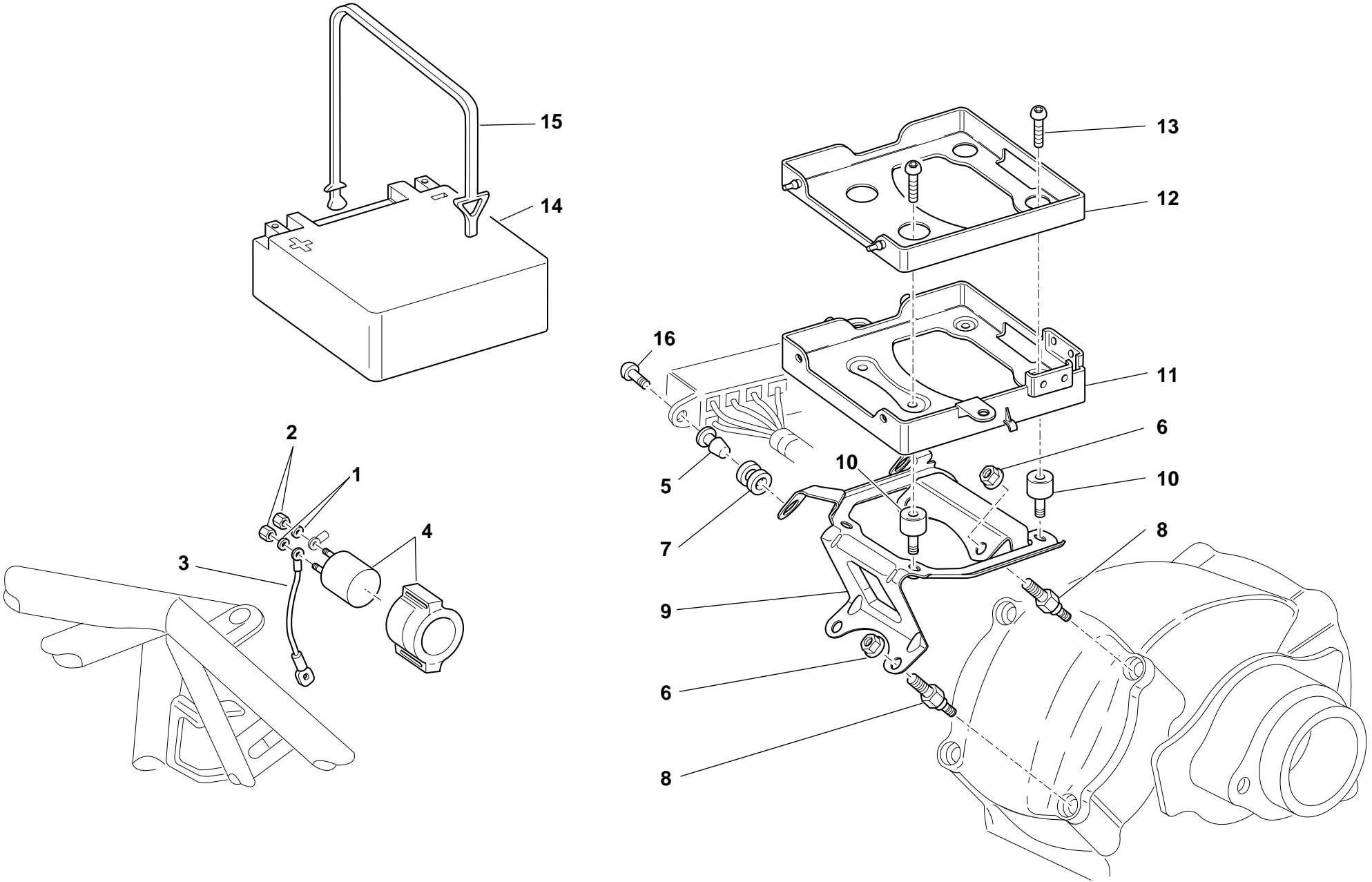
915.1.174.1A

09 - 02

DRAWING

**020**


BATTERY BOX MOUNT



DRAWING

020

BATTERY BOX MOUNT

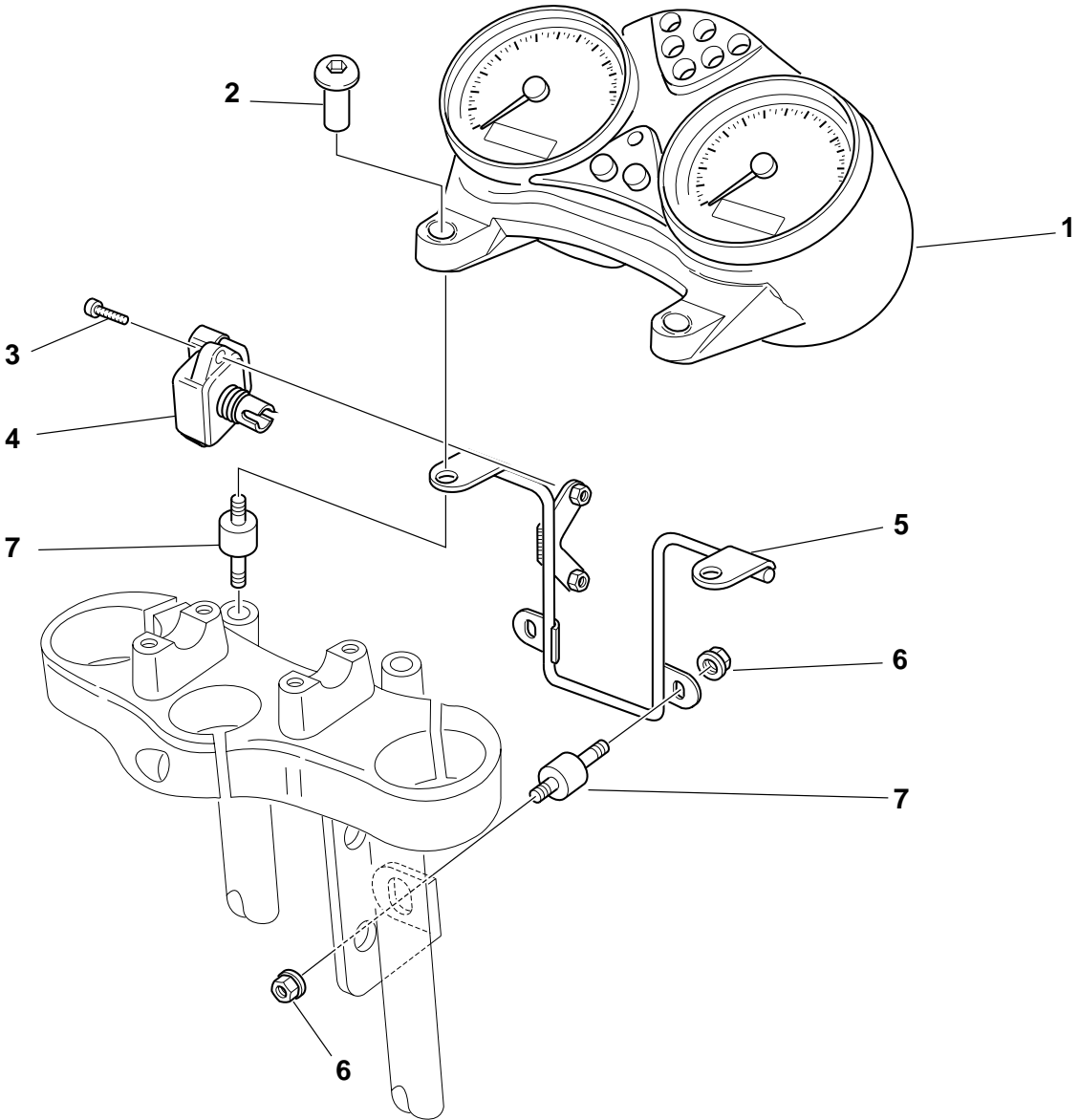
NOTES	NO.	CODE NO.	DESCRIPTION	VALIDITY	Q.TY	
	1	462.4.037.6A	Spring washer		2	
	2	417.9.050.6A	Nut		2	
	3	514.1.043.1A	Solenoid starter-starter motor cable		1	
	4	397.4.002.1A	Remote switch		1	
	5	821.1.054.1A	Pin		2	
	6	748.4.034.1A	Nut		4	
	7	764.1.029.1A	Rubber pad		2	
	8	779.1.239.1A	Special screw		4	
	9	830.1.229.1A	Bracket		1	
	10	700.1.031.1A	Vibration damper		4	
	11	829.1.283.1B	Battery box mount		1	
	12	829.1.285.1A	Battery carpet		1	
	13	0000.56525	Screw		4	
	14	395.4.013.1A	Battery		1	
	15	759.1.006.1A	Spring hook		1	
	16	779.1.088.1A	Screw		2	

NOTES	NO.	CODE NO.	DESCRIPTION	VALIDITY	Q.TY	
-------	-----	----------	-------------	----------	------	---

DRAWING

**021**


**INSTRUMENT PANEL**



DRAWING

021

INSTRUMENT PANEL

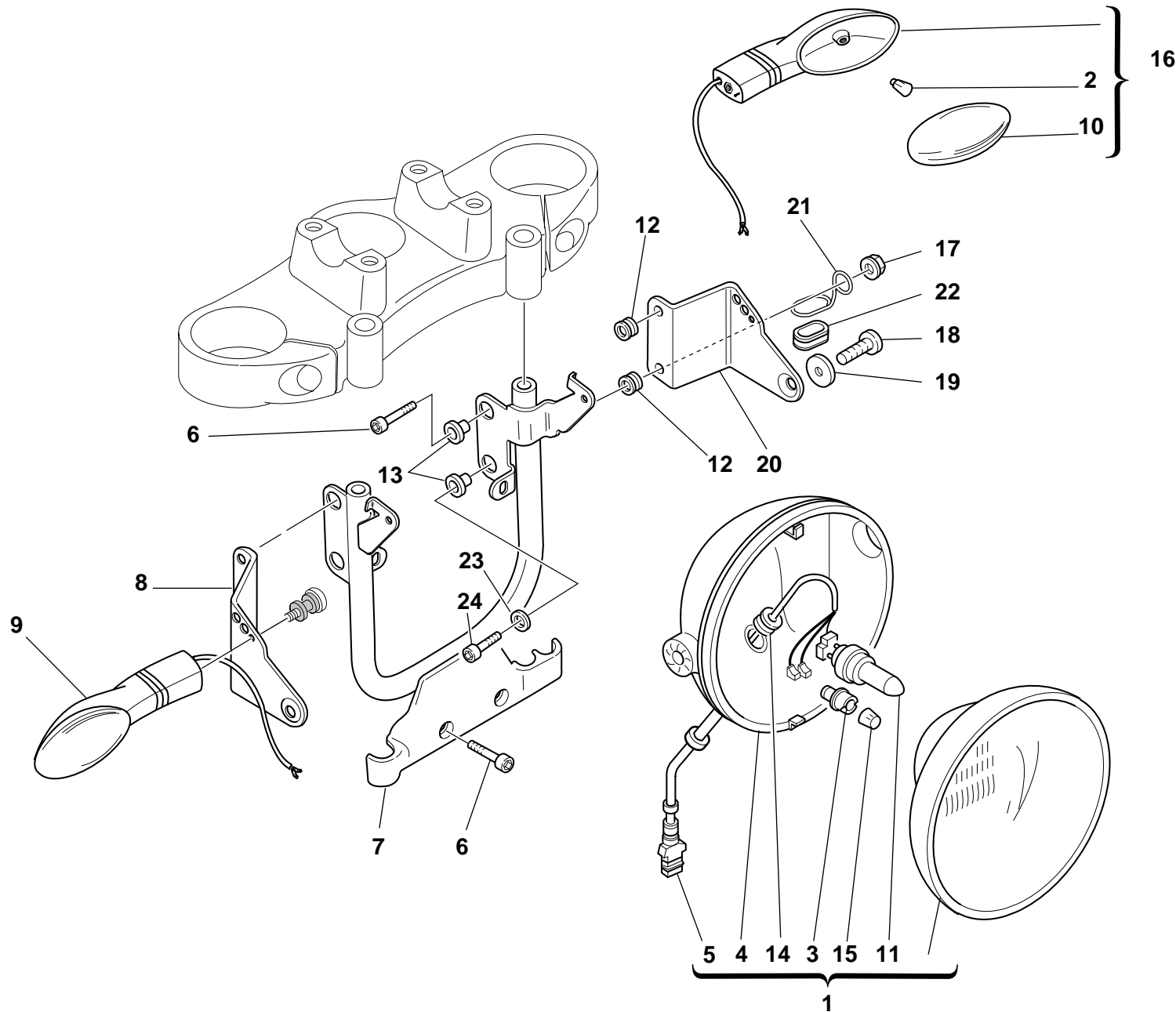
NOTES	NO.	CODE NO.	DESCRIPTION	VALIDITY	Q.TY	
	1	406.1.026.1C	Complete instrument panel (speedometer - miles)		1	
	2	779.1.214.1B	Special screw		2	
	3	72276.1035	Screw		2	
	4	552.4.031.1A	Sensor		1	
	5	470.1.062.1A	Frame		1	
	6	748.4.026.1B	Nut		4	
	7	700.1.038.1A	Vibration damper pad		4	

NOTES	NO.	CODE NO.	DESCRIPTION	VALIDITY	Q.TY	
-------	-----	----------	-------------	----------	------	---

DRAWING

022


FRONT HEAD-LIGHT



DRAWING

022

FRONT HEAD-LIGHT

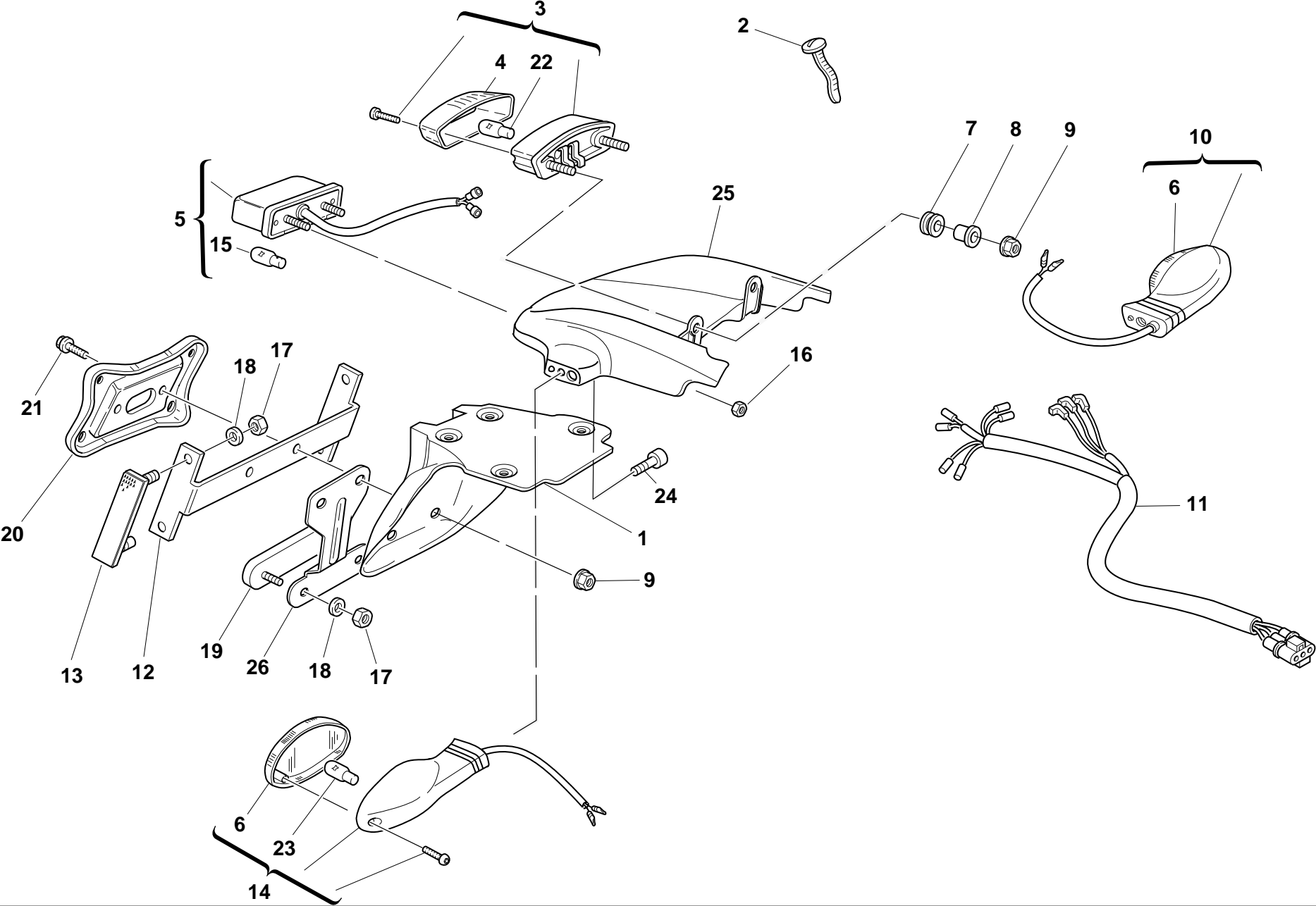
NOTES	NO.	CODE NO.	DESCRIPTION	VALIDITY	Q.TY	
	1	520.4.006.1C	Complete headlight		1	
	2	0000.36726	Bulb		2	
	3	521.4.005.1A	Lamp holder		1	
	4	723.1.003.1A	Cap		1	
	5	510.1.075.1A	Electric wiring		1	
	6	60N102509	Screw		5	
	7	829.1.099.1D	Headlight holder		1	
	8	830.1.194.1A	R.H. bracket		1	
	9	530.4.007.2A	Turn indicator		1	
	10	532.4.004.1A	Cup		2	
	11	0796.38.305	Bulb 55/60W		1	
	12	8000.18048	Rubber pad		4	
	13	716.1.022.1A	Spacer		4	
	14	758.1.014.1A	Fairlead		1	
	15	0659.38.226	Bulb 4W		1	
	16	530.4.008.2A	Turn indicator		1	
	17	750.5.001.1A	Nut		4	
	18	707008N01	Screw		2	
	19	841.1.017.1A	Retainer		2	
	20	830.1.195.1A	L.H. bracket		1	
	21	881.1.035.1A	Ring		1	
	22	0797.41.090	Fairlead rubber ring		1	
	23	734306N01	Washer		1	
	24	60N102510	Screw		1	

NOTES	NO.	CODE NO.	DESCRIPTION	VALIDITY	Q.TY	
-------	-----	----------	-------------	----------	------	---

DRAWING

023

PLATE HOLDER - REAR LIGHT



DRAWING

023

PLATE HOLDER - REAR LIGHT

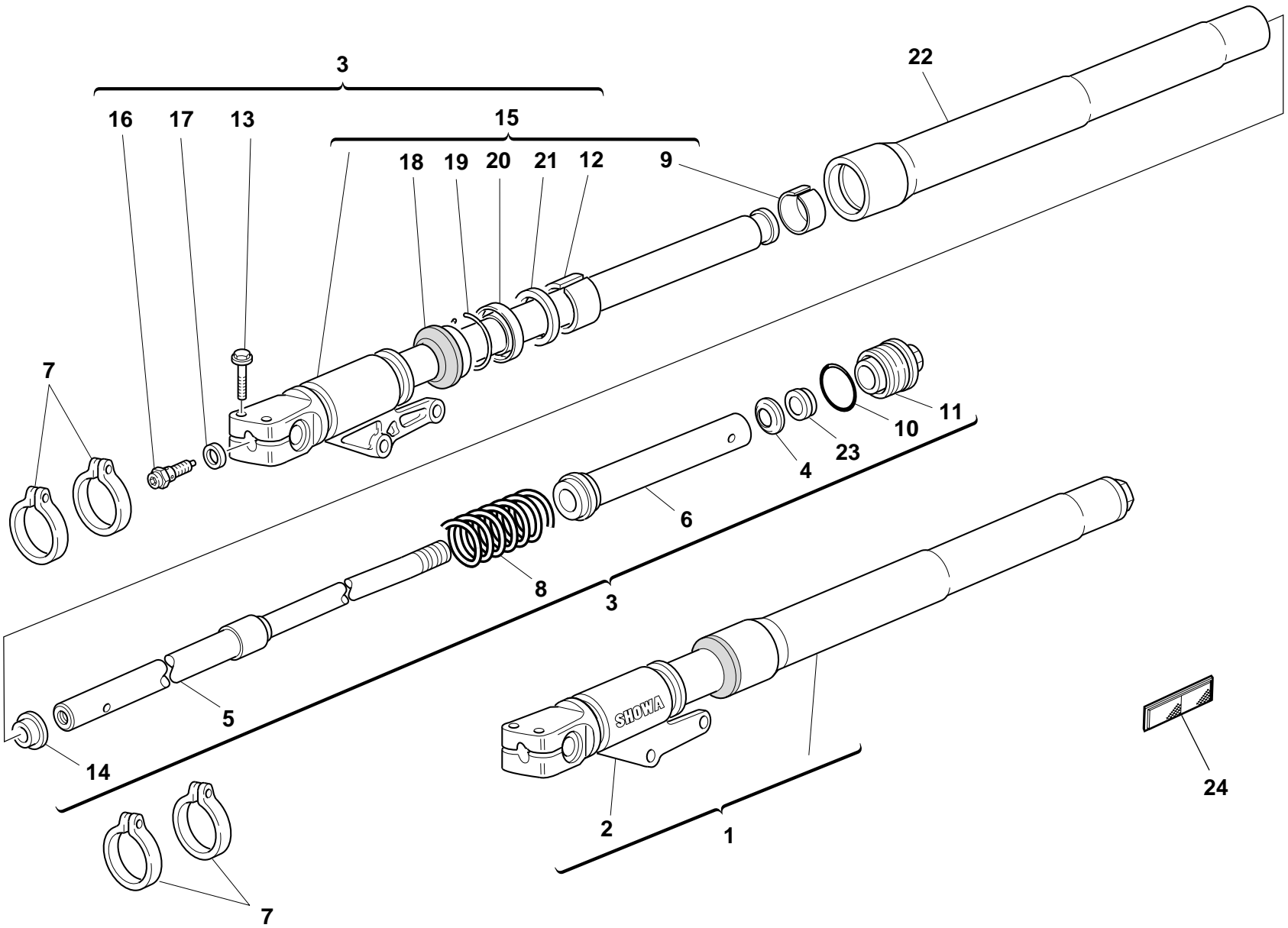
NOTES	NO.	CODE NO.	DESCRIPTION	VALIDITY	Q.TY	
	1	561.1.018.1A	Number plate holder		1	
	2	0691.91.030	Hose guide		1	
	3	525.4.007.2A	Tail lamp		1	
	4	526.4.003.1A	Cup		1	
	5	525.1.004.2A	Tail lamp		1	
	6	532.4.004.1A	Cup		2	
	7	0797.72.068	Vibration damper pad		2	
	8	0000.44099	Spacer		2	
	9	0000.44240	Nut		4	
	10	530.4.010.2A	Turn indicator		1	
	11	510.1.076.1B	Electric wiring		1	
	12	829.1.136.1A	Holder		1	
	13	529.1.006.1A	Cat's eye		2	
	14	530.4.009.2A	Turn indicator		1	
	15	0000.36230	Bulb		1	
	16	8000.56443	Nut		2	
	17	749.5.001.1A	Nut		6	
	18	852.5.001.1A	Washer		6	
	19	529.1.009.1A	Cat's eye		1	
	20	561.1.019.1A	Plate		1	
	21	0000.62729	Screw		2	
	22	390.4.003.1A	Two-light bulb 12V 5/21W		1	
	23	0000.36726	Bulb		2	
	24	60N107335	Screw		2	
	25	565.1.026.1A	Protection		1	
	26	827.1.191.2A	Plate		1	

NOTES	NO.	CODE NO.	DESCRIPTION	VALIDITY	Q.TY	
-------	-----	----------	-------------	----------	------	---

DRAWING

024

FRONT FORK



DRAWING

024

FRONT FORK

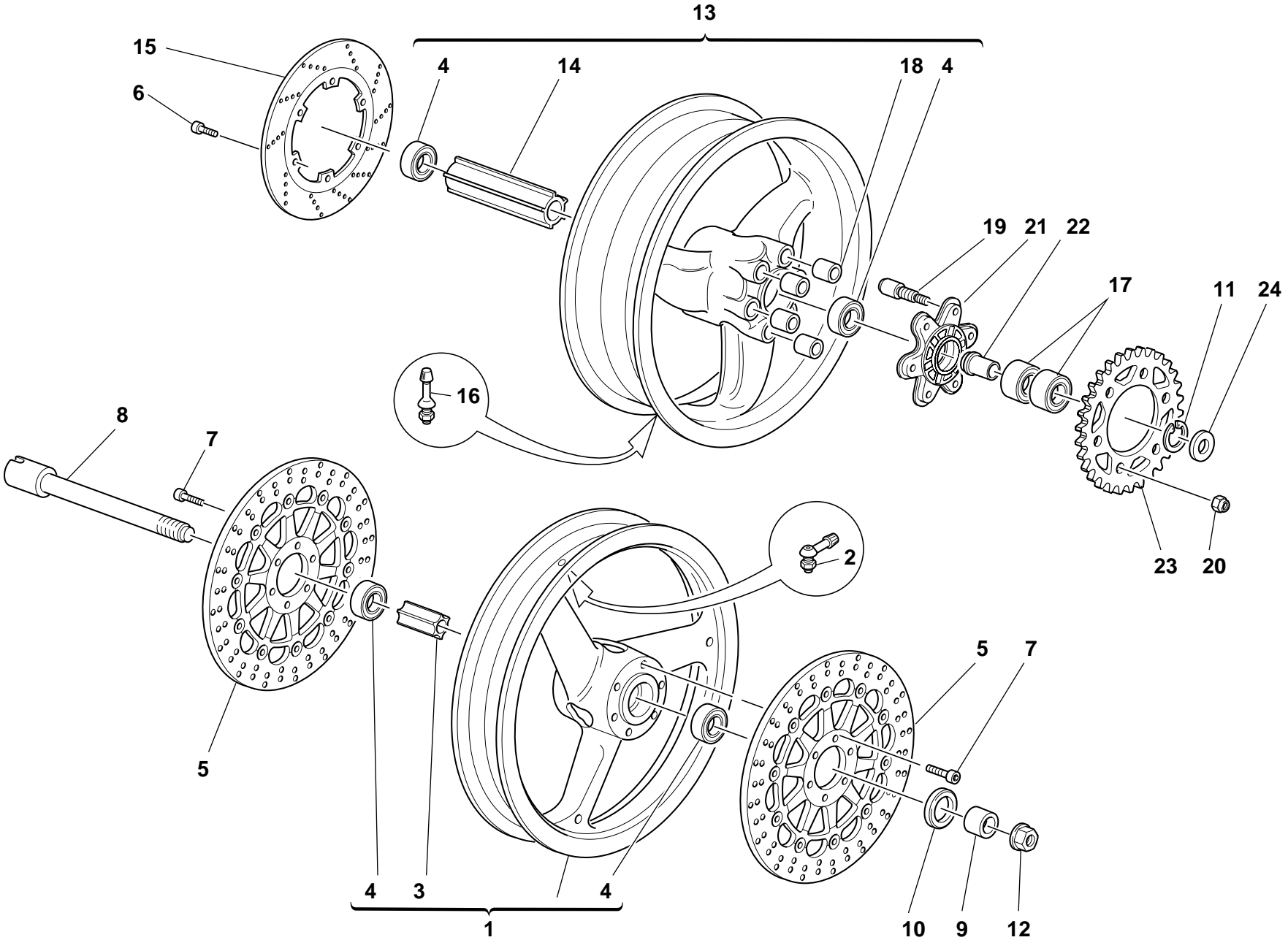
NOTES	NO.	CODE NO.	DESCRIPTION	VALIDITY	Q.TY	
	1	345.2.009.1A	L.H. fork leg assembly		1	
	2	349.1.162.1A	Complete L.H. slider		1	
	3	344.2.009.1A	R.H. fork leg assembly		1	
	4	349.1.079.1A	Spring seat retainer		2	
	5	349.1.163.1A	Damper tube		2	
	6	349.1.154.1A	Spring coupling		2	
	7	8000.70127	Hose guide		4	
	8	366.1.038.1A	Spring		2	
	9	349.1.120.1A	Bush		2	
	10	349.1.087.1A	O-ring		2	
	11	349.2.008.1A	Complete cap		2	
	12	349.1.103.1A	Bush		2	
	13	60N102558	Screw		4	
	14	349.1.075.1A	Centering ring		2	
	15	349.1.161.1A	Complete R.H. slider		1	
	16	349.1.124.1A	Adjusting screw		2	
	17	349.1.076.1A	Washer		2	
	18	349.1.101.1A	Dust seal		2	
	19	884.1.005.1A	Ring		2	
	20	930.1.005.1A	Seal ring		2	
	21	349.1.102.1A	Check ring		2	
	22	349.1.111.1A	Stanchion tube		1	
	23	349.1.128.1A	Nut		2	
	24	529.1.001.1A	Cat's eye		2	

NOTES	NO.	CODE NO.	DESCRIPTION	VALIDITY	Q.TY	
-------	-----	----------	-------------	----------	------	---

DRAWING

025

FRONT AND REAR WHEELS



DRAWING

025

FRONT AND REAR WHEELS

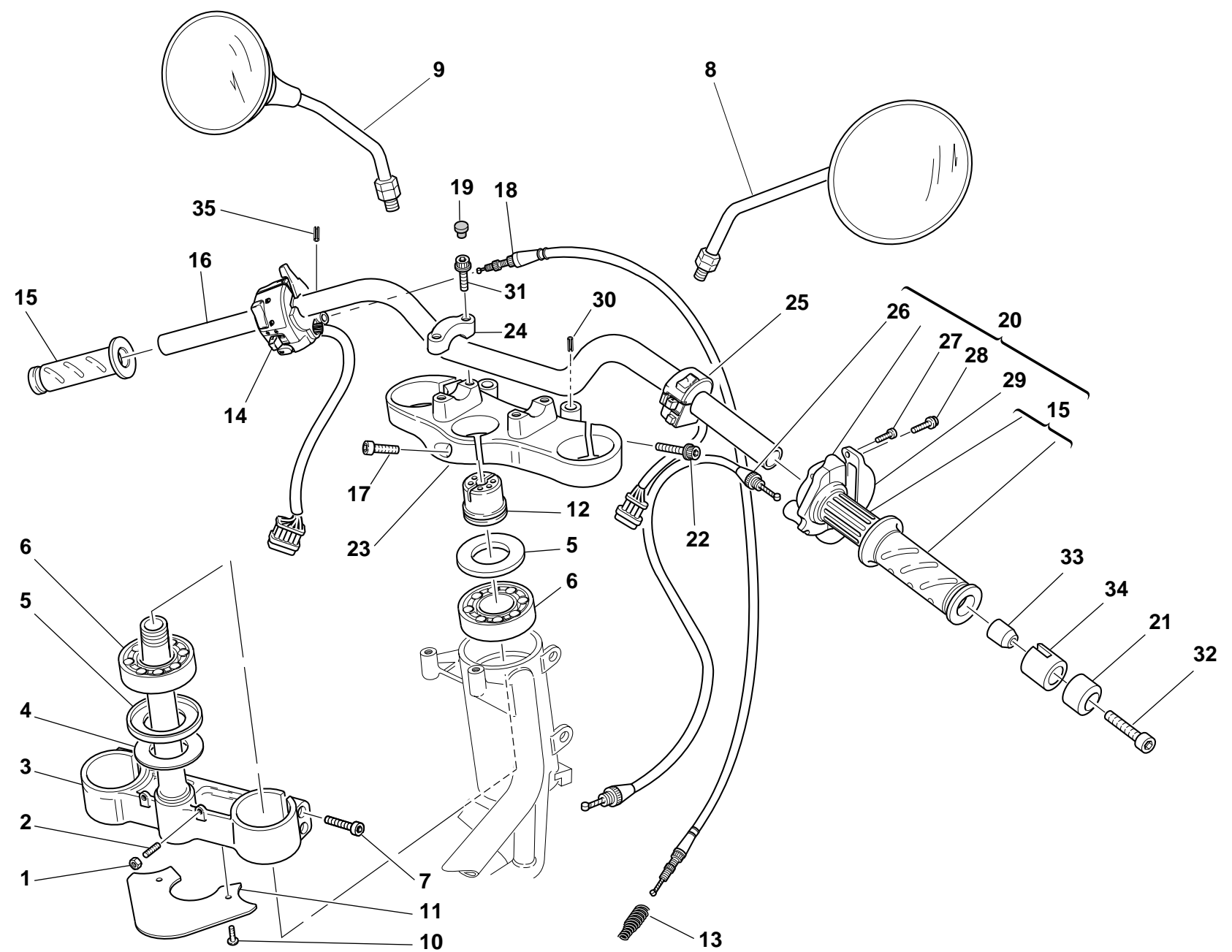
NOTES	NO.	CODE NO.	DESCRIPTION	VALIDITY	Q.TY	
	1	501.2.069.1AA	Front wheel rim (BLACK)		1	
	1	501.2.069.1AB	Front wheel rim		1	
	2	497.2.001.2A	Valve		1	
	3	714.1.028.1A	Inner spacer		1	
	4	75162.2566	Bearing		4	
	5	492.4.024.1A	Brake disc		2	
	6	770.5.123.2B	Screw		6	
	7	771.5.721.2B	Screw		12	
	8	819.1.017.1A	Front wheel spindle		1	
	9	714.1.045.1A	Spacer		1	
	10	0000.64471	Seal ring		1	
	11	884.5.008.1A	Circlip		1	
	12	748.1.014.1B	Fork nut		1	
	13	502.2.017.2AB	Rear rim		1	
	13	502.2.048.1A	Rear wheel rim (BLACK)		1	
	14	713.1.098.1A	Inner spacer		1	
	15	492.4.003.2A	Brake disc		1	
	16	0803.77.010	Valve		1	
	17	75162.3075	Bearing		2	
	18	700.1.005.1A	Vibration damper		6	
	19	821.1.009.1B	Pin		6	
	20	748.4.024.1A	Nut		6	
	21	160.1.049.1A	Rear sprocket flange		1	
	22	710.1.041.1B	Bush		1	
	23	494.1.096.1A	Ring gear z=39		1	
	24	713.1.097.1B	Spacer		1	

NOTES	NO.	CODE NO.	DESCRIPTION	VALIDITY	Q.TY	
-------	-----	----------	-------------	----------	------	---

DRAWING

026

HANDLEBAR AND CONTROLS



DRAWING

026

HANDLEBAR AND CONTROLS


NOTES	NO.	CODE NO.	DESCRIPTION	VALIDITY	Q.TY	
	1	417.9.030.8A	Nut		2	
	2	779.1.099.1A	Special screw		2	
	3	342.2.015.1C	Steering head base		1	
	4	852.1.103.1A	Washer		1	
	5	930.1.004.1A	Seal ring		2	
	6	702.4.004.1A	Bearing		2	
	7	60N102557	Screw		4	
	8	523.4.013.1A	R.H. rear-view mirror		1	
	9	523.4.012.1A	L.H. rear-view mirror		1	
	10	772.5.004.1A	Screw		2	
	11	460.1.076.2A	Mudflap		1	
	12	703.1.013.1A	Ring nut		1	
	13	799.1.058.1A	Starter control transmission return spring		1	
	14	651.4.011.1A	L.H. switch		1	
	15	8000.78345	Grips pair		1	
	16	360.1.035.1A	Handlebar		1	
	17	70700.8N01	Screw		1	
	18	657.1.015.1A	Flexible cable		1	
	19	0659.37.040	Cap		4	
	20	654.2.003.1A	Throttle control		1	
	21	153.1.003.1A	Counterweight		2	
	22	771.5.725.2B	Screw		4	
	23	341.1.030.1C	Steering head		1	
	24	360.1.033.1B	Bracket		2	
	25	650.4.008.1B	R.H. switch		1	
	26	656.1.036.2A	Throttle control transmission		1	
	27	8000.66774	Screw		2	

CATALOGUE No:

ISSUED:

915.1.174.1A

09 - 02

NOTES	NO.	CODE NO.	DESCRIPTION	VALIDITY	Q.TY	
	28	772.5.023.1A	Screw		2	
	29	658.4.002.1B	Cover		1	
	30	861.5.003.1A	Spring pin		2	
	31	779.5.012.1A	Screw		4	
	32	771.5.075.2B	Screw		2	
	33	711.1.072.1A	Bush		2	
	34	710.1.068.1A	Bush		2	
	35	74252.1304	Spring pin		2	

CATALOGUE No:

ISSUED:

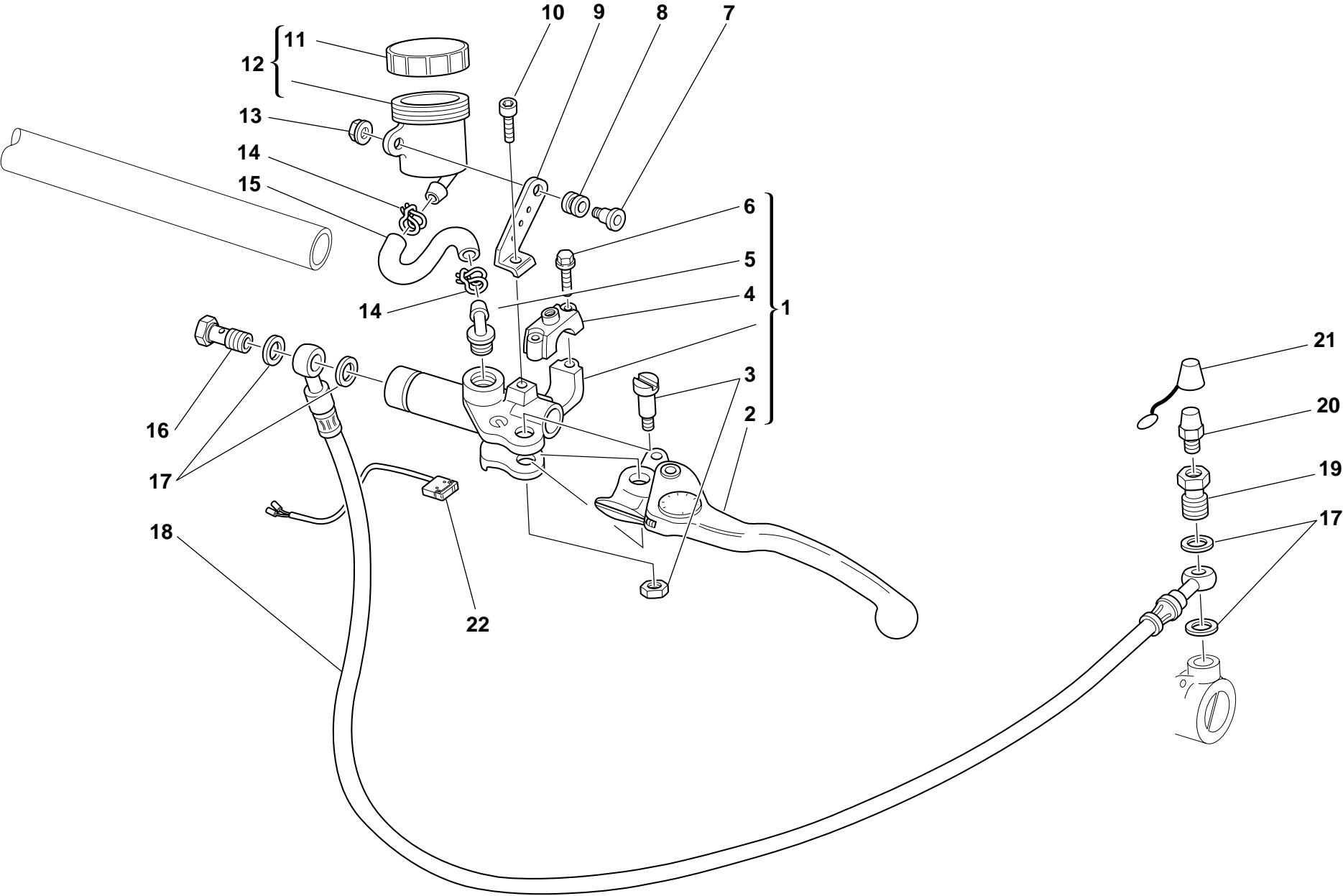
915.1.174.1A

09 - 02

DRAWING

027


CLUTCH CONTROL



DRAWING

027

CLUTCH CONTROL

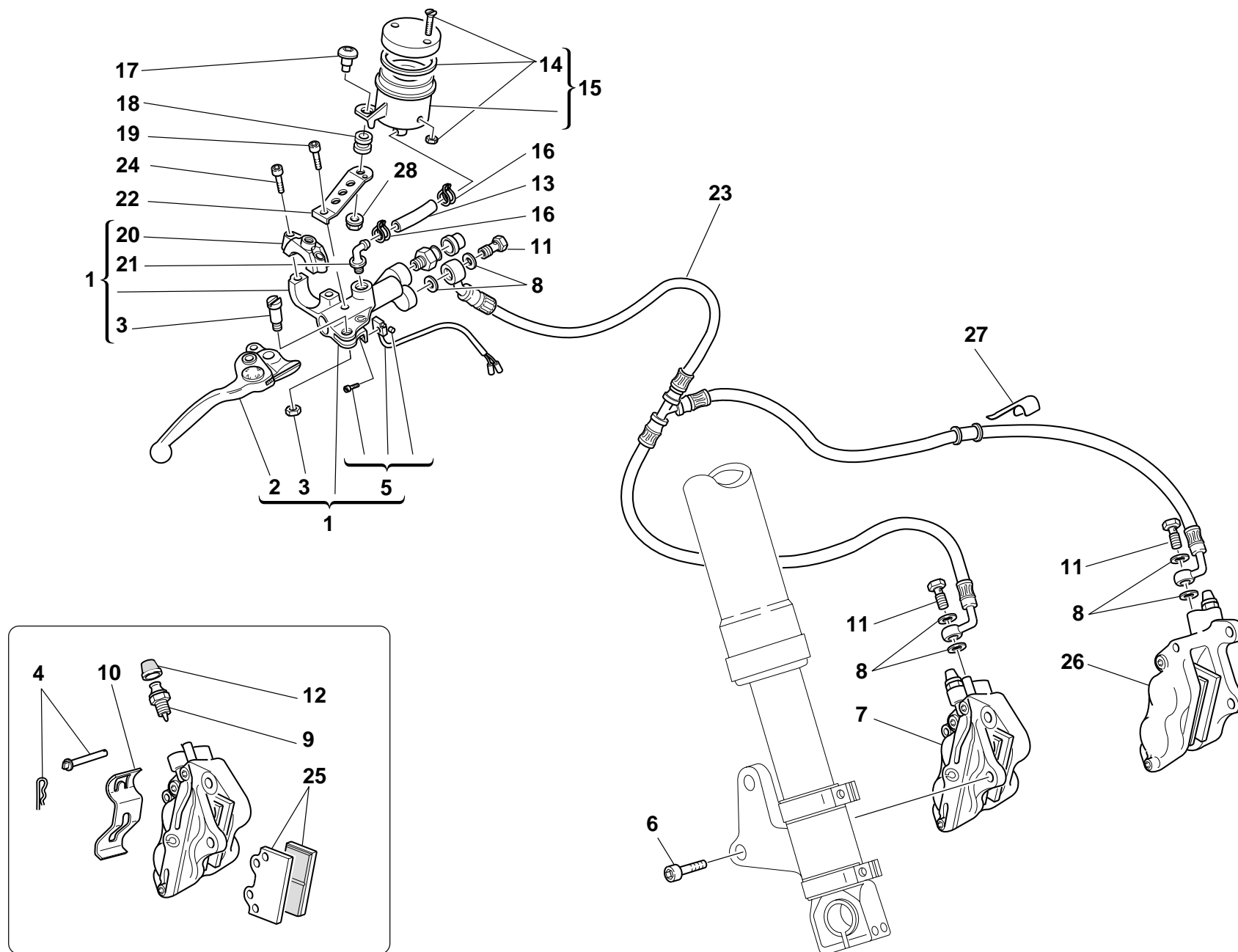
NOTES	NO.	CODE NO.	DESCRIPTION	VALIDITY	Q.TY	
	1	630.4.015.1A	Clutch drive pump		1	
	2	631.4.009.1A	Lever with dowel		1	
	3	626.4.009.1A	Spare lever pin		1	
	4	626.4.015.1A	Spare bracket		1	
	5	631.4.008.1A	Spare union		1	
	6	771.5.669.2B	Screw		2	
	7	779.1.092.1A	Screw		1	
	8	0370.72.020	Vibration damper pad		1	
	9	829.1.061.1C	Bracket		1	
	10	70700.6N02	Screw		1	
	11	893.4.005.1A	Cap		1	
	12	0000.61078	Complete oil tank		1	
	13	8000.56443	Nut		1	
	14	741.4.043.1A	Hose guide		2	
	15	877.1.049.1A	Tube		1	
	16	779.1.058.2A	Special screw		1	
	17	420.2.001.0A	Gasket th.1		4	
	18	632.1.009.2L	Clutch control pipe (METAL PLAITED)		1	
	19	779.1.082.2A	Filler		1	
	20	0000.33552	Bleed		1	
	21	612.4.005.1A	Dust seal		1	
	22	539.4.033.1A	Microswitch		1	

NOTES	NO.	CODE NO.	DESCRIPTION	VALIDITY	Q.TY	
-------	-----	----------	-------------	----------	------	---

DRAWING

028

## FRONT BRAKE



DRAWING

028

FRONT BRAKE


NOTES	NO.	CODE NO.	DESCRIPTION	VALIDITY	Q.TY	
	1	624.4.026.1A	Front brake pump		1	
	2	626.4.007.1A	Lever with dowel		1	
	3	626.4.009.1A	Spare lever pin		1	
	4	612.4.014.1A	Spare pins and spring		2	
	5	539.4.021.1A	Microswitch		1	
	6	771.5.431.2B	Screw		4	
	7	610.4.012.2B	R.H. brake caliper		1	
	8	420.2.001.0A	Gasket th.1		6	
	9	631.4.004.1A	Spare bleed union		2	
	10	612.4.017.1A	Spring		2	
	11	779.1.058.2A	Special screw		3	
	12	612.4.008.1A	Dust seal		1	
	13	877.1.069.1A	Tube		1	
	14	8000.68490	Spare cap		1	
	15	0000.66181	Complete oil tank		1	
	16	741.4.043.1A	Hose guide		2	
	17	779.1.092.1A	Screw		1	
	18	0370.72.020	Vibration damper pad		1	
	19	707006N02	Screw		1	
	20	626.4.024.1A	Spare bracket		1	
	21	631.4.008.1A	Spare union		1	
	22	829.1.132.1B	Plate		1	
	23	618.4.039.1A	Caliper pump pipe (METAL PLAITED)		1	
	24	771.5.669.2B	Screw		2	
	25	613.4.020.1A	Pads pair		2	
	26	610.4.011.2B	L.H. brake caliper		1	
	27	829.1.141.1B	Fairlead		2	

CATALOGUE No:

ISSUED:

915.1.174.1A

09 - 02

NOTES	NO.	CODE NO.	DESCRIPTION	VALIDITY	Q.TY	
	28	8000.56443	Nut		1	

CATALOGUE No:

ISSUED:

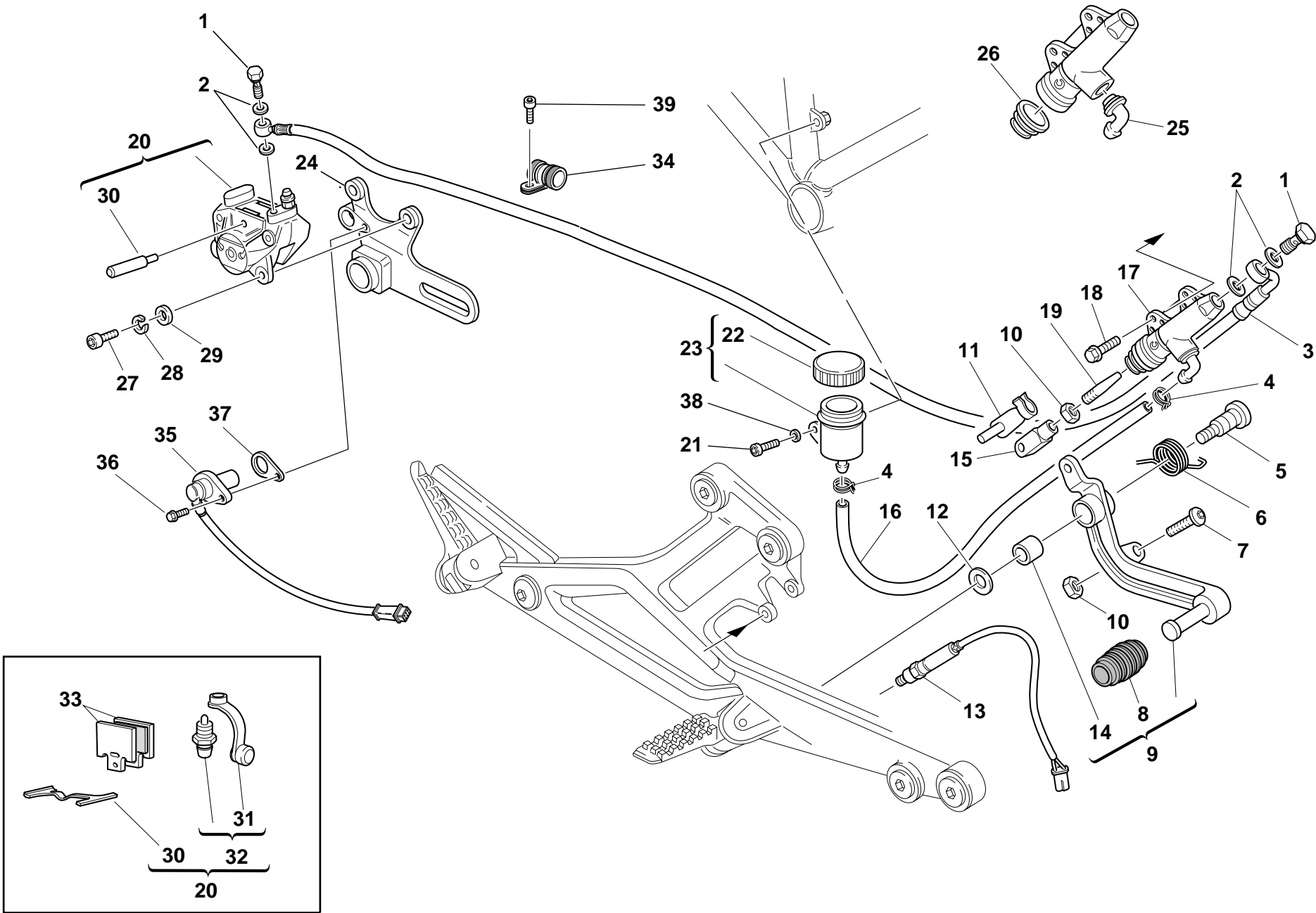
915.1.174.1A

09 - 02

DRAWING

029

REAR BRAKE



DRAWING

029

REAR BRAKE


NOTES	NO.	CODE NO.	DESCRIPTION	VALIDITY	Q.TY	
	1	779.1.058.1A	Special screw		2	
	2	420.2.001.0A	Gasket th.1		4	
	3	619.4.018.1A	Rear brake line		1	
	4	741.4.043.1A	Hose guide		2	
	5	80A0.53548	Pin		1	
	6	799.1.044.1A	Spring		1	
	7	779.1.054.1AA	Special screw		1	
	8	765.1.001.1A	Rubber pad		1	
	9	457.2.007.1A	Brake control lever		1	
	10	417.9.030.6A	Nut		2	
	11	850.1.005.1A	Spring		1	
	12	0000.59485	Washer		1	
	13	539.4.003.1B	Switch		1	
	14	8000.59056	Bush		1	
	15	184.1.001.1A	Fork		1	
	16	877.1.039.1A	Tube		1	
	17	625.4.005.1AB	Rear brake pump		1	
	18	772.5.023.1A	Screw		2	
	19	8000.62586	Adjuster rod		1	
	20	611.4.002.4A	Rear brake caliper		1	
	21	707006N02	Screw		1	
	22	893.4.005.1A	Cap		1	
	23	585.4.001.1A	Complete oil tank		1	
	24	825.1.030.1A	Caliper holder plate		1	
	25	631.4.008.1A	Spare union		1	
	26	626.4.013.1A	Dust cover		1	
	27	771.5.125.2C	Screw		2	

CATALOGUE No:

ISSUED:

915.1.174.1A

09 - 02

NOTES	NO.	CODE NO.	DESCRIPTION	VALIDITY	Q.TY	
	28	734008N01	Spring washer		2	
	29	0670.80.010	Washer		2	
	30	0000.48744	Spare pins and spring		1	
	31	612.4.008.1A	Dust seal		1	
	32	0000.39727	Spare bleed union		1	
	33	613.4.031.1A	Pads pair		1	
	34	741.4.062.1A	Clip		1	
	35	552.4.037.1A	Sensor		1	
	36	771.5.665.2B	Screw		1	
	37	713.1.192.1A	Spacer		1	
	38	734406N01	Washer		1	
	39	8A00.67997	Screw		1	

CATALOGUE No:

ISSUED:

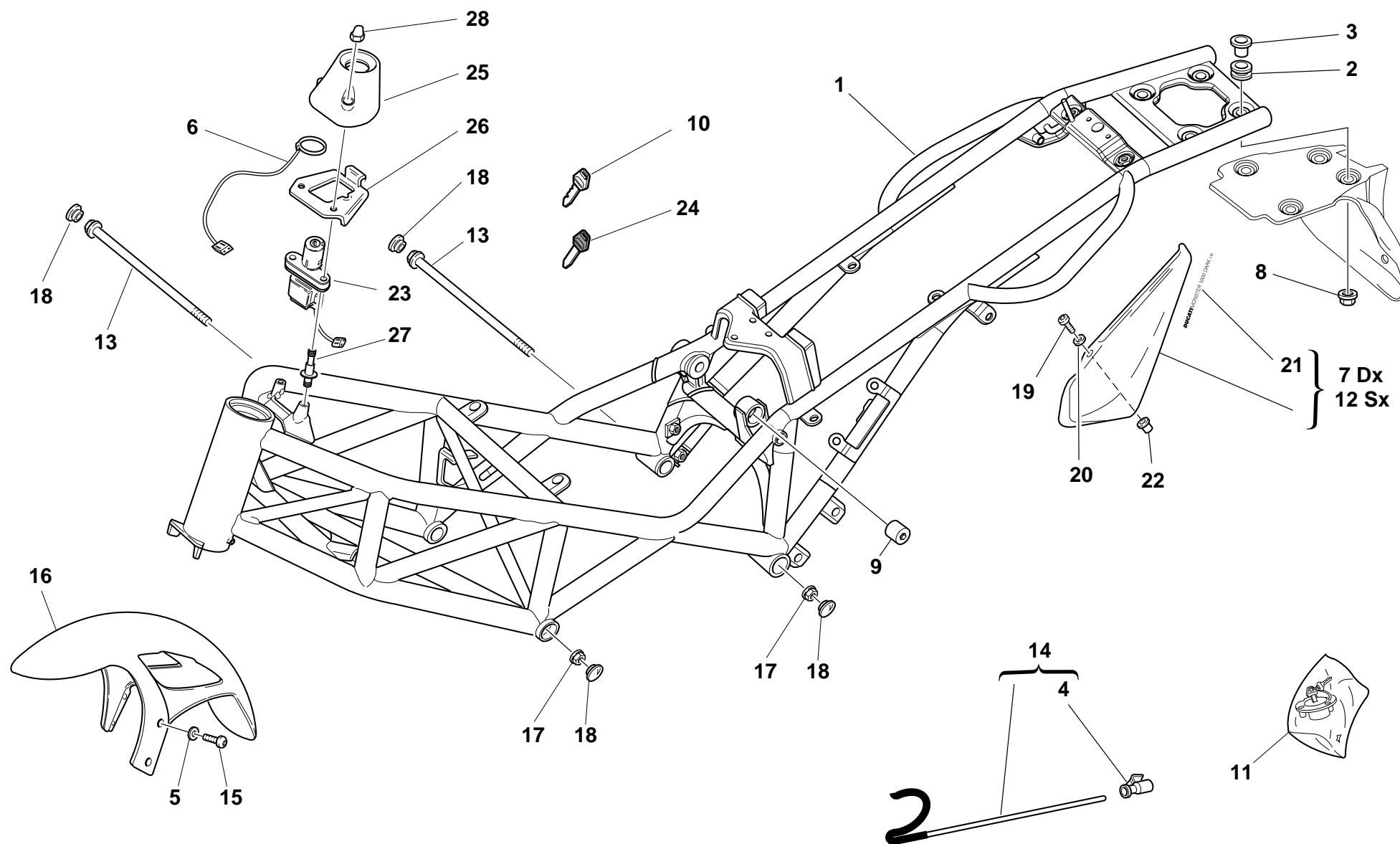
915.1.174.1A

09 - 02

DRAWING

**030**

## FRAME



DRAWING


030

FRAME

NOTES	NO.	CODE NO.	DESCRIPTION	VALIDITY	Q.TY	
	1	470.1.056.2AA	Frame		1	
	1	470.1.056.2AB	Frame (BLACK)		1	
	2	764.1.029.1A	Rubber pad		4	
	3	0000.44099	Spacer		4	
	4	764.1.015.1B	Rubber pad		1	
	5	856.1.042.1A	Nylon washer		4	
	6	518.4.004.1B	Antenna		1	
	7	482.1.098.1A	R.H. body panel		1	
	8	729906FN1	Nut		4	
	9	750.1.060.1A	Nut		1	
	10	598.4.018.1A	Wrench without Transponder		1	
	11	598.2.030.1A	Locks kit		1	
	12	482.1.092.1A	L.H. body panel		1	
	13	779.1.213.1A	Screw		2	
	14	117.2.049.1A	Rod		1	
	15	772.5.023.1A	Screw		4	
	16	564.1.029.1BF	Front mudguard (BLACK)		1	
	16	564.1.029.1BR	Front mudguard (SILVER)		1	
	17	748.4.002.1A	Nut		2	
	18	872.1.026.1A	Cap		4	
	19	775.1.002.1A	Screw		4	
	20	0000.63161	Washer		4	
	21	436.1.131.1A	Sticker "DUCATI MONSTER 1000DARKi.e."		2	
	22	0000.63150	Insert		4	
	23	652.4.006.1A	Key-operated switch		1	
	24	598.4.016.1A	Wrench with Transponder		1	
	25	246.1.060.2A	Cover		1	

CATALOGUE No:  
ISSUED:

915.1.174.1A  
09 - 02

NOTES	NO.	CODE NO.	DESCRIPTION	VALIDITY	Q.TY	
	26	827.1.211.1A	Plate		1	
	27	779.1.221.1A	Special screw		2	
	28	749.4.002.1A	Nut		2	

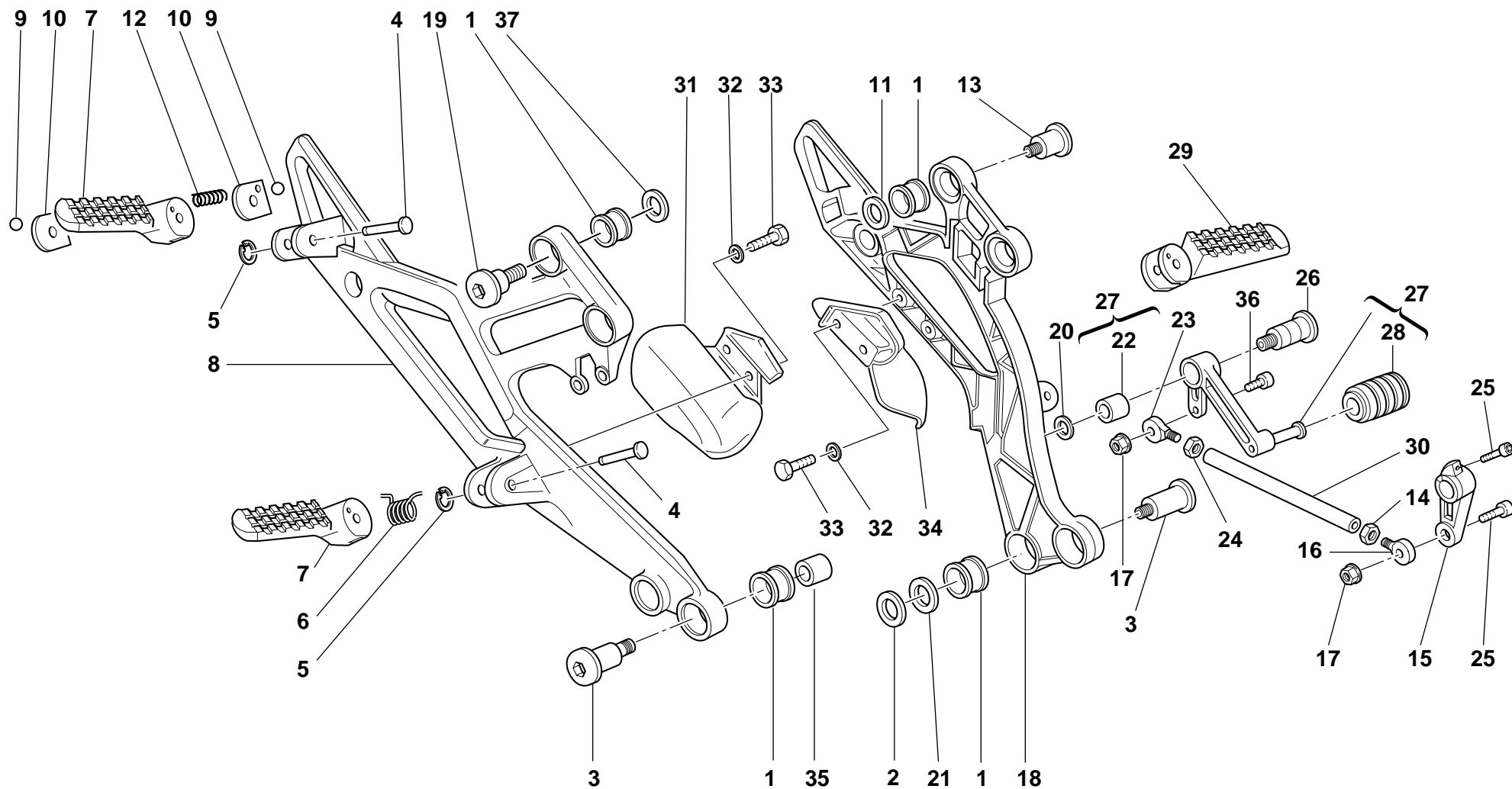
CATALOGUE No:  
ISSUED:

915.1.174.1A  
09 - 02

DRAWING

031

## GEARCHANGE LEVER - FOOT REST



DRAWING

031

GEARCHANGE LEVER - FOOT REST


NOTES	NO.	CODE NO.	DESCRIPTION	VALIDITY	Q.TY	
	1	8000.60683	Vibration damper		8	
	2	852.1.065.1A	Washer		2	
	3	779.1.206.1A	Screw		4	
	4	821.1.090.1A	Pin		4	
	5	0170.91.730	Ring		4	
	6	8000.60700	Spring		2	
	7	8000.62562	R.H. foot-rest		2	
	8	824.1.024.1AB	R.H. foot peg holder plate		1	
	9	847.4.002.1A	Ball		4	
	10	827.1.161.1A	Plate		4	
	11	852.1.099.1A	Washer		2	
	12	8000.62655	Spring		2	
	13	779.1.204.1A	Screw		2	
	14	417.9.030.6A	Nut		1	
	15	0370.69.020	Gearchange control lever		1	
	16	76401.0002	Ball joint		1	
	17	763106N01	El-stop nut		2	
	18	824.1.023.1AB	L.H. foot peg holder plate		1	
	19	779.1.212.1A	Screw		2	
	20	0000.59485	Washer		1	
	21	716.1.056.1A	Spacer		1	
	22	8000.59056	Bush		1	
	23	76401.0003	Ball joint		1	
	24	747.5.001.1A	L.H. nut		1	
	25	779.5.011.1A	Screw		1	
	26	80A0.53548	Pin		1	
	27	456.2.009.1A	Gearchange lever		1	

CATALOGUE No:

ISSUED:

915.1.174.1A

09 - 02

NOTES	NO.	CODE NO.	DESCRIPTION	VALIDITY	Q.TY	
	28	765.1.001.1A	Rubber pad		1	
	29	8000.62563	L.H. foot-rest		2	
	30	117.1.028.1A	Gearbox transmission rod		1	
	31	460.1.038.2B	R.H. protection		1	
	32	0670.72.010	Washer		4	
	33	60N101077	Screw		4	
	34	460.1.039.2B	L.H. protection		1	
	35	852.1.117.1A	Washer		2	
	36	779.5.001.1A	Screw		1	
	37	852.1.116.1A	Washer		2	

CATALOGUE No:

ISSUED:

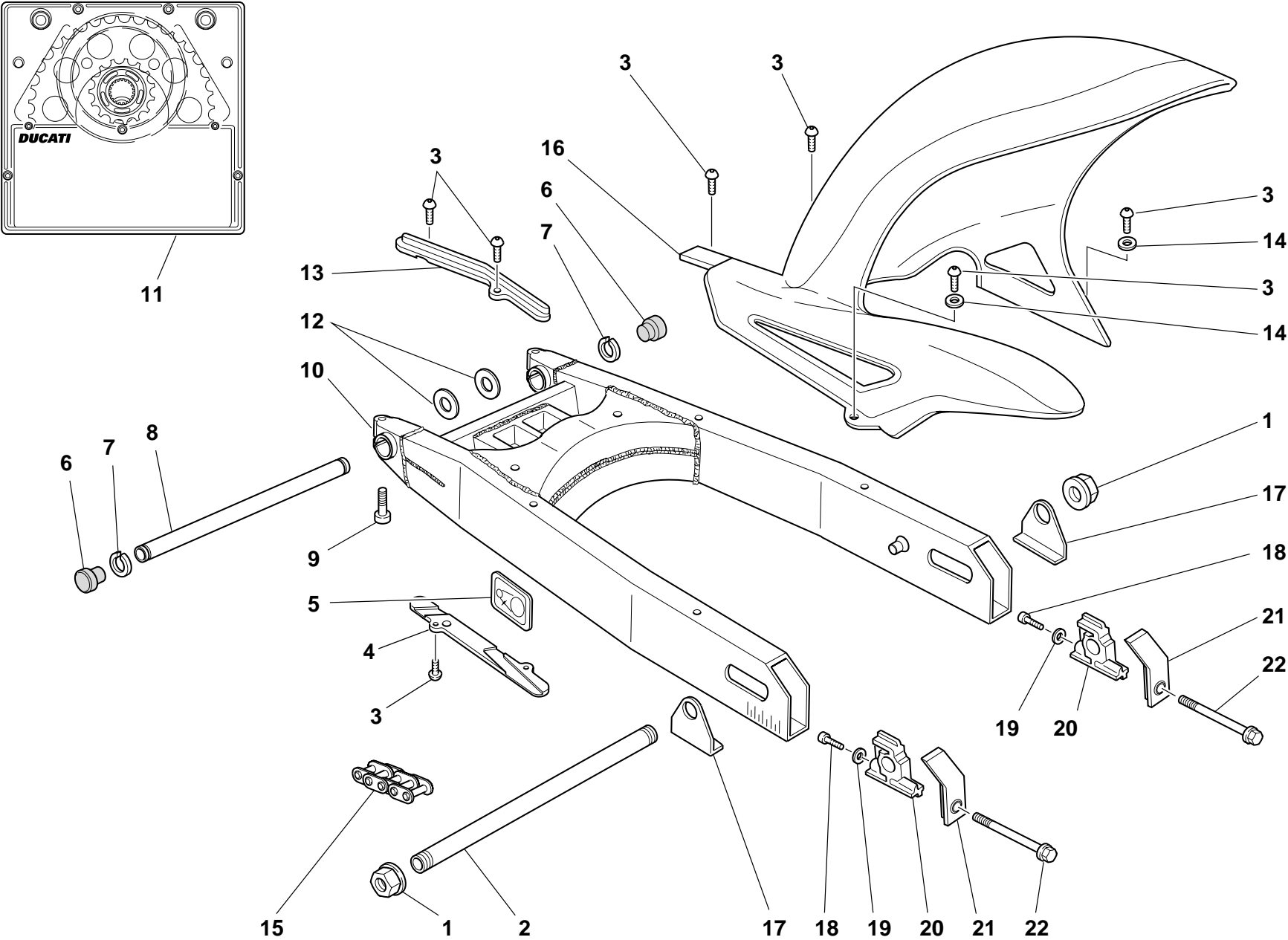
915.1.174.1A

09 - 02

DRAWING

**032**

**SWINGARM AND CHAIN**



DRAWING

032

SWINGARM AND CHAIN

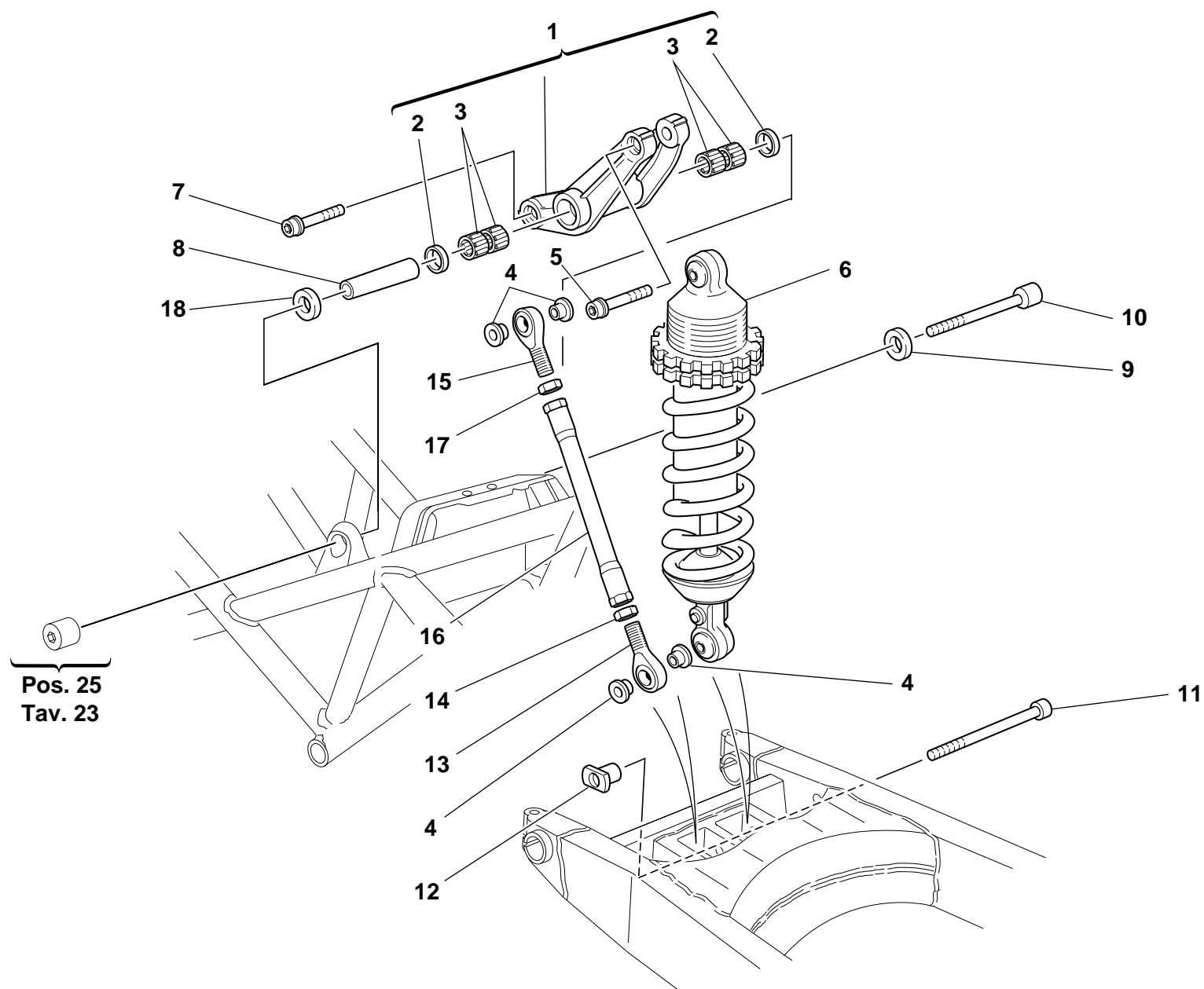
NOTES	NO.	CODE NO.	DESCRIPTION	VALIDITY	Q.TY	
	1	748.1.023.1A	Nut		2	
	2	819.1.030.1A	Rear wheel spindle		1	
	3	779.1.119.2A	Screw		8	
	4	447.1.031.2A	Lower chain sliding shoe		1	
	5	433.1.291.1A	Plate		1	
	6	872.1.019.1A	Cap		2	
	7	884.4.007.1A	Snap ring		2	
	8	369.1.004.1A	Swingarm pivot		1	
	9	60N102584	Screw		2	
	10	370.1.021.1D	Swingarm		1	
	11	676.2.046.1A	Final drive kit		1	
	12	852.1.001.1A	Shim th. 1.8		2	
	12	852.1.002.1A	Shim th. 0.2		3	
	12	852.1.003.1A	Shim th. 0.1		1	
	13	447.1.030.2A	Upper chain sliding shoer		1	
	14	0364.99.710	Nylon gasket		4	
	15	676.4.040.1A	Chain		1	
	16	565.1.021.2A	Rear mudguard		1	
	17	373.1.029.1B	Plate		2	
	18	771.5.004.2B	Screw		2	
	19	852.1.079.1A	Washer		2	
	20	373.1.028.1B	Sliding shoe		2	
	21	373.1.023.1B	Cover		2	
	22	779.1.037.1A	Screw		2	

NOTES	NO.	CODE NO.	DESCRIPTION	VALIDITY	Q.TY	
-------	-----	----------	-------------	----------	------	---

DRAWING

033


## REAR SUSPENSION



DRAWING

033

REAR SUSPENSION

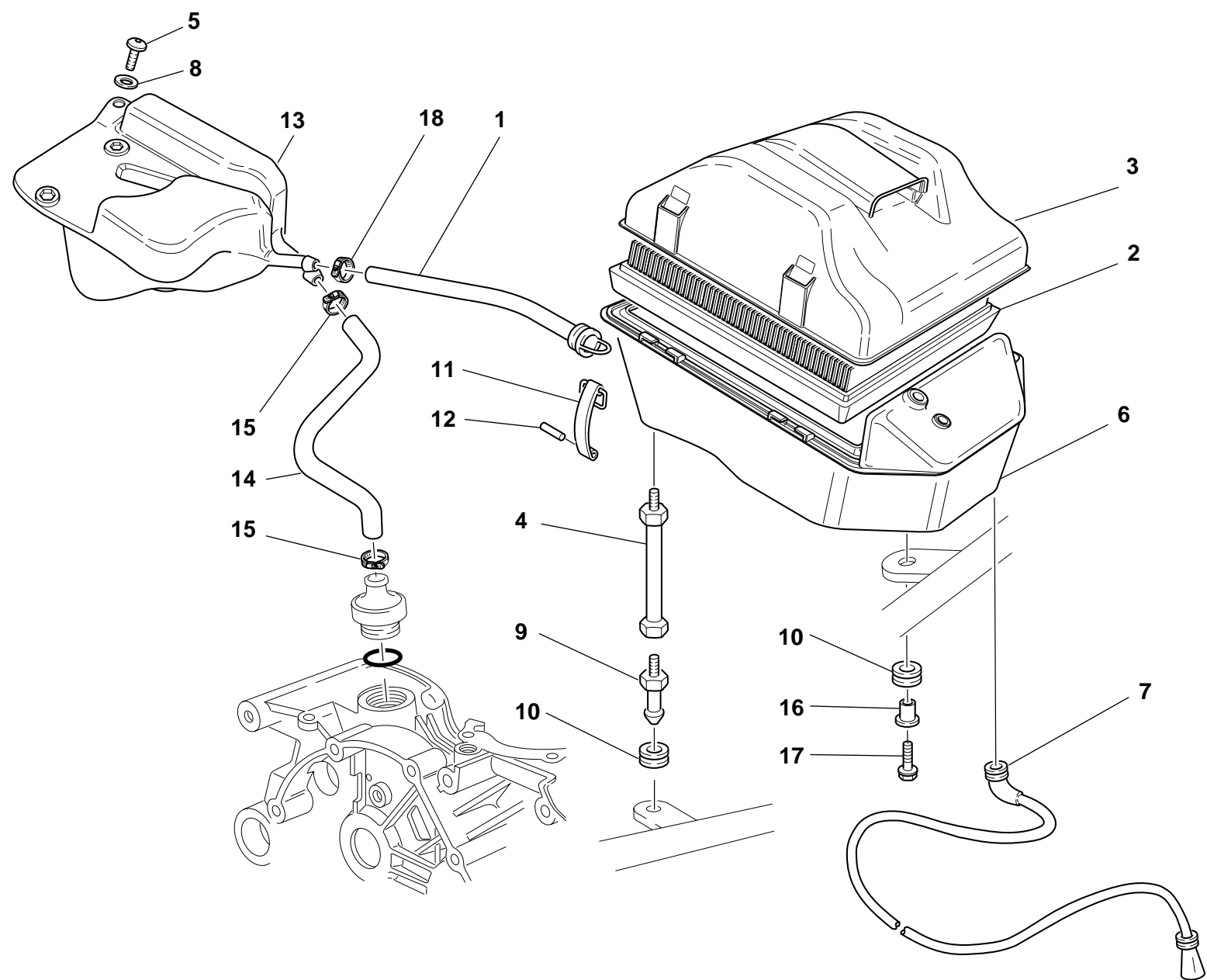
NOTES	NO.	CODE NO.	DESCRIPTION	VALIDITY	Q.TY	
	1	372.2.008.3A	Rocker assembly		1	
	2	93781.1824	Seal ring		2	
	3	701.4.006.1A	Needle bearing		4	
	4	710.1.025.1A	Bush		4	
	5	771.5.938.2B	Screw		1	
	6	365.2.045.1A	Shock absorber		1	
	7	771.5.937.2B	Screw		1	
	8	715.1.004.1A	Spacer		1	
	9	710.1.085.1A	Spacer		1	
	10	771.1.015.1A	Screw		1	
	11	771.1.008.1A	Screw		1	
	12	710.1.046.1A	Bush		1	
	13	76401.0010	Ball joint		1	
	14	417.9.090.1A	Nut		1	
	15	76401.0009	Ball joint		1	
	16	875.1.038.2A	Tie rod		1	
	17	747.1.006.1A	Nut		1	
	18	710.1.088.1A	Spacer		1	

NOTES	NO.	CODE NO.	DESCRIPTION	VALIDITY	Q.TY	
-------	-----	----------	-------------	----------	------	---

DRAWING

**034**


AIR INDUCTIO AND OIL VENT



DRAWING

034

AIR INDUCTIO AND OIL VENT

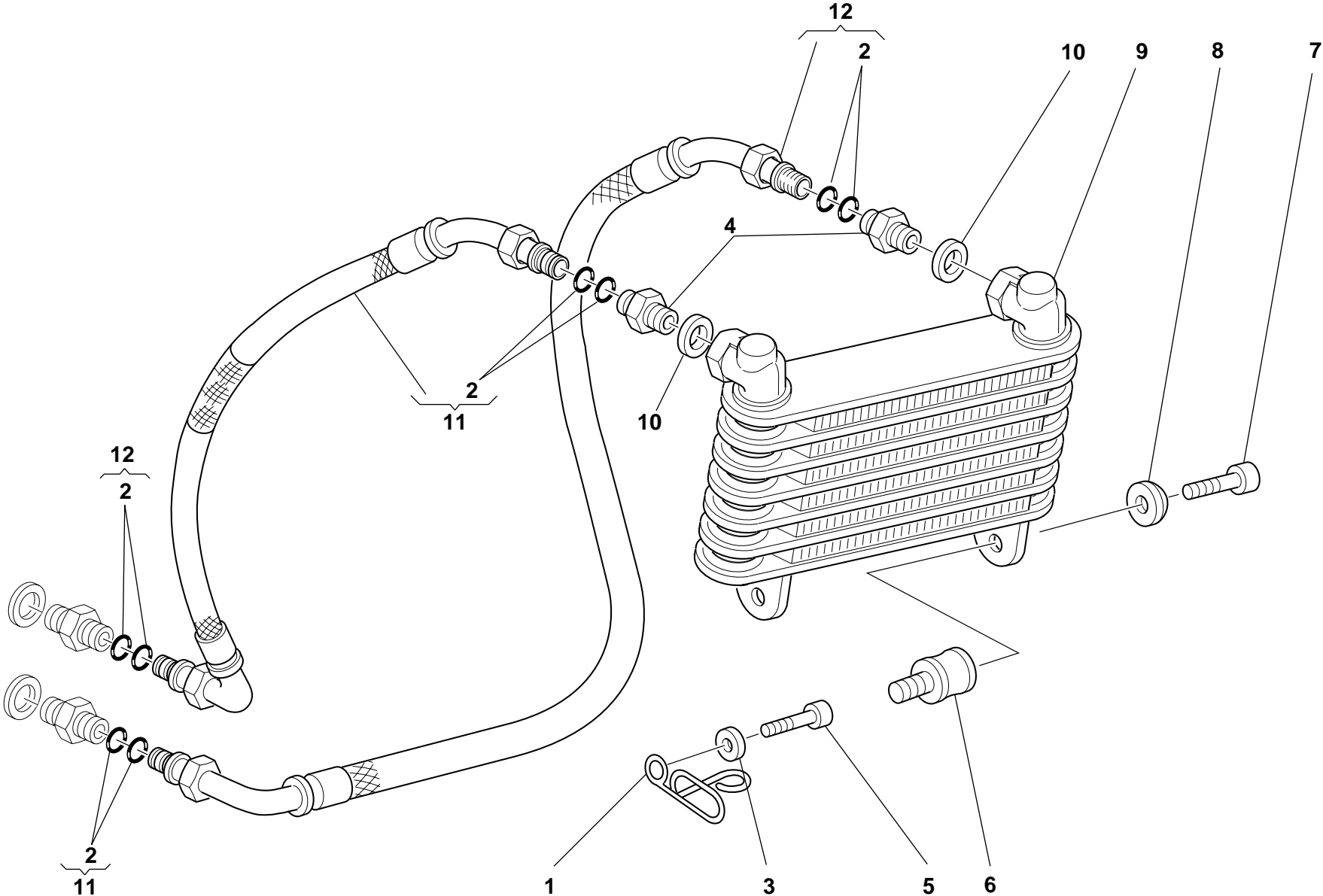
NOTES	NO.	CODE NO.	DESCRIPTION	VALIDITY	Q.TY	
	1	876.1.082.1A	Filter/fuel tank outlet pipe		1	
	2	426.1.010.1A	Filter element		1	
	3	246.2.011.1B	Filter case cover		1	
	4	684.1.026.1A	Stud bolt		2	
	5	60N102510	Screw		1	
	6	442.2.079.1A	Air filter box		1	
	7	877.2.002.1A	Tube		1	
	8	0670.72.010	Washer		1	
	9	821.1.075.1A	Pin		3	
	10	8000.18048	Rubber pad		3	
	11	760.1.003.1A	Hook		4	
	12	74223.1045	Spring pin		4	
	13	585.1.031.1A	Oil breather tank		1	
	14	876.1.066.1A	Breather pipe		1	
	15	741.4.002.1A	Hose guide		2	
	16	716.1.022.1A	Spacer		1	
	17	772.5.023.1A	Screw		1	
	18	741.4.024.1A	Hose guide		1	

NOTES	NO.	CODE NO.	DESCRIPTION	VALIDITY	Q.TY	
-------	-----	----------	-------------	----------	------	---

DRAWING

**035**


OIL COOLER



DRAWING

**035**

OIL COOLER

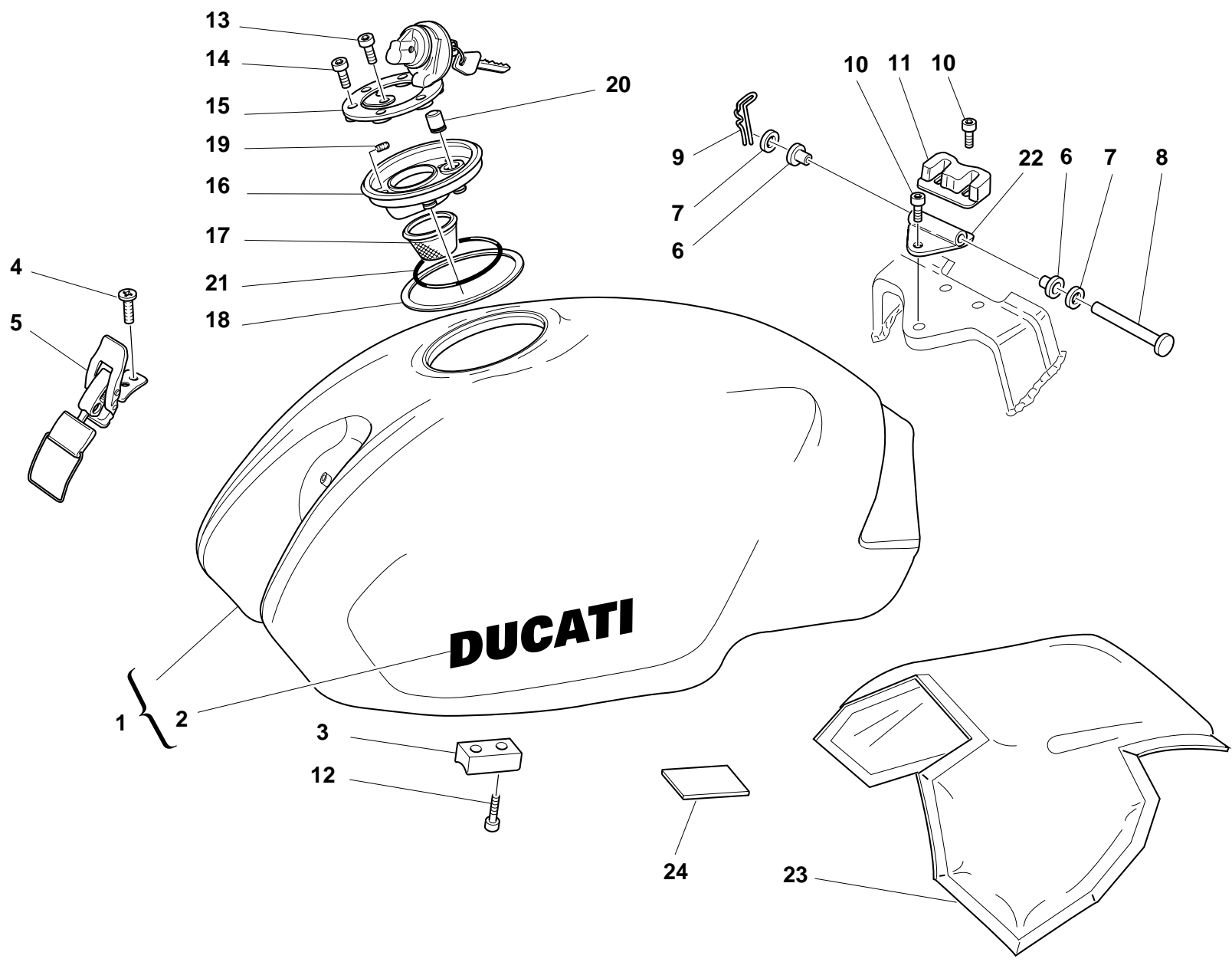
NOTES	NO.	CODE NO.	DESCRIPTION	VALIDITY	Q.TY	
	1	829.1.109.1B	Ring		1	
	2	886.5.015.1A	O-Ring		8	
	3	734306N01	Washer		1	
	4	815.1.022.1A	Nipple		2	
	5	60N102511	Screw		1	
	6	700.1.011.1A	Vibration damper		2	
	7	707006N02	Screw		2	
	8	841.1.001.1C	Retainer		2	
	9	548.4.030.1A	Oil cooler		1	
	10	420.2.006.4A	Aluminium gasket		2	
	11	875.1.052.1A	Oil delivery pipe		1	
	12	875.1.053.1A	Oil return pipe		1	

NOTES	NO.	CODE NO.	DESCRIPTION	VALIDITY	Q.TY	
-------	-----	----------	-------------	----------	------	---

DRAWING

036


FUEL TANK



DRAWING

036

FUEL TANK

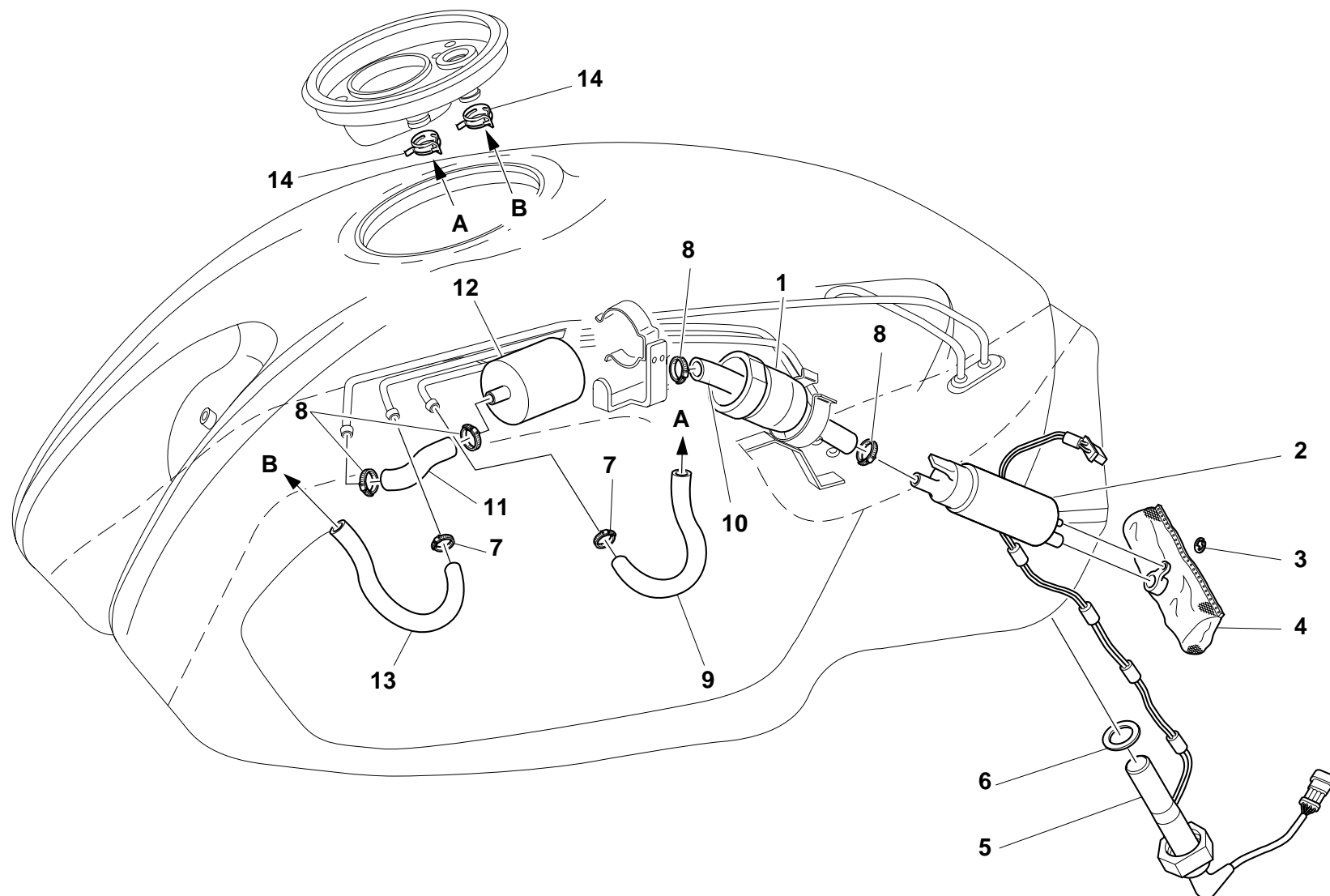
NOTES	NO.	CODE NO.	DESCRIPTION	VALIDITY	Q.TY	
	1	586.1.037.1AF	Fuel tank (BLACK)		1	
	1	586.1.037.2AR	Fuel tank (SILVER)		1	
	2	433.1.251.1A	Plate sticker		1	
	2	435.1.032.1AA	Sticker "DUCATI" (BLACK DARK)		2	
	2	437.1.131.1A	Sticker "DUCATI" (for SILVER, YELLOW)		2	
	3	866.1.040.1A	Pad		2	
	4	777.5.019.7E	Screw		2	
	5	760.4.006.1B	Hook		1	
	6	712.1.013.3A	Bush		2	
	7	80C0.05893	Shim		2	
	8	821.1.028.2B	Pin		1	
	9	8000.62705	Split pin		1	
	10	60N102504	Screw		3	
	11	866.1.037.1A	Pad		1	
	12	779.5.004.1A	Screw		4	
	13	771.5.040.2B	Screw		1	
	14	771.5.045.7E	Screw		3	
	15	895.4.001.2A	Tank cap		1	
	16	160.1.013.1B	Flange		1	
	17	802.1.005.1A	Hose		1	
	18	791.1.015.1A	Gasket		1	
	19	779.5.007.1A	Screw		8	
	20	791.1.039.1A	Gasket		1	
	21	886.4.011.1A	O-Ring		1	
	22	80B0.62672	Bracket		1	
	23	486.1.056.1A	Panel (BLACK)		1	

NOTES	NO.	CODE NO.	DESCRIPTION	VALIDITY	Q.TY	
-------	-----	----------	-------------	----------	------	---

DRAWING

037


## FUEL SYSTEM



DRAWING

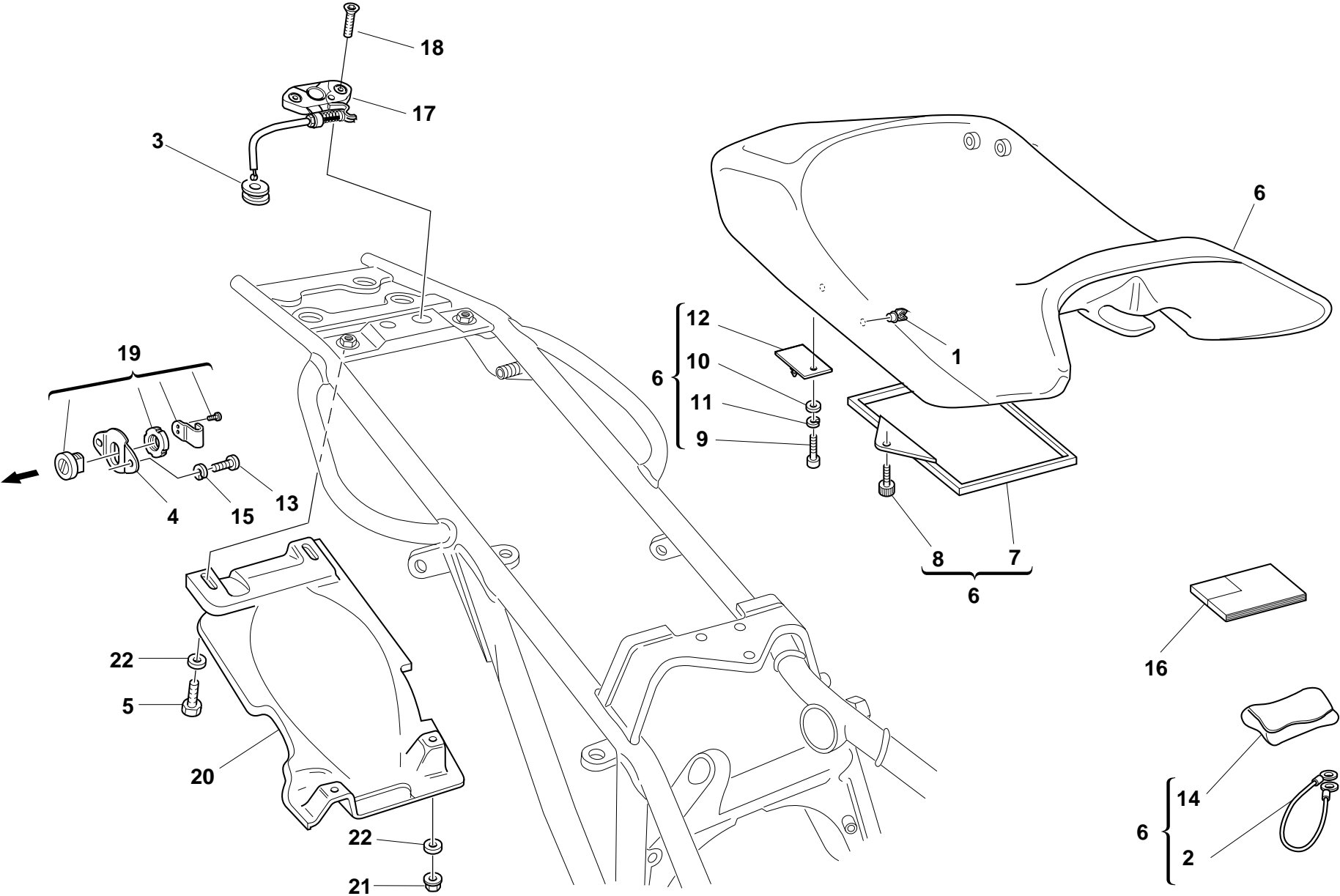
037

FUEL SYSTEM

NOTES	NO.	CODE NO.	DESCRIPTION	VALIDITY	Q.TY	
	1	829.1.296.1A	Pump holder		1	
	2	430.4.004.1A	Fuel pump		1	
	3	884.4.012.1A	Circlip		1	
	4	425.4.008.1A	Fuel filter		1	
	5	592.1.010.1A	Low fuel sensor		1	
	6	789.1.001.1A	Gasket		1	
	7	741.4.008.2A	Hose guide		2	
	8	741.4.004.1A	Hose guide		4	
	9	590.1.158.1A	Tube		1	
	10	590.1.125.1A	Tube		1	
	11	590.1.157.1A	Tube		1	
	12	425.4.004.1B	Fuel filter		1	
	13	590.1.178.1A	Tube		1	
	14	741.4.100.1A	Hose guide		2	

NOTES	NO.	CODE NO.	DESCRIPTION	VALIDITY	Q.TY	
-------	-----	----------	-------------	----------	------	---


DRAWING 038 SEAT



DRAWING

038

SEAT

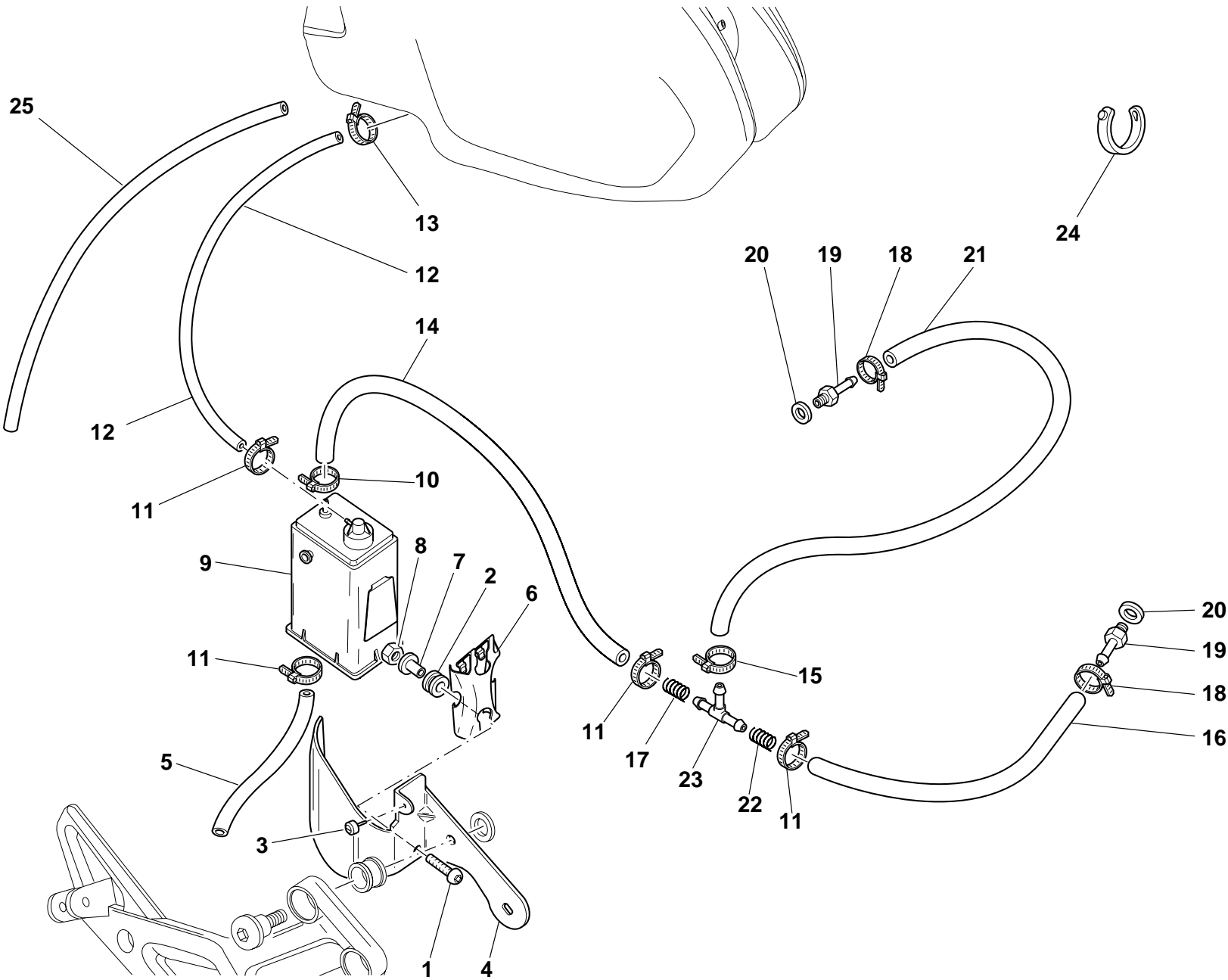
NOTES	NO.	CODE NO.	DESCRIPTION	VALIDITY	Q.TY	
	1	696.1.008.1A	Spring		2	
	2	732.1.007.1A	Helmet anti-theft wire		1	
	3	764.1.029.1A	Rubber pad		1	
	4	829.1.236.1A	Plate		1	
	5	60N101077	Screw		2	
	6	595.1.036.2A	Seat padding		1	
	7	247.1.086.1A	Cover		1	
	8	779.1.104.1A	Special screw		2	
	9	779.5.010.1A	Screw		2	
	10	734306N01	Washer		2	
	11	734006N01	Spring washer		2	
	12	829.2.237.1A	Pin		1	
	13	60N102482	Screw		2	
	14	697.2.006.2B	Tool bag		1	
	15	734005N01	Spring washer		2	
	16	913.7.084.1A	Owner's manual		1	
	17	732.2.010.2A	Flexible cable		1	
	18	777.5.036.2B	Screw		2	
	19	598.4.019.1A	Seat lock		1	
	20	565.1.017.2A	Mudflap		1	
	21	729906FN1	Nut		2	
	22	0670.72.010	Washer		4	

NOTES	NO.	CODE NO.	DESCRIPTION	VALIDITY	Q.TY	
-------	-----	----------	-------------	----------	------	---

DRAWING

039


FUEL INFEED



DRAWING

039

FUEL INFEED

NOTES	NO.	CODE NO.	DESCRIPTION	VALIDITY	Q.TY	
	1	779.1.008.1A	Screw		2	
	2	764.1.029.1A	Rubber pad		2	
	3	8000.66308	Vibration damper pad		1	
	4	827.1.186.1A	Bracket		1	
	5	590.1.141.1A	Tube		1	
	6	827.1.157.1A	Plate		1	
	7	716.1.043.1A	Spacer		2	
	8	729906FN1	Nut		2	
	9	426.1.007.1B	CANISTER filter		1	
	10	741.4.058.1A	Hose guide		1	
	11	741.4.063.1A	Hose guide		4	
	12	590.1.170.1A	Filter/fuel tank outlet pipe		1	
	13	741.4.057.1A	Hose guide		1	
	14	590.1.191.1A	Tube		1	
	15	741.4.059.1A	Hose guide		1	
	16	590.1.111.1B	Tube		1	
	17	799.1.105.1A	Spring		1	
	18	741.4.013.1A	Hose guide		2	
	19	814.1.091.2A	Union		2	
	20	0250.70.223	Aluminium gasket		2	
	21	590.1.139.1A	Tube		1	
	22	799.1.118.1B	Spring		1	
	23	0361.98.850	Shunt valve		1	
	24	0691.91.030	Hose guide		2	
	25	590.1.136.1A	Breather pipe		1	

NOTES	NO.	CODE NO.	DESCRIPTION	VALIDITY	Q.TY	
-------	-----	----------	-------------	----------	------	---

DRAWING

**040**

**MARKING PLATES**

OBJECTS IN MIRROR ARE  
CLOSER THAN THEY APPEAR  
Cod.43311661A

**2**

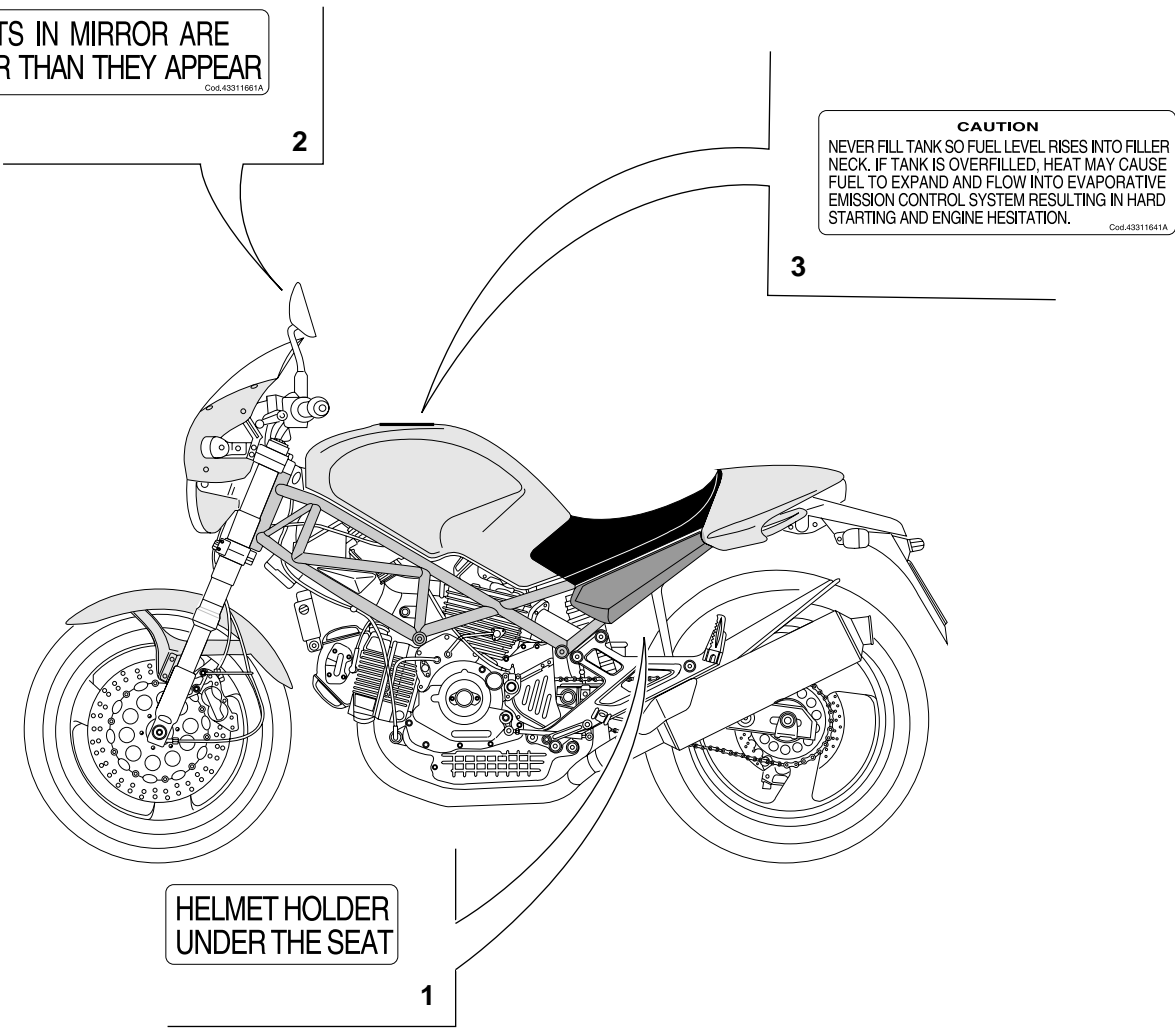
**CAUTION**

NEVER FILL TANK SO FUEL LEVEL RISES INTO FILLER  
NECK. IF TANK IS OVERFILLED, HEAT MAY CAUSE  
FUEL TO EXPAND AND FLOW INTO EVAPORATIVE  
EMISSION CONTROL SYSTEM RESULTING IN HARD  
STARTING AND ENGINE HESITATION.  
Cod.43311641A

**3**

HELMET HOLDER  
UNDER THE SEAT


**1**



DRAWING

040

MARKING PLATES

NOTES	NO.	CODE NO.	DESCRIPTION	VALIDITY	Q.TY	
	1	433.1.170.1A	Sticker		1	
	2	433.1.166.1A	Label		2	
	3	433.1.164.1A	Sticker		1	

NOTES	NO.	CODE NO.	DESCRIPTION	VALIDITY	Q.TY	
-------	-----	----------	-------------	----------	------	---

INDEX

CODE No.	Drwg.	POS. N.	CODE No.	Drwg.	POS. N.	CODE No.	Drwg.	POS. N.	CODE No.	Drwg.	POS. N.	CODE No.	Drwg.	POS. N.
0000.30326	17	14	0170.91.730	31	5	0619.50.065	12	17	0670.16.184	3	15	0765.92.205	15	8
0000.33552	27	20	0204.70.105	13	7	0619.92.180	14	8	0670.16.185	3	15	0765.92.205	2	21
0000.36230	23	15	0214.07.350	2	22	0619.92.180	15	8	0670.49.310	9	26	0796.38.305	22	11
0000.36726	22	2	0214.07.350	8	6	0647.29.040	12	15	0670.49.910	9	21	0797.41.090	22	22
0000.36726	23	23	0250.70.223	16	12	0647.70.010	14	12	0670.72.010	31	32	0797.69.040	13	2
0000.39727	29	32	0250.70.223	39	20	0647.70.010	15	20	0670.72.010	34	8	0797.72.068	19	32
0000.44099	19	31	0251.47.050	3	1	0659.16.555	4	1	0670.72.010	38	22	0797.72.068	23	7
0000.44099	23	8	0251.47.054	3	1	0659.37.040	26	19	0670.80.010	29	29	0799.13.110	2	27
0000.44099	30	3	0272.91.090	2	8	0659.38.226	22	15	0670.92.010	10	8	0803.77.010	25	16
0000.44240	23	9	0335.03.465	16	25	0660.13.060	2	19	0670.92.190	14	8	112.1.026.1AA	6	8
0000.48744	29	30	0361.98.850	39	23	0660.13.070	2	13	0670.92.190	15	8	112.1.026.1AB	6	8
0000.56525	20	13	0364.99.710	32	14	0660.13.143	2	9	0675.49.540	5	24	117.1.028.1A	31	30
0000.59485	29	12	0370.49.250	10	22	0660.13.165	2	25	0691.91.030	19	23	117.2.006.1A	4	29
0000.59485	31	20	0370.69.020	31	15	0660.16.145	4	21	0691.91.030	23	2	117.2.049.1A	30	14
0000.61078	27	12	0370.72.020	27	8	0660.47.040	6	13	0691.91.030	39	24	120.2.080.2A	7	8
0000.62729	17	23	0370.72.020	28	18	0660.49.053	9	17	0755.17.125	7	7	120.2.081.2A	7	4
0000.62729	23	21	0370.84.005	17	1	0660.50.020	12	8	0755.29.025	6	14	121.1.127.1A	7	3
0000.62730	17	24	0375.92.210	14	13	0665.49.680	5	8	0755.29.025	8	21	121.2.033.1A	7	1
0000.63150	30	22	0375.92.210	15	19	0670.16.145	3	7	0755.49.265	10	2	122.2.087.1A	7	9
0000.63161	30	20	0400.09.050	2	21	0670.16.150	3	3	0759.49.280	9	15	137.1.003.2B	16	11
0000.64471	25	10	0400.17.030	4	26	0670.16.155	3	19	0765.92.185	14	8	146.2.091.1A	6	1
0000.66181	28	15	0400.29.125	2	34	0670.16.163	3	11	0765.92.185	15	8	147.1.026.1A	8	9
0000.66527	19	5	0400.29.126	2	34	0670.16.164	3	11	0765.92.190	14	8	148.1.110.1A	13	9
0011.52.010	10	23	0400.49.240	11	18	0670.16.164	3	15	0765.92.190	15	8	148.1.111.1A	13	16
0124.40.060	8	12	0400.49.240	5	13	0670.16.165	3	15	0765.92.195	14	8	149.1.032.3A	3	25
0150.70.120	5	17	051.2.001.1A	1	10	0670.16.170	3	26	0765.92.195	15	8	150.2.005.1A	3	27
0150.70.120	9	28	0619.47.030	6	12	0670.16.171	3	26	0765.92.205	14	8	150.2.006.1A	3	2

INDEX

CODE No.	Drwg.	POS. N.	CODE No.	Drwg.	POS. N.	CODE No.	Drwg.	POS. N.	CODE No.	Drwg.	POS. N.	CODE No.	Drwg.	POS. N.
150.2.063.1A	3	28	180.1.002.1A	2	12	245.1.031.1A	13	6	303.1.026.1B	14	4	304.1.043.1BC	15	5
153.1.003.1A	26	21	180.1.008.1A	2	24	245.1.032.1A	8	1	303.1.026.1B	15	3	341.1.030.1C	26	23
158.2.012.1A	6	5	182.2.018.1A	2	18	245.1.033.1A	8	4	303.1.026.1BA	14	4	342.2.015.1C	26	3
160.1.013.1B	36	16	184.1.001.1A	29	15	246.1.060.2A	30	25	303.1.026.1BA	15	3	344.2.009.1A	24	3
160.1.049.1A	25	21	190.2.011.1A	4	8	246.1.061.1B	19	26	303.1.026.1BB	14	4	345.2.009.1A	24	1
160.1.057.1A	12	13	194.2.001.1B	4	12	246.2.011.1B	34	3	303.1.026.1BB	15	3	349.1.075.1A	24	14
160.1.105.1A	13	19	195.4.003.1A	4	22	247.1.002.1BC	11	9	303.1.026.1BC	14	4	349.1.076.1A	24	17
162.1.001.1B	4	7	196.1.001.2B	4	10	247.1.083.1AE	11	4	303.1.026.1BC	15	3	349.1.079.1A	24	4
170.2.020.1B	4	17	198.1.029.1A	4	13	247.1.086.1A	38	7	303.1.027.1B	14	5	349.1.087.1A	24	10
171.2.020.2B	8	10	208.1.012.4A	14	14	247.1.1.104.1A	9	2	303.1.027.1B	15	2	349.1.101.1A	24	18
172.1.002.1B	3	10	208.1.012.4A	15	17	250.2.030.3A	9	5	303.1.027.1BA	14	5	349.1.102.1A	24	21
172.1.003.1A	3	8	209.1.017.1A	14	16	254.1.001.1A	11	7	303.1.027.1BA	15	2	349.1.103.1A	24	12
172.1.004.1A	3	5	209.1.017.1A	15	18	254.4.001.1A	5	4	303.1.027.1BB	14	5	349.1.111.1A	24	22
172.1.005.1A	3	9	210.1.042.1A	14	22	255.1.023.1A	8	15	303.1.027.1BB	15	2	349.1.120.1A	24	9
172.1.006.1B	3	18	210.1.042.1A	15	7	255.1.024.1A	13	3	303.1.027.1BC	14	5	349.1.124.1A	24	16
172.1.007.1B	3	24	211.1.040.1A	14	21	264.4.014.3B	11	1	303.1.027.1BC	15	2	349.1.128.1A	24	23
172.1.008.1A	3	22	211.1.040.1A	15	6	270.4.005.1A	12	1	304.1.042.1B	14	2	349.1.154.1A	24	6
172.1.009.1A	3	21	220.3.208.3A	9	16	276.1.025.1B	12	16	304.1.042.1B	15	4	349.1.161.1A	24	15
172.1.010.1A	3	20	225.2.061.1A	10	1	280.4.007.1A	16	10	304.1.042.1BB	14	2	349.1.162.1A	24	2
172.1.011.1A	3	23	235.2.030.1B	13	12	282.4.046.1A	16	1	304.1.042.1BB	15	4	349.1.163.1A	24	5
173.1.012.3A	12	20	240.2.026.1B	14	10	283.4.003.1A	16	21	304.1.042.1BC	14	2	349.2.008.1A	24	11
174.1.002.1A	9	3	240.2.026.1B	15	12	284.4.002.1A	16	2	304.1.042.1BC	15	4	360.1.033.1B	26	24
174.1.025.1A	9	12	240.2.031.1A	15	24	286.4.073.1B	19	1	304.1.043.1B	14	3	360.1.035.1A	26	16
174.2.025.3A	9	1	242.2.045.1A	11	19	287.4.024.1B	16	8	304.1.043.1B	15	5	365.2.045.1A	33	6
176.1.001.1A	12	6	243.1.025.1AD	5	1	300160	15	25	304.1.043.1BB	14	3	366.1.038.1A	24	8
176.1.009.1A	12	10	243.2.004.1BB	5	6	301.2.092.1C	14	1	304.1.043.1BB	15	5	369.1.004.1A	32	8
180.1.001.1A	2	11	245.1.030.1A	13	5	301.2.093.1C	15	1	304.1.043.1BC	14	3	370.1.021.1D	32	10

INDEX

CODE No.	Drwg.	POS. N.	CODE No.	Drwg.	POS. N.	CODE No.	Drwg.	POS. N.	CODE No.	Drwg.	POS. N.	CODE No.	Drwg.	POS. N.
372.2.008.3A	33	1	420.2.001.0A	2	5	449.1.045.1A	3	12	492.4.024.1A	25	5	529.1.001.1A	24	24
373.1.023.1B	32	21	420.2.001.0A	27	17	451.1.025.1A	8	20	494.1.096.1A	25	23	529.1.006.1A	23	13
373.1.028.1B	32	20	420.2.001.0A	28	8	451.2.006.1A	8	23	497.2.001.2A	25	2	529.1.009.1A	23	19
373.1.029.1B	32	17	420.2.001.0A	29	2	455.2.003.1A	2	4	501.2.069.1AA	25	1	530.4.007.2A	22	9
380.4.010.1B	19	16	420.2.001.0A	5	27	456.2.009.1A	31	27	501.2.069.1AB	25	1	530.4.008.2A	22	16
389.4.006.1A	19	27	420.2.001.0A	9	34	457.2.007.1A	29	9	502.2.017.2AB	25	13	530.4.009.2A	23	14
389.4.007.1A	19	27	420.2.006.2A	10	37	460.1.038.2B	31	31	502.2.048.1A	25	13	530.4.010.2A	23	10
389.4.008.1A	19	27	420.2.006.4A	10	19	460.1.039.2B	31	34	510.1.075.1A	22	5	532.4.004.1A	22	10
389.4.010.1A	19	27	420.2.006.4A	35	10	460.1.076.2A	26	11	510.1.076.1B	23	11	532.4.004.1A	23	6
389.4.013.1A	19	27	425.4.004.1B	37	12	462.3.003.7A	2	31	510.1.253.1A	19	3	539.1.021.1A	2	6
389.4.014.1A	19	15	425.4.008.1A	37	4	462.3.003.7A	8	7	514.1.032.1A	1c	9	539.1.023.1A	18	5
389.4.015.1A	19	27	426.1.007.1B	39	9	462.3.003.8A	2	29	514.1.033.1A	1c	13	539.4.003.1B	29	13
389.4.016.1A	19	27	426.1.010.1A	34	2	462.4.037.6A	20	1	514.1.034.1A	1c	12	539.4.021.1A	28	5
390.4.003.1A	23	22	430.4.004.1A	37	2	462.4.037.6A	9	11	514.1.035.1A	1c	10	539.4.030.1A	5	16
395.4.013.1A	20	14	433.1.164.1A	40	3	462.4.037.8A	9	9	514.1.036.1A	1c	10	539.4.033.1A	27	22
397.4.002.1A	20	4	433.1.166.1A	40	2	463.2.010.9A	14	9	514.1.037.1A	1c	6	540.4.010.1A	19	8
406.1.026.1C	21	1	433.1.170.1A	40	1	463.2.010.9A	15	11	514.1.038.1A	1c	14	541.4.003.1A	19	4
417.5.033.7A	13	18	433.1.251.1A	36	2	463.2.026.1A	14	20	514.1.043.1A	20	3	548.4.030.1A	35	9
417.9.030.6A	29	10	433.1.277.1A	19	6	463.2.026.1A	15	34	516.4.003.1B	19	14	552.1.037.1A	1c	4
417.9.030.6A	31	14	433.1.291.1A	32	5	463.2.053.7A	4	15	518.4.004.1B	30	6	552.1.038.1A	1c	5
417.9.030.8A	26	1	435.1.032.1AA	36	2	470.1.056.2AA	30	1	520.4.006.1C	22	1	552.1.039.1A	1c	7
417.9.050.6A	12	3	436.1.131.1A	30	21	470.1.056.2AB	30	1	521.4.005.1A	22	3	552.1.040.1A	1c	11
417.9.050.6A	20	2	437.1.131.1A	36	2	470.1.062.1A	21	5	523.4.012.1A	26	9	552.4.004.2A	9	35
417.9.090.1A	33	14	442.2.079.1A	34	6	482.1.092.1A	30	12	523.4.013.1A	26	8	552.4.013.1A	15	32
420.2.000.7A	14	23	444.4.003.4A	9	20	482.1.098.1A	30	7	525.1.004.2A	23	5	552.4.020.1A	11	12
420.2.000.7A	15	22	447.1.030.2A	32	13	486.1.056.1A	36	23	525.4.007.2A	23	3	552.4.028.1A	1b	15
420.2.001.0A	17	21	447.1.031.2A	32	4	492.4.003.2A	25	15	526.4.003.1A	23	4	552.4.031.1A	21	4

INDEX

CODE No.	Drwg.	POS. N.	CODE No.	Drwg.	POS. N.	CODE No.	Drwg.	POS. N.	CODE No.	Drwg.	POS. N.	CODE No.	Drwg.	POS. N.
552.4.037.1A	29	35	590.1.141.1A	39	5	60N102510	11	6	618.4.039.1A	28	23	671.1.022.1A	19	11
556.1.017.1C	18	3	590.1.154.1A	16	7	60N102510	12	22	619.4.018.1A	29	3	672.1.021.1A	19	21
556.1.018.1C	18	9	590.1.157.1A	37	11	60N102510	22	24	624.4.026.1A	28	1	672.1.034.1A	15	35
556.2.027.1A	18	1	590.1.158.1A	37	9	60N102510	34	5	625.4.005.1AB	29	17	676.2.046.1A	32	11
561.1.018.1A	23	1	590.1.162.1A	16	17	60N102510	5	5	626.4.007.1A	28	2	676.4.040.1A	32	15
561.1.019.1A	23	20	590.1.170.1A	39	12	60N102510	9	10	626.4.009.1A	27	3	677.4.003.1A	1a	4
564.1.029.1BF	30	16	590.1.178.1A	37	13	60N102511	11	17	626.4.009.1A	28	3	680.1.001.1B	9	7
564.1.029.1BR	30	16	590.1.189.1A	1c	1	60N102511	12	23	626.4.013.1A	29	26	684.1.026.1A	34	4
565.1.017.2A	38	20	590.1.190.1A	1c	2	60N102511	35	5	626.4.015.1A	27	4	696.1.008.1A	38	1
565.1.021.2A	32	16	590.1.191.1A	39	14	60N102555	2	30	626.4.024.1A	28	20	697.2.006.2B	38	14
565.1.026.1A	23	25	592.1.010.1A	37	5	60N102555	8	8	630.4.015.1A	27	1	698.1.033.1A	1c	15
570.1.088.1A	17	5	593.1.003.1B	10	33	60N102557	26	7	631.4.004.1A	28	9	700.1.005.1A	25	18
571.1.084.1A	17	6	593.1.018.1A	9	29	60N102558	24	13	631.4.008.1A	27	5	700.1.011.1A	35	6
573.1.050.3E	17	12	595.1.036.2A	38	6	60N102584	32	9	631.4.008.1A	28	21	700.1.031.1A	20	10
574.1.050.3E	17	16	598.2.030.1A	30	11	60N107335	23	24	631.4.008.1A	29	25	700.1.036.1A	12	24
576.1.038.1A	17	19	598.4.016.1A	30	24	60N107335	4	28	631.4.009.1A	27	2	700.1.038.1A	21	7
576.1.039.1A	17	13	598.4.018.1A	30	10	60N107335	8	3	632.1.009.2L	27	18	700.1.040.1A	14	25
585.1.031.1A	34	13	598.4.019.1A	38	19	610.4.011.2B	28	26	650.4.008.1B	26	25	700.1.040.1A	15	23
585.4.001.1A	29	23	60N101077	31	33	610.4.012.2B	28	7	651.4.011.1A	26	14	701.4.003.1A	12	19
586.1.037.1AF	36	1	60N101077	38	5	611.4.002.4A	29	20	652.4.006.1A	30	23	701.4.005.1A	3	4
586.1.037.2AR	36	1	60N101079	10	15	612.4.005.1A	27	21	654.2.003.1A	26	20	701.4.006.1A	33	3
590.1.084.1A	16	18	60N102482	38	13	612.4.008.1A	28	12	656.1.036.2A	26	26	701.4.007.1A	12	21
590.1.104.1A	16	16	60N102504	36	10	612.4.008.1A	29	31	657.1.015.1A	26	18	702.4.004.1A	26	6
590.1.111.1B	39	16	60N102509	11	13	612.4.014.1A	28	4	658.4.002.1B	26	29	702.4.013.1A	10	26
590.1.125.1A	37	10	60N102509	19	9	612.4.017.1A	28	10	669.1.001.1E	14	18	702.4.017.1A	4	20
590.1.136.1A	39	25	60N102509	2	28	613.4.020.1A	28	25	669.1.001.1E	15	15	702.5.008.1A	10	20
590.1.139.1A	39	21	60N102509	22	6	613.4.031.1A	29	33	670.4.014.1A	19	13	702.5.008.1A	11	3

INDEX

CODE No.	Drwg.	POS. N.	CODE No.	Drwg.	POS. N.	CODE No.	Drwg.	POS. N.	CODE No.	Drwg.	POS. N.	CODE No.	Drwg.	POS. N.
702.5.016.1A	4	14	711.1.126.1A	7	11	716.1.099.1A	8	17	73500.1237	9	25	741.4.059.1A	39	15
702.5.019.1A	10	12	711.1.128.1A	10	38	72094.1616	10	10	73500.1440	12	11	741.4.062.1A	29	34
703.1.013.1A	26	12	712.1.013.3A	36	6	72121.2106	6	4	73500.1542	2	15	741.4.063.1A	39	11
703.1.019.1A	15	30	713.1.011.1A	3	15	72276.1035	21	3	73500.1747	15	26	741.4.067.1A	16	14
70610.8120	4	11	713.1.012.1B	4	31	723.1.003.1A	22	4	73503.3075	5	11	741.4.100.1A	37	14
70620.5212	16	26	713.1.014.1A	3	11	72944.1542	13	1	73503.3380	10	18	74172.1008	13	8
70700.6N02	27	10	713.1.014.1A	3	15	72944.1542	8	18	73503.3380	11	2	74172.1008	6	10
70700.8N01	26	17	713.1.014.1B	3	11	729906FN1	17	15	73503.3449	16	22	74172.1008	8	13
707006N02	28	19	713.1.014.1E	3	11	729906FN1	19	19	737.4.021.1A	8	19	74223.1045	34	12
707006N02	29	21	713.1.014.1E	3	15	729906FN1	30	8	741.1.012.1A	19	22	74224.0570	4	24
707006N02	35	7	713.1.014.1F	3	11	729906FN1	38	21	741.1.013.1A	19	25	74224.0570	6	7
707008N01	22	18	713.1.082.1A	17	22	729906FN1	39	8	741.1.028.1A	17	8	74252.1304	26	35
710.1.001.1A	9	13	713.1.097.1B	25	24	732.1.007.1A	38	2	741.4.002.1A	34	15	747.1.006.1A	33	17
710.1.002.1A	4	23	713.1.098.1A	25	14	732.2.010.2A	38	17	741.4.004.1A	16	5	747.5.001.1A	31	24
710.1.025.1A	33	4	713.1.137.1A	15	27	734005N01	38	15	741.4.004.1A	37	8	748.1.014.1B	25	12
710.1.041.1B	25	22	713.1.140.1A	10	14	734006N01	11	27	741.4.008.2A	37	7	748.1.023.1A	32	1
710.1.046.1A	33	12	713.1.157.1A	3	13	734006N01	12	2	741.4.013.1A	39	18	748.4.002.1A	30	17
710.1.068.1A	26	34	713.1.192.1A	29	37	734006N01	38	11	741.4.024.1A	34	18	748.4.024.1A	25	20
710.1.069.1A	10	21	714.1.028.1A	25	3	734008N01	29	28	741.4.038.1A	19	24	748.4.026.1B	21	6
710.1.070.1A	10	30	714.1.045.1A	25	9	734306N01	11	25	741.4.040.1A	16	9	748.4.033.1A	17	4
710.1.085.1A	33	9	715.1.004.1A	33	8	734306N01	17	27	741.4.041.1A	16	6	748.4.034.1A	16	15
710.1.088.1A	33	18	716.1.022.1A	22	13	734306N01	22	23	741.4.042.1A	16	3	748.4.034.1A	20	6
711.1.007.1A	6	6	716.1.022.1A	34	16	734306N01	35	3	741.4.043.1A	27	14	749.4.002.1A	30	28
711.1.072.1A	26	33	716.1.043.1A	39	7	734306N01	38	10	741.4.043.1A	28	16	749.4.045.2G	18	10
711.1.090.1A	17	20	716.1.055.1A	17	10	734306N01	5	22	741.4.043.1A	29	4	749.5.001.1A	23	17
711.1.090.1B	17	29	716.1.056.1A	31	21	734406N01	29	38	741.4.057.1A	39	13	750.1.002.1B	4	25
711.1.095.1A	10	32	716.1.073.2A	8	24	73500.1237	12	7	741.4.058.1A	39	10	750.1.007.1A	3	32

INDEX

CODE No.	Drwg.	POS. N.	CODE No.	Drwg.	POS. N.	CODE No.	Drwg.	POS. N.	CODE No.	Drwg.	POS. N.	CODE No.	Drwg.	POS. N.
750.1.012.2A	6	3	764.1.029.1A	30	2	771.5.066.2B	11	24	771.5.937.2B	33	7	779.1.092.1A	27	7
750.1.060.1A	30	9	764.1.029.1A	38	3	771.5.066.2B	12	5	771.5.938.2B	33	5	779.1.092.1A	28	17
750.5.001.1A	2	23	764.1.029.1A	39	2	771.5.066.2B	13	10	772.1.010.2A	8	22	779.1.099.1A	26	2
750.5.001.1A	22	17	76400.0004	10	3	771.5.066.2B	14	11	772.5.004.1A	26	10	779.1.104.1A	38	8
75113.2566	4	18	76401.0002	31	16	771.5.066.2B	15	13	772.5.008.1A	19	7	779.1.109.1A	6	2
75143.3380	10	25	76401.0003	31	23	771.5.067.2B	5	2	772.5.023.1A	26	28	779.1.119.2A	32	3
75162.2566	25	4	76401.0009	33	15	771.5.072.2B	10	31	772.5.023.1A	29	18	779.1.133.1A	14	24
75162.3075	25	17	76401.0010	33	13	771.5.072.2B	19	2	772.5.023.1A	30	15	779.1.133.1A	15	33
75166.1238	8	5	76402.0002	3	17	771.5.072.2B	5	23	772.5.023.1A	34	17	779.1.162.1A	9	27
75191.3380	10	29	765.1.001.1A	29	8	771.5.072.2B	8	2	772.5.024.1A	19	20	779.1.182.1A	10	36
75791.1747	10	9	765.1.001.1A	31	28	771.5.073.2B	11	16	775.1.002.1A	30	19	779.1.198.1A	9	23
75794.1542	10	17	766.1.001.2B	10	6	771.5.073.2B	19	10	775.1.013.1A	19	18	779.1.203.1A	2	7
758.1.014.1A	22	14	766.4.017.1A	13	17	771.5.075.2B	26	32	775.5.003.1A	13	14	779.1.204.1A	31	13
759.1.006.1A	20	15	76835.1134	2	10	771.5.078.2B	12	12	776.5.032.2A	16	13	779.1.206.1A	31	3
760.1.003.1A	34	11	770.5.121.9E	17	17	771.5.078.2B	5	20	777.5.019.7E	36	4	779.1.212.1A	31	19
760.4.006.1B	36	5	770.5.123.2B	25	6	771.5.079.2B	5	3	777.5.036.2B	38	18	779.1.213.1A	30	13
76266.2668	10	4	771.1.008.1A	33	11	771.5.080.2B	10	27	777.5.049.2C	11	10	779.1.214.1B	21	2
76267.0012	9	24	771.1.015.1A	33	10	771.5.125.2C	29	27	779.1.007.2A	6	9	779.1.221.1A	30	27
76270.0827	3	29	771.4.006.1A	11	14	771.5.129.2B	9	8	779.1.008.1A	39	1	779.1.239.1A	20	8
763106N01	31	17	771.5.004.2B	32	18	771.5.136.2B	10	24	779.1.037.1A	32	22	779.1.247.1A	17	25
764.1.001.1A	17	9	771.5.025.2B	19	12	771.5.431.2B	28	6	779.1.039.1A	2	3	779.4.005.1A	18	4
764.1.002.1A	14	6	771.5.040.2B	11	21	771.5.665.2B	29	36	779.1.054.1AA	29	7	779.5.001.1A	31	36
764.1.002.1A	15	21	771.5.040.2B	19	28	771.5.669.2B	27	6	779.1.058.1A	29	1	779.5.003.1A	17	11
764.1.003.1B	4	6	771.5.040.2B	36	13	771.5.669.2B	28	24	779.1.058.2A	27	16	779.5.004.1A	36	12
764.1.015.1B	30	4	771.5.043.2B	4	4	771.5.721.2B	25	7	779.1.058.2A	28	11	779.5.007.1A	36	19
764.1.024.1A	17	3	771.5.045.7E	36	14	771.5.725.2B	26	22	779.1.082.2A	27	19	779.5.010.1A	38	9
764.1.029.1A	20	7	771.5.064.2B	11	5	771.5.754.2B	18	2	779.1.088.1A	20	16	779.5.011.1A	31	25

INDEX

CODE No.	Drwg.	POS. N.	CODE No.	Drwg.	POS. N.	CODE No.	Drwg.	POS. N.	CODE No.	Drwg.	POS. N.	CODE No.	Drwg.	POS. N.
779.5.012.1A	26	31	799.1.058.1A	26	13	8000.68490	28	14	824.1.023.1AB	31	18	829.2.237.1A	38	12
779.5.018.1A	17	28	799.1.061.1A	14	7	8000.70127	24	7	824.1.024.1AB	31	8	830.1.091.2A	16	19
779.5.019.1A	9	33	799.1.061.1A	15	9	8000.70139	1a	2	825.1.030.1A	29	24	830.1.144.1A	11	20
779.5.020.1A	9	6	799.1.088.1A	18	7	8000.78345	26	15	826.1.009.1A	2	33	830.1.194.1A	22	8
779.5.030.2A	13	4	799.1.089.1A	18	6	801.1.027.1A	16	4	826.1.012.1A	10	11	830.1.195.1A	22	20
779.5.045.1A	13	15	799.1.105.1A	39	17	802.1.005.1A	36	17	827.1.139.2B	18	8	830.1.229.1A	20	9
780.1.005.1A	5	26	799.1.118.1B	39	22	80A0.53548	29	5	827.1.157.1A	39	6	840.1.001.1A	13	11
780.1.007.1A	17	7	799.2.077.2A	9	14	80A0.53548	31	26	827.1.161.1A	31	10	840.1.002.1A	13	11
780.1.018.1A	9	31	8000.18048	22	12	80A0.62649	17	2	827.1.186.1A	39	4	840.1.003.1A	13	11
786.1.063.1A	7	6	8000.18048	34	10	80B0.62672	36	22	827.1.191.2A	23	26	840.1.004.1A	13	11
786.1.064.1A	7	10	8000.56359	19	29	80C0.05893	36	7	827.1.211.1A	30	26	840.1.005.1A	13	11
787.1.005.1A	13	13	8000.56443	23	16	814.1.091.2A	39	19	827.1.241.1A	16	27	840.1.006.1A	13	11
787.1.008.1A	15	29	8000.56443	27	13	814.1.114.1A	1c	8	827.1.255.1A	19	17	840.1.007.1A	13	11
788.1.052.1A	5	7	8000.56443	28	28	815.1.022.1A	10	35	827.1.256.1A	19	33	840.1.008.1A	13	11
788.1.054.1A	12	4	8000.59056	29	14	815.1.022.1A	35	4	829.1.061.1C	27	9	840.1.009.1A	13	11
788.1.066.1AA	11	22	8000.59056	31	22	818.2.009.1A	4	3	829.1.073.3A	5	21	840.1.010.1A	13	11
788.1.066.1AB	11	22	8000.60683	31	1	819.1.017.1A	25	8	829.1.099.1D	22	7	840.1.011.1A	13	11
788.1.066.1AC	11	22	8000.60700	31	6	819.1.030.1A	32	2	829.1.109.1B	35	1	840.1.012.1A	13	11
789.1.001.1A	37	6	8000.62562	31	7	821.1.001.1A	2	26	829.1.132.1B	28	22	840.1.013.1A	13	11
791.1.015.1A	36	18	8000.62563	31	29	821.1.009.1B	25	19	829.1.136.1A	23	12	840.1.014.1A	13	11
791.1.039.1A	36	20	8000.62586	29	19	821.1.028.2B	36	8	829.1.141.1B	28	27	840.1.015.1A	13	11
791.2.026.1A	7	5	8000.62655	31	12	821.1.054.1A	20	5	829.1.235.1A	15	31	840.1.016.1A	13	11
799.1.025.1A	2	20	8000.62705	36	9	821.1.070.1A	2	17	829.1.236.1A	38	4	840.1.017.1A	13	11
799.1.044.1A	29	6	8000.62729	16	20	821.1.075.1A	34	9	829.1.275.1A	17	26	840.1.018.1A	13	11
799.1.049.1A	2	1	8000.66308	19	30	821.1.090.1A	31	4	829.1.283.1B	20	11	840.1.019.1A	13	11
799.1.051.2A	6	15	8000.66308	39	3	821.1.111.1A	14	15	829.1.285.1A	20	12	840.1.020.1A	13	11
799.1.055.1A	9	30	8000.66774	26	27	821.1.111.1A	15	10	829.1.296.1A	37	1	840.1.021.1A	13	11

INDEX

CODE No.	Drwg.	POS. N.	CODE No.	Drwg.	POS. N.	CODE No.	Drwg.	POS. N.	CODE No.	Drwg.	POS. N.	CODE No.	Drwg.	POS. N.
840.1.022.1A	13	11	840.1.061.1B	13	9	840.1.108.1A	13	11	852.1.099.1A	31	11	852.5.004.1C	17	18
840.1.023.1A	13	11	840.1.062.1B	13	9	840.1.109.1A	13	11	852.1.103.1A	26	4	852.5.005.1A	9	18
840.1.024.1A	13	11	840.1.063.1B	13	9	840.1.110.1A	13	11	852.1.104.1A	6	11	856.1.001.1A	3	6
840.1.025.1A	13	11	840.1.064.1B	13	9	840.1.111.1A	13	11	852.1.104.1B	6	11	856.1.002.1A	8	16
840.1.026.1A	13	11	840.1.065.1B	13	9	840.1.112.1A	13	11	852.1.104.1C	6	11	856.1.024.1A	10	7
840.1.027.1A	13	11	840.1.066.1B	13	9	840.2.001.1A	14	19	852.1.104.1D	6	11	856.1.031.1A	3	16
840.1.028.1A	13	11	840.1.067.1B	13	9	840.2.001.1A	15	16	852.1.104.1E	6	11	856.1.042.1A	30	5
840.1.029.1A	13	11	840.1.068.1B	13	9	840.2.002.1B	14	17	852.1.104.1F	6	11	856.1.071.1A	12	9
840.1.030.1A	13	11	840.1.069.1B	13	9	840.2.002.1B	15	14	852.1.104.1G	6	11	856.1.074.1A	13	20
840.1.031.1A	13	11	840.1.070.1B	13	9	841.1.001.1C	35	8	852.1.104.1H	6	11	861.5.003.1A	26	30
840.1.032.1A	13	11	840.1.071.1B	13	9	841.1.002.2A	4	2	852.1.104.1I	6	11	863.1.002.1A	12	14
840.1.033.1A	13	11	840.1.072.1A	13	11	841.1.017.1A	22	19	852.1.104.1J	6	11	866.1.037.1A	36	11
840.1.034.1A	13	11	840.1.072.1B	13	9	847.4.002.1A	31	9	852.1.104.1K	6	11	866.1.040.1A	36	3
840.1.047.1B	13	9	840.1.073.1A	13	11	850.1.005.1A	29	11	852.1.104.1L	6	11	872.1.019.1A	32	6
840.1.048.1B	13	9	840.1.073.1B	13	9	851.1.001.1B	4	9	852.1.104.1M	6	11	872.1.026.1A	30	18
840.1.049.1B	13	9	840.1.074.1B	13	9	851.1.004.1A	3	31	852.1.104.1N	6	11	873.1.039.1A	9	36
840.1.050.1B	13	9	840.1.075.1B	13	9	851.1.013.1A	8	11	852.1.105.1AB	3	26	875.1.038.2A	33	16
840.1.051.1B	13	9	840.1.076.1B	13	9	851.4.001.1A	4	5	852.1.105.1AD	3	26	875.1.052.1A	35	11
840.1.052.1B	13	9	840.1.077.1B	13	9	852.1.001.1A	32	12	852.1.105.1AG	3	26	875.1.053.1A	35	12
840.1.053.1B	13	9	840.1.078.1B	13	9	852.1.002.1A	32	12	852.1.108.1AH	3	1	875.1.065.1A	1c	3
840.1.054.1B	13	9	840.1.079.1B	13	9	852.1.003.1A	32	12	852.1.108.1AL	3	1	876.1.066.1A	34	14
840.1.055.1B	13	9	840.1.080.1B	13	9	852.1.005.1A	2	14	852.1.108.1AN	3	1	876.1.082.1A	34	1
840.1.056.1B	13	9	840.1.081.1B	13	9	852.1.008.1A	5	10	852.1.116.1A	31	37	877.1.039.1A	29	16
840.1.057.1B	13	9	840.1.082.1B	13	9	852.1.053.1A	2	2	852.1.117.1A	31	35	877.1.049.1A	27	15
840.1.058.1B	13	9	840.1.083.1B	13	9	852.1.065.1A	31	2	852.1.118.1A	17	30	877.1.069.1A	28	13
840.1.059.1B	13	9	840.1.084.1B	13	9	852.1.079.1A	32	19	852.1.120.1A	9	32	877.2.002.1A	34	7
840.1.060.1B	13	9	840.1.085.1B	13	9	852.1.094.1A	2	19	852.5.001.1A	23	18	881.1.010.1C	12	18





INDEX

CODE No.	Drwg.	POS. N.	CODE No.	Drwg.	POS. N.	CODE No.	Drwg.	POS. N.	CODE No.	Drwg.	POS. N.	CODE No.	Drwg.	POS. N.
881.1.012.1A	2	32	88713.0844	1	33	88765.0999	1	16	88765.1126T	1b	23	88765.1371	1b	25
881.1.030.1A	11	26	88713.0874	1	6	88765.1000	1	15	88765.1126T	1c	16	88765.1372	1b	26
881.1.030.1A	5	25	88713.0875	1	8	88765.1005	1	15	88765.1126U	1b	20	88765.1373	1b	27
881.1.035.1A	22	21	88713.0879	1	7	88765.1006	1	15	88765.1126V	1b	8	88765.1374	1b	28
881.2.001.1A	4	19	88713.1010	1a	7	88765.1058	1	13	88765.1126Z	1b	1	893.1.005.1A	5	15
882.1.003.1A	8	14	88713.1058	1a	9	88765.1073	1b	21	88765.1236	1a	1	893.4.005.1A	27	11
882.1.006.1A	2	16	88713.1062	1a	10	88765.1074	1b	21	88765.1237	1a	1	893.4.005.1A	29	22
884.1.005.1A	24	19	88713.1072	1a	6	88765.1075	1b	21	88765.1238	1a	1	894.2.009.1A	9	19
884.4.007.1A	32	7	88713.1078	1	12	88765.1076	1b	21	88765.1239	1a	1	895.4.001.2A	36	15
884.4.011.1A	7	2	88713.1079	1	14	88765.1077	1b	21	88765.1240	1a	1	8A00.67997	29	39
884.4.012.1A	37	3	88713.1091	1	21	88765.1086	1	22	88765.1241	1c	0	913.7.084.1A	38	16
884.5.008.1A	25	11	88713.1096	1a	8	88765.1126	1b	6	88765.1242	1c	0	914.7.023.1A	1b	2
886.4.003.1A	11	23	88713.1215	1	34	88765.1126A	1b	4	88765.1243	1c	0	914.7.023.1B	1b	2
886.4.011.1A	36	21	88713.1344	1a	3	88765.1126B	1b	12	88765.1244	1c	0	914.7.023.1C	1b	2
886.4.021.1A	16	24	88713.1429	1	35	88765.1126C	1b	11	88765.1245	1c	0	914.7.023.1D	1b	2
886.4.022.1A	16	23	88713.1515	1a	5	88765.1126D	1b	14	88765.1297	1	23	914.7.023.1E	1b	2
886.4.028.1A	15	28	88713.1749	1	24	88765.1126E	1b	9	88765.1298	1	18	930.1.004.1A	26	5
886.4.035.1A	11	8	88713.1994	1	25	88765.1126F	1b	13	88765.1363A	1	9	930.1.005.1A	24	20
886.4.037.1A	9	4	88713.2011	1	17	88765.1126G	1b	17	88765.1363B	1	9	930.4.022.1A	10	13
886.4.043.1A	4	27	88713.2036	1	19	88765.1126H	1b	16	88765.1363C	1	9	930.4.023.1A	3	14
886.5.015.1A	35	2	88713.2092	1	28	88765.1126L	1b	19	88765.1363D	1	9	930.4.034.1A	5	18
88700.5644	1	31	88713.2096	1	2	88765.1126M	1b	18	88765.1363E	1	9	930.4.035.1A	4	16
88700.5665	1	27	88713.2103	1	3	88765.1126N	1b	7	88765.1369A	1b	24	93781.1824	33	2
88700.5749	1	20	88713.2133	1	26	88765.1126P	1b	10	88765.1369B	1b	24	93783.0812	3	30
88713.0123	1	5	88713.2282	1	30	88765.1126Q	1b	5	88765.1369C	1b	24	93783.1524	11	11
88713.0137	1	11	88713.2355	1	1	88765.1126R	1b	3	88765.1369D	1b	24	93784.2030	5	9
88713.0262	1	29	88713.2362	1	32	88765.1126S	1b	22	88765.1369E	1b	24	93785.1830	10	16

INDEX

CODE No.	Drwg.	POS. N.	CODE No.	Drwg.	POS. N.	CODE No.	Drwg.	POS. N.	CODE No.	Drwg.	POS. N.	CODE No.	Drwg.	POS. N.
93823.0128	4	32												
93823.2018	4	30												
93823.2082	5	14												
93823.3156	10	34												
93823.3175	13	11												
93827.0114	10	28												
93827.0114	5	12												
93827.0114	9	22												
94247.0014	10	5												
94247.0014	11	15												
94247.0014	5	19												
98112.0002	1	4												



<b>DUCATI</b> MOTORHOLDING 	<b>M 1000</b> DARK i.e.	<b>M.Y. '03</b>	<b>U.S.A.</b>
Spare Sparts Department	P.N. 91511741A	Settembre - September '02	Edizione - Edition 00
<b>DUCATI</b> MOTORHOLDING 	<b>M 1000</b> DARK i.e.	<b>M.Y. '03</b>	<b>U.S.A.</b>
Spare Sparts Department	P.N. 91511741A	Settembre - September '02	Edizione - Edition 00
<b>DUCATI</b> MOTORHOLDING 	<b>M 1000</b> DARK i.e.	<b>M.Y. '03</b>	<b>U.S.A.</b>
Spare Sparts Department	P.N. 91511741A	Settembre - September '02	Edizione - Edition 00
<b>DUCATI</b> MOTORHOLDING 	<b>M 1000</b> DARK i.e.	<b>M.Y. '03</b>	<b>U.S.A.</b>
Spare Sparts Department	P.N. 91511741A	Settembre - September '02	Edizione - Edition 00



***Spare parts catalogue MONSTER 1000*** DARK i.e. U.S.A.

***DUCATI*** *MONSTER*



