





Spare parts catalogue MONSTER 1000 S.i.e. U.S.A.

DUCATI MONSTER



DUCATI MOTORHOLDING 	MONSTER 1000S i.e.	M.Y. '05	U.S.A.
<i>Spare Sparts Department</i>	<i>P.N. 91511761C</i>	<i>Giugno - June '04</i>	<i>Edizione - Edition 00</i>
DUCATI MOTORHOLDING 	MONSTER 1000S i.e.	M.Y. '05	U.S.A.
<i>Spare Sparts Department</i>	<i>P.N. 91511761C</i>	<i>Giugno - June '04</i>	<i>Edizione - Edition 00</i>
DUCATI MOTORHOLDING 	MONSTER 1000S i.e.	M.Y. '05	U.S.A.
<i>Spare Sparts Department</i>	<i>P.N. 91511761C</i>	<i>Giugno - June '04</i>	<i>Edizione - Edition 00</i>
DUCATI MOTORHOLDING 	MONSTER 1000S i.e.	M.Y. '05	U.S.A.
<i>Spare Sparts Department</i>	<i>P.N. 91511761C</i>	<i>Giugno - June '04</i>	<i>Edizione - Edition 00</i>

GENERAL INFORMATION

The present spare parts order exactly the right spare parts

When ordering specify:

1) the part's code number followed by its description; quantity needed;

2) the motorcycle's serial number, stamped on the steering head.

Reference to right and left apply to the vehicle in terms of its direction of movement.

Spare parts drawings are general and do not represent the part.

The contents of this catalogue are general and can undergo changes without prior notice.

VALIDITY

f.m. Until V.I.N.
d.m. From V.I.N.
f.m.m. Up to engine number
d.m.m. From engine number

Ducati Motor Holding S.p.A.
Commercial and Administration Office:
Via A. Cavalieri Ducati n. 3
40132 Bologna, Italy
Telefono 051 6413111
Fax 051 406580
Internet www.ducati.com

CATALOGUE No: **915.1.176.1C**
ISSUED: **06 - 04**

CATALOGUE No: **915.1.176.1C**
ISSUED: **06 - 04**

PAINTS

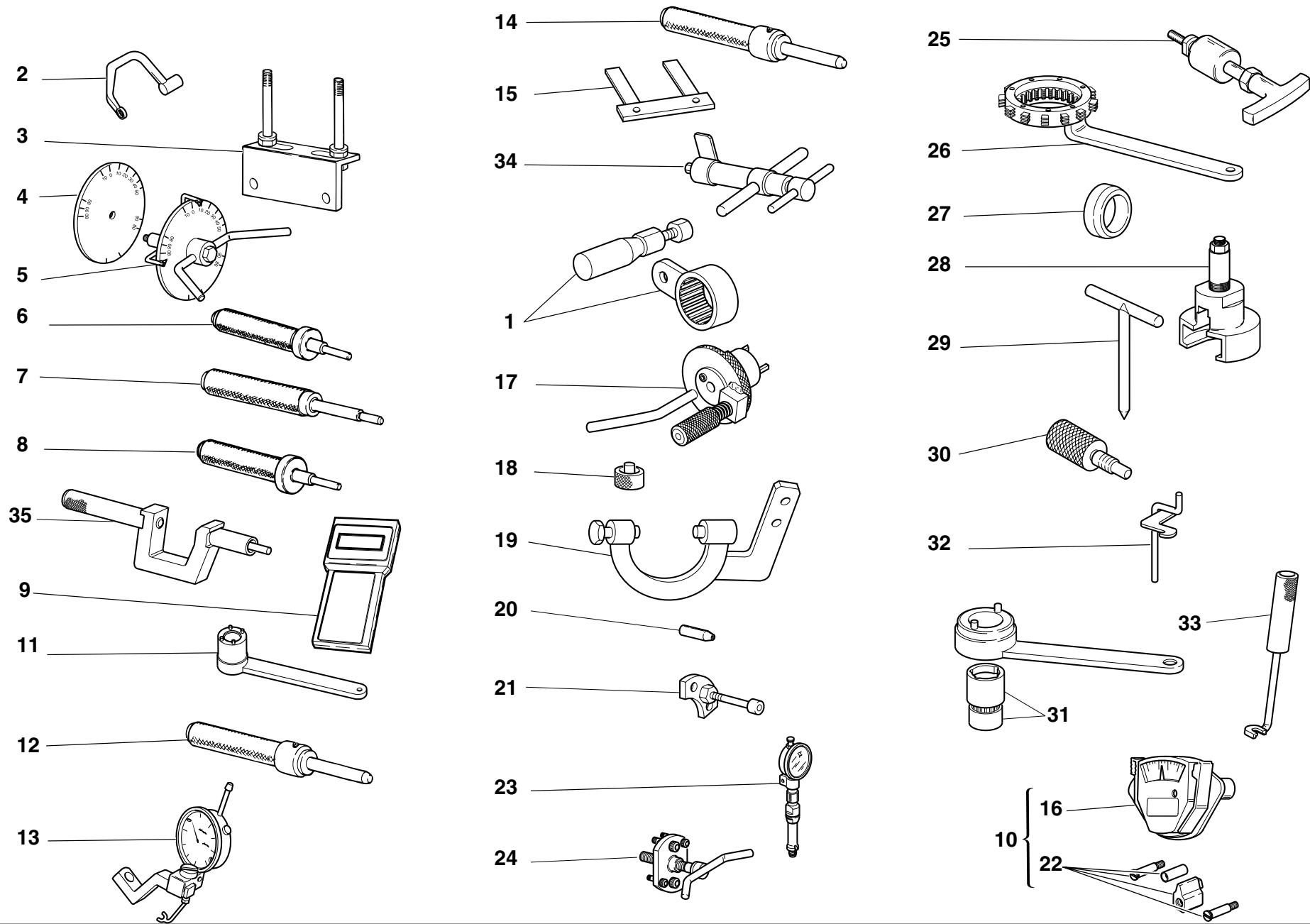


Colore	Codice
Paint	Code
Vernis	Code
Slacken	Code
Lacas	Codice
	PPG

"Rosso Anniversary DUCATI"	473.101
"Nero lucido DUCATI"	248.514
"Grigio scuro metallizzato DUCATI"	*0017

page	CONTENTS
4 001	WORKSHOP SPECIAL TOOLS
6 001a	WORKSHOP SPECIAL TOOLS
8 001b	DIAGNOSIS TESTER MATHESIS
10 001c	WORKSHOP SPECIAL TOOLS
12 002	GEARCHANGE
14 003	GEAR-BOX
16 004	CLUTCH
18 005	CLUTCH COVER
20 006	CRANKSHAFT
22 007	CYLINDERS - PISTONS
24 008	TIMING
26 009	FILTERS AND OIL PUMP
28 010	HALF CRANKCASES
30 011	ALTERNATOR COVER
32 012	ELECTRIC STARTER AND IGNITION
34 013	HEAD: TIMING
36 014	VERTICAL HEAD
38 015	HORIZONTAL HEAD
40 016	INLET DICT
42 017	EXHAUST SYSTEM
44 018	STANDS
46 019	ELECTRIC SYSTEM
48 020	BATTERY BOX MOUNT
50 021	INSTRUMENT PANEL
52 022	FRONT HEAD-LIGHT
54 023	PLATE HOLDER - REAR LIGHT
56 024	FRONT FORK
58 025	FRONT AND REAR WHEELS
60 026	HANDLEBAR AND CONTROLS
62 027	CLUTCH CONTROL
64 028	FRONT BRAKE
66 029	REAR BRAKE
68 030	FRAME
70 031	GEARCHANGE LEVER - FOOT REST
72 032	SWINGARM AND CHAIN
74 033	REAR SUSPENSION
76 034	AIR INDUCTIO AND OIL VENT
78 035	OIL COOLER
80 036	FUEL TANK
82 037	FUEL SYSTEM
84 038	SEAT
86 039	HEADLIGHT FAIRING
88 040	FUEL INFEED
90 041	MARKING PLATES

DRAWING 001 WORKSHOP SPECIAL TOOLS



DRAWING

001

WORKSHOP SPECIAL TOOLS


NOTES	NO.	CODE NO.	DESCRIPTION	VALIDITY	Q.TY	
	1	88713.2355	Wrench for holding timing belt rollers ring nuts		1	
	2	88713.2096	Head nuts holder wrench		1	
	3	88713.2103	Head mounting base		1	
	4	98112.0002	Degree wheel		1	
	5	88713.0123	Degree wheel holder tool for ignition advance check		1	
	6	88713.0874	Exhaust valve guide punch tool		1	
	7	88713.0879	Punch tool to extract valve guide		1	
	8	88713.0875	Intake valve guide punch tool		1	
	9	88765.1375AF	Check intrument		1	
GB	9	88765.1375BF	Check intrument		1	
D	9	88765.1375CF	Check intrument		1	
F	9	88765.1375DF	Check intrument		1	
E	9	88765.1375EF	Check intrument		1	
	10	051.2.001.1A	Torque wrench for timing belt		1	
	11	88713.0137	Crankshaft gear holder wrench for tightening nut		1	
	12	88713.1078	Punch tool for driving exhaust valve seat		1	
	13	88765.1058	Valve lift gauge		1	
	14	88713.1079	Punch tool for driving intake valve seat		1	
	15	88765.1000	Fork feeler gauge 0.1 mm		1	
	15	88765.1005	Fork feeler gauge 0.2 mm		1	
	15	88765.1006	Fork feeler gauge 0.3 mm		1	
	16	88765.0999	Timing belt control gauge		1	
	17	88713.2011	Tool to hold crankshaft in TDC position		1	
	18	88765.1298	Spacer for checking lower valve shim		1	
	19	88713.2036	Flywheel Wrench		1	
	20	88700.5749	Crankcases assembling cap		1	
	21	88713.1091	Plate for positioning gear engagement fork		1	

CATALOGUE No:

ISSUED:

915.1.176.1C

06 - 04

NOTES	NO.	CODE NO.	DESCRIPTION	VALIDITY	Q.TY	
	22	88765.1086	Conversion kit for 2V belts tensioning tool		1	
	23	88765.1297	T.D.C. control gauge		1	
	24	88713.1749	Drive roller puller		1	
	25	88713.1994	Rocker shaft extractor		1	
	26	88713.2133	Wrench to hold cluch housing drum steady		1	
	27	88700.5665	Sleeve for installing clutch bell gear		1	
	28	88713.2092	Extractor for primary drive gear		1	
	29	88713.0262	Pin for assembling rocker arms		1	
	30	88713.2282	Belt roller timing of two-valva head		1	
	31	88700.5644	Wrench for camshaft pulley ring nut adjustment		1	
	32	88713.2362	Tool for assembling closing rocker and spring		1	
	33	88713.0844	Half-rings mounting punch tool		1	
	34	88713.1215	Torque wrench for timing belt		1	
	35	88713.1429	Tool to drive valve seal ring ø7		1	

CATALOGUE No:

ISSUED:

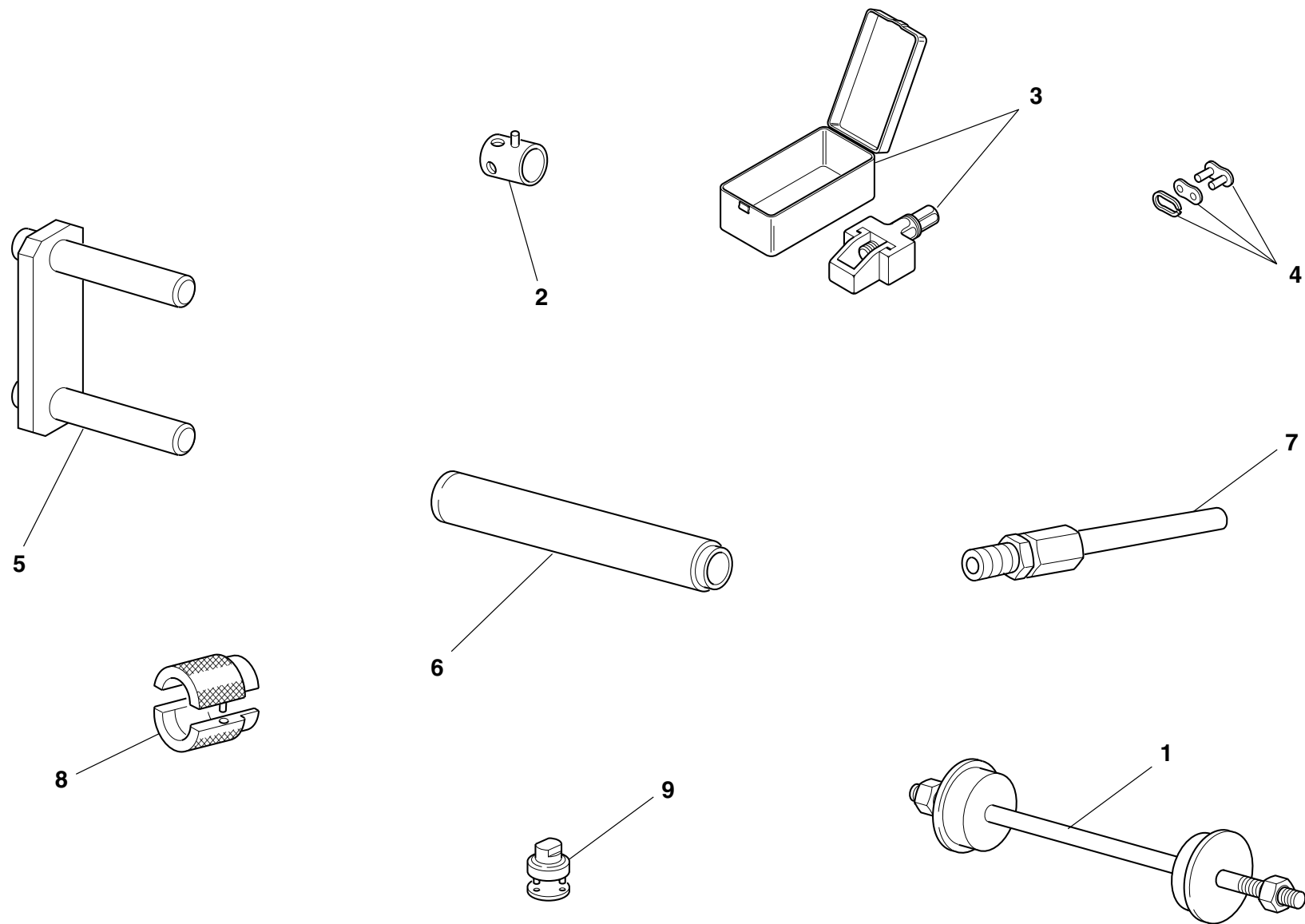
915.1.176.1C

06 - 04

DRAWING

001a


WORKSHOP SPECIAL TOOLS



DRAWING

001a

WORKSHOP SPECIAL TOOLS

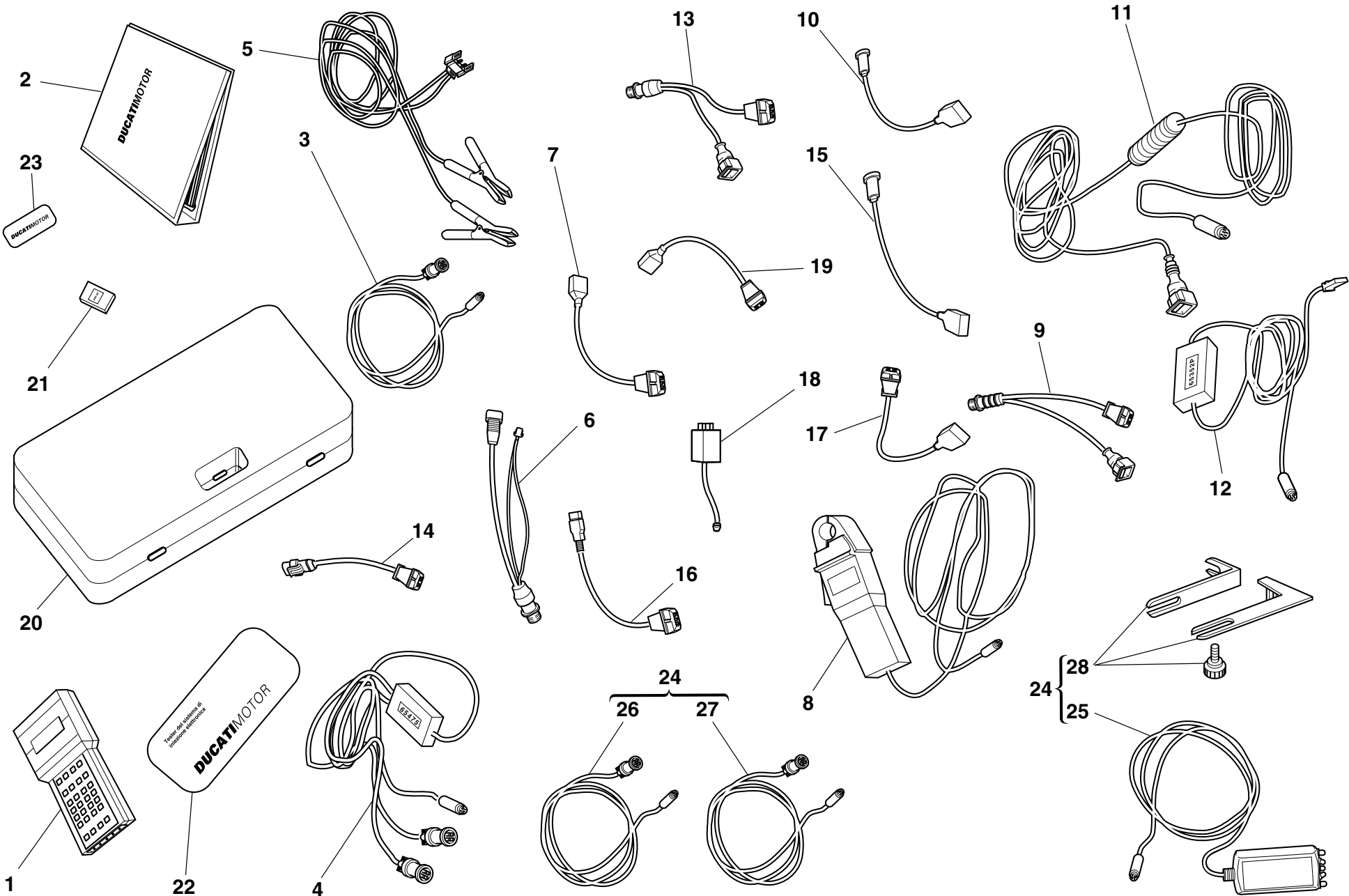
NOTES	NO.	CODE NO.	DESCRIPTION	VALIDITY	Q.TY	
	1	88713.1062	Tool for assembling the steering head bearings		1	
	2	8000.70139	Wrench for front wheel spindle		1	
	3	88713.1344	Tool for assembling chain		1	
	4	677.4.003.1A	Coupling		1	
	5	88713.1515	Frame/engine mount		1	
	6	88713.1072	Stopper for driving the half bearing of the steering head base		1	
	7	88713.1010	Union for exhaust gas suction		1	
	8	88713.1096	Tool for overhauling SHOWA forks - assembling seal ring		1	
	9	88713.1058	Wrench for assembling the steering head cap		1	

NOTES	NO.	CODE NO.	DESCRIPTION	VALIDITY	Q.TY	
-------	-----	----------	-------------	----------	------	---

DRAWING

001b


DIAGNOSIS TESTER MATHESIS



DRAWING

001b

DIAGNOSIS TESTER MATHESIS


NOTES	NO.	CODE NO.	DESCRIPTION	VALIDITY	Q.TY	
	1	88765.1126Z	Bare Mathesis		1	
	2	914.7.023.1A	Italian manual		1	
	2	914.7.023.1B	English manual		1	
	2	914.7.023.1C	German manual		1	
	2	914.7.023.1D	Franch manual		1	
	2	914.7.023.1E	Spanish manual		1	
	3	88765.1126R	Main cable Mathesis		1	
	4	88765.1126A	Pickup Control cable		1	
	5	88765.1126Q	Battery mains cable		1	
	6	88765.1126	Mains cable adapter for self diagnosis		1	
	7	88765.1126N	Sensor for absolute pressure sampling		1	
	8	88765.1126V	Amperometer plier		1	
	9	88765.1126E	Adapter for 3 wires Pickup test cable		1	
	10	88765.1126P	Sensor for air temperature sampling		1	
	11	88765.1126C	Cable for potentiometer adjustement		1	
	12	88765.1126B	Test cable and speed indicator adjustement		1	
	13	88765.1126F	Adapter for 2 wires Pickup test cable		1	
	14	88765.1126D	Adapter for potentiometer adjustement		1	
	15	552.4.028.1A	Sensor for small throttle potentiometer sampling		1	
	16	88765.1126H	Sensor for throttle potentiomer sampling		1	
	17	88765.1126G	Sensor for air/water temperature sampling		1	
	18	88765.1126M	Sfety remote switch		1	
	19	88765.1126L	2 Wires sampling Pickup sensor		1	
	20	88765.1126U	Case with sponge		1	
	21	88765.1073	Italian memory card		1	
	21	88765.1074	English memory card		1	
	21	88765.1075	German memory card		1	

CATALOGUE No:

ISSUED:

915.1.176.1C

06 - 04

NOTES	NO.	CODE NO.	DESCRIPTION	VALIDITY	Q.TY	
	21	88765.1076	French memory card		1	
	21	88765.1077	Spanish memory card		1	
	22	88765.1126S	DUCATI sticker for case		1	
	23	88765.1126T	DUCATI sticker RH/LH side		1	
	24	88765.1369A	Belt tensioning kit		1	
GB	24	88765.1369B	Belt tensioning kit		1	
D	24	88765.1369C	Belt tensioning kit		1	
F	24	88765.1369D	Belt tensioning kit		1	
E	24	88765.1369E	Belt tensioning kit		1	
	25	88765.1371	Sensor		1	
	26	88765.1372	Main cable		1	
	27	88765.1373	Cable extension		1	
	28	88765.1374	Bracket		1	

CATALOGUE No:

ISSUED:

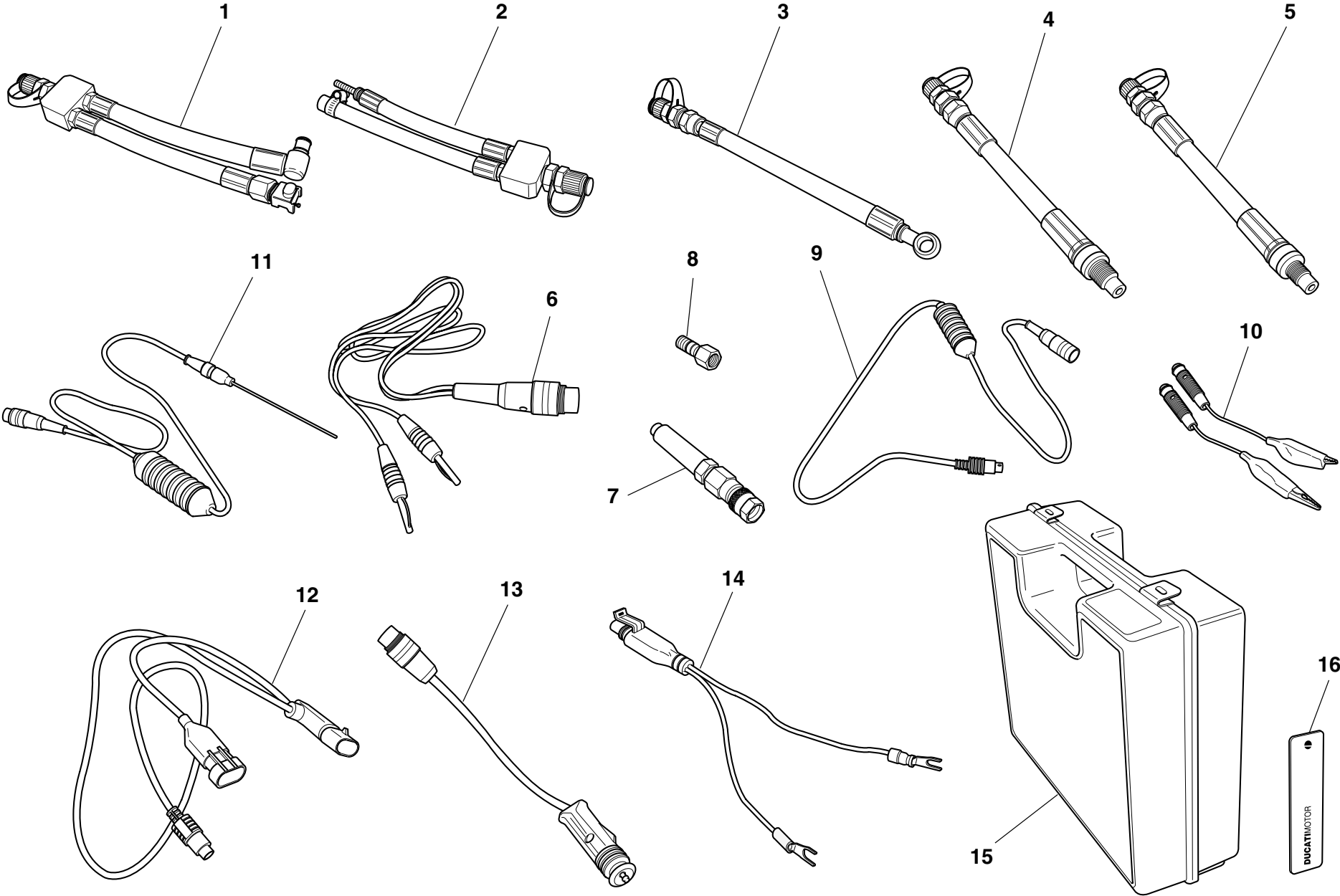
915.1.176.1C

06 - 04

DRAWING

001c


WORKSHOP SPECIAL TOOLS



DRAWING

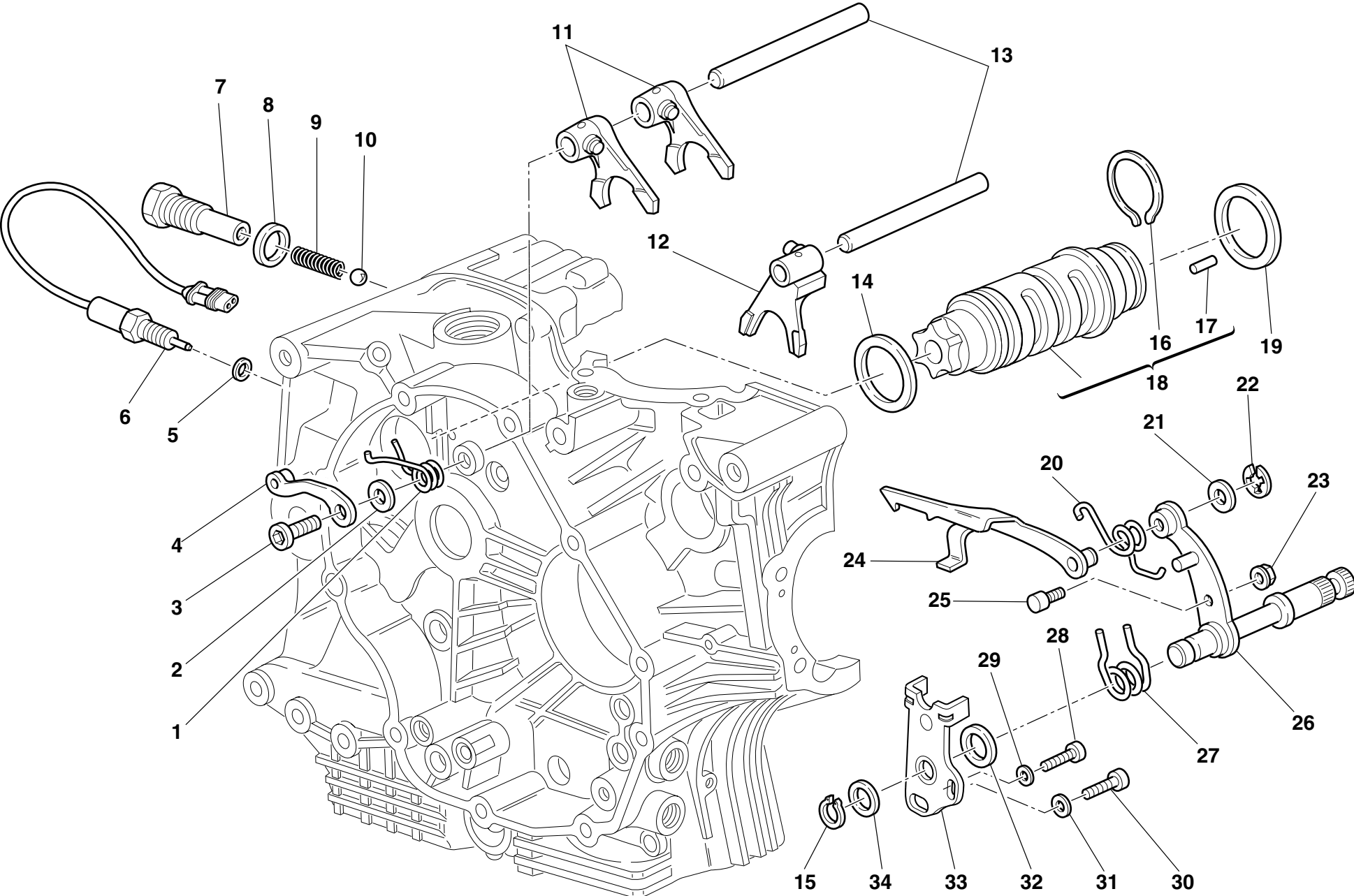
001c

WORKSHOP SPECIAL TOOLS

NOTES	NO.	CODE NO.	DESCRIPTION	VALIDITY	Q.TY	
	-	88765.1241	Check intrument		1	
GB	-	88765.1242	Check intrument		1	
D	-	88765.1243	Check intrument		1	
F	-	88765.1244	Check intrument		1	
E	-	88765.1245	Check intrument		1	
	1	590.1.189.1A	Fuel pressure line HS.		1	
	2	590.1.190.1A	Fuel pressure line ST/SS/M.		1	
	3	875.1.065.1A	Oil pressure line		1	
	4	552.1.037.1A	Fitting - cylinder compression M12		1	
	5	552.1.038.1A	Fitting - cylinder compression M10		1	
	6	514.1.037.1A	Cable Volt PF DUC 21		1	
	7	552.1.039.1A	Pressure sensor		1	
	8	814.1.114.1A	Oil pressure fitting		1	
	9	514.1.032.1A	Cable for supplementary tests		1	
	10	514.1.035.1A	Red clamp cable		1	
	10	514.1.036.1A	Black clamp cable		1	
	11	552.1.040.1A	Temperature probe		1	
	12	514.1.034.1A	Main cable PF A621		1	
	13	514.1.033.1A	Electric lighter connection adapter (ST)		1	
	14	514.1.038.1A	Battery connection adapter		1	
	15	698.1.033.1A	Red case with sponge rubber		1	
	16	88765.1126T	DUCATI sticker RH/LH side		2	

NOTES	NO.	CODE NO.	DESCRIPTION	VALIDITY	Q.TY	
-------	-----	----------	-------------	----------	------	---

DRAWING 002 GEARCHANGE



DRAWING

002

GEARCHANGE


NOTES	NO.	CODE NO.	DESCRIPTION	VALIDITY	Q.TY	
	1	799.1.049.1A	Return spring		1	
	2	852.1.053.2A	Washer		1	
	3	779.1.039.1A	Special screw		1	
	4	455.2.003.1A	Gear stopper assembly		1	
	5	852.5.024.1A	Gasket th.1		1	
	6	539.1.021.1A	Switch		1	
	7	779.1.203.2A	Push rod holder		1	
	8	0272.91.090	Gasket		1	
	9	0660.13.143	Gear selector spring		1	
	10	76835.1134	Ball		1	
	11	180.1.001.1A	1st,4th-2nd,3rd gear selector fork		2	
	12	180.1.002.1A	5th,6th gear selector fork		1	
	13	0660.13.070	Fork pin		2	
	14	852.1.005.1A	Shim th. 1		1	
	15	73500.1542	Circlip		1	
	16	882.1.006.1A	Needle retaining ring (square cross-section)		1	
	17	821.1.070.1A	Special roller (square cross-section)		6	
	18	182.2.018.1A	Complete gearbox drum		1	
	19	0660.13.060	Shim th. 1		1	
	19	852.1.094.1A	Shim th. 0.9		1	
	20	799.1.025.1A	Fork return spring		1	
	21	0400.09.050	Shim th. 0.5		1	
	21	0765.92.205	Shim th. 0.2		2	
	22	884.5.034.1A	Ring		1	
	23	748.1.040.1A	Nut		1	
	24	180.1.008.1A	Gearbox drum control fork		1	
	25	0660.13.165	Gearchange lever pin		1	

CATALOGUE No:

ISSUED:

915.1.176.1C

06 - 04

NOTES	NO.	CODE NO.	DESCRIPTION	VALIDITY	Q.TY	
	26	821.1.001.1A	Pin with gearchange lever		1	
	27	0799.13.110	Gearchange lever return spring		1	
	28	771.5.067.8B	Screw		1	
	29	852.1.172.1A	Washer		1	
	30	771.5.123.8B	Screw		1	
	31	852.1.174.1A	Washer		1	
	32	881.1.012.1A	Centering ring		1	
	33	826.1.009.1A	Stopper plate		1	
	34	0400.29.125	Shim th. 0.2		2	
	34	0400.29.126	Shim th. 0.5		1	

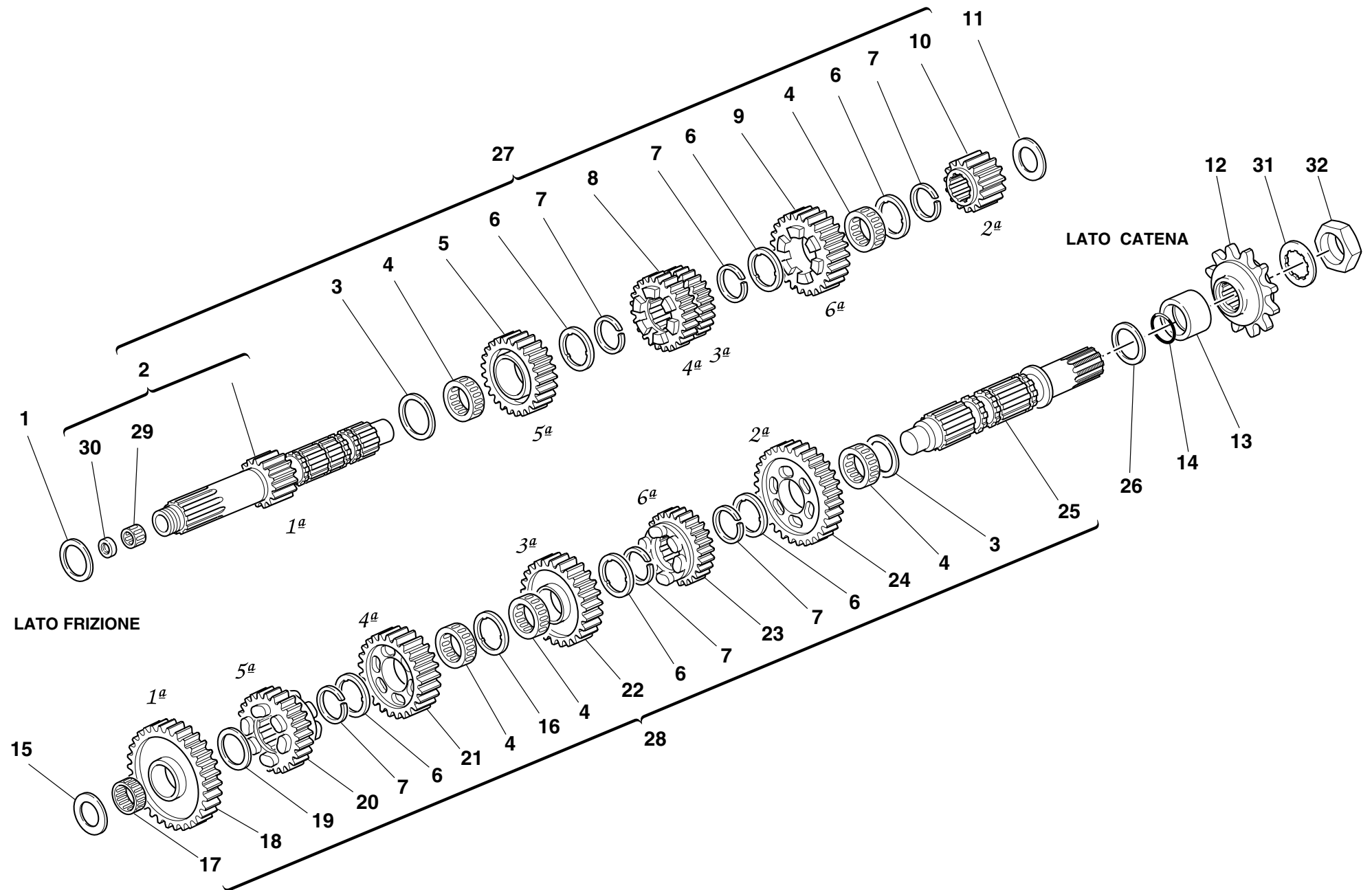
CATALOGUE No:

ISSUED:

915.1.176.1C

06 - 04


DRAWING 003 GEAR-BOX



DRAWING


003

GEAR-BOX

NOTES	NO.	CODE NO.	DESCRIPTION	VALIDITY	Q.TY	
	1	0251.47.050	Shim th. 1		1	
	1	0251.47.054	Shim th. 1.2		1	
	1	852.1.108.1AH	Shim th. 0.9		1	
	1	852.1.108.1AL	Shim th. 1,1		1	
	1	852.1.108.1AN	Shim th. 1,3		1	
	2	150.2.006.1B	Gearbox main shaft		1	
	3	0670.16.150	Shim th. 0.5		2	
	4	701.4.005.1A	Needle bearing		5	
	5	172.1.004.1A	Driving gear 5th sp.		1	
	6	856.1.001.1A	Grooved washer th. 0.5		6	
	7	0670.16.145	Snap ring		6	
	8	172.1.003.1A	Driving gear 3rd/4th sp.		1	
	9	172.1.005.1A	Driving gear 6th sp.		1	
	10	172.1.002.1B	Driving gear 2nd sp.		1	
	11	0670.16.163	Shim th. 1.8		1	
	11	0670.16.164	Shim th. 2		1	
	11	713.1.014.1A	Shim th. 1.5		1	
	11	713.1.014.1B	Shim th. 1.7		1	
	11	713.1.014.1E	Shim th. 1.6		1	
	11	713.1.014.1F	Shim th. 1.9		1	
	12	449.1.045.1A	Front sprocket w/rubber protection Z=15		1	
	13	713.1.157.1A	Spacer		1	
	14	930.4.023.1A	O-ring		1	
	15	0670.16.164	Shim th. 2		1	
	15	0670.16.165	Shim th. 2.2		1	
	15	0670.16.184	Shim th. 1		1	
	15	0670.16.185	Shim th. 1.2		1	

CATALOGUE No:
ISSUED:

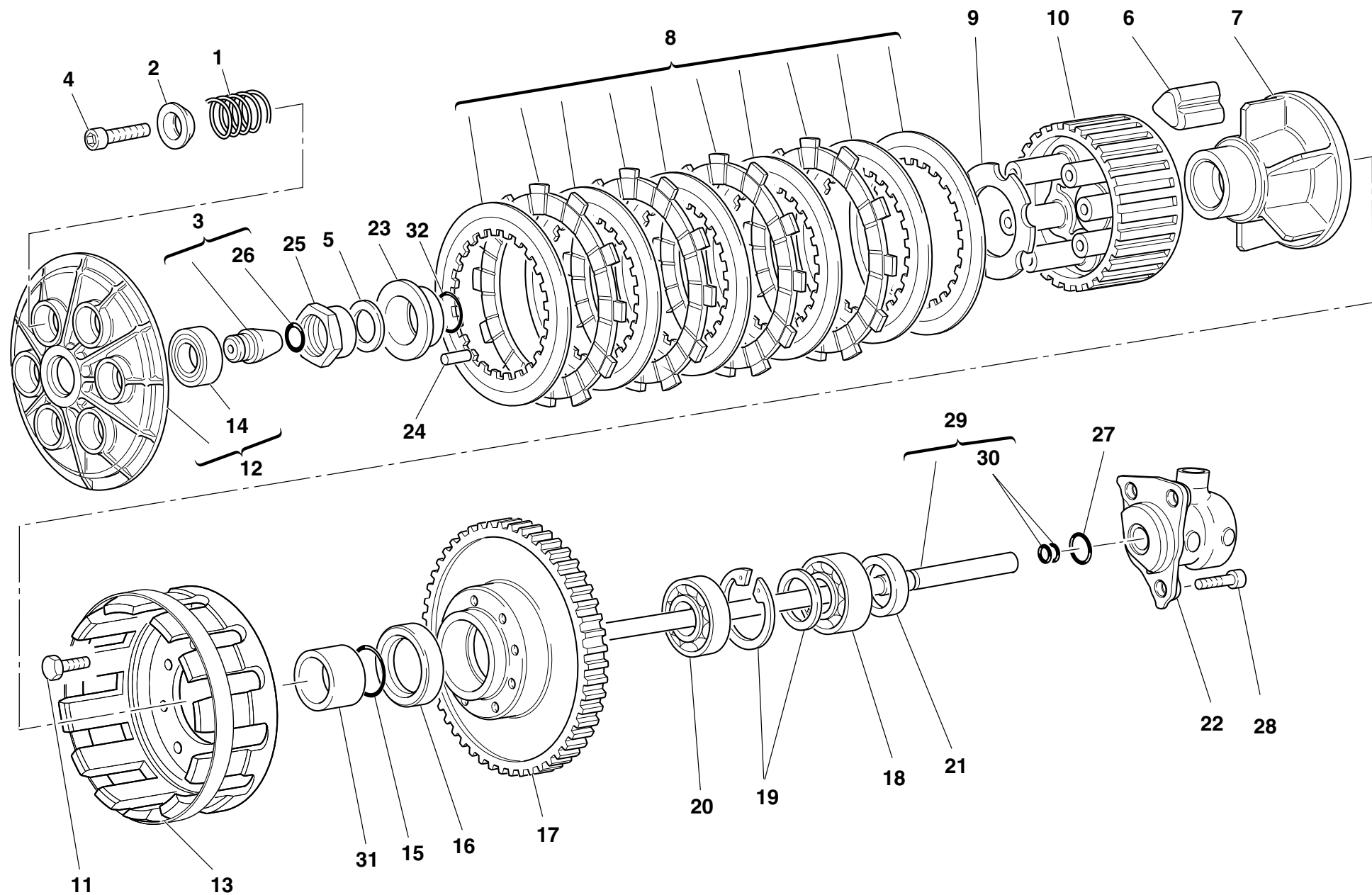
915.1.176.1C
06 - 04

NOTES	NO.	CODE NO.	DESCRIPTION	VALIDITY	Q.TY	
	15	713.1.011.1A	Shim th. 2.3		1	
	15	713.1.014.1A	Shim th. 1.5		1	
	15	713.1.014.1E	Shim th. 1.6		3	
	16	856.1.031.1A	Grooved washer th. 0.5		1	
	17	76402.0002	Needle bearing		1	
	18	172.1.006.1B	Driven gear 1st sp.		1	
	19	0670.16.155	Shim th. 1		1	
	20	172.1.010.1A	Driven gear 5th sp.		1	
	21	172.1.009.1A	Driven gear 4th sp.		1	
	22	172.1.008.1A	Driven gear 3rd sp.		1	
	23	172.1.011.1A	Driven gear 6th sp.		1	
	24	172.1.007.1B	Driven gear 2nd sp.		1	
	25	149.1.032.3A	Gearbox lay shaft		1	
	26	0670.16.170	Shim th. 0.8		1	
	26	0670.16.171	Shim th. 1		1	
	26	852.1.105.1AB	Shim th. 0.9		1	
	26	852.1.105.1AD	Shim th. 1,1		1	
	26	852.1.105.1AG	Shim th. 0.7		1	
	27	150.2.072.1A	Complete main shaft		1	
	28	150.2.063.1A	Gearbox lay shaft		1	
	29	702.5.044.1A	Needle bearing		1	
	30	930.4.049.1A	Seal ring		1	
	31	851.1.004.1A	Lock washer		1	
	32	750.1.007.1A	Nut		1	

CATALOGUE No:
ISSUED:

915.1.176.1C
06 - 04

DRAWING 004 CLUTCH



DRAWING

004

CLUTCH


NOTES	NO.	CODE NO.	DESCRIPTION	VALIDITY	Q.TY	
	1	0659.16.555	Clutch spring		6	
	2	841.1.002.2A	Retainer		6	
	3	818.2.009.1A	Clutch control pin		1	
	4	771.5.043.8B	Screw		6	
	5	851.4.001.1A	Lock washer		1	
	6	764.1.003.1B	Rubber pad		12	
	7	162.1.001.1B	Plate holder hub		1	
	8	190.2.011.1A	Clutch plates set		1	
	9	851.1.001.1B	Lock washer		1	
	10	196.1.001.2B	Clutch drum		1	
	11	70610.8120	Screw		8	
	12	194.2.001.1B	Pressure plate		1	
	13	198.1.029.1A	Clutch housing		1	
	14	702.5.016.1A	Bearing		1	
	15	463.2.053.7A	O-ring		1	
	16	930.4.035.1A	Seal ring		1	
	17	170.2.020.1B	Clutch/crankshaft gears pair		1	
	18	75113.2566	Bearing		1	
	19	881.2.001.1A	Circlip - spacer		1	
	20	702.4.017.1A	Bearing		1	
	21	0660.16.145	Spacer		1	
	22	195.4.003.1A	Piston assembly		1	
	23	710.1.002.1A	Bush		1	
	24	74224.0570	Pin		1	
	25	750.1.002.1B	Nut		1	
	26	0400.17.030	O-ring		1	
	27	886.4.043.1A	O-ring		1	

CATALOGUE No:

ISSUED:

915.1.176.1C

06 - 04

NOTES	NO.	CODE NO.	DESCRIPTION	VALIDITY	Q.TY	
	28	60N107335	Screw		3	
	29	117.2.006.1A	Clutch control rod		1	
	30	93823.2018	O-ring		2	
	31	713.1.012.1B	Spacer		1	
	32	93823.0128	O-ring		1	

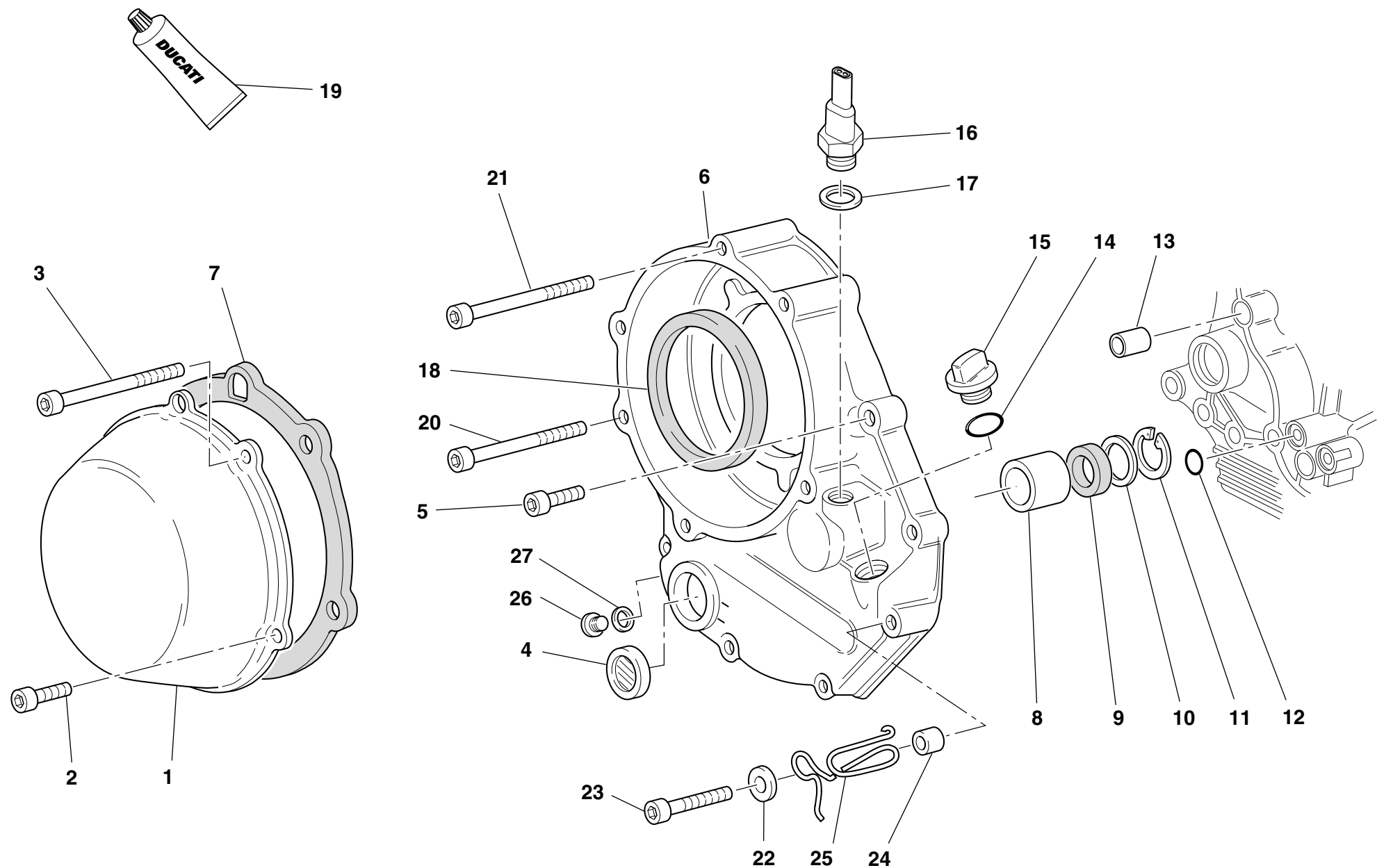
CATALOGUE No:

ISSUED:

915.1.176.1C

06 - 04


DRAWING 005 CLUTCH COVER



DRAWING

005

CLUTCH COVER

NOTES	NO.	CODE NO.	DESCRIPTION	VALIDITY	Q.TY	
	1	243.1.025.1AD	Clutch protection cover		1	
	2	771.1.026.1A	Screw		2	
	3	771.1.027.1A	Screw		2	
	4	254.4.001.1A	Oil level sight glass		1	
	5	771.5.069.8B	Screw		5	
	6	243.2.004.1BB	Cover clutch side		1	
	7	788.1.052.1A	Clutch cover gasket		1	
	8	0665.49.680	Bush		1	
	9	93784.2030	Seal ring		1	
	10	852.1.008.1A	Shim th. 0.5		1	
	11	73503.3075	Circlip		1	
	12	93827.0114	O-ring		1	
	13	0400.49.240	Locating bush		1	
	14	886.4.090.1A	O-ring		1	
	15	893.1.005.1A	Cap		1	
	16	539.4.030.1A	Switch		1	
	17	852.1.195.1A	Gasket th.2		1	
	18	930.4.034.1A	Ring		1	
	19	94247.0014	Fluid sealant		1	
	20	771.5.078.8B	Screw		1	
	21	771.5.079.8B	Screw		1	
	22	852.1.176.1A	Washer		1	
	23	771.5.072.8B	Screw		1	
	24	713.1.241.1A	Spacer		1	
	25	881.1.030.1A	Holder		1	
	26	780.5.001.1A	Cap		1	
	27	852.5.024.1A	Gasket th.1		1	

CATALOGUE No:
ISSUED:

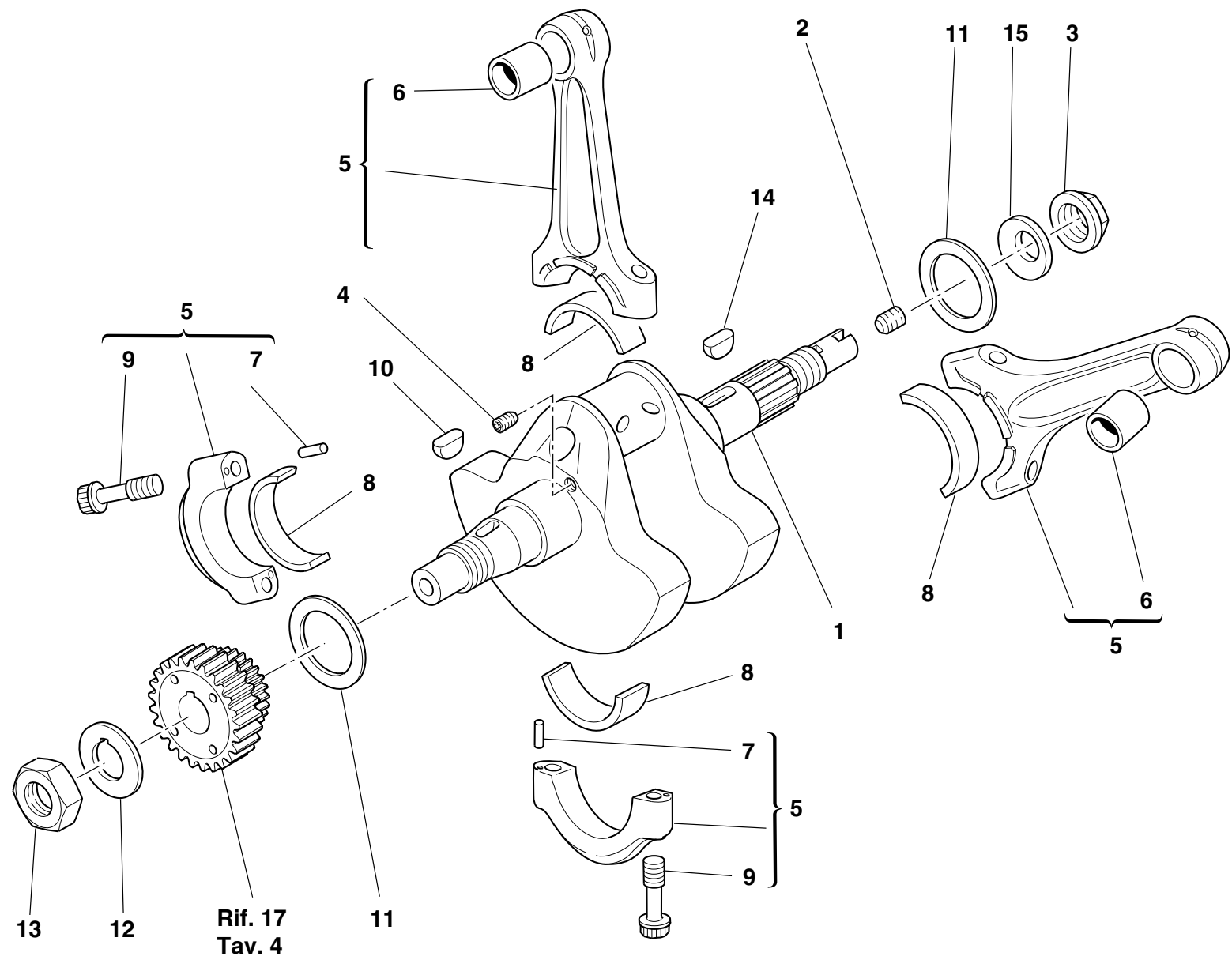
915.1.176.1C
06 - 04

NOTES	NO.	CODE NO.	DESCRIPTION	VALIDITY	Q.TY	
-------	-----	----------	-------------	----------	------	---

CATALOGUE No:
ISSUED:

915.1.176.1C
06 - 04


DRAWING **006** CRANKSHAFT



DRAWING

006

CRANKSHAFT

NOTES	NO.	CODE NO.	DESCRIPTION	VALIDITY	Q.TY	
	1	146.2.091.1A	Crankshaft (items 2-3-4 included)		1	
	2	779.1.109.1A	Special screw		1	
	3	750.1.012.2A	Nut		1	
	4	72121.2106	Threaded dowel		1	
	5	158.2.012.1A	Connecting rods pair		1	
	6	711.1.007.1A	Bush		2	
	7	74224.0570	Pin		4	
	8	112.1.026.1AA	Half-bearing (RED)		2	
	8	112.1.026.1AB	Half-bearing (BLUE)		2	
	9	779.1.007.2A	Special screw		4	
	10	74172.1008	Woodruff key		1	
	11	852.1.104.1A	Shim th. 1.9		2	
	11	852.1.104.1B	Shim th. 1.95		2	
	11	852.1.104.1C	Shim th. 2		2	
	11	852.1.104.1D	Shim th. 2,05		2	
	11	852.1.104.1E	Shim th. 2,1		2	
	11	852.1.104.1F	Shim th. 2,15		2	
	11	852.1.104.1G	Shim th. 2.2		2	
	11	852.1.104.1H	Shim th. 2.25		2	
	11	852.1.104.1I	Shim th. 2.3		2	
	11	852.1.104.1J	Shim th. 2.35		2	
	11	852.1.104.1K	Shim th. 2,4		2	
	11	852.1.104.1L	Shim th. 2,45		2	
	11	852.1.104.1M	Shim th. 2.5		2	
	11	852.1.104.1N	Shim th. 2.55		2	
	12	851.1.019.1A	Lock washer		1	
	13	0660.47.040	Nut		1	

CATALOGUE No:

ISSUED:

915.1.176.1C

06 - 04

NOTES	NO.	CODE NO.	DESCRIPTION	VALIDITY	Q.TY	
	14	0755.29.025	Woodruff key		1	
	15	799.1.051.2A	Spring washer		1	

CATALOGUE No:

ISSUED:

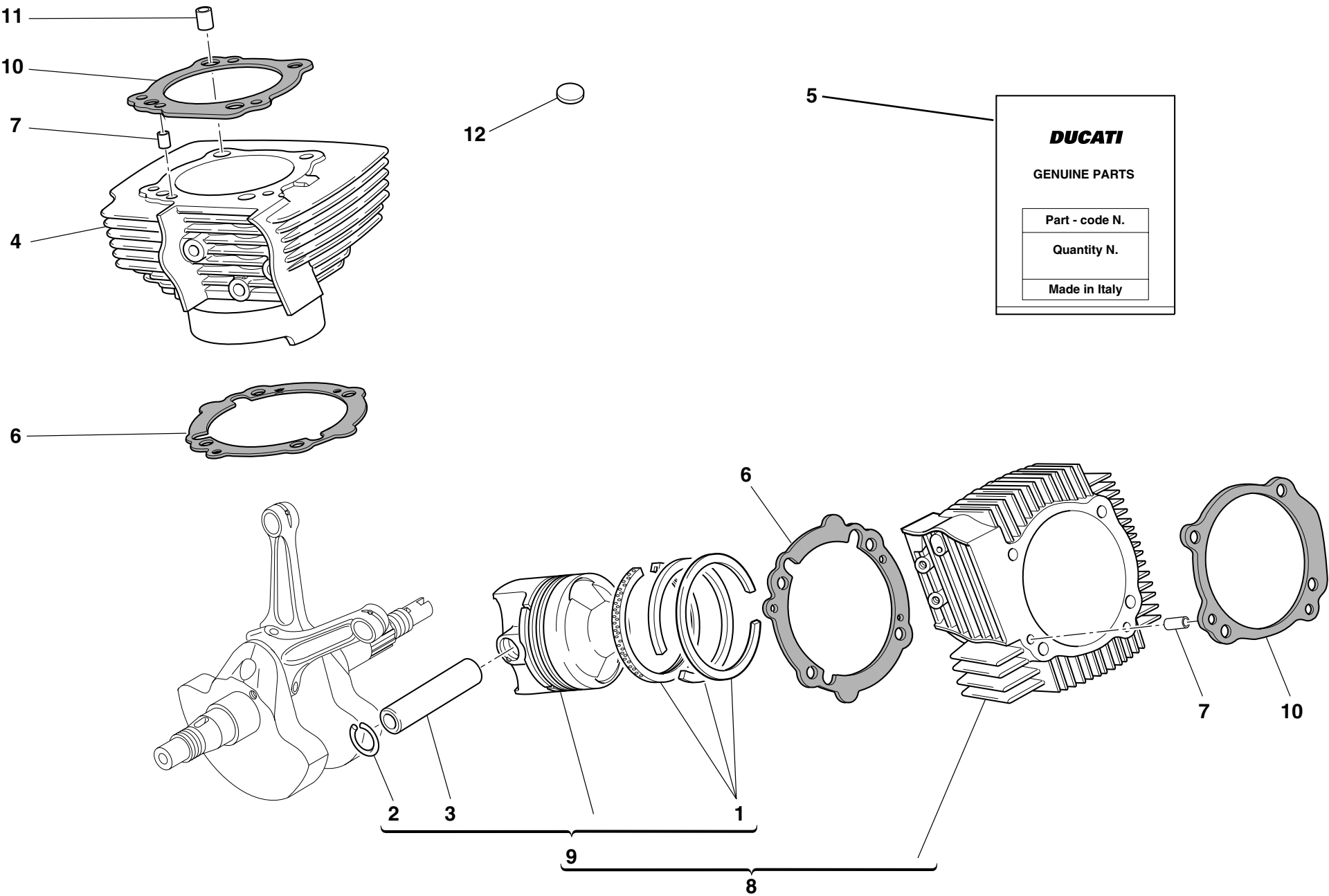
915.1.176.1C

06 - 04

DRAWING

007


CYLINDERS - PISTONS



DRAWING

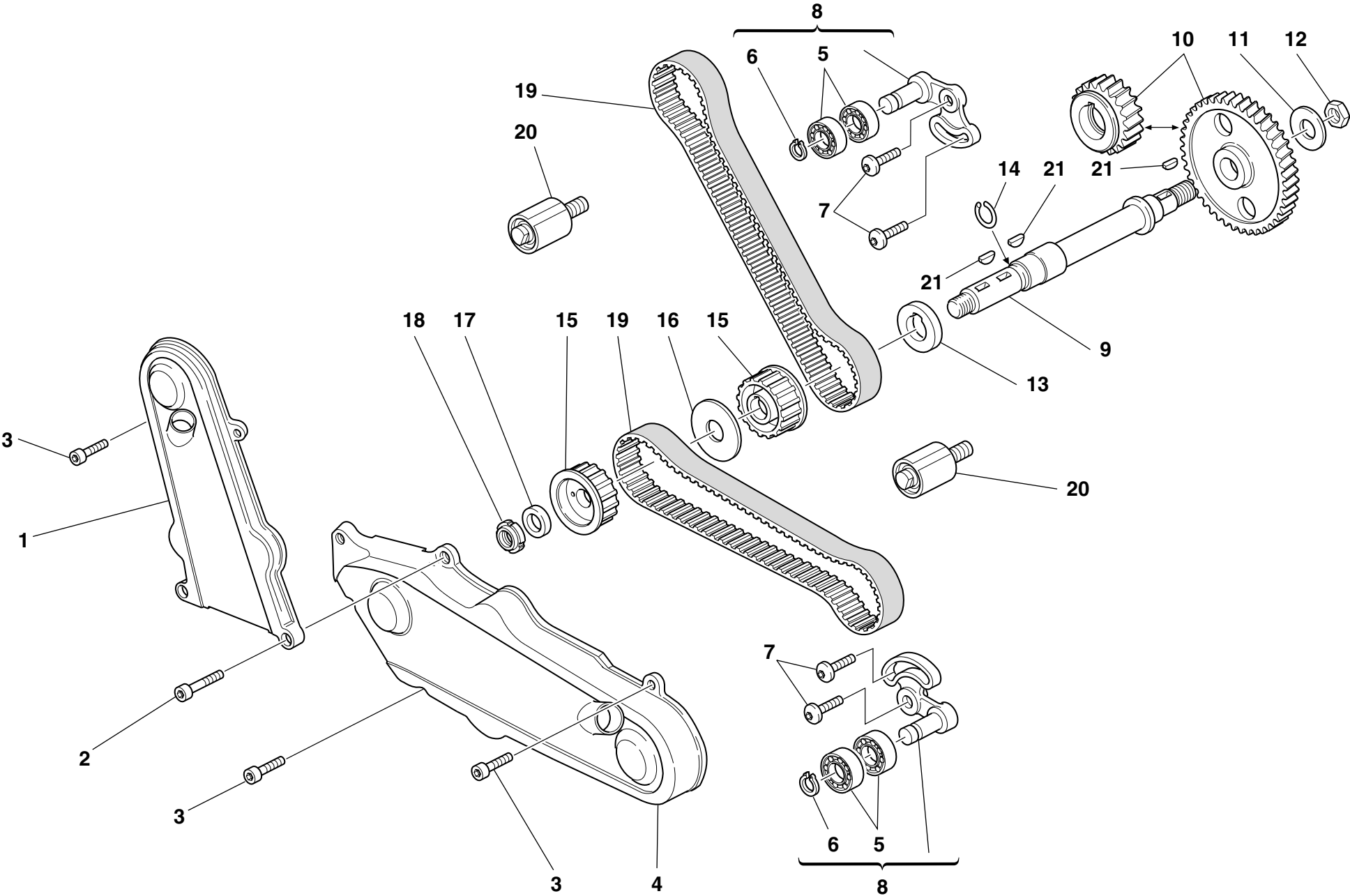
007

CYLINDERS - PISTONS

NOTES	NO.	CODE NO.	DESCRIPTION	VALIDITY	Q.TY	
	1	121.2.033.1A	Piston rings set		2	
	2	884.4.011.1A	Piston pin circlip		4	
	3	121.1.127.1A	Piston pin		2	
	4	120.2.081.3A	Vertical cylinder-piston fit		1	
	5	791.2.026.2A	Head-cylinder gaskets set		1	
	6	786.1.086.1A	Cylinder-crankcase gasket th. 0.4		2	
	7	711.1.172.1A	Bush		2	
	8	120.2.080.3A	Horizontal cylinder-piston fit		1	
	9	122.2.087.2A	Complete piston		2	
	10	786.1.064.1A	Head-cylinder gasket		2	
	11	711.1.126.1A	Bush		4	
	12	700.1.040.1A	Vibration damper pad		41	

NOTES	NO.	CODE NO.	DESCRIPTION	VALIDITY	Q.TY	
-------	-----	----------	-------------	----------	------	---


DRAWING **008** TIMING



DRAWING

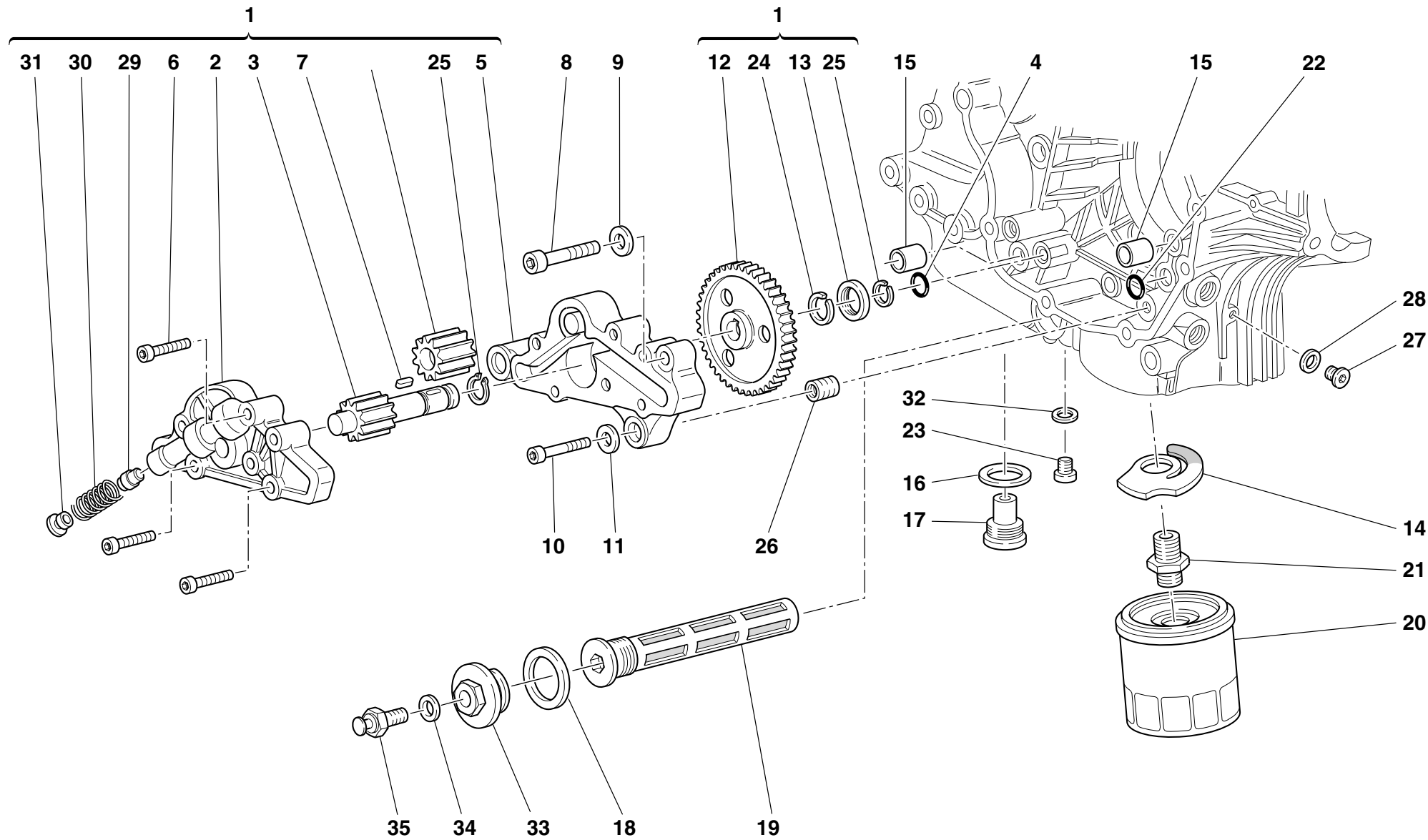
008

TIMING

NOTES	NO.	CODE NO.	DESCRIPTION	VALIDITY	Q.TY	
	1	245.1.033.1A	Vertical timing belt cover		1	
	2	771.5.072.8B	Screw		2	
	3	771.5.065.8B	Screw		5	
	4	245.1.032.1A	Horizontal timing belt cover		1	
	5	702.4.069.1A	Bearing		4	
	6	884.5.034.1A	Ring		2	
	7	772.1.010.3A	Screw		4	
	8	451.2.017.1A	Complete vertical cylinder tensioner roller		2	
	9	147.1.026.1A	Lay shaft		1	
	10	171.2.020.2B	Timing gears pair		1	
	11	851.1.013.1A	Lock washer		1	
	12	0124.40.060	Hexagon nut		1	
	13	716.1.073.2A	Spacer		1	
	14	882.1.003.1A	Snap ring		1	
	15	255.1.023.1A	Timing belt roller		2	
	16	856.1.062.2A	Belt roller separating washer		1	
	17	716.1.099.1A	Spacer		1	
	18	72944.1542	Elastic-stop ring nut		1	
	19	737.4.021.1A	Timing drive toothed belt		2	
	20	451.1.025.1A	Fixed tensioner assembly		2	
	21	0755.29.025	Woodruff key		3	

NOTES	NO.	CODE NO.	DESCRIPTION	VALIDITY	Q.TY	
-------	-----	----------	-------------	----------	------	---

DRAWING **009** FILTERS AND OIL PUMP



DRAWING

009

FILTERS AND OIL PUMP


NOTES	NO.	CODE NO.	DESCRIPTION	VALIDITY	Q.TY	
	1	174.2.025.5A	Complete oil pump		1	
	2	247.1.174.1A	Pump cover		1	
	3	174.1.002.1A	Pump driving gear		1	
	4	886.4.037.1A	O-ring		1	
	5	250.1.038.1A	Pump body		1	
	6	773.5.069.8B	Screw		6	
	7	680.1.001.1B	Woodruff key		1	
	8	771.5.129.8B	Screw		2	
	9	853.1.002.1A	Spring washer		2	
	10	771.5.069.8B	Screw		1	
	11	853.1.004.1A	Spring washer		1	
	12	174.1.025.1A	Pump drive gear		1	
	13	710.1.001.1A	Bush		1	
	14	799.2.077.2A	Bypass spring		1	
	15	0759.49.280	Locating bush		2	
	16	220.3.208.3A	Gasket		1	
	17	780.2.047.1A	Oil drain plug with magnet		1	
	18	852.5.005.1A	Gasket th.1,5		1	
	19	894.2.009.1A	Oil filter		1	
	20	444.4.003.4A	Oil filter cartridge		1	
	21	0670.49.910	Nipple		1	
	22	93827.0114	O-ring		1	
	23	779.1.198.2A	Cap		1	
	24	76267.0012	Snap ring		1	
	25	73500.1237	Circlip		2	
	26	0670.49.310	Reduction bush		1	
	27	779.1.162.2A	Cap		1	

CATALOGUE No:

ISSUED:

915.1.176.1C

06 - 04

NOTES	NO.	CODE NO.	DESCRIPTION	VALIDITY	Q.TY	
	28	852.1.195.1A	Gasket th.2		1	
	29	593.1.018.1A	Bypass valve		1	
	30	799.1.055.1A	Bypass spring		1	
	31	780.1.018.1A	Bypass cap		1	
	32	852.1.120.1A	Aluminium gasket		1	
	33	873.1.039.1A	Cap		1	
	34	420.2.001.0A	Gasket th.1		1	
	35	552.1.045.2A	Thermistor		1	

CATALOGUE No:

ISSUED:

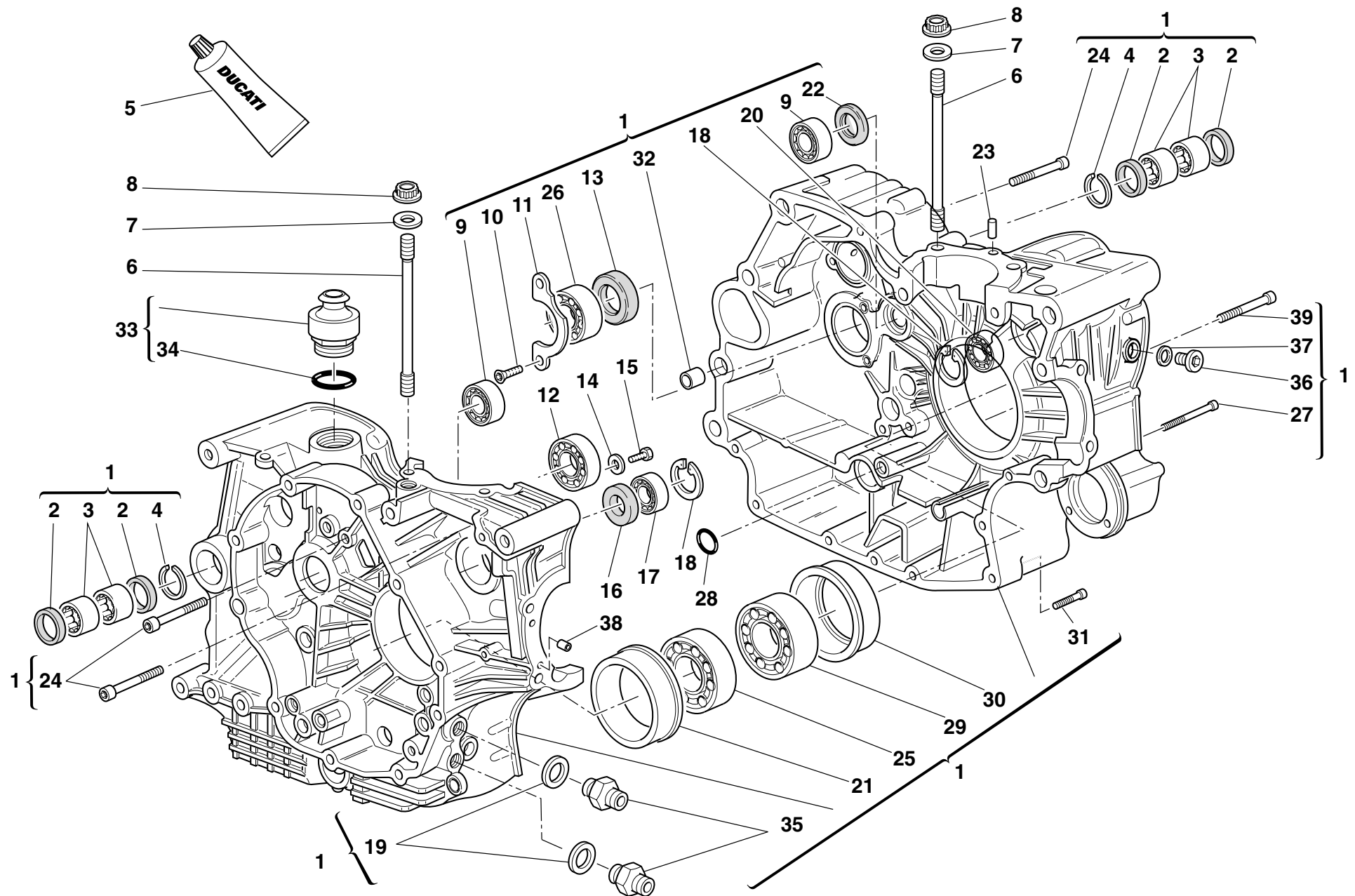
915.1.176.1C

06 - 04

DRAWING

010

HALF CRANKCASES



DRAWING


010

HALF CRANKCASES

NOTES	NO.	CODE NO.	DESCRIPTION	VALIDITY	Q.TY	
	1	225.2.061.2A	Complete half-crankcases pair		1	
	2	0755.49.265	Seal ring		4	
	3	76400.0004	Needle bearing		4	
	4	76266.2668	Snap ring		2	
	5	94247.0014	Fluid sealant		1	
	6	766.1.001.2B	Stud bolt for fastening head cylinder		8	
	7	856.1.064.2A	Special washer		8	
	8	748.1.050.1A	Nut		8	
	9	702.4.033.1A	Bearing		2	
	10	72094.1616	Screw		2	
	11	826.1.012.1A	Keep plate		1	
	12	702.5.019.1A	Bearing		1	
	13	930.4.022.1A	Seal ring		1	
	14	713.1.140.1A	Spacer		2	
	15	770.5.250.8B	Screw		2	
	16	93785.1830	Seal ring		1	
	17	75794.1542	Bearing		1	
	18	73503.3380	Circlip		2	
	19	420.2.006.4A	Aluminium gasket		2	
	20	702.5.008.1A	Bearing		1	
	21	710.1.069.1A	Bearing holder bush		1	
	22	0370.49.250	Washer		1	
	23	860.1.004.1A	Locating dowel		2	
	24	771.5.136.8B	Screw		6	
	25	75191.3380	Bearing		1	
	26	702.4.013.1A	Bearing		1	
	27	771.5.080.8B	Screw		2	

CATALOGUE No:
ISSUED:

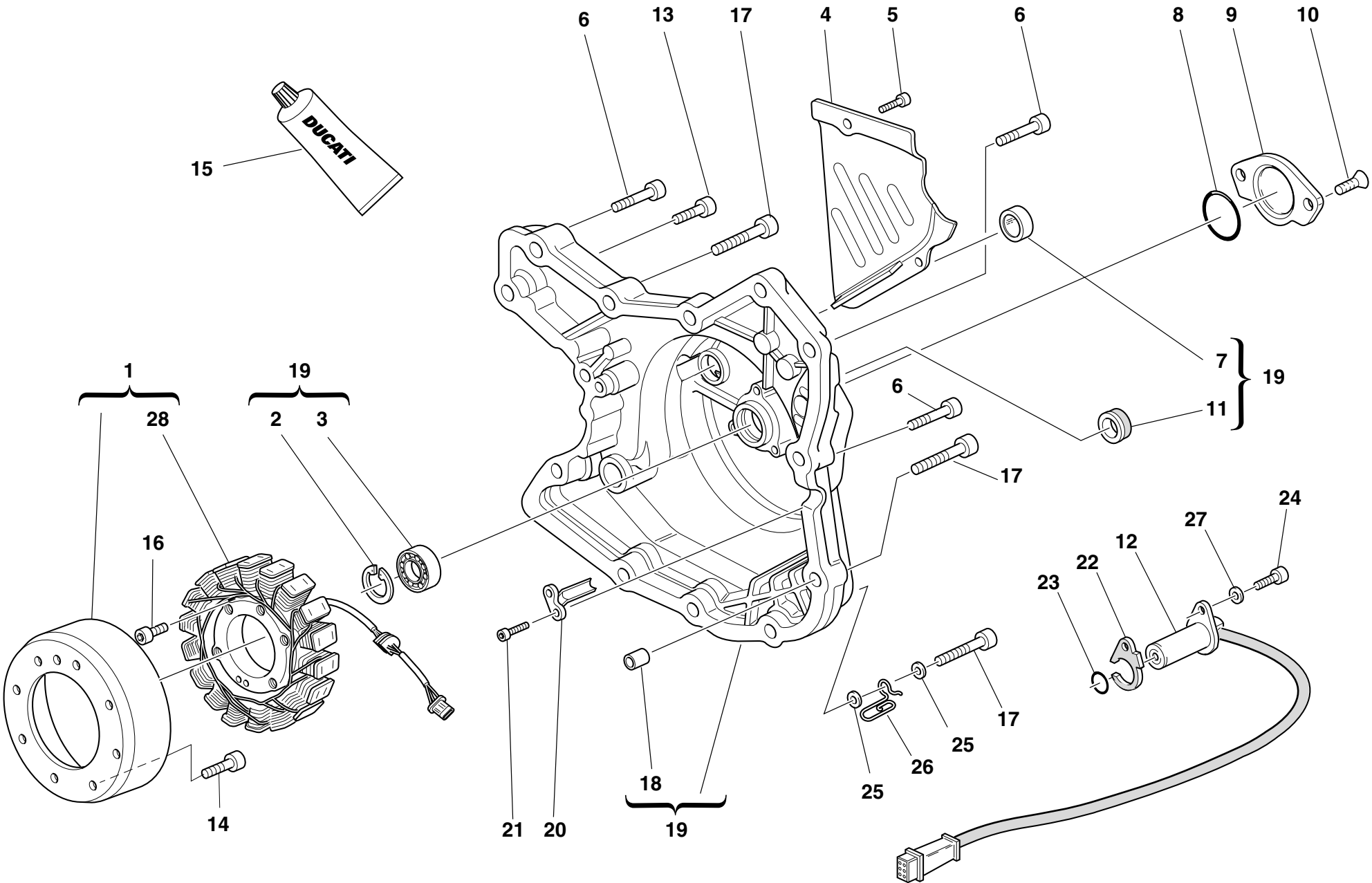
915.1.176.1C
06 - 04

NOTES	NO.	CODE NO.	DESCRIPTION	VALIDITY	Q.TY	
	28	93827.0114	O-ring		1	
	29	702.4.020.1A	Bearing		1	
	30	710.1.070.1A	Bearing holder bush		1	
	31	771.5.072.8B	Screw		7	
	32	711.1.095.1A	Bush		2	
	33	593.1.003.1B	Breather valve		1	
	34	93823.3156	O-ring		1	
	35	815.1.022.1A	Nipple		2	
	36	779.1.026.2A	Screw		1	
	37	852.5.026.1A	Aluminium gasket th.1,5		1	
	38	711.1.128.1A	Bush		2	
	39	779.1.029.2A	Special screw		1	

CATALOGUE No:
ISSUED:

915.1.176.1C
06 - 04

DRAWING 011 ALTERNATOR COVER



DRAWING

011

ALTERNATOR COVER


NOTES	NO.	CODE NO.	DESCRIPTION	VALIDITY	Q.TY	
	1	264.4.014.3B	Generator "DENSO"		1	
	1	264.4.022.1A	Generator "KOKUSAN"		1	
	2	73503.3380	Circlip		1	
	3	702.5.008.1A	Bearing		1	
	4	247.1.083.1AE	Chain cover		1	
	5	771.5.064.2B	Screw		2	
	6	771.5.069.8B	Screw		9	
	7	254.1.001.1A	Oil level sight glass		1	
	8	886.4.035.1A	O-ring		1	
	9	247.1.002.1BC	Cover		1	
	10	777.5.049.8B	Screw		2	
	11	93783.1524	Seal ring		1	
	12	552.4.020.1A	Sensor		1	
	13	771.5.067.8B	Screw		2	
	14	779.4.075.1A	Screw		8	
	15	94247.0014	Fluid sealant		1	
	16	771.5.073.8B	Screw		3	
	17	771.5.071.8B	Screw		3	
	18	0400.49.240	Locating bush		2	
	19	242.2.045.1A	Generator cover		1	
	20	830.1.144.1A	Bracket		1	
	21	771.5.040.8B	Screw		2	
	22	788.1.076.1A	Gasket th.0,6		1	
	22	788.1.076.1AA	Gasket th.0,8		1	
	22	788.1.076.1AB	Gasket th.1,0		1	
	23	886.4.003.1A	O-ring		1	
	24	771.5.066.8B	Screw		1	

CATALOGUE No:

ISSUED:

915.1.176.1C

06 - 04

NOTES	NO.	CODE NO.	DESCRIPTION	VALIDITY	Q.TY	
	25	734306N01	Washer		2	
	26	881.1.030.1A	Holder		1	
	27	853.1.003.1A	Spring washer		1	

CATALOGUE No:

ISSUED:

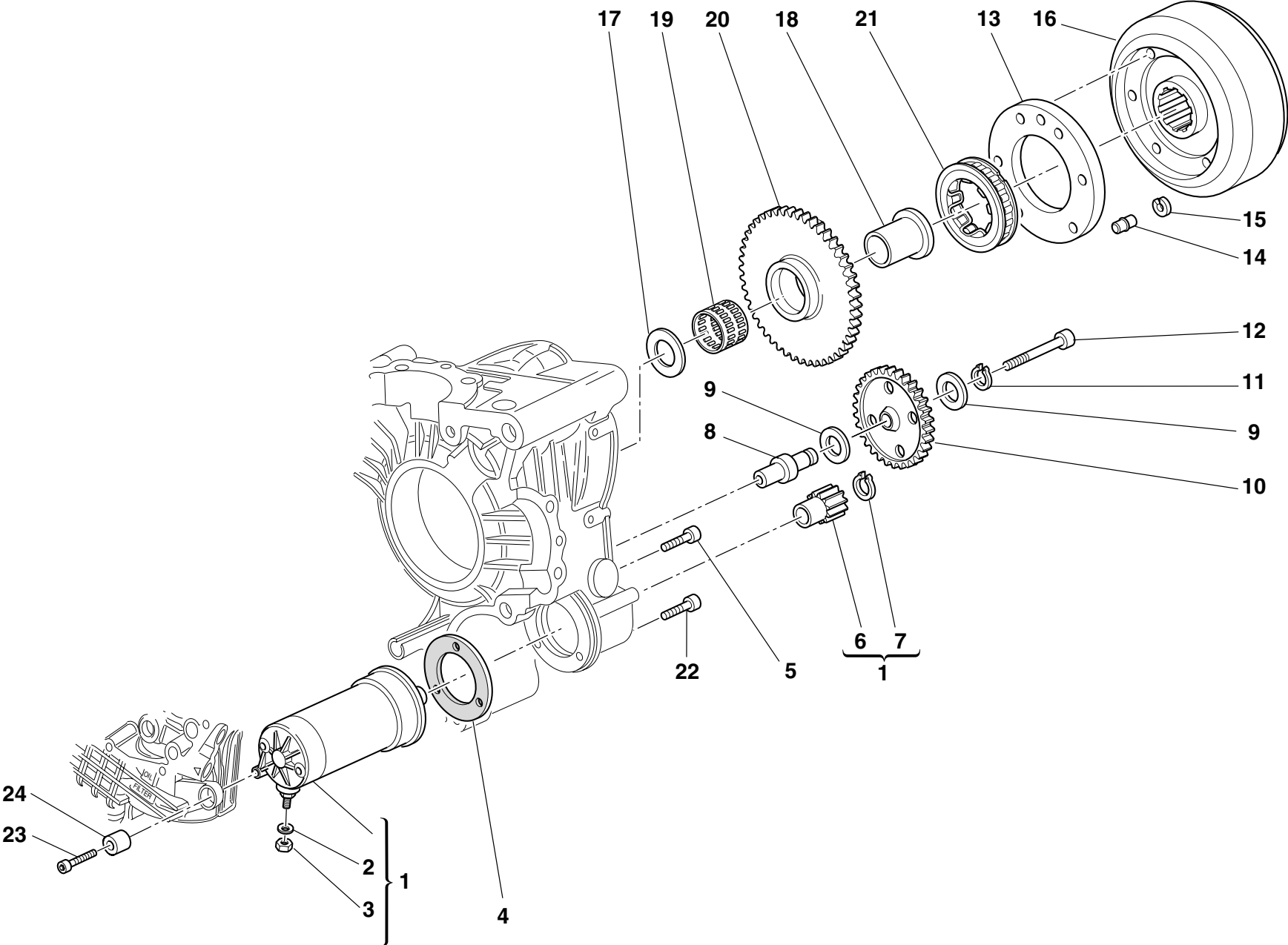
915.1.176.1C

06 - 04

DRAWING

012

ELECTRIC STARTER AND IGNITION



DRAWING

012

ELECTRIC STARTER AND IGNITION

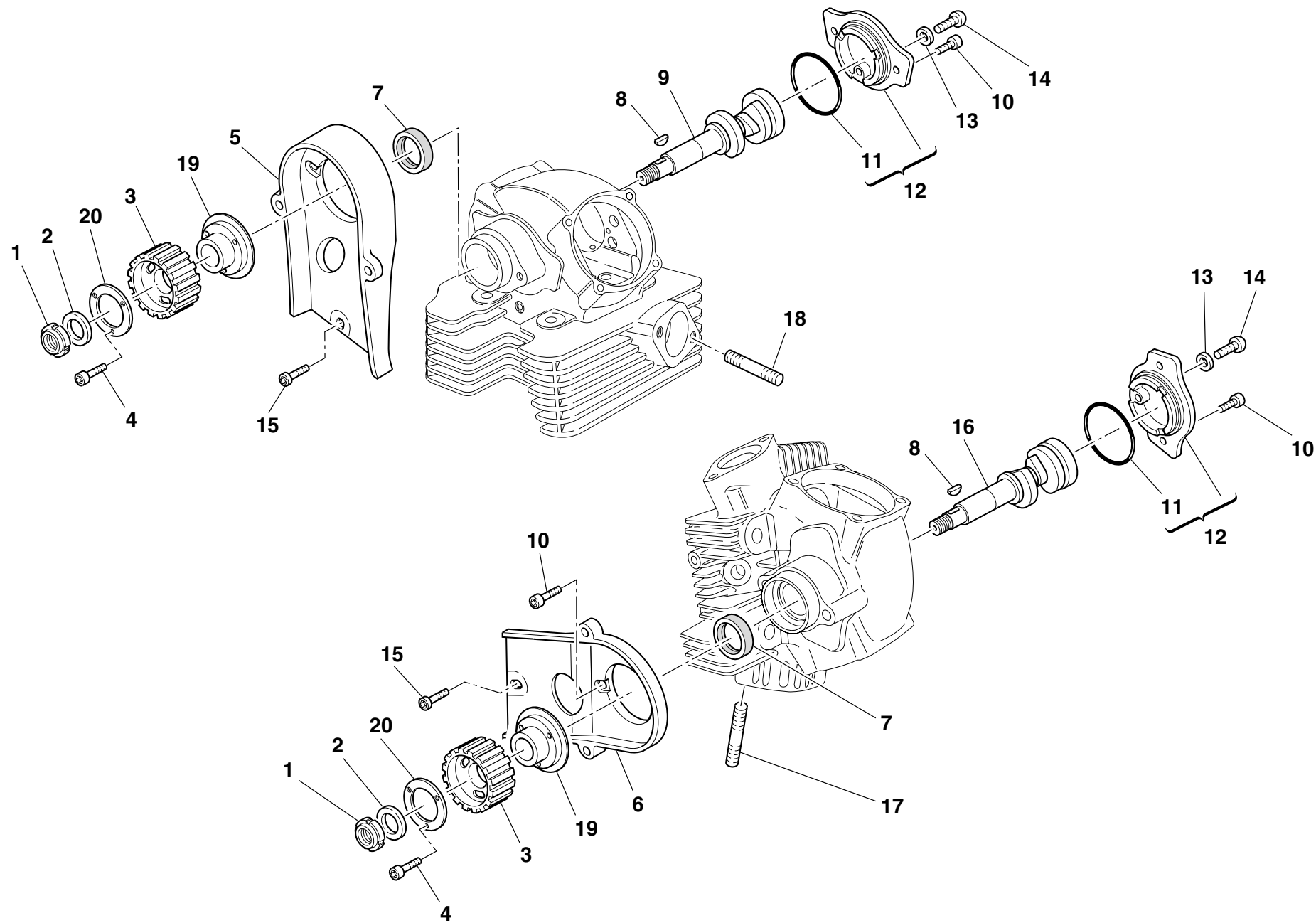
NOTES	NO.	CODE NO.	DESCRIPTION	VALIDITY	Q.TY	
	1	270.4.005.1A	Complete starter motor		1	
	2	853.1.003.1A	Spring washer		1	
	3	750.1.121.1A	Nut		1	
	4	788.1.054.1A	Starter motor gasket		1	
	5	771.5.066.8B	Screw		2	
	6	176.1.001.1A	Starter motor sprocket		1	
	7	73500.1237	Circlip		1	
	8	0660.50.020	Intermediate gear pin		1	
	9	856.1.071.1A	Washer		2	
	10	176.1.009.1A	Intermediate gear assembly		1	
	11	73500.1440	Circlip		1	
	12	771.5.078.8B	Screw		1	
	13	160.1.057.1A	Flange		1	
	14	863.1.002.1A	Locating pin		1	
	15	882.1.012.1A	Check ring		1	
	16	276.1.025.1B	Ignition flywheel		1	
	17	0619.50.065	Washer		1	
	18	881.1.010.1C	Inner ring		1	
	19	701.4.003.1A	Needle bearing		1	
	20	173.1.012.3A	Electric starter driven gear		1	
	21	701.4.007.1A	Starter clutch		1	
	22	771.5.069.8B	Screw		1	
	23	771.5.071.8B	Screw		1	
	24	700.1.036.1A	Threaded insert		1	

NOTES	NO.	CODE NO.	DESCRIPTION	VALIDITY	Q.TY	
-------	-----	----------	-------------	----------	------	---

DRAWING

013


HEAD: TIMING



DRAWING

013

HEAD: TIMING

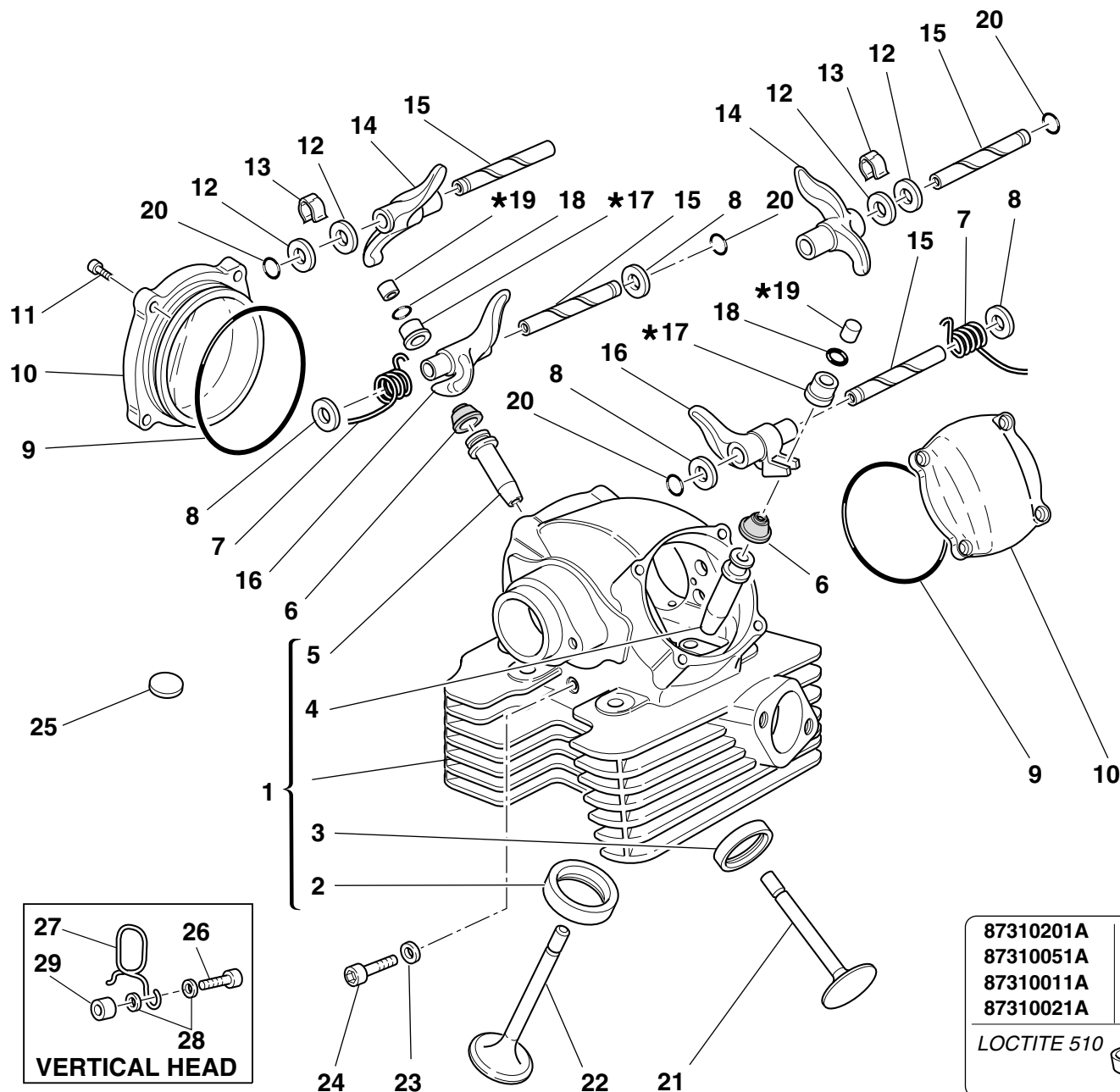
NOTES	NO.	CODE NO.	DESCRIPTION	VALIDITY	Q.TY	
	1	72944.1542	Elastic-stop ring nut		2	
	2	852.1.173.1A	Washer		2	
	3	255.1.024.1A	Timing belt roller		2	
	4	779.5.030.2A	Screw		6	
	5	245.1.030.1A	Vertical belt inner cover		1	
	6	245.1.031.1A	Horizontal belt inner cover		1	
	7	930.4.061.1A	Seal ring		2	
	8	74172.1008	Woodruff key		2	
	9	148.1.110.1A	Vertical head camshaft		1	
	10	771.5.066.8B	Screw		7	
	11	886.4.060.1A	O-ring		2	
	12	235.2.030.1B	Side cap		2	
	13	852.1.197.1A	Copper gasket		2	
	14	775.1.036.1A	Screw		2	
	15	773.5.065.8B	Screw		2	
	16	148.1.111.1A	Horizontal head camshaft		1	
	17	766.4.017.2A	Stud bolt		4	
	18	766.4.018.1A	Stud bolt		4	
	19	160.1.105.1A	Flange		2	
	20	856.1.074.2A	Washer		2	

NOTES	NO.	CODE NO.	DESCRIPTION	VALIDITY	Q.TY	
-------	-----	----------	-------------	----------	------	---

014

VERTICAL HEAD

19	17
Registro bilanc. apertura	Registro bilanc. chiusura
Adjustment	Adjustment
Réglage	Réglage
Ventilkäppchen	Ventilkäppchen
840.1.031.1A — 1,8	840.1.047.1B — 2,5
840.1.032.1A — 1,85	840.1.048.1B — 2,55
840.1.033.1A — 1,9	840.1.049.1B — 2,6
840.1.034.1A — 1,95	840.1.050.1B — 2,65
840.1.001.1A — 2	840.1.051.1B — 2,7
840.1.002.1A — 2,05	840.1.052.1B — 2,75
840.1.003.1A — 2,1	840.1.053.1B — 2,8
840.1.004.1A — 2,15	840.1.054.1B — 2,85
840.1.005.1A — 2,2	840.1.055.1B — 2,9
840.1.006.1A — 2,25	840.1.056.1B — 2,95
840.1.007.1A — 2,3	840.1.057.1B — 3
840.1.008.1A — 2,35	840.1.058.1B — 3,05
840.1.009.1A — 2,4	840.1.059.1B — 3,1
840.1.010.1A — 2,45	840.1.060.1B — 3,15
840.1.011.1A — 2,5	840.1.061.1B — 3,2
840.1.012.1A — 2,55	840.1.062.1B — 3,25
840.1.013.1A — 2,6	840.1.063.1B — 3,3
840.1.014.1A — 2,65	840.1.064.1B — 3,35
840.1.015.1A — 2,7	840.1.065.1B — 3,4
840.1.016.1A — 2,75	840.1.066.1B — 3,45
840.1.017.1A — 2,8	840.1.067.1B — 3,5
840.1.018.1A — 2,85	840.1.068.1B — 3,55
840.1.019.1A — 2,9	840.1.069.1B — 3,6
840.1.020.1A — 2,95	840.1.070.1B — 3,65
840.1.021.1A — 3	840.1.071.1B — 3,7
840.1.022.1A — 3,05	840.1.072.1B — 3,75
840.1.023.1A — 3,1	840.1.073.1B — 3,8
840.1.024.1A — 3,15	840.1.074.1B — 3,85
840.1.025.1A — 3,2	840.1.075.1B — 3,9
840.1.026.1A — 3,25	840.1.076.1B — 3,95
840.1.027.1A — 3,3	840.1.077.1B — 4
840.1.028.1A — 3,35	840.1.078.1B — 4,05
840.1.029.1A — 3,4	840.1.079.1B — 4,1
840.1.030.1A — 3,45	840.1.080.1B — 4,15
840.1.108.1A — 3,5	840.1.081.1B — 4,2
840.1.109.1A — 3,55	840.1.082.1B — 4,25
840.1.072.1A — 3,6	840.1.083.1B — 4,3
840.1.110.1A — 3,65	840.1.084.1B — 4,35
840.1.111.1A — 3,7	840.1.085.1B — 4,4
840.1.112.1A — 3,75	
840.1.073.1A — 3,8	



87310201A	-20
87310051A	-18
87310011A	-16
87310021A	-10


LOCTITE 510



DRAWING

014

VERTICAL HEAD

NOTES	NO.	CODE NO.	DESCRIPTION	VALIDITY	Q.TY	
	1	301.2.092.2C	Complete vertical head		1	
	2	304.1.042.1B	Intake valve seat		1	
	2	304.1.042.1BB	Oversize intake valve seat 0.03		1	
	2	304.1.042.1BC	Oversize intake valve seat 0.06		1	
	3	304.1.043.1B	Exhaust valve seat		1	
	3	304.1.043.1BB	Oversize exhaust valve seat 0.03		1	
	3	304.1.043.1BC	Oversize exhaust valve seat 0.06		1	
	4	303.1.041.1A	Intake valve guide		1	
	4	303.1.041.1AA	Intake valve guide magg. 0,03		1	
	4	303.1.041.1AB	Intake valve guide magg. 0,06		1	
	4	303.1.041.1AC	Intake valve guide magg. 0,09		1	
	5	303.1.040.1A	Exhaust valve guide		1	
	5	303.1.040.1AA	Exhaust valve guide magg. 0,03		1	
	5	303.1.040.1AB	Exhaust valve guide magg. 0,06		1	
	5	303.1.040.1AC	Exhaust valve guide magg. 0,09		1	
	6	764.1.002.1A	Rubber pad		2	
	7	799.1.061.1A	Closing rocker spring		2	
	8	0619.92.180	Shim th. 0.3		6	
	8	0670.92.190	Shim th. 2		4	
	8	0765.92.185	Shim th. 1		2	
	8	0765.92.190	Shim th. 0.5		4	
	8	0765.92.195	Shim th. 0.1		2	
	8	0765.92.205	Shim th. 0.2		8	
	9	463.2.010.9A	O-ring		2	
	10	240.2.026.1B	Valve cover		2	
	11	771.5.066.8B	Screw		8	
	12	0647.70.010	Shim		4	

CATALOGUE No:
ISSUED:

915.1.176.1C
06 - 04

NOTES	NO.	CODE NO.	DESCRIPTION	VALIDITY	Q.TY	
	13	0375.92.210	Spring		2	
	14	208.1.012.4A	Opening rocker		2	
	15	821.1.111.1A	Rocker shaft		4	
	16	209.1.017.1A	Closing rocker		2	
	17	840.2.002.1B	See table		2	
	18	669.1.001.1E	Split rings		4	
	19	840.2.001.1A	See table		2	
	20	463.2.026.1A	O-ring		4	
	21	211.1.040.1A	Exhaust valve		1	
	22	210.1.042.1A	Intake valve		1	
	23	852.5.023.1A	Gasket		1	
	24	779.1.133.1A	Screw		1	
	25	700.1.040.1A	Vibration damper pad		12	
	26	771.5.071.8B	Screw		1	
	27	881.1.023.1A	Ring		1	
	28	852.1.176.1A	Washer		2	
	29	713.1.241.1A	Spacer		1	

CATALOGUE No:
ISSUED:

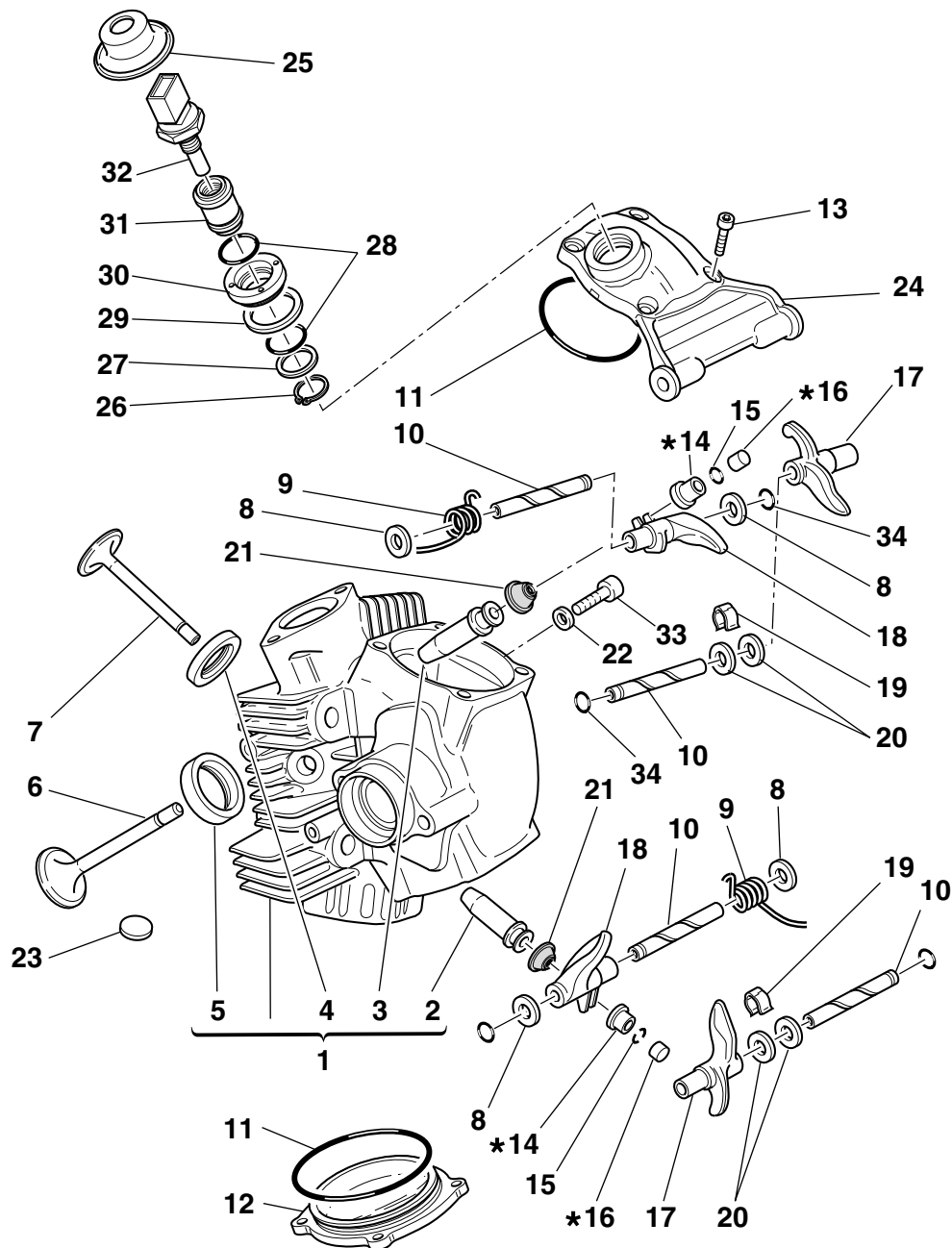
915.1.176.1C
06 - 04

DRAWING

015


HORIZONTAL HEAD

16	14
Registro bilanc. apertura	Registro bilanc. chiusura
Adjustment	Adjustment
Réglage	Réglage
Ventilkäppchen	Ventilkäppchen
840.1.031.1A — 1,8	840.1.047.1B — 2,5
840.1.032.1A — 1,85	840.1.048.1B — 2,55
840.1.033.1A — 1,9	840.1.049.1B — 2,6
840.1.034.1A — 1,95	840.1.050.1B — 2,65
840.1.001.1A — 2	840.1.051.1B — 2,7
840.1.002.1A — 2,05	840.1.052.1B — 2,75
840.1.003.1A — 2,1	840.1.053.1B — 2,8
840.1.004.1A — 2,15	840.1.054.1B — 2,85
840.1.005.1A — 2,2	840.1.055.1B — 2,9
840.1.006.1A — 2,25	840.1.056.1B — 2,95
840.1.007.1A — 2,3	840.1.057.1B — 3
840.1.008.1A — 2,35	840.1.058.1B — 3,05
840.1.009.1A — 2,4	840.1.059.1B — 3,1
840.1.010.1A — 2,45	840.1.060.1B — 3,15
840.1.011.1A — 2,5	840.1.061.1B — 3,2
840.1.012.1A — 2,55	840.1.062.1B — 3,25
840.1.013.1A — 2,6	840.1.063.1B — 3,3
840.1.014.1A — 2,65	840.1.064.1B — 3,35
840.1.015.1A — 2,7	840.1.065.1B — 3,4
840.1.016.1A — 2,75	840.1.066.1B — 3,45
840.1.017.1A — 2,8	840.1.067.1B — 3,5
840.1.018.1A — 2,85	840.1.068.1B — 3,55
840.1.019.1A — 2,9	840.1.069.1B — 3,6
840.1.020.1A — 2,95	840.1.070.1B — 3,65
840.1.021.1A — 3	840.1.071.1B — 3,7
840.1.022.1A — 3,05	840.1.072.1B — 3,75
840.1.023.1A — 3,1	840.1.073.1B — 3,8
840.1.024.1A — 3,15	840.1.074.1B — 3,85
840.1.025.1A — 3,2	840.1.075.1B — 3,9
840.1.026.1A — 3,25	840.1.076.1B — 3,95
840.1.027.1A — 3,3	840.1.077.1B — 4
840.1.028.1A — 3,35	840.1.078.1B — 4,05
840.1.029.1A — 3,4	840.1.079.1B — 4,1
840.1.0301A — 3,45	840.1.080.1B — 4,15
840.1.108.1A — 3,5	840.1.081.1B — 4,2
840.1.109.1A — 3,55	840.1.082.1B — 4,25
840.1.072.1A — 3,6	840.1.083.1B — 4,3
840.1.110.1A — 3,65	840.1.084.1B — 4,35
840.1.111.1A — 3,7	840.1.085.1B — 4,4
840.1.112.1A — 3,75	
840.1.073.1A — 3,8	



87310201A	Ø20
87310051A	Ø18
87310011A	Ø16
87310021A	Ø10


LOCTITE 510



DRAWING


015

HORIZONTAL HEAD

NOTES	NO.	CODE NO.	DESCRIPTION	VALIDITY	Q.TY	
	1	301.2.093.2C	Complete horizontal head		1	
	2	303.1.040.1A	Exhaust valve guide		1	
	2	303.1.040.1AA	Exhaust valve guide magg. 0,03		1	
	2	303.1.040.1AB	Exhaust valve guide magg. 0,06		1	
	2	303.1.040.1AC	Exhaust valve guide magg. 0,09		1	
	3	303.1.041.1A	Intake valve guide		1	
	3	303.1.041.1AA	Intake valve guide magg. 0,03		1	
	3	303.1.041.1AB	Intake valve guide magg. 0,06		1	
	3	303.1.041.1AC	Intake valve guide magg. 0,09		1	
	4	304.1.042.1B	Intake valve seat		1	
	4	304.1.042.1BB	Oversize intake valve seat 0.03		1	
	4	304.1.042.1BC	Oversize intake valve seat 0.06		1	
	5	304.1.043.1B	Exhaust valve seat		1	
	5	304.1.043.1BB	Oversize exhaust valve seat 0.03		1	
	5	304.1.043.1BC	Oversize exhaust valve seat 0.06		1	
	6	211.1.040.1A	Exhaust valve		1	
	7	210.1.042.1A	Intake valve		1	
	8	0619.92.180	Shim th. 0.3		6	
	8	0670.92.190	Shim th. 2		4	
	8	0765.92.185	Shim th. 1		2	
	8	0765.92.190	Shim th. 0.5		4	
	8	0765.92.195	Shim th. 0.1		2	
	8	0765.92.205	Shim th. 0.2		8	
	9	799.1.061.1A	Closing rocker spring		2	
	10	821.1.111.1A	Rocker shaft		4	
	11	463.2.010.9A	O-ring		2	
	12	240.2.026.1B	Valve cover		1	

CATALOGUE No:
ISSUED:

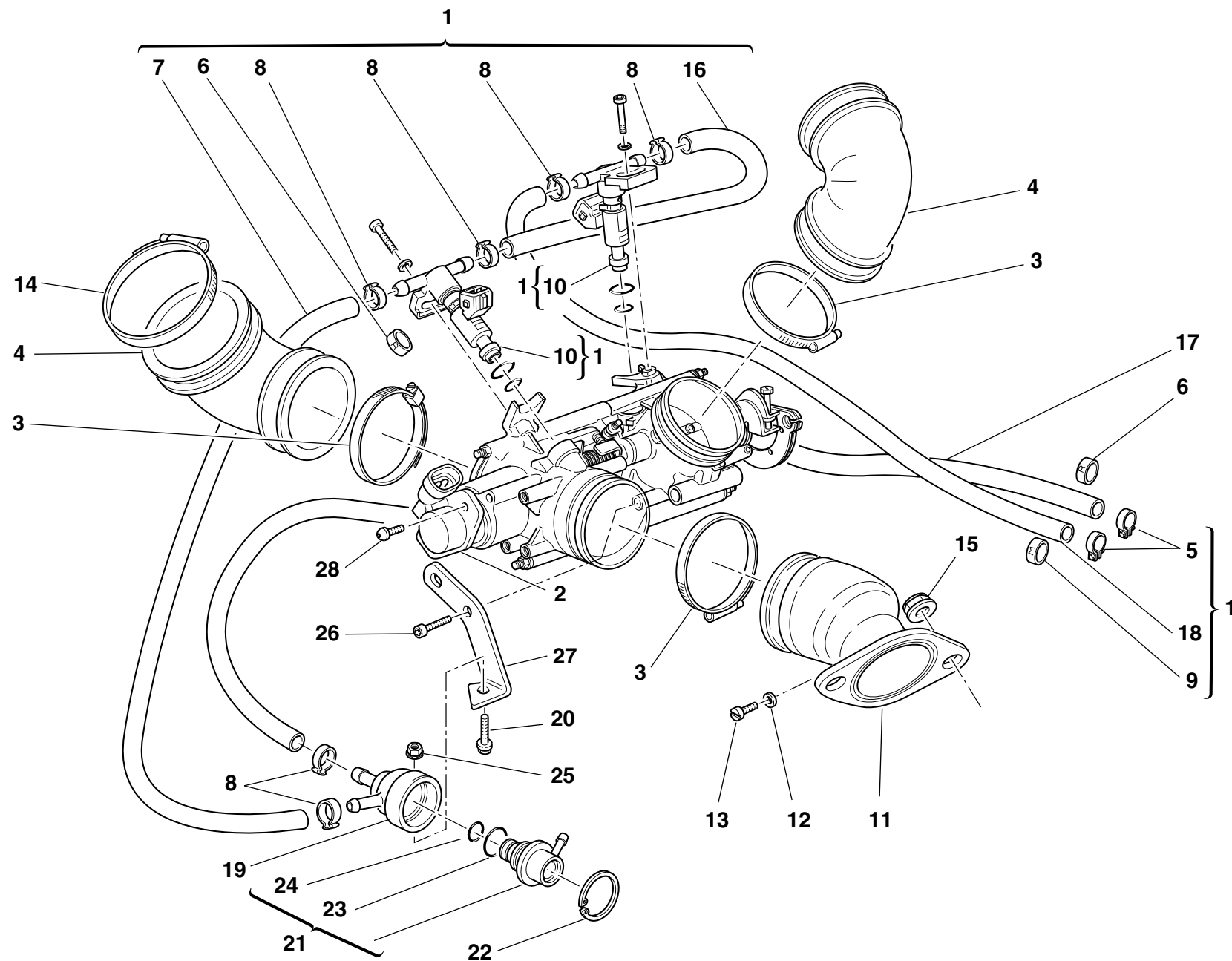
915.1.176.1C
06 - 04

NOTES	NO.	CODE NO.	DESCRIPTION	VALIDITY	Q.TY	
	13	771.5.066.8B	Screw		8	
	14	840.2.002.1B	See table		2	
	15	669.1.001.1E	Split rings		4	
	16	840.2.001.1A	See table		2	
	17	208.1.012.4A	Opening rocker		2	
	18	209.1.017.1A	Closing rocker		2	
	19	0375.92.210	Spring		2	
	20	0647.70.010	Shim		4	
	21	764.1.002.1A	Rubber pad		2	
	22	852.5.023.1A	Gasket		1	
	23	700.1.040.1A	Vibration damper pad		27	
	24	240.2.031.1A	Intake valve cover		1	
	25	672.1.034.1A	Rubber cap		1	
	26	73500.1747	Snap ring		1	
	27	713.1.137.1A	Spacer		1	
	28	886.4.028.1A	O-Ring		2	
	29	787.1.008.1A	Aluminium gasket		1	
	30	703.1.019.1A	Ring nut		1	
	31	829.1.235.1A	Holder sensor		1	
	32	552.4.013.1A	Sensor		1	
	33	779.1.133.1A	Screw		1	
	34	463.2.026.1A	O-ring		4	

CATALOGUE No:
ISSUED:

915.1.176.1C
06 - 04


DRAWING 016 INLET DICT



DRAWING


016

INLET DICT

NOTES	NO.	CODE NO.	DESCRIPTION	VALIDITY	Q.TY	
	1	282.4.046.3A	Feed unit assembly		1	
	2	284.4.008.1A	Potentiometer		1	
	3	741.4.042.1A	Hose guide		4	
	4	801.1.027.1A	Hose		2	
	5	741.4.004.1A	Hose guide		2	
	6	741.4.041.1A	Clamp "R"		1	
	7	590.1.154.1A	Tube		1	
	8	287.4.024.1B	Hose guide		6	
	9	741.4.040.1A	Clamp "M"		1	
	10	280.4.007.1A	Injector		2	
	11	137.2.003.3A	Intake duct		2	
	12	0250.70.223	Aluminium gasket		2	
	13	776.5.032.2A	Screw		2	
	14	741.4.067.1A	Hose guide		2	
	15	748.4.034.1A	Nut		4	
	16	590.1.104.1A	Tube		1	
	17	590.1.162.1A	Tube		1	
	18	590.1.084.1A	Tube		1	
	19	830.1.091.2A	Holder		1	
	20	8000.62729	Screw		1	
	21	283.4.003.1A	Pressure regulator		1	
	22	73503.3449	Circlip		1	
	23	886.4.022.1A	O-ring		1	
	24	886.4.021.1A	O-ring		1	
	25	0335.03.465	El-stop nut		1	
	26	70620.5212	Screw		2	
	27	827.1.241.1A	Regulator bracket		1	

CATALOGUE No:
ISSUED:

915.1.176.1C
06 - 04

NOTES	NO.	CODE NO.	DESCRIPTION	VALIDITY	Q.TY	
	28	771.5.019.2B	Screw		2	

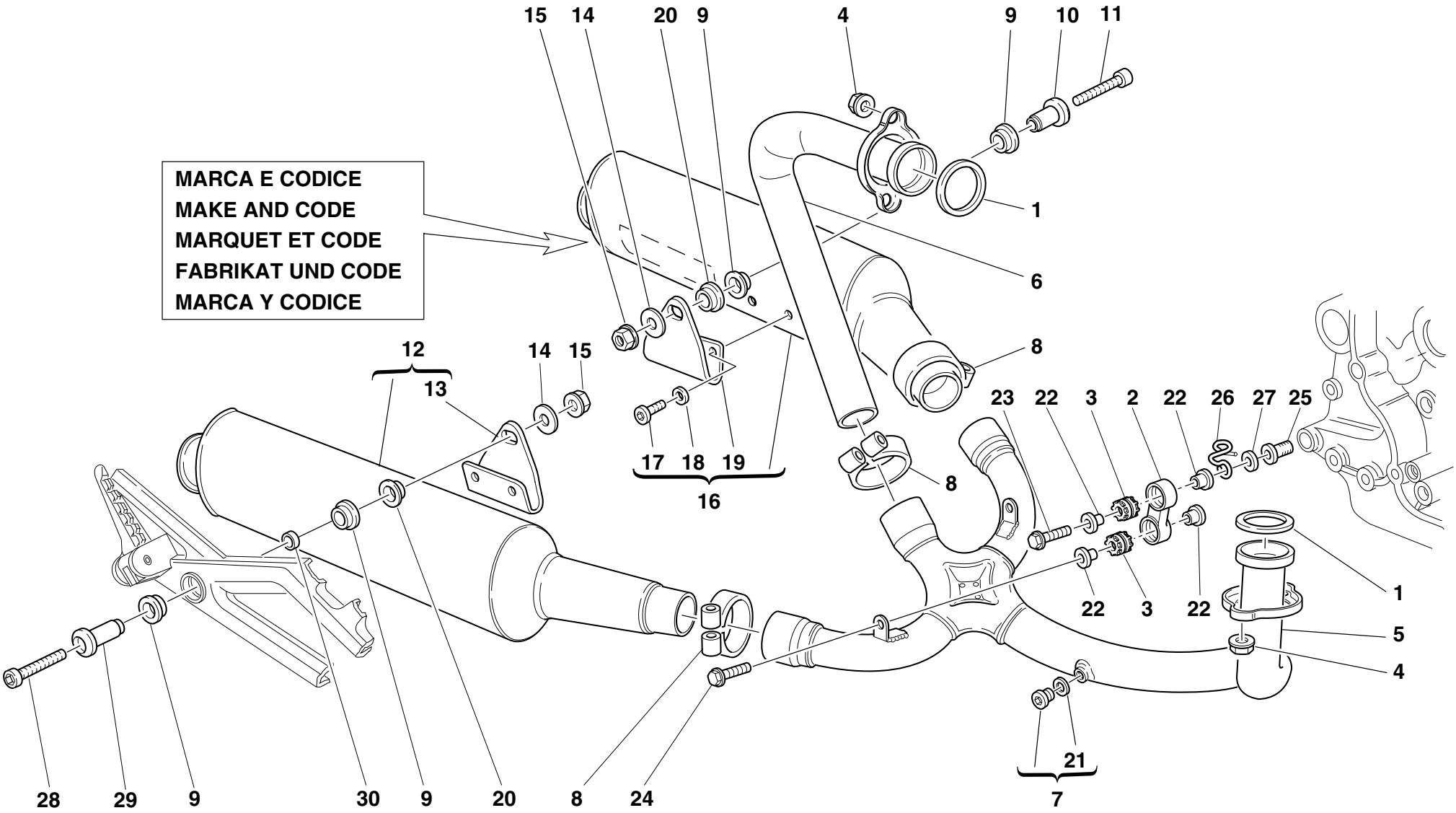
CATALOGUE No:
ISSUED:

915.1.176.1C
06 - 04

DRAWING

017


EXHAUST SYSTEM



DRAWING

017

EXHAUST SYSTEM


NOTES	NO.	CODE NO.	DESCRIPTION	VALIDITY	Q.TY	
	1	0370.84.005	Exhaust gasket		2	
	2	80A0.62649	Holder		2	
	3	764.1.024.1A	Vibration damper pad		4	
	4	748.4.033.1A	Nut		4	
	5	570.1.088.1A	Horizontal head exhaust pipe		1	
	6	571.1.084.1A	Vertical head exhaust pipe		1	
	7	780.1.007.1A	Cap		2	
	8	741.1.028.1A	Hose guide		3	
	9	764.1.001.1A	Rubber pad		4	
	10	711.1.090.1A	Bush		2	
	11	779.5.003.1A	Screw		1	
	12	573.1.050.3E	R.H. silencer		1	
	13	576.1.039.1A	R.H. bracket		1	
	14	0000.30326	Washer		2	
	15	729906FN1	Nut		2	
	16	574.1.050.3E	L.H. silencer		1	
	17	770.5.121.9E	Screw		4	
	18	852.5.004.1C	Washer		4	
	19	576.1.038.1A	L.H. bracket		1	
	20	716.1.055.1A	Spacer		2	
	21	420.2.001.0A	Gasket th.1		2	
	22	713.1.082.1A	Spacer		8	
	23	0000.62729	Screw		2	
	24	0000.62730	Screw		2	
	25	779.1.247.1A	Screw		2	
	26	829.1.275.1A	Ring		1	
	27	734306N01	Washer		1	

CATALOGUE No:

ISSUED:

915.1.176.1C

06 - 04

NOTES	NO.	CODE NO.	DESCRIPTION	VALIDITY	Q.TY	
	28	779.5.018.1A	Screw		1	
	29	711.1.090.1B	Bush		1	
	30	852.1.118.1A	Washer		1	

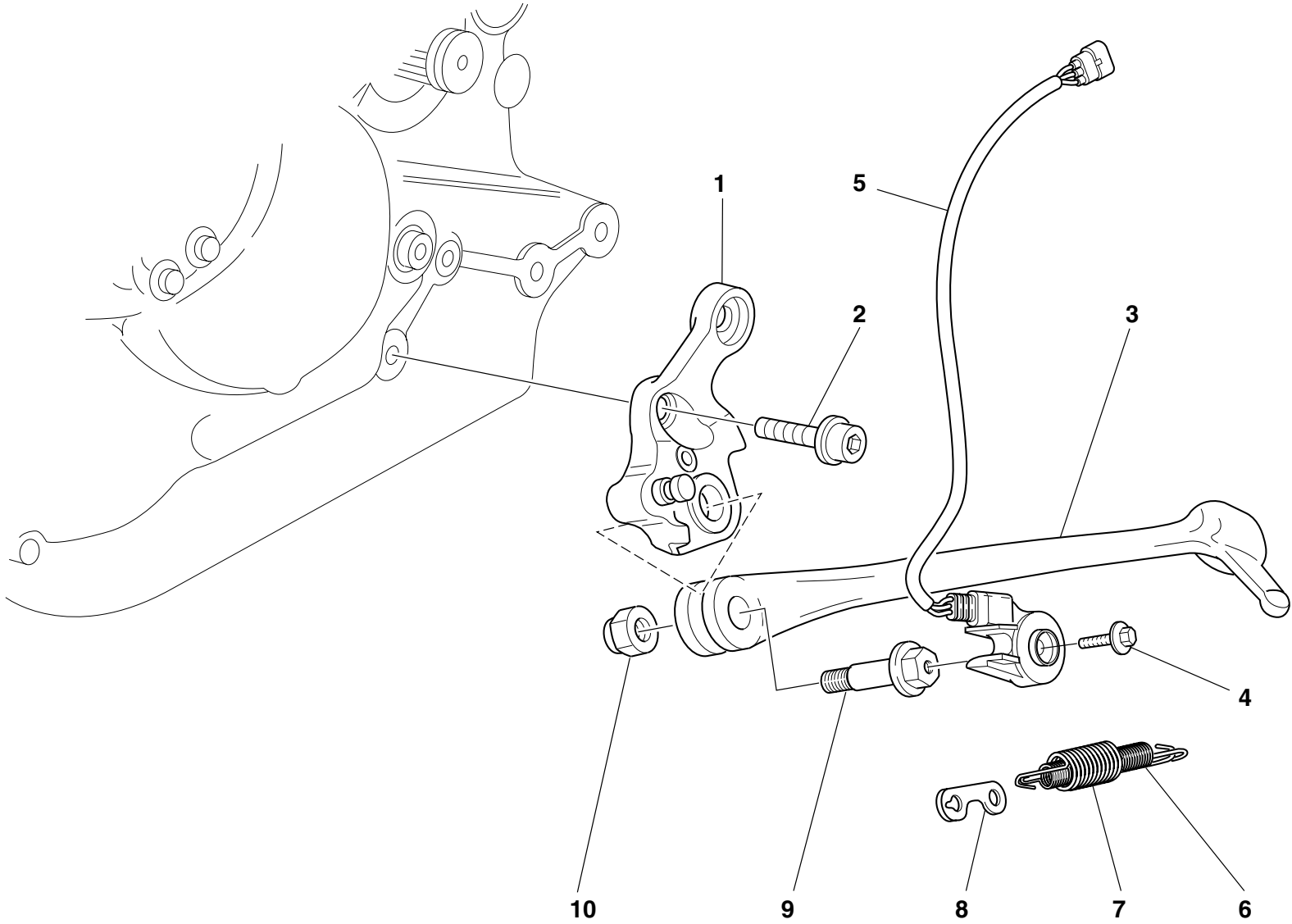
CATALOGUE No:

ISSUED:

915.1.176.1C

06 - 04


DRAWING **018** STANDS



DRAWING

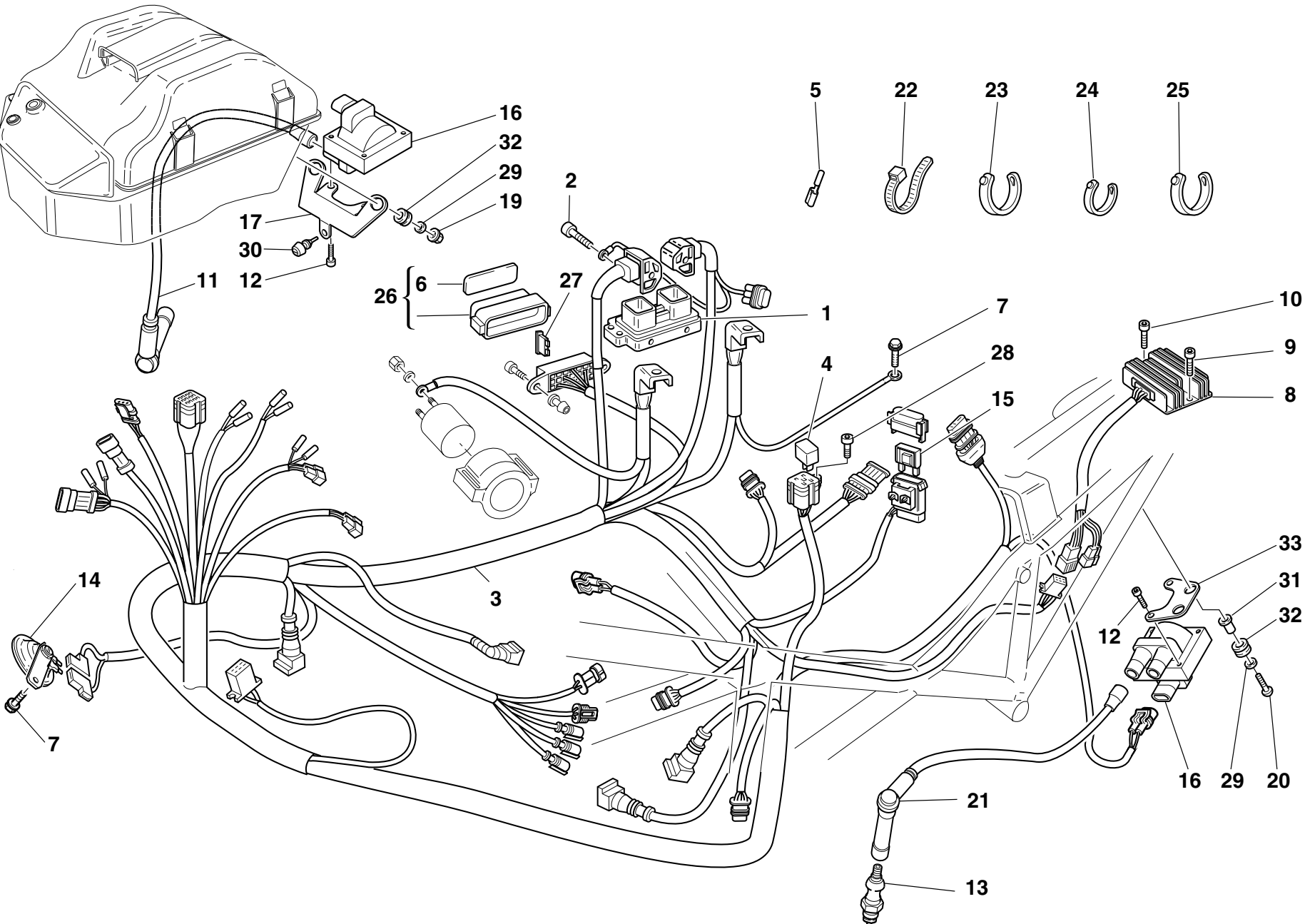
018

STANDS

NOTES	NO.	CODE NO.	DESCRIPTION	VALIDITY	Q.TY	
	1	556.2.027.1A	Plate		1	
	2	771.5.754.2B	Screw		1	
	3	556.1.017.1C	Side stand		1	
	4	779.4.005.2A	Screw		1	
	5	539.1.023.2A	Switch		1	
	6	799.1.089.1A	Spring		1	
	7	799.1.088.1A	Outer spring		1	
	8	827.1.139.2B	Plate		1	
	9	556.1.018.1C	Pivot		1	
	10	749.4.045.2G	Nut		1	

NOTES	NO.	CODE NO.	DESCRIPTION	VALIDITY	Q.TY	
-------	-----	----------	-------------	----------	------	---

DRAWING **019** ELECTRIC SYSTEM



DRAWING

019

ELECTRIC SYSTEM


NOTES	NO.	CODE NO.	DESCRIPTION	VALIDITY	Q.TY	
	1	286.4.109.1A	Injection control unit		1	
	2	771.5.072.2B	Screw		2	
	3	510.1.253.2A	Electric wiring		1	
	4	541.4.007.1A	Relay		2	
	5	0000.66527	End section		4	
	6	433.1.277.1B	Sticker "schema fusibili"		1	
	7	772.5.008.1A	Screw		2	
	8	540.4.010.1A	Voltage rectifier		1	
	9	60N102509	Screw		1	
	10	771.5.073.2B	Screw		1	
	11	671.1.022.1A	Right spark plug cable		2	
	12	771.5.025.2B	Screw		4	
	13	670.4.014.1A	Spark plug		4	
	14	516.4.003.1B	Horn (BLACK)		1	
	15	389.4.014.1A	Fuse 40A		1	
	16	380.4.010.1B	Coil		2	
	17	827.1.255.1A	Plate		1	
	18	775.1.013.1A	Screw		2	
	19	729906FN1	Nut		2	
	20	0000.62726	Screw		2	
	21	671.1.021.1A	LH spark plug cable		2	
	22	741.1.012.1A	Hose guide		3	
	23	0691.91.030	Hose guide		37	
	24	741.4.038.1A	Hose guide		7	
	25	741.1.013.1A	Hose guide		11	
	26	246.1.061.1D	Case cover		1	
	27	389.4.006.1A	Fuse 3A		2	

CATALOGUE No:

ISSUED:

915.1.176.1C

06 - 04

NOTES	NO.	CODE NO.	DESCRIPTION	VALIDITY	Q.TY	
	27	389.4.007.1A	Fuse 7.5A		1	
	27	389.4.008.1A	Fuse 15A		1	
	27	389.4.010.1A	Fuse 30A		1	
	27	389.4.013.1A	Fuse 20A		1	
	27	389.4.016.1A	Fuse 10A		2	
	28	771.5.040.2B	Screw		1	
	29	8000.56359	Washer		4	
	30	866.1.058.1A	Vibration damper pad		1	
	31	0000.44099	Spacer		2	
	32	0797.72.068	Vibration damper pad		4	
	33	827.1.256.1A	Plate		1	

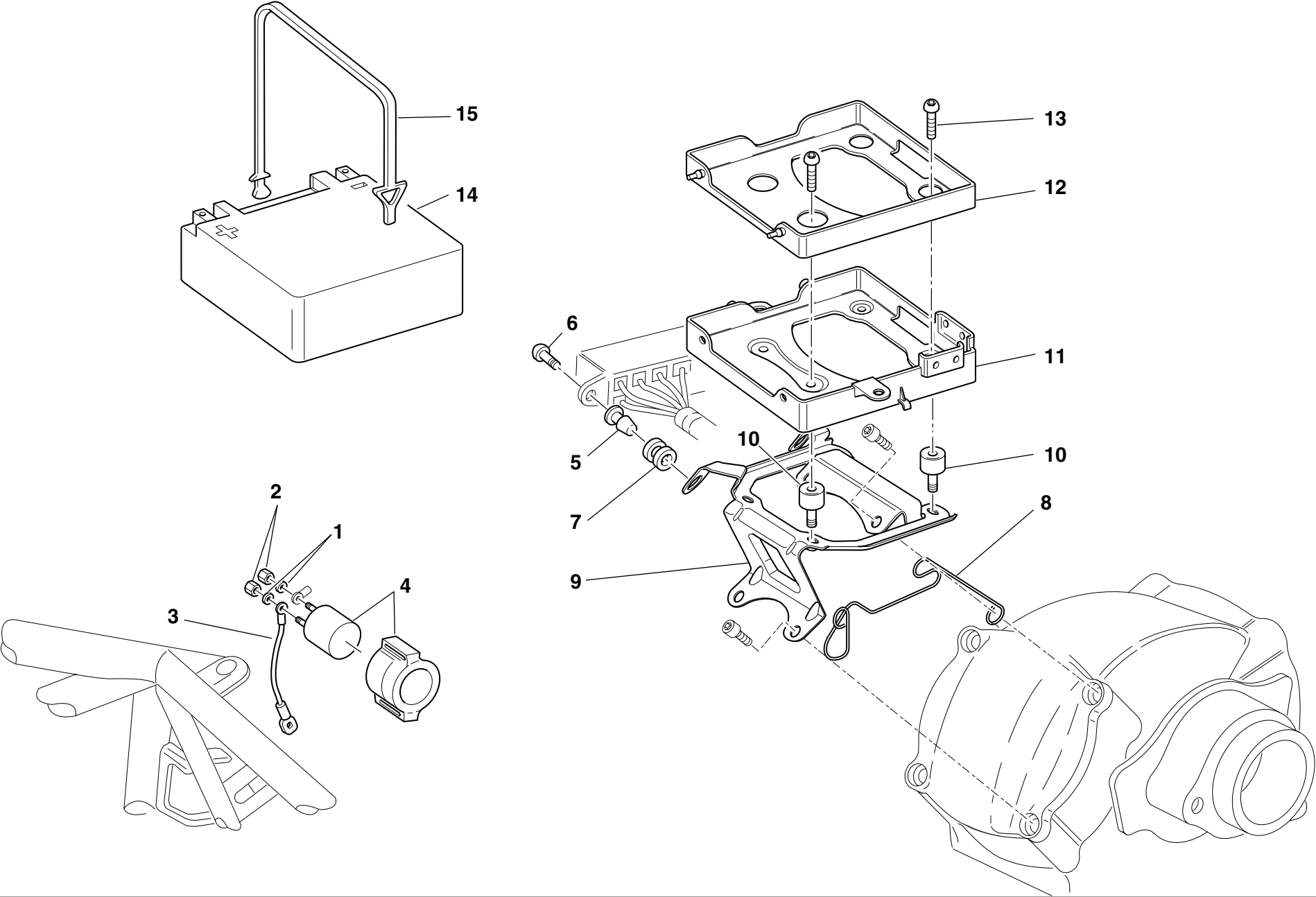
CATALOGUE No:

ISSUED:

915.1.176.1C

06 - 04


DRAWING **020** BATTERY BOX MOUNT



DRAWING

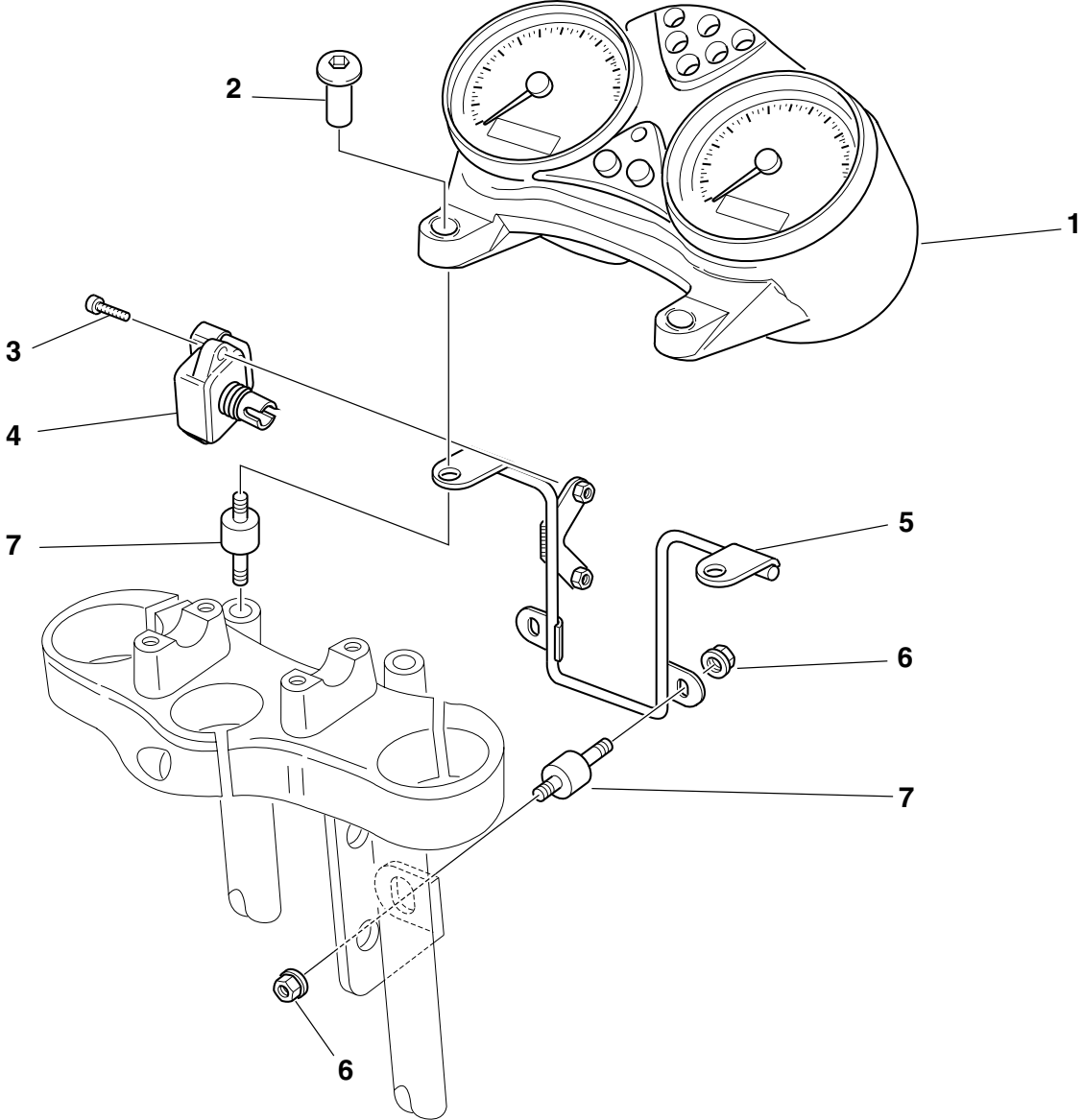
020

BATTERY BOX MOUNT

NOTES	NO.	CODE NO.	DESCRIPTION	VALIDITY	Q.TY	
	1	462.4.037.6A	Spring washer		2	
	2	417.9.050.6A	Nut		2	
	3	514.1.043.1A	Solenoid starter-starter motor cable		1	
	4	397.4.002.1A	Remote switch		1	
	5	821.1.054.1A	Pin		2	
	6	779.1.088.1A	Screw		2	
	7	764.1.029.1A	Rubber pad		2	
	8	881.1.042.1A	Guide ring		1	
	9	830.1.229.2A	Bracket		1	
	10	700.1.031.1A	Vibration damper		4	
	11	829.1.283.1B	Battery box mount		1	
	12	829.1.285.1A	Battery carpet		1	
	13	0000.56525	Screw		4	
	14	395.4.013.1B	Battery		1	
	15	759.1.006.1A	Spring hook		1	

NOTES	NO.	CODE NO.	DESCRIPTION	VALIDITY	Q.TY	
-------	-----	----------	-------------	----------	------	---


DRAWING **021** INSTRUMENT PANEL



DRAWING

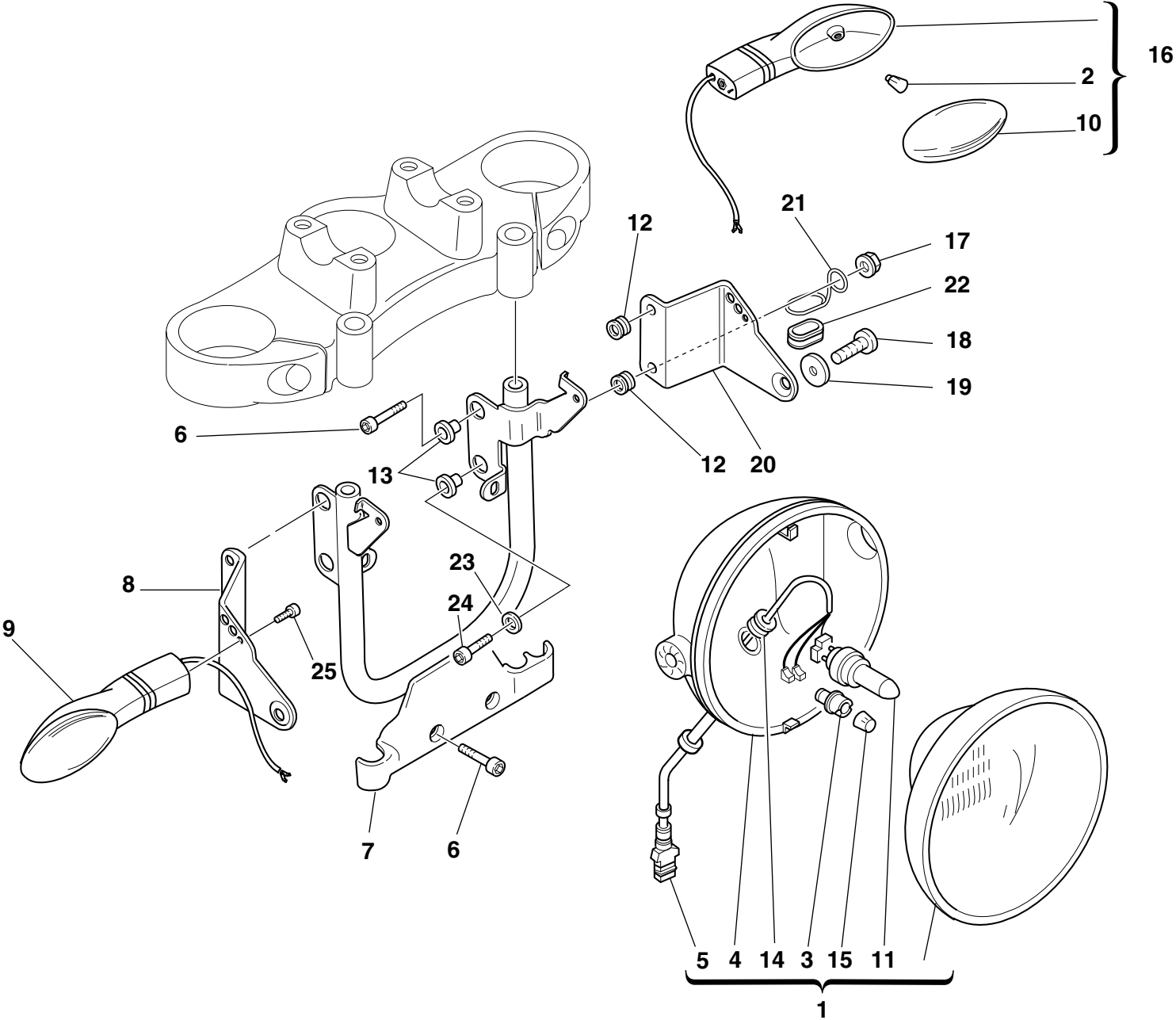
021

INSTRUMENT PANEL

NOTES	NO.	CODE NO.	DESCRIPTION	VALIDITY	Q.TY	
	1	406.1.026.1C	Complete instrument panel (speedometer - miles)		1	
	2	779.1.214.1B	Special screw		2	
	3	72276.1035	Screw		2	
	4	552.4.031.1A	Sensor		1	
	5	470.1.062.1A	Frame		1	
	6	748.4.026.1B	Nut		4	
	7	700.1.038.1A	Vibration damper pad		4	

NOTES	NO.	CODE NO.	DESCRIPTION	VALIDITY	Q.TY	
-------	-----	----------	-------------	----------	------	---


DRAWING **022** FRONT HEAD-LIGHT



DRAWING

022

FRONT HEAD-LIGHT

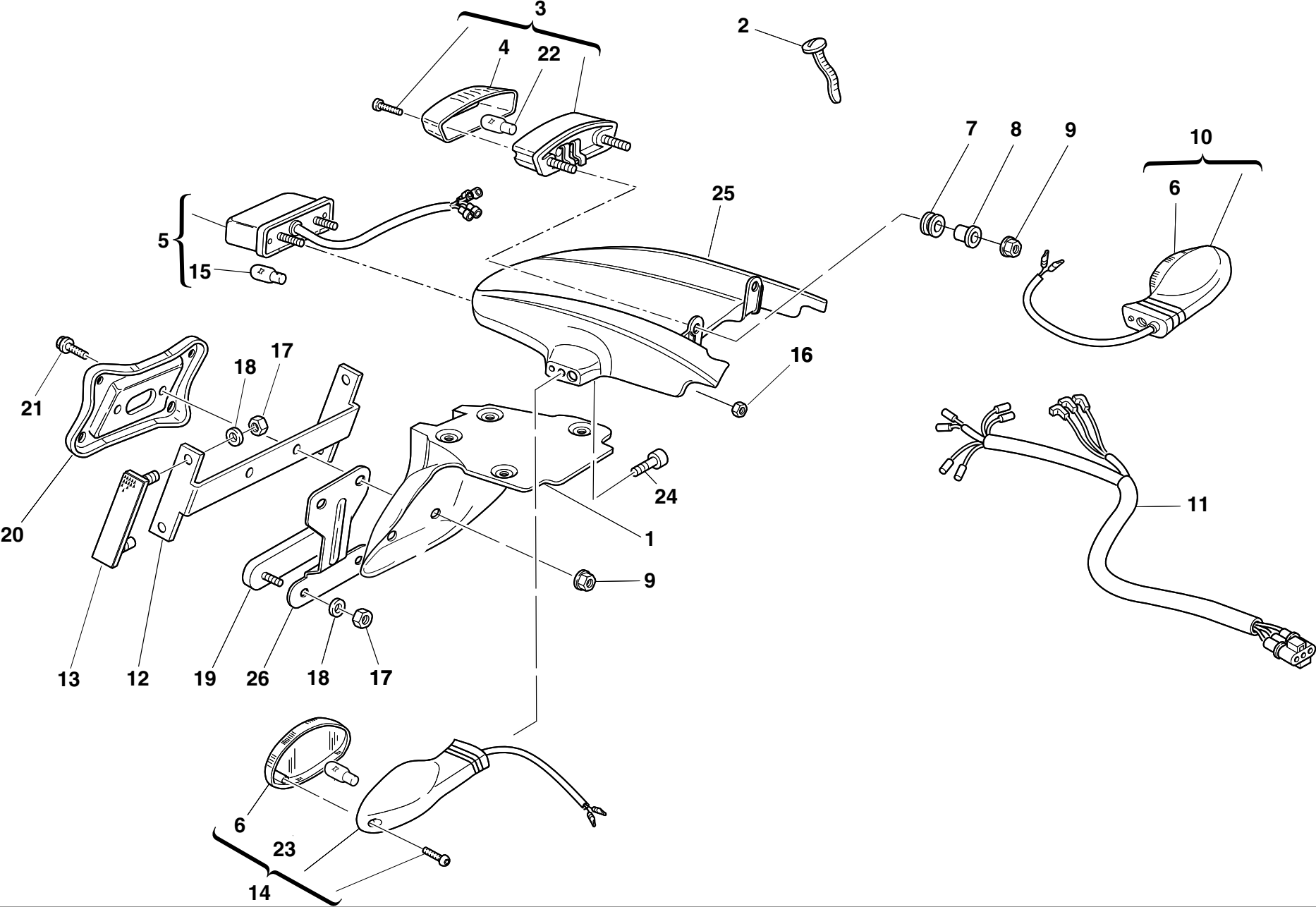
NOTES	NO.	CODE NO.	DESCRIPTION	VALIDITY	Q.TY	
	1	520.4.006.1C	Complete headlight		1	
	2	0000.36726	Bulb		2	
	3	521.4.005.1A	Lamp holder		1	
	4	723.1.003.1A	Cap		1	
	5	510.1.075.1A	Electric wiring		1	
	6	60N102509	Screw		5	
	7	829.1.099.1D	Headlight holder		1	
	8	830.1.194.1A	R.H. bracket		1	
	9	530.4.007.2A	Turn indicator		1	
	10	532.4.004.1A	Cup		2	
	11	0796.38.305	Bulb 55/60W		1	
	12	8000.18048	Rubber pad		4	
	13	716.1.022.1A	Spacer		4	
	14	758.1.014.1A	Fairlead		1	
	15	0659.38.226	Bulb 4W		1	
	16	530.4.008.2A	Turn indicator		1	
	17	750.5.001.1A	Nut		4	
	18	707008N01	Screw		2	
	19	841.1.017.1A	Retainer		2	
	20	830.1.195.1A	L.H. bracket		1	
	21	881.1.035.1A	Ring		1	
	22	0797.41.090	Fairlead rubber ring		1	
	23	734306N01	Washer		1	
	24	60N102510	Screw		1	
	25	60N107335	Screw		2	

NOTES	NO.	CODE NO.	DESCRIPTION	VALIDITY	Q.TY	
-------	-----	----------	-------------	----------	------	---

DRAWING

023


PLATE HOLDER - REAR LIGHT



DRAWING

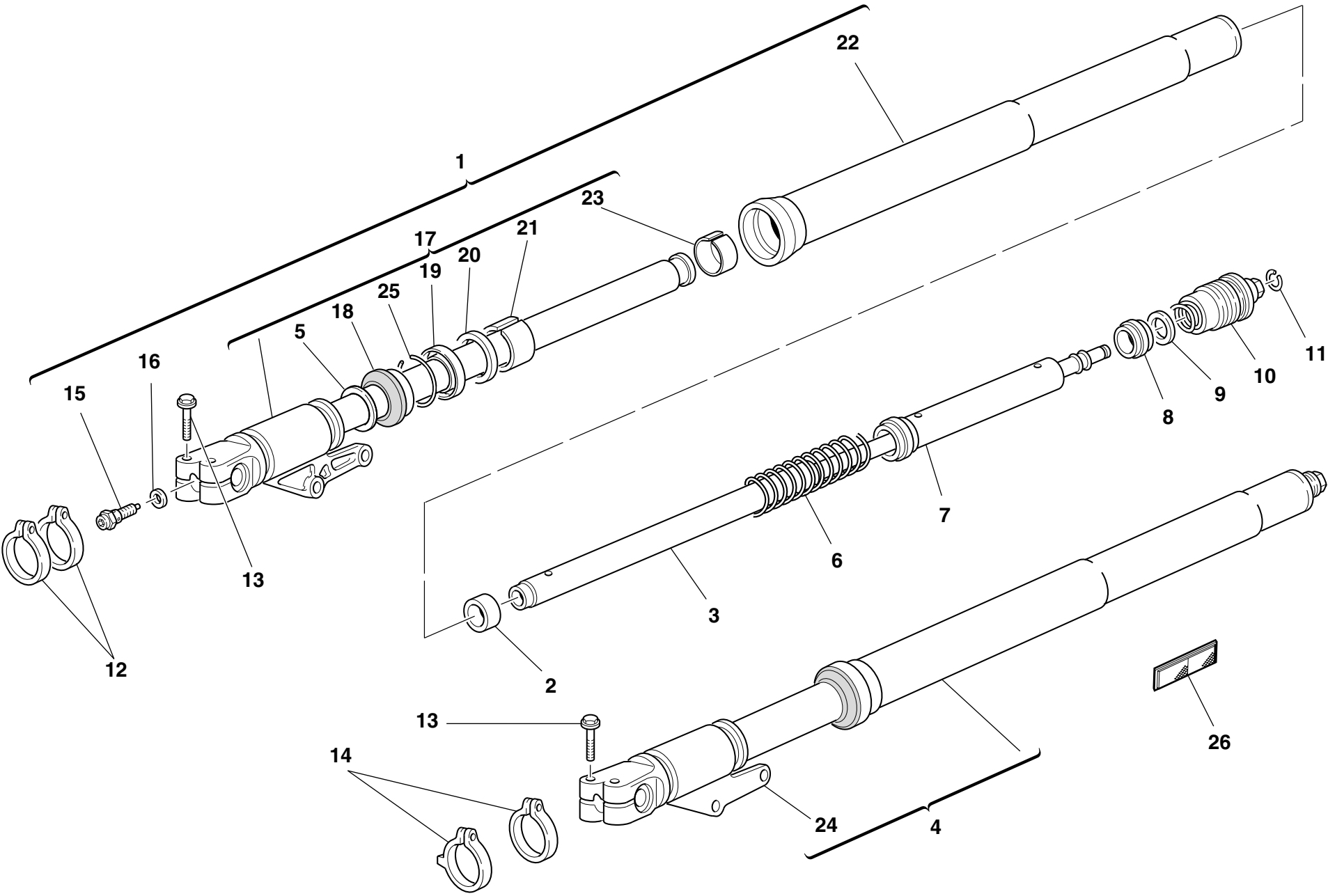
023

PLATE HOLDER - REAR LIGHT

NOTES	NO.	CODE NO.	DESCRIPTION	VALIDITY	Q.TY	
	1	561.1.018.1A	Number plate holder		1	
	2	0691.91.030	Hose guide		1	
	3	525.4.007.2A	Tail lamp		1	
	4	526.4.003.1A	Cup		1	
	5	525.1.004.2A	Tail lamp		1	
	6	532.4.004.1A	Cup		2	
	7	0797.72.068	Vibration damper pad		2	
	8	0000.44099	Spacer		2	
	9	0000.44240	Nut		4	
	10	530.4.010.2A	Turn indicator		1	
	11	510.1.076.1B	Electric wiring		1	
	12	829.1.136.1A	Holder		1	
	13	529.1.006.1A	Cat's eye		2	
	14	530.4.009.2A	Turn indicator		1	
	15	0000.36230	Bulb		1	
	16	8000.56443	Nut		2	
	17	749.5.001.1A	Nut		6	
	18	852.5.001.1A	Washer		6	
	19	529.1.009.1A	Cat's eye		1	
	20	561.1.019.1A	Plate		1	
	21	0000.62729	Screw		2	
	22	390.4.003.1A	Two-light bulb 12V 5/21W		1	
	23	0000.36726	Bulb		2	
	24	60N107335	Screw		2	
	25	565.1.026.2A	Protection		1	
	26	827.1.191.2A	Plate		1	

NOTES	NO.	CODE NO.	DESCRIPTION	VALIDITY	Q.TY	
-------	-----	----------	-------------	----------	------	---

DRAWING 024 FRONT FORK



DRAWING

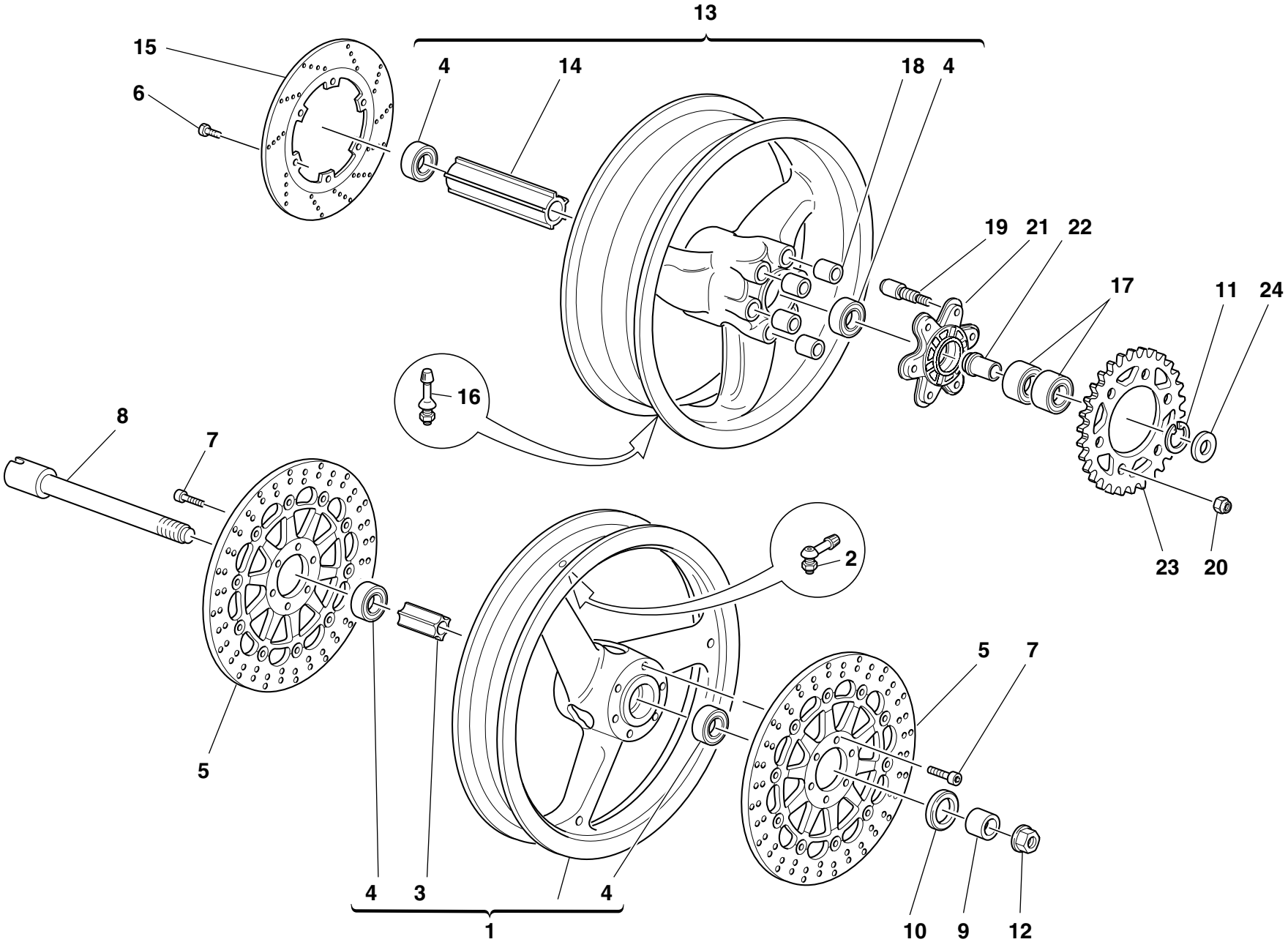
024

FRONT FORK

NOTES	NO.	CODE NO.	DESCRIPTION	VALIDITY	Q.TY	
	1	344.2.008.1A	R.H. fork leg assembly		1	
	2	349.1.095.1A	Centering ring		2	
	3	349.1.160.1A	Damper tube		2	
	4	345.2.008.1A	L.H. fork leg assembly		1	
	5	349.1.100.1A	Special washer		2	
	6	366.1.038.1A	Spring		2	
	7	349.1.097.1A	Spring coupling		2	
	8	349.1.064.1A	Slider		2	
	9	349.1.065.1A	Rubber cush drive hub		2	
	10	349.2.003.1A	Complete cap		2	
	11	349.1.098.1A	Snap ring		2	
	12	741.1.022.1A	R.H. clamp		2	
	13	8A00.69056	Screw		4	
	14	741.1.021.1A	L.H. Clamp		2	
	15	349.2.010.1A	Adjusting screw		2	
	16	349.1.096.1A	Special washer		2	
	17	349.1.158.1A	Complete R.H. slider		1	
	18	349.1.101.1A	Dust seal		2	
	19	930.1.005.1A	Seal ring		2	
	20	349.1.102.1A	Check ring		2	
	21	349.1.103.1A	Bush		2	
	22	349.1.111.1A	Stanchion tube		2	
	23	349.1.120.1A	Bush		2	
	24	349.1.159.1A	Complete L.H. slider		1	
	25	884.1.005.1A	Ring		2	
	26	529.1.001.1A	Cat's eye		2	

NOTES	NO.	CODE NO.	DESCRIPTION	VALIDITY	Q.TY	
-------	-----	----------	-------------	----------	------	---


DRAWING 025 FRONT AND REAR WHEELS



DRAWING

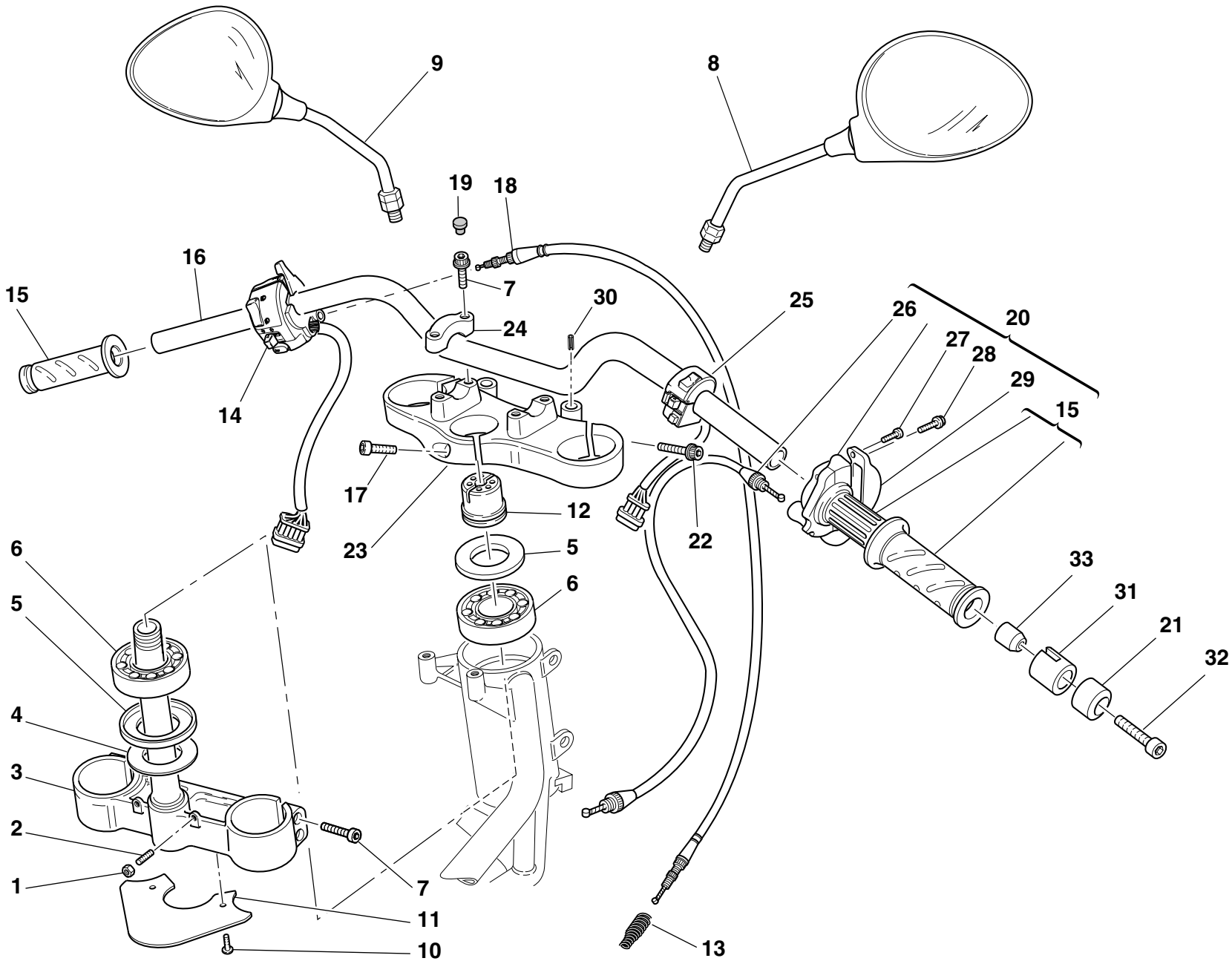
025

FRONT AND REAR WHEELS

NOTES	NO.	CODE NO.	DESCRIPTION	VALIDITY	Q.TY	
	1	501.2.080.1AB	Front wheel rim (BLACK)		1	
	1	501.2.080.1AE	Front wheel rim (RED)		1	
	2	497.2.001.2A	Valve		1	
	3	714.1.028.1A	Inner spacer		1	
	4	75162.2566	Bearing		4	
	5	492.4.024.1A	Brake disc		2	
	6	779.1.311.1A	Screw		6	
	7	779.1.399.1A	Screw		12	
	8	819.1.017.1A	Front wheel spindle		1	
	9	714.1.045.1A	Spacer		1	
	10	0000.64471	Seal ring		1	
	11	884.5.008.1A	Circlip		1	
	12	748.1.014.1B	Fork nut		1	
	13	502.2.104.1AB	Rear wheel rim (BLACK)		1	
	13	502.2.104.1AE	Rear wheel rim (RED)		1	
	14	713.1.098.1A	Inner spacer		1	
	15	492.4.003.2A	Brake disc		1	
	16	0803.77.010	Valve		1	
	17	75162.3075	Bearing		2	
	18	700.1.005.1A	Vibration damper		6	
	19	821.1.009.1B	Pin		6	
	20	748.4.024.1A	Nut		6	
	21	160.1.049.1A	Rear sprocket flange		1	
	22	710.1.041.1B	Bush		1	
	23	494.1.096.1A	Ring gear z=39		1	
	24	713.1.097.1B	Spacer		1	

NOTES	NO.	CODE NO.	DESCRIPTION	VALIDITY	Q.TY	
-------	-----	----------	-------------	----------	------	---

DRAWING 026 HANDLEBAR AND CONTROLS



DRAWING

026

HANDLEBAR AND CONTROLS


NOTES	NO.	CODE NO.	DESCRIPTION	VALIDITY	Q.TY	
	1	417.9.030.8A	Nut		2	
	2	779.1.099.1A	Special screw		2	
	3	342.2.015.1C	Steering head base		1	
	4	852.1.103.1A	Washer		1	
	5	930.1.004.1A	Seal ring		2	
	6	702.4.004.1A	Bearing		2	
	7	60N102557	Screw		8	
	8	523.4.014.2A	R.H. rear-view mirror		1	
	9	523.4.015.2A	L.H. rear-view mirror		1	
	10	772.5.004.1A	Screw		2	
	11	460.1.076.2A	Mudflap		1	
	12	703.1.013.1A	Ring nut		1	
	13	799.1.058.1A	Starter control transmission return spring		1	
	14	651.4.011.1A	L.H. switch		1	
	15	8000.78345	Grips pair		1	
	16	360.1.035.1A	Handlebar		1	
	17	70700.8N01	Screw		1	
	18	657.1.015.1A	Flexible cable		1	
	19	0659.37.040	Cap		4	
	20	654.2.003.1A	Throttle control		1	
	21	153.1.003.1A	Counterweight		2	
	22	771.5.725.2B	Screw		2	
	23	341.1.030.1C	Steering head		1	
	24	360.1.033.1B	Bracket		2	
	25	650.4.008.1B	R.H. switch		1	
	26	656.1.036.2A	Throttle control transmission		1	
	27	8000.66774	Screw		2	

CATALOGUE No:

ISSUED:

915.1.176.1C

06 - 04

NOTES	NO.	CODE NO.	DESCRIPTION	VALIDITY	Q.TY	
	28	772.5.023.1A	Screw		2	
	29	658.4.002.1B	Cover		1	
	30	861.5.003.1A	Spring pin		2	
	31	710.1.068.1A	Bush		2	
	32	771.5.075.2B	Screw		2	
	33	711.1.072.1A	Bush		2	

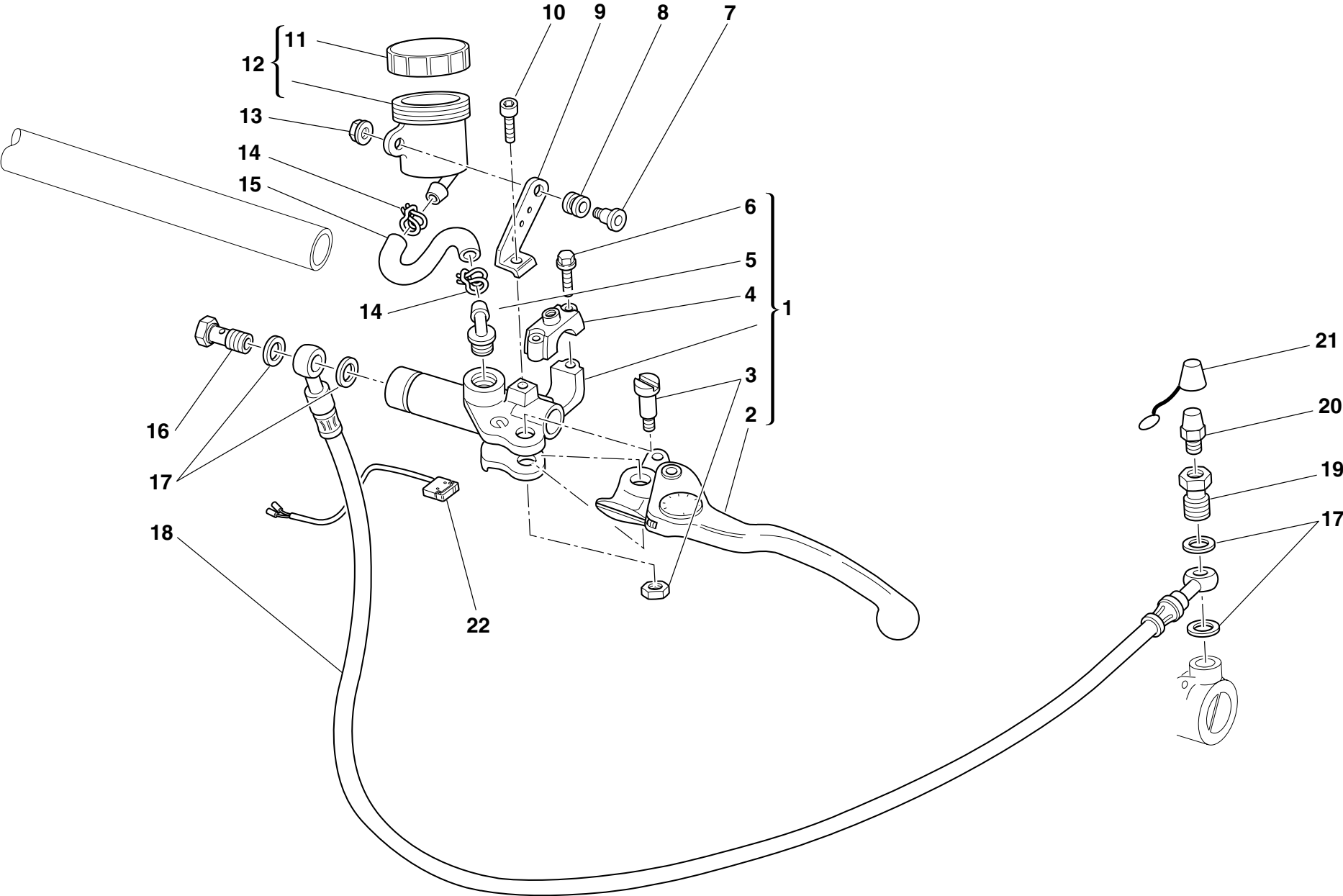
CATALOGUE No:

ISSUED:

915.1.176.1C

06 - 04


DRAWING **027** CLUTCH CONTROL



DRAWING

027

CLUTCH CONTROL

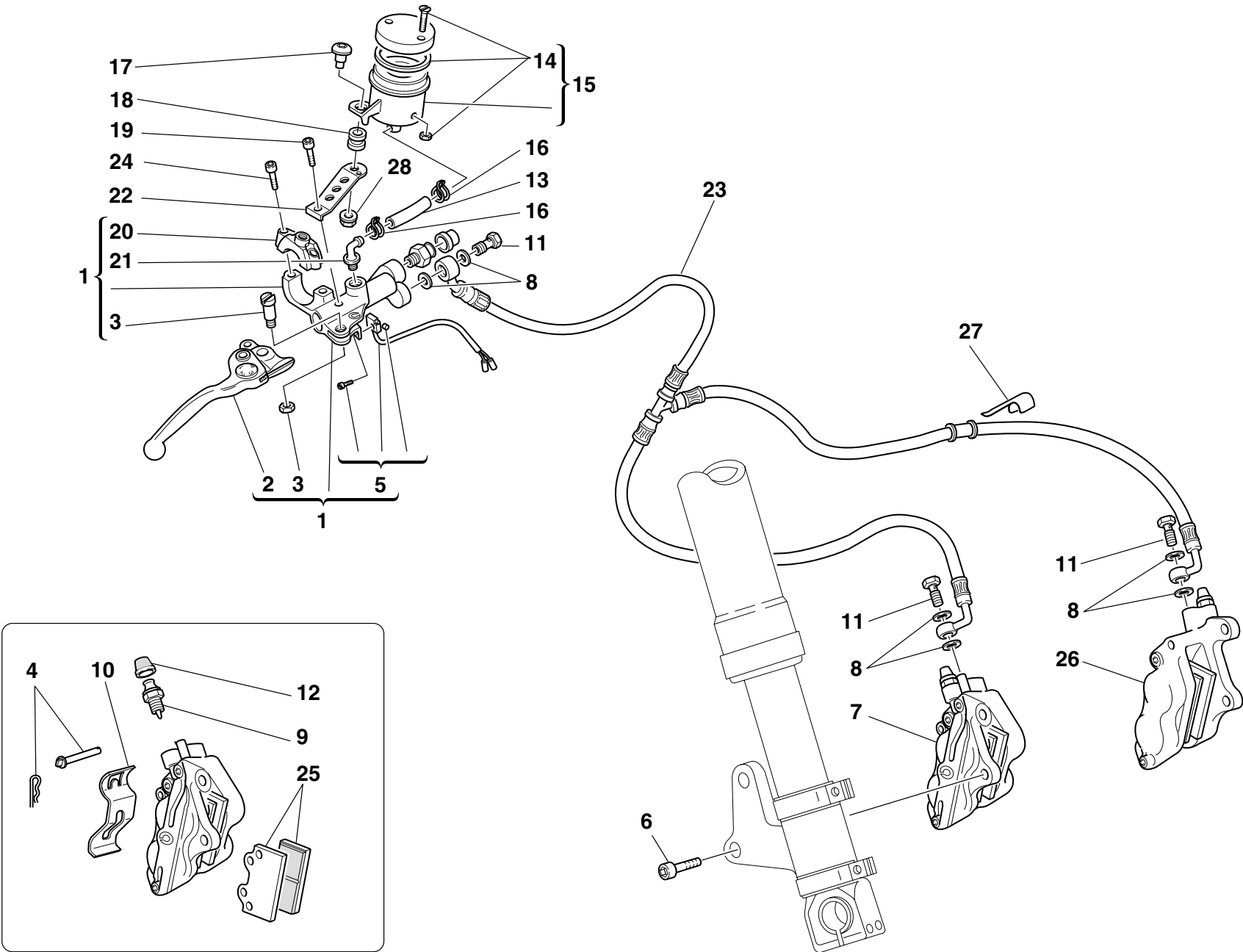
NOTES	NO.	CODE NO.	DESCRIPTION	VALIDITY	Q.TY	
	1	630.4.015.1A	Clutch drive pump		1	
	2	626.4.035.1A	Clutch control lever		1	
	3	626.4.009.1A	Spare lever pin		1	
	4	626.4.015.1A	Spare bracket		1	
	5	631.4.008.1A	Spare union		1	
	6	771.5.669.2B	Screw		2	
	7	779.1.092.1A	Screw		1	
	8	0370.72.020	Vibration damper pad		1	
	9	829.1.061.1C	Bracket		1	
	10	70700.6N02	Screw		1	
	11	893.4.005.1A	Cap		1	
	12	0000.61078	Complete oil tank		1	
	13	8000.56443	Nut		1	
	14	741.4.043.1A	Hose guide		2	
	15	877.1.049.1A	Tube		1	
	16	779.1.366.1AB	Special screw		1	
	17	852.5.024.1A	Gasket th.1		4	
	18	632.1.009.2L	Clutch control pipe (METAL PLAITED)		1	
	19	779.1.082.2A	Filler		1	
	20	0000.33552	Bleed		1	
	21	612.4.005.1A	Dust seal		1	
	22	539.4.033.1A	Microswitch		1	

NOTES	NO.	CODE NO.	DESCRIPTION	VALIDITY	Q.TY	
-------	-----	----------	-------------	----------	------	---

DRAWING

028

FRONT BRAKE



DRAWING

028

FRONT BRAKE


NOTES	NO.	CODE NO.	DESCRIPTION	VALIDITY	Q.TY	
	1	624.4.026.1A	Front brake pump		1	
	2	626.4.007.1A	Lever with dowel		1	
	3	626.4.009.1A	Spare lever pin		1	
	4	612.4.014.1A	Spare pins and spring		2	
	5	539.4.021.1A	Microswitch		1	
	6	771.5.431.2B	Screw		4	
	7	610.4.012.2B	R.H. brake caliper		1	
	8	852.5.024.1A	Gasket th.1		6	
	9	631.4.004.1A	Spare bleed union		2	
	10	612.4.017.1A	Spring		2	
	11	779.1.366.1AB	Special screw		3	
	12	612.4.008.1A	Dust seal		1	
	13	877.1.069.1A	Tube		1	
	14	8000.68490	Spare cap		1	
	15	0000.66181	Complete oil tank		1	
	16	741.4.043.1A	Hose guide		2	
	17	779.1.092.1A	Screw		1	
	18	0370.72.020	Vibration damper pad		1	
	19	707006N02	Screw		1	
	20	626.4.024.1A	Spare bracket		1	
	21	631.4.008.1A	Spare union		1	
	22	829.1.132.1B	Plate		1	
	23	618.4.039.1A	Caliper pump pipe (METAL PLAITED)		1	
	24	771.5.669.2B	Screw		2	
	25	613.4.020.1A	Pads pair		2	
	26	610.4.011.2B	L.H. brake caliper		1	
	27	829.1.141.1B	Fairlead		2	

CATALOGUE No:

ISSUED:

915.1.176.1C

06 - 04

NOTES	NO.	CODE NO.	DESCRIPTION	VALIDITY	Q.TY	
	28	8000.56443	Nut		1	

CATALOGUE No:

ISSUED:

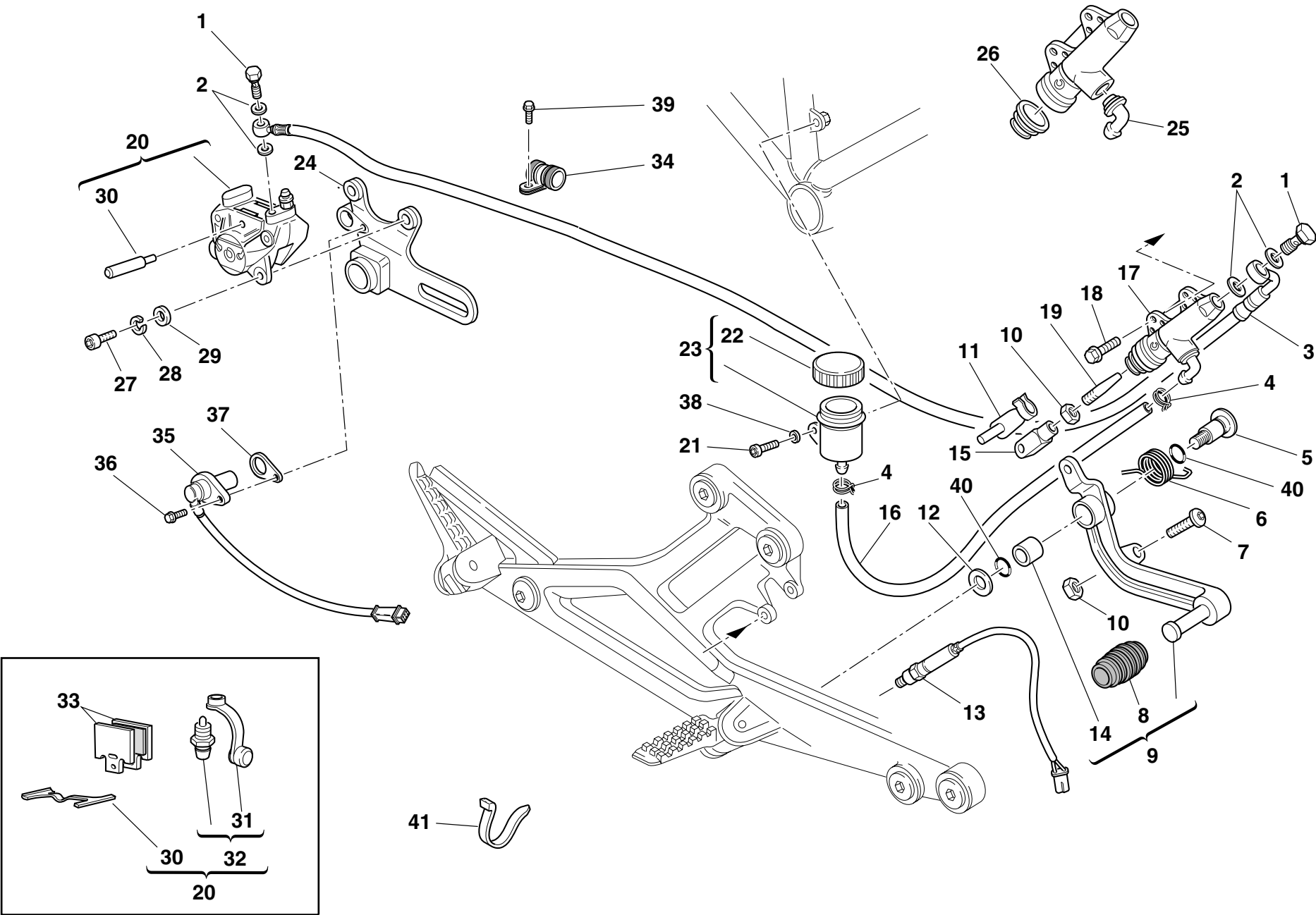
915.1.176.1C

06 - 04

DRAWING

029

REAR BRAKE



DRAWING

029

REAR BRAKE


NOTES	NO.	CODE NO.	DESCRIPTION	VALIDITY	Q.TY	
	1	779.1.366.1AB	Special screw		2	
	2	852.5.024.1A	Gasket th.1		4	
	3	619.4.018.1A	Rear brake line		1	
	4	741.4.043.1A	Hose guide		2	
	5	821.1.170.1A	Pin		1	
	6	799.1.044.1A	Spring		1	
	7	779.1.054.1AA	Special screw		1	
	8	765.1.001.1A	Rubber pad		1	
	9	457.2.007.1A	Brake control lever		1	
	10	417.9.030.6A	Nut		2	
	11	850.1.005.1A	Spring		1	
	12	0000.59485	Washer		1	
	13	539.4.003.1B	Switch		1	
	14	8000.59056	Bush		1	
	15	184.1.001.1A	Fork		1	
	16	877.1.039.1A	Tube		1	
	17	625.4.005.1AB	Rear brake pump		1	
	18	772.5.023.1A	Screw		2	
	19	8000.62586	Adjuster rod		1	
	20	611.4.002.4A	Rear brake caliper		1	
	21	707006N02	Screw		1	
	22	893.4.005.1A	Cap		1	
	23	585.4.001.1A	Complete oil tank		1	
	24	825.1.030.1A	Caliper holder plate		1	
	25	631.4.008.1A	Spare union		1	
	26	626.4.013.1A	Dust cover		1	
	27	771.5.125.2C	Screw		2	

CATALOGUE No:

ISSUED:

915.1.176.1C

06 - 04

NOTES	NO.	CODE NO.	DESCRIPTION	VALIDITY	Q.TY	
	28	734008N01	Spring washer		2	
	29	0670.80.010	Washer		2	
	30	612.4.013.1B	Spare pins and spring		1	
	31	612.4.008.1A	Dust seal		1	
	32	0000.39727	Spare bleed union		1	
	33	613.4.031.1A	Pads pair		1	
	34	741.4.062.1A	Clip		1	
	35	552.4.037.1A	Sensor		1	
	36	771.5.665.2B	Screw		1	
	37	713.1.192.1A	Spacer		1	
	38	734406N01	Washer		1	
	39	8A00.67997	Screw		1	
	40	230213	O-ring		2	
	41	0691.91.030	Hose guide		1	

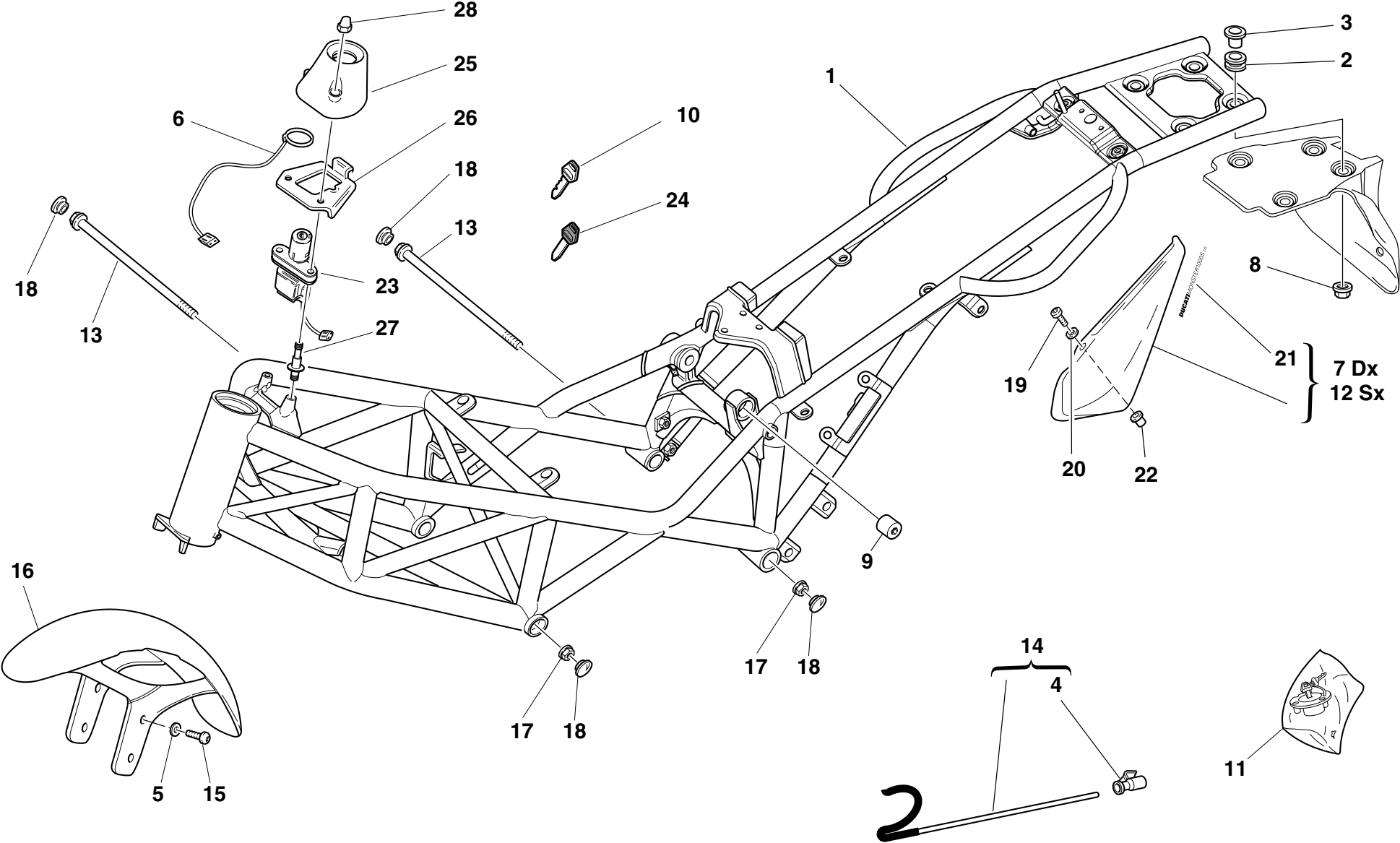
CATALOGUE No:

ISSUED:

915.1.176.1C

06 - 04


DRAWING **030** FRAME



DRAWING


030

FRAME

NOTES	NO.	CODE NO.	DESCRIPTION	VALIDITY	Q.TY	
	1	470.1.056.3AA	Frame		1	
	1	470.1.056.3AB	Frame (BLACK)		1	
	1	470.1.056.3AF	Frame (RED)		1	
	2	764.1.029.1A	Rubber pad		4	
	3	0000.44099	Spacer		4	
	4	764.1.015.1B	Rubber pad		1	
	5	856.1.042.1A	Nylon washer		4	
	6	518.4.004.1B	Antenna		1	
	7	482.1.105.1B	R.H. body panel		1	
	8	729906FN1	Nut		4	
	9	750.1.060.1A	Nut		1	
	10	598.4.018.1A	Wrench without Transponder		2	
	11	598.2.030.1A	Locks kit		1	
	12	482.1.106.1B	L.H. body panel		1	
	13	779.1.213.1A	Screw		2	
	14	117.2.049.1A	Rod		1	
	15	772.5.023.1B	Screw		4	
	16	564.1.029.2BA	Front mudguard (RED)		1	
	16	564.1.029.2BG	Front mudguard (METALLIC DARK GREY)		1	
	16	564.1.029.2BT	Front mudguard (BLACK)		1	
	17	748.4.002.1A	Nut		2	
	18	872.1.026.1A	Cap		4	
	19	775.1.002.1A	Screw		4	
	20	0000.63161	Washer		4	
	21	436.1.140.1B	Sticker "DUCATI MONSTER 1000S"		2	
	22	0000.63150	Insert		4	
	23	652.4.006.1A	Key-operated switch		1	

CATALOGUE No:
ISSUED:

915.1.176.1C
06 - 04

NOTES	NO.	CODE NO.	DESCRIPTION	VALIDITY	Q.TY	
	24	598.4.016.1A	Wrench with Transponder		1	
	25	246.1.060.2A	Cover		1	
	26	827.1.211.1A	Plate		1	
	27	779.1.221.1A	Special screw		2	
	28	749.4.002.1A	Nut		2	

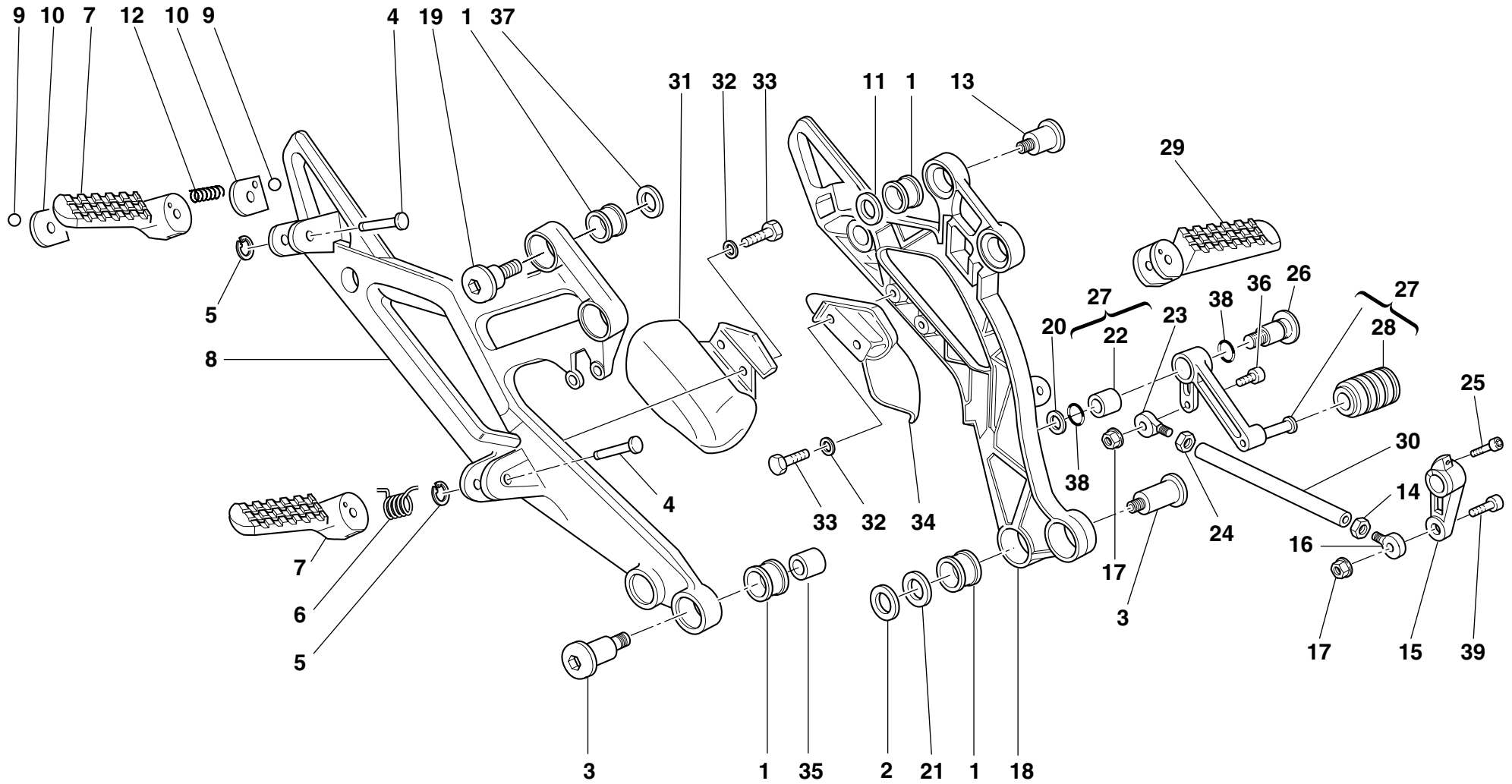
CATALOGUE No:
ISSUED:

915.1.176.1C
06 - 04

DRAWING

031

GEARCHANGE LEVER - FOOT REST



DRAWING

031

GEARCHANGE LEVER - FOOT REST


NOTES	NO.	CODE NO.	DESCRIPTION	VALIDITY	Q.TY	
	1	8000.60683	Vibration damper		8	
	2	852.1.065.1A	Washer		2	
	3	779.1.206.1A	Screw		4	
	4	821.1.090.1A	Pin		4	
	5	0170.91.730	Ring		4	
	6	8000.60700	Spring		2	
	7	464.1.017.1A	R.H. foot-rest		2	
	8	824.1.024.1AB	R.H. foot peg holder plate		1	
	9	847.4.002.1A	Ball		4	
	10	827.1.161.1A	Plate		4	
	11	852.1.099.1A	Washer		2	
	12	8000.62655	Spring		2	
	13	779.1.204.1A	Screw		2	
	14	417.9.030.6A	Nut		1	
	15	0370.69.020	Gearchange control lever		1	
	16	76401.0002	Ball joint		1	
	17	763106N01	El-stop nut		2	
	18	824.1.023.1AB	L.H. foot peg holder plate		1	
	19	779.1.212.1A	Screw		2	
	20	0000.59485	Washer		1	
	21	716.1.056.1A	Spacer		1	
	22	8000.59056	Bush		1	
	23	76401.0003	Ball joint		1	
	24	747.5.001.1A	L.H. nut		1	
	25	779.5.011.1A	Screw		1	
	26	821.1.170.1A	Pin		1	
	27	456.2.009.1A	Gearchange lever		1	

CATALOGUE No:

ISSUED:

915.1.176.1C

06 - 04

NOTES	NO.	CODE NO.	DESCRIPTION	VALIDITY	Q.TY	
	28	765.1.001.1A	Rubber pad		1	
	29	464.1.018.1A	L.H. foot-rest		2	
	30	117.1.028.1A	Gearbox transmission rod		1	
	31	460.1.038.2B	R.H. protection		1	
	32	0670.72.010	Washer		4	
	33	60N101077	Screw		4	
	34	460.1.039.2B	L.H. protection		1	
	35	852.1.117.1A	Washer		2	
	36	779.5.001.1A	Screw		1	
	37	852.1.116.1A	Washer		2	
	38	230213	O-ring		2	
	39	771.5.667.8B	Screw		1	

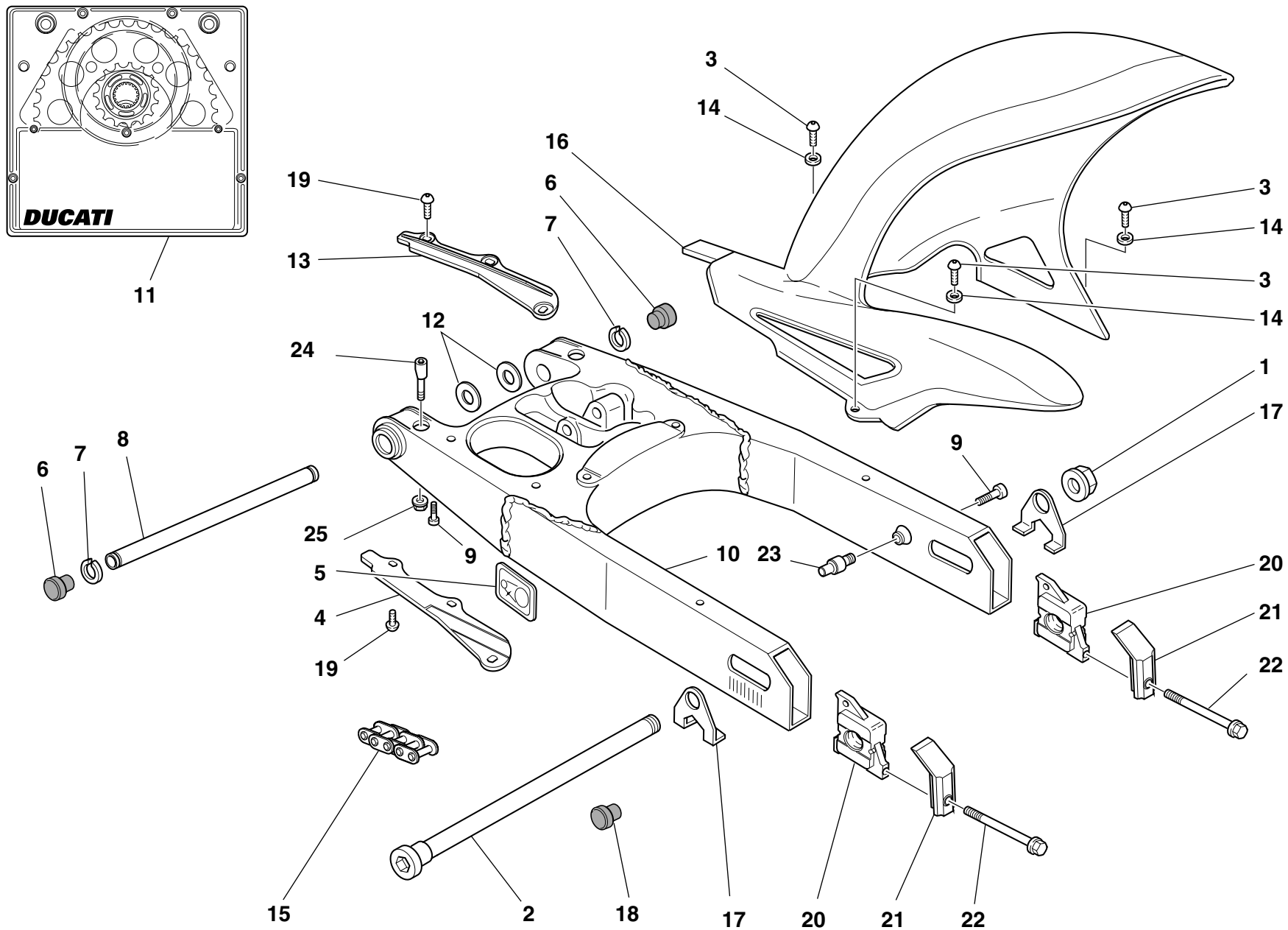
CATALOGUE No:

ISSUED:

915.1.176.1C

06 - 04

DRAWING 032 SWINGARM AND CHAIN



DRAWING

032

SWINGARM AND CHAIN

NOTES	NO.	CODE NO.	DESCRIPTION	VALIDITY	Q.TY	
	1	748.1.023.1A	Nut		2	
	2	819.1.039.1A	Rear wheel spindle		1	
	3	779.1.119.2A	Screw		4	
	4	447.1.033.1A	Lower chain sliding shoe		1	
	5	433.1.308.1A	Chain adjustment sticker		1	
	6	872.1.019.1A	Cap		2	
	7	884.4.007.1A	Snap ring		2	
	8	369.1.004.1A	Swingarm pivot		1	
	9	60N102556	Screw		2	
	10	370.1.028.2C	Complete swingarm		1	
	11	676.2.046.1A	Final drive kit		1	
	12	852.1.001.1A	Shim th. 1.8		2	
	12	852.1.002.1A	Shim th. 0.2		2	
	12	852.1.003.1A	Shim th. 0.1		1	
	13	447.1.034.1A	Upper chain sliding shoer		1	
	14	0364.99.710	Nylon gasket		3	
	15	676.4.040.1A	Chain		1	
	16	565.1.021.2A	Rear mudguard		1	
	17	374.1.002.1B	Plate		2	
	18	872.1.031.1A	Cap		1	
	19	779.5.037.1A	Screw		6	
	20	373.1.032.1A	Sliding shoe		2	
	21	373.1.033.1A	Cover		2	
	22	779.1.110.1A	Screw		2	
	23	821.1.113.1A	Locating pin		1	
	24	808.1.046.1A	Clamp		2	
	25	748.4.034.1A	Nut		2	

CATALOGUE No:

ISSUED:

915.1.176.1C

06 - 04

NOTES	NO.	CODE NO.	DESCRIPTION	VALIDITY	Q.TY	
-------	-----	----------	-------------	----------	------	---

CATALOGUE No:

ISSUED:

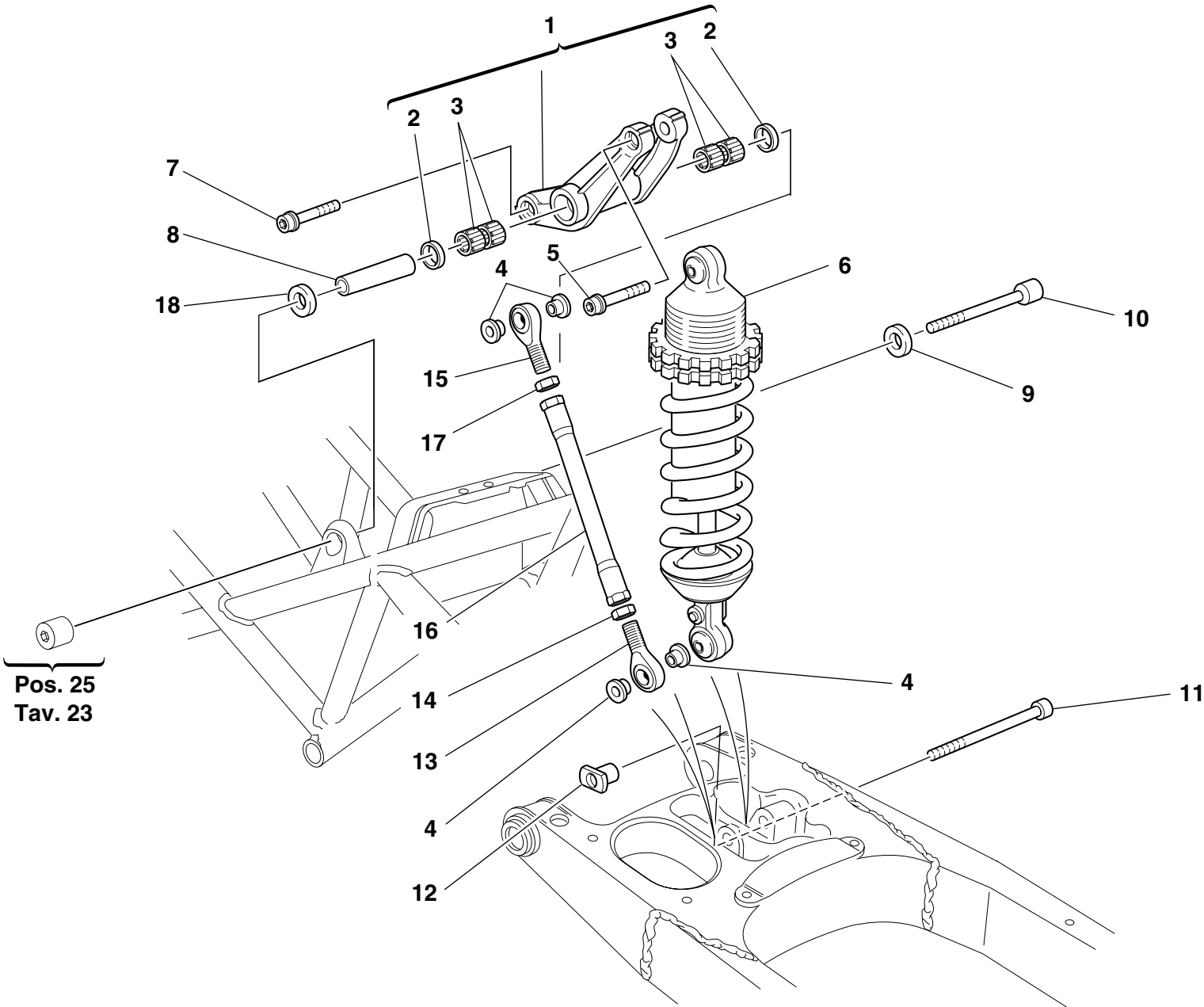
915.1.176.1C

06 - 04

DRAWING

033


REAR SUSPENSION



DRAWING

033

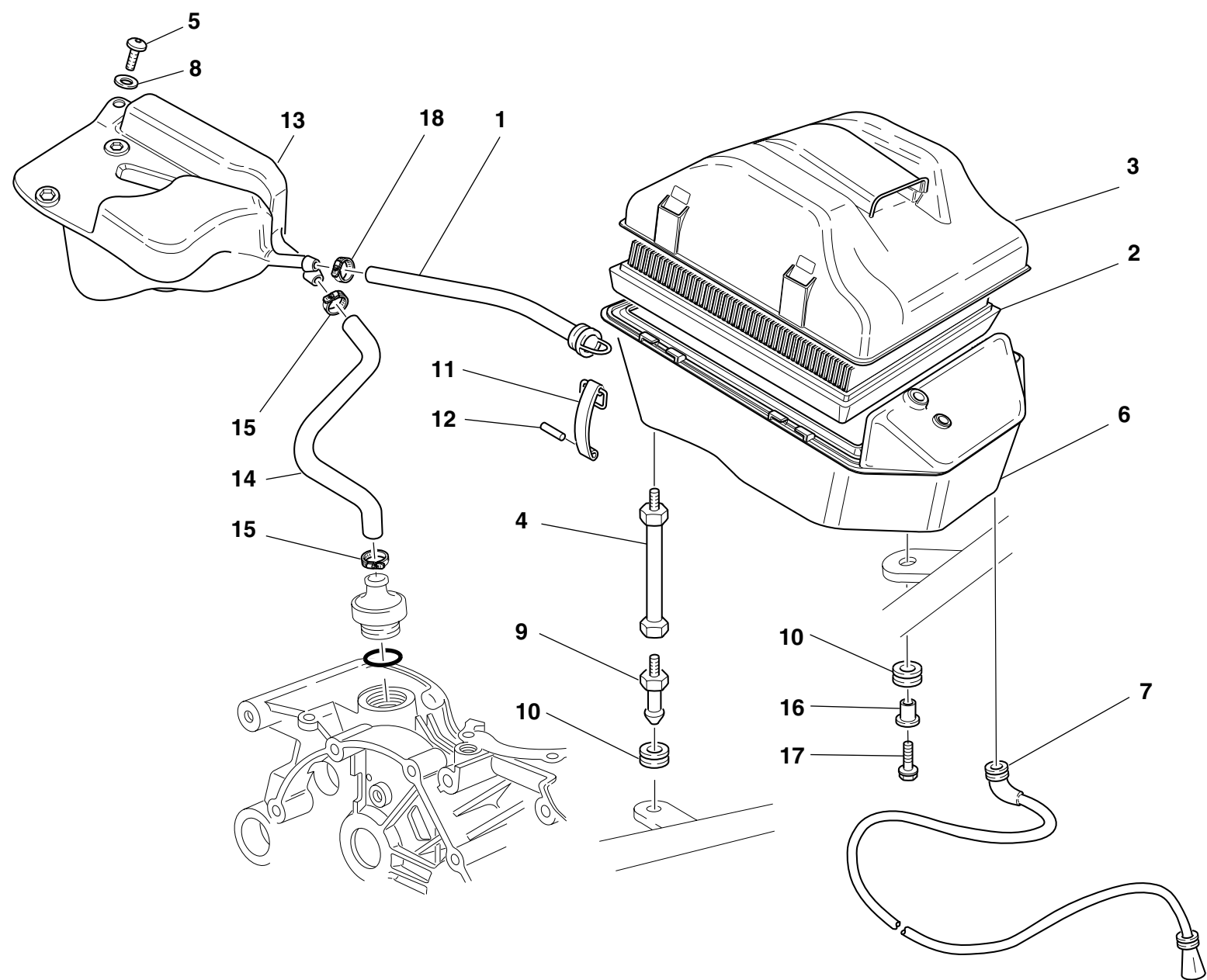
REAR SUSPENSION

NOTES	NO.	CODE NO.	DESCRIPTION	VALIDITY	Q.TY	
	1	372.2.008.3A	Rocker assembly		1	
	2	93781.1824	Seal ring		2	
	3	701.4.006.1A	Needle bearing		4	
	4	710.1.025.1A	Bush		4	
	5	771.5.938.2B	Screw		1	
	6	365.2.045.1A	Shock absorber		1	
	7	771.5.937.2B	Screw		1	
	8	715.1.004.1A	Spacer		1	
	9	710.1.085.1A	Spacer		1	
	10	771.1.015.1A	Screw		1	
	11	771.1.016.1A	Screw		1	
	12	710.1.048.1A	Bush		1	
	13	848.4.027.1A	Ball joint		1	
	14	417.9.090.1A	Nut		1	
	15	848.4.026.1A	Ball joint		1	
	16	875.1.038.2A	Tie rod		1	
	17	747.1.006.1A	Nut		1	
	18	710.1.088.1A	Spacer		1	

NOTES	NO.	CODE NO.	DESCRIPTION	VALIDITY	Q.TY	
-------	-----	----------	-------------	----------	------	---

DRAWING **034**


AIR INDUCTIO AND OIL VENT



DRAWING

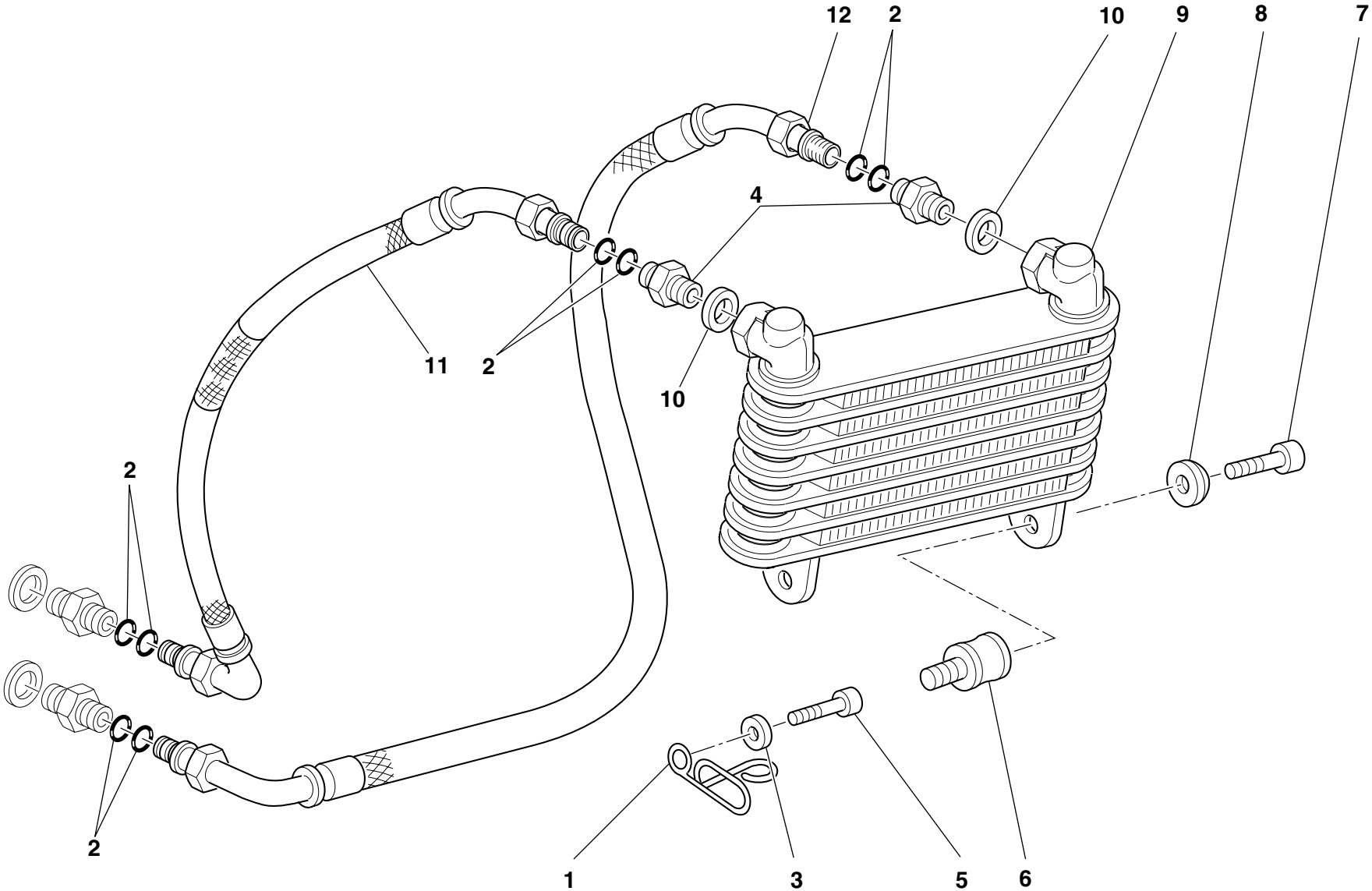
034

AIR INDUCTIO AND OIL VENT

NOTES	NO.	CODE NO.	DESCRIPTION	VALIDITY	Q.TY	
	1	876.1.082.1A	Filter/fuel tank outlet pipe		1	
	2	426.1.010.1A	Filter element		1	
	3	246.2.011.1B	Filter case cover		1	
	4	684.1.026.1A	Stud bolt		2	
	5	60N102510	Screw		1	
	6	442.2.079.3A	Air filter box		1	
	7	877.2.002.1A	Tube		1	
	8	0670.72.010	Washer		1	
	9	821.1.075.1A	Pin		2	
	10	8000.18048	Rubber pad		3	
	11	760.1.003.1B	Hook		4	
	12	74223.1045	Spring pin		4	
	13	585.1.031.1A	Oil breather tank		1	
	14	876.1.066.1A	Breather pipe		1	
	15	741.4.002.1A	Hose guide		2	
	16	716.1.022.1A	Spacer		1	
	17	772.5.023.1A	Screw		1	
	18	741.4.024.1A	Hose guide		1	

NOTES	NO.	CODE NO.	DESCRIPTION	VALIDITY	Q.TY	
-------	-----	----------	-------------	----------	------	---


DRAWING **035** OIL COOLER



DRAWING

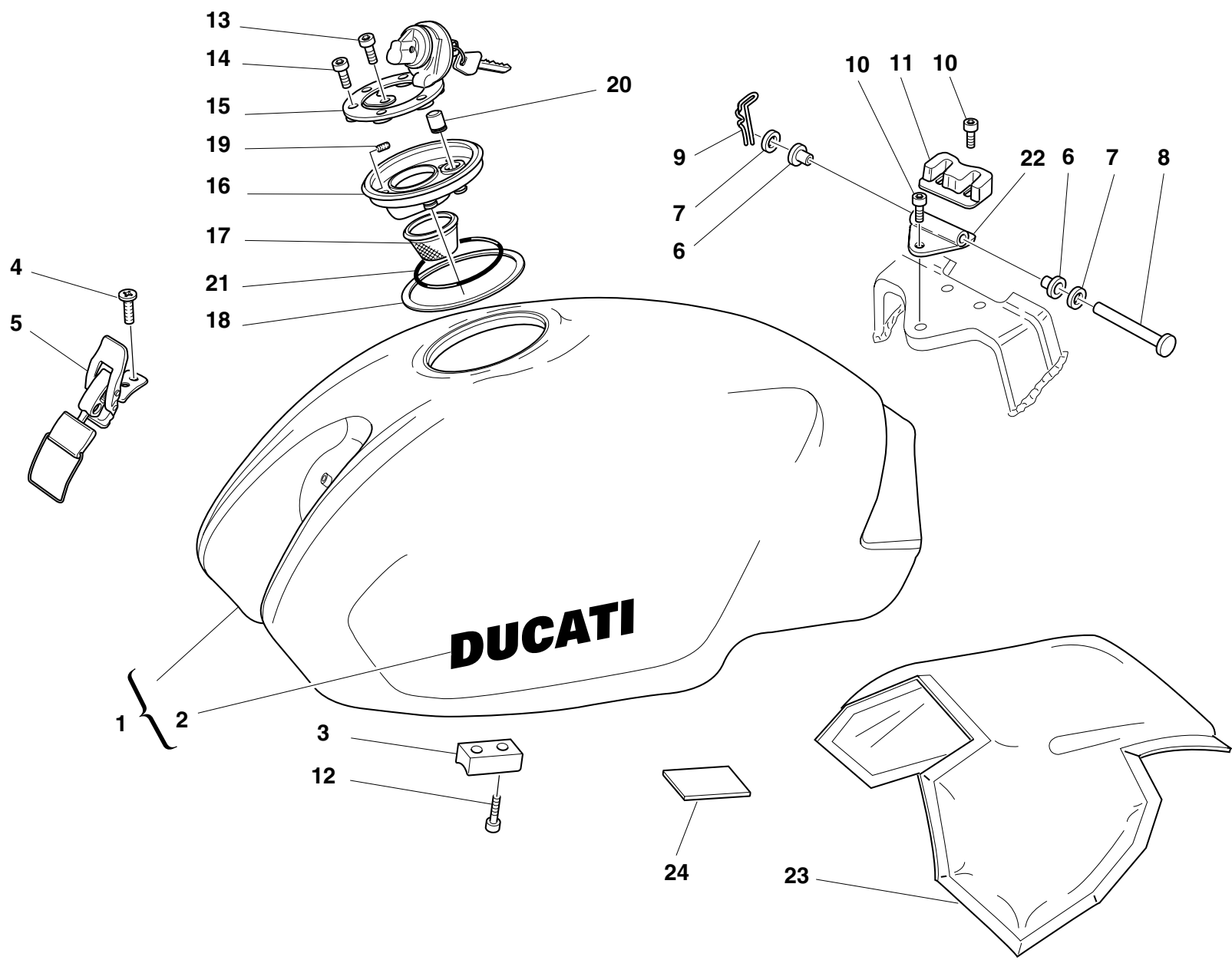
035

OIL COOLER

NOTES	NO.	CODE NO.	DESCRIPTION	VALIDITY	Q.TY	
	1	829.1.109.1B	Ring		1	
	2	886.5.015.1A	O-Ring		8	
	3	734306N01	Washer		1	
	4	815.1.022.1A	Nipple		2	
	5	60N102511	Screw		1	
	6	700.1.011.1A	Vibration damper		2	
	7	707006N02	Screw		2	
	8	841.1.001.1C	Retainer		2	
	9	548.4.030.1A	Oil cooler		1	
	10	420.2.006.4A	Aluminium gasket		2	
	11	875.1.053.1A	Oil delivery pipe		1	
	12	875.1.052.1A	Oil return pipe		1	

NOTES	NO.	CODE NO.	DESCRIPTION	VALIDITY	Q.TY	
-------	-----	----------	-------------	----------	------	---


DRAWING 036 FUEL TANK



DRAWING

036

FUEL TANK

NOTES	NO.	CODE NO.	DESCRIPTION	VALIDITY	Q.TY	
	1	586.1.037.2AA	Fuel tank (RED)		1	
	1	586.1.037.2AD	Fuel tank (METALLIC DARK GREY)		1	
	1	586.1.037.2AT	Fuel tank (BLACK)		1	
	2	435.1.097.1AA	Sticker "DUCATI" (for RED, BLACK, METALLIC DARK GREY, BLUE)		2	
	3	866.1.040.1A	Pad		2	
	4	777.5.019.7E	Screw		2	
	5	760.4.006.1B	Hook		1	
	6	712.1.013.3A	Bush		2	
	7	80C0.05893	Shim		2	
	8	821.1.028.2B	Pin		1	
	9	8000.62705	Split pin		1	
	10	60N102504	Screw		3	
	11	866.1.037.1A	Pad		1	
	12	779.5.004.1A	Screw		4	
	13	771.5.040.2B	Screw		1	
	14	771.5.045.7E	Screw		3	
	15	895.4.001.2A	Tank cap		1	
	16	160.1.013.1B	Flange		1	
	17	802.1.005.1A	Hose		1	
	18	791.1.015.1A	Gasket		1	
	19	779.5.007.1A	Screw		8	
	20	791.1.039.1A	Gasket		1	
	21	886.4.011.1A	O-Ring		1	
	22	80B0.62672	Bracket		1	
	23	486.1.056.1A	Panel (BLACK)		1	
	24	433.1.251.1A	Plate sticker		1	

CATALOGUE No:
ISSUED:

915.1.176.1C
06 - 04

NOTES	NO.	CODE NO.	DESCRIPTION	VALIDITY	Q.TY	
-------	-----	----------	-------------	----------	------	---

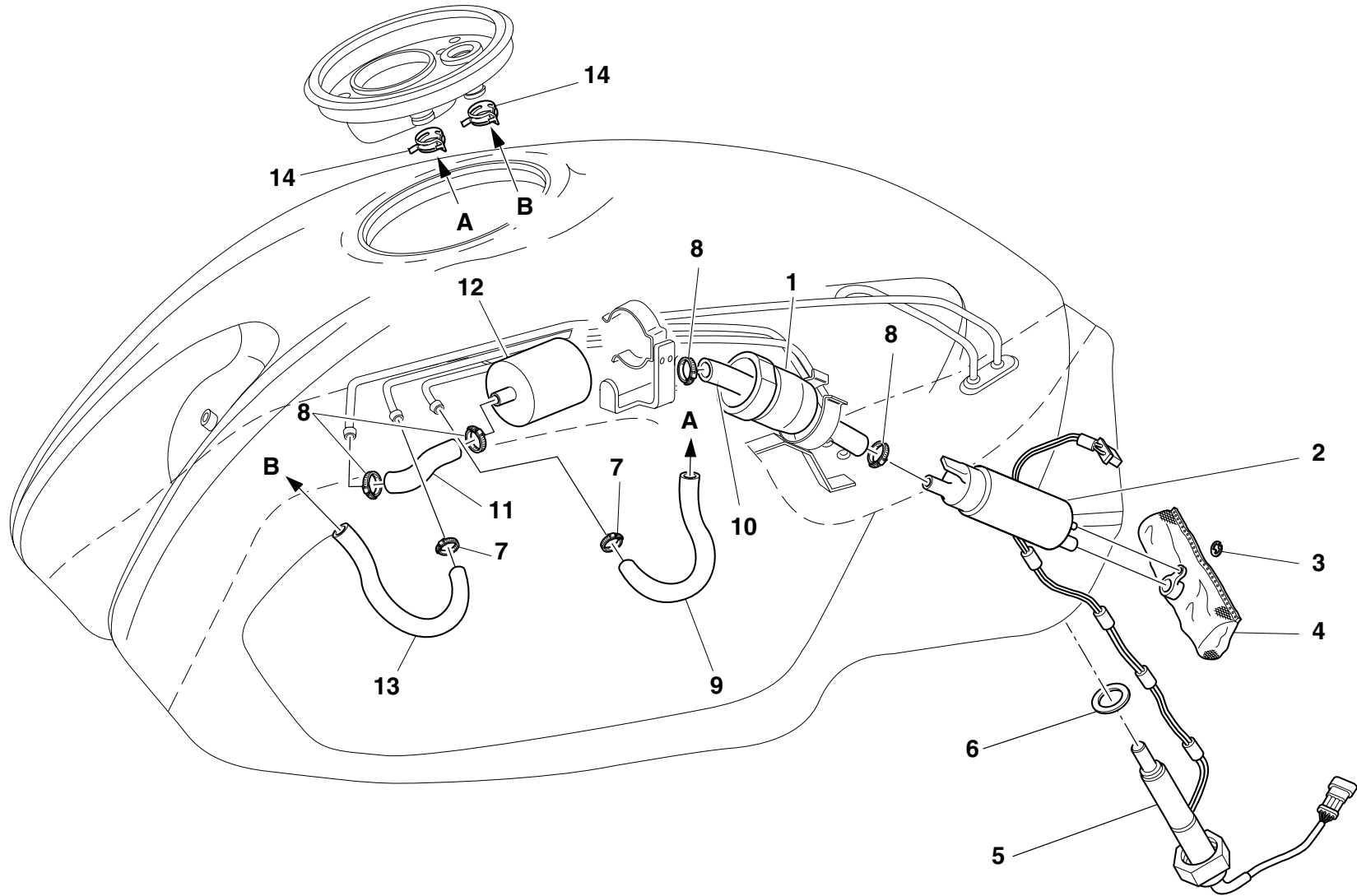
CATALOGUE No:
ISSUED:

915.1.176.1C
06 - 04

DRAWING

037


FUEL SYSTEM



DRAWING

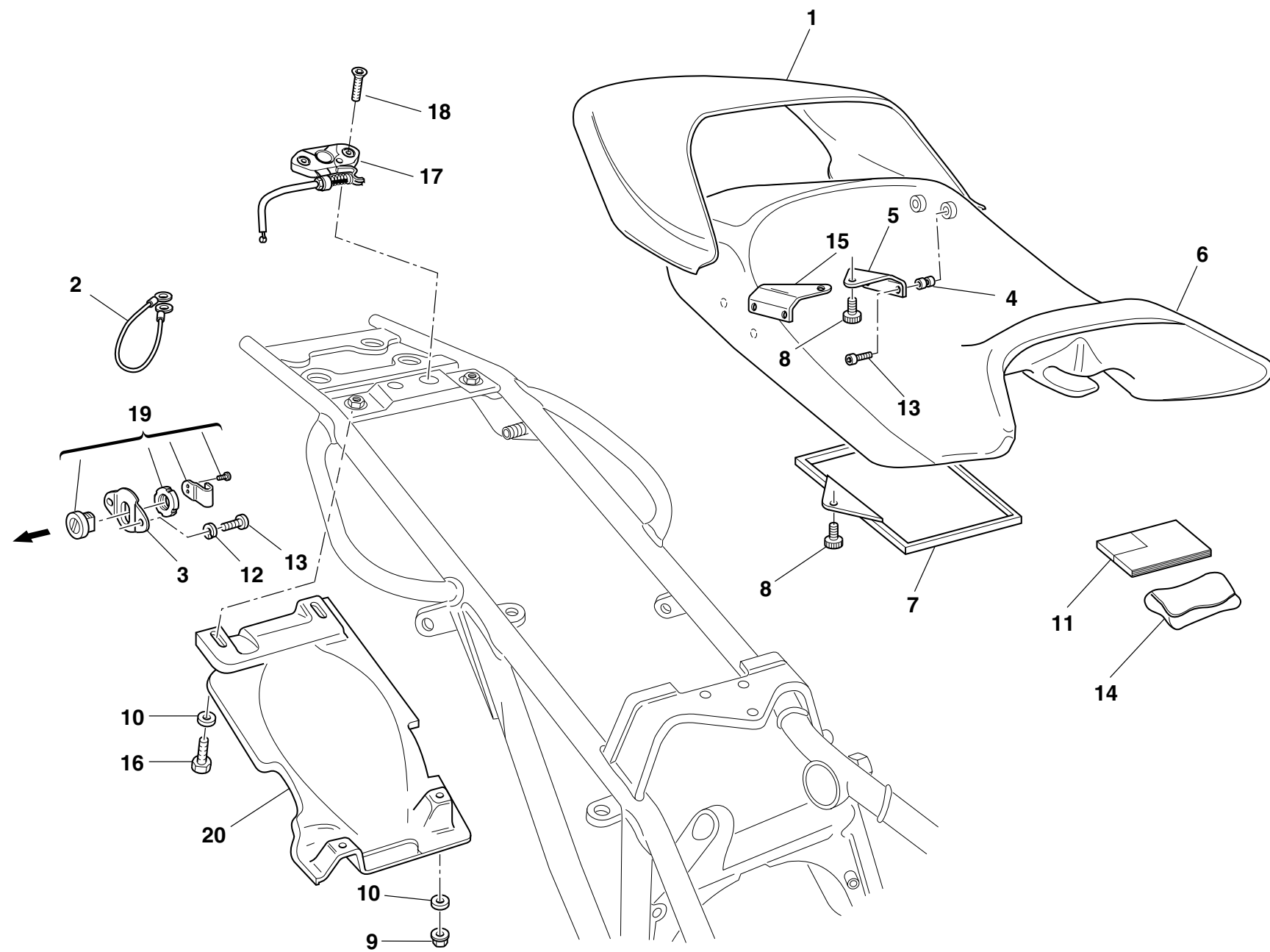
037

FUEL SYSTEM

NOTES	NO.	CODE NO.	DESCRIPTION	VALIDITY	Q.TY	
	1	829.1.296.1A	Pump holder		1	
	2	430.4.004.1A	Fuel pump		1	
	3	884.4.012.1A	Circlip		1	
	4	425.4.008.1A	Fuel filter		1	
	5	592.1.015.2A	Low fuel sensor		1	
	6	789.1.001.1A	Gasket		1	
	7	741.4.008.2A	Hose guide		2	
	8	741.4.004.1A	Hose guide		4	
	9	590.1.158.1A	Tube		1	
	10	590.1.125.1A	Tube		1	
	11	590.1.157.1A	Tube		1	
	12	425.4.004.1B	Fuel filter		1	
	13	590.1.178.1A	Tube		1	
	14	741.4.100.1A	Hose guide		2	

NOTES	NO.	CODE NO.	DESCRIPTION	VALIDITY	Q.TY	
-------	-----	----------	-------------	----------	------	---


DRAWING **038** SEAT



DRAWING

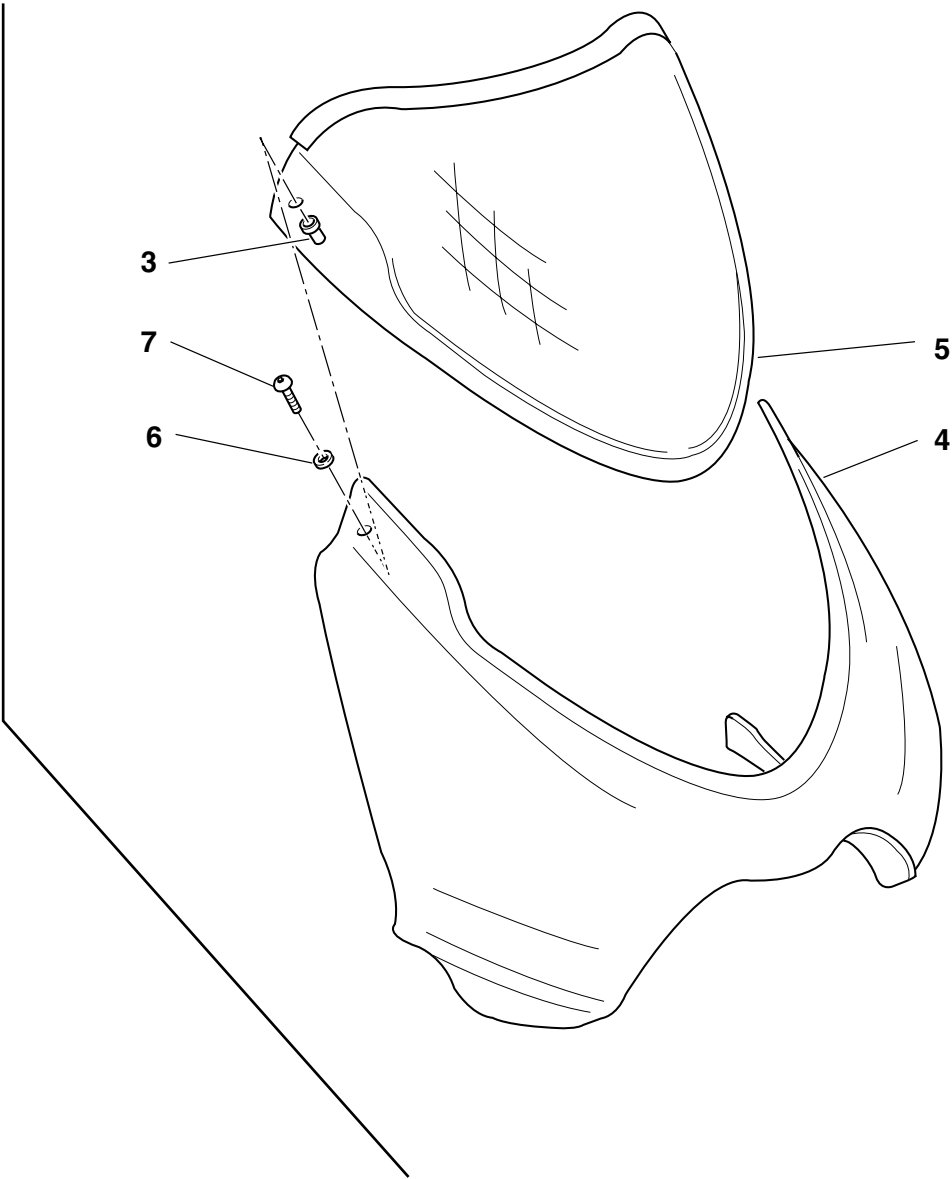
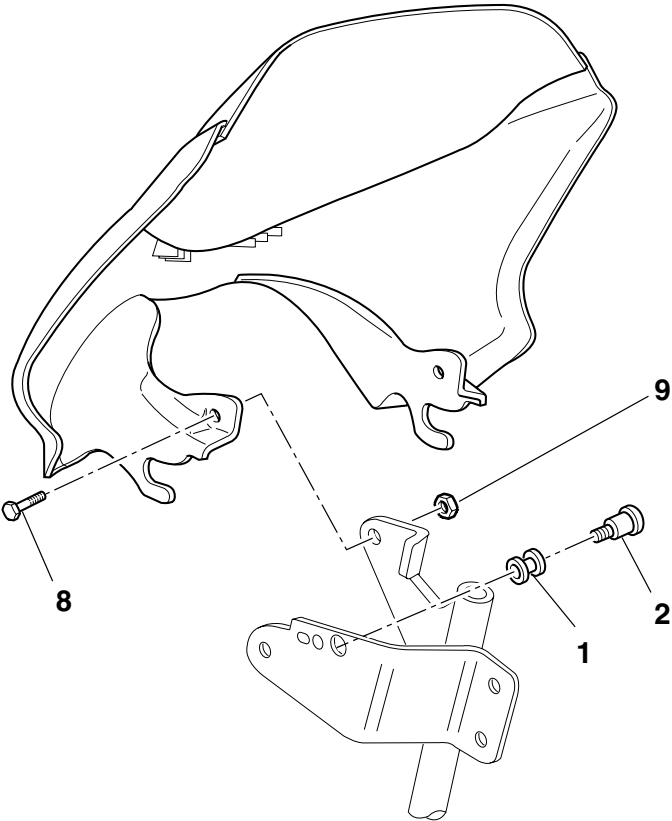
038

SEAT

NOTES	NO.	CODE NO.	DESCRIPTION	VALIDITY	Q.TY	
	1	595.1.025.3BA	Cover (RED)		1	
	1	595.1.025.3BH	Cover (METALLIC DARK GREY)		1	
	1	595.1.025.3BT	Cover (BLACK)		1	
	2	732.1.007.1A	Helmet anti-theft wire		1	
	3	829.1.236.1A	Plate		1	
	4	850.4.016.1A	Threaded insert		4	
	5	827.1.097.1A	L.H. plate		1	
	6	595.1.036.3A	Seat padding		1	
	7	247.1.086.1A	Cover		1	
	8	779.1.104.1A	Special screw		3	
	9	729906FN1	Nut		2	
	10	0670.72.010	Washer		4	
	11	913.7.084.1M	Owner's manual		1	
	12	734005N01	Spring washer		2	
	13	60N102482	Screw		6	
	14	697.2.006.2B	Tool bag		1	
	15	827.1.096.1A	R.H. plate		1	
	16	60N101077	Screw		2	
	17	732.2.010.2A	Flexible cable		1	
	18	777.5.036.2B	Screw		2	
	19	598.2.010.1A	Seat lock		1	
	20	565.1.017.2A	Mudflap		1	

NOTES	NO.	CODE NO.	DESCRIPTION	VALIDITY	Q.TY	
-------	-----	----------	-------------	----------	------	---

DRAWING **039** HEADLIGHT FAIRING



DRAWING

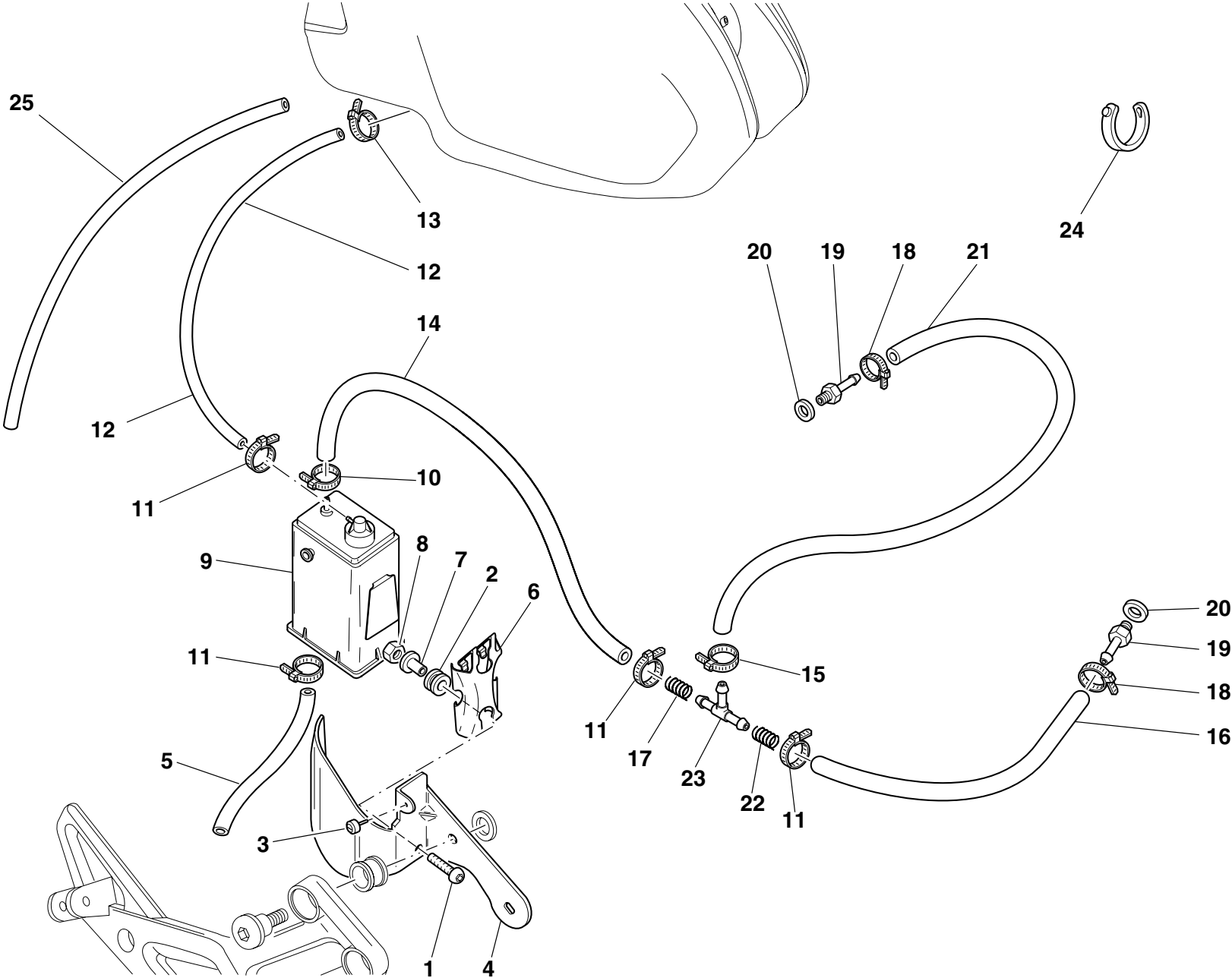
039

HEADLIGHT FAIRING

NOTES	NO.	CODE NO.	DESCRIPTION	VALIDITY	Q.TY	
	1	0370.72.020	Vibration damper pad		2	
	2	779.1.195.1A	Screw		2	
	3	0000.63150	Insert		2	
	4	481.1.023.2AA	Headlight fairing (RED)		1	
	4	481.1.023.2AG	Headlight fairing (METALLIC DARK GREY)		1	
	4	481.1.023.2AT	Headlight fairing (BLACK)		1	
	5	487.1.023.2A	Windshield		1	
	6	0000.63161	Washer		2	
	7	779.1.088.1A	Screw		2	
	8	772.5.024.1A	Screw		2	
	9	729906FN1	Nut		2	

NOTES	NO.	CODE NO.	DESCRIPTION	VALIDITY	Q.TY	
-------	-----	----------	-------------	----------	------	---


DRAWING 040 FUEL INFEED



DRAWING

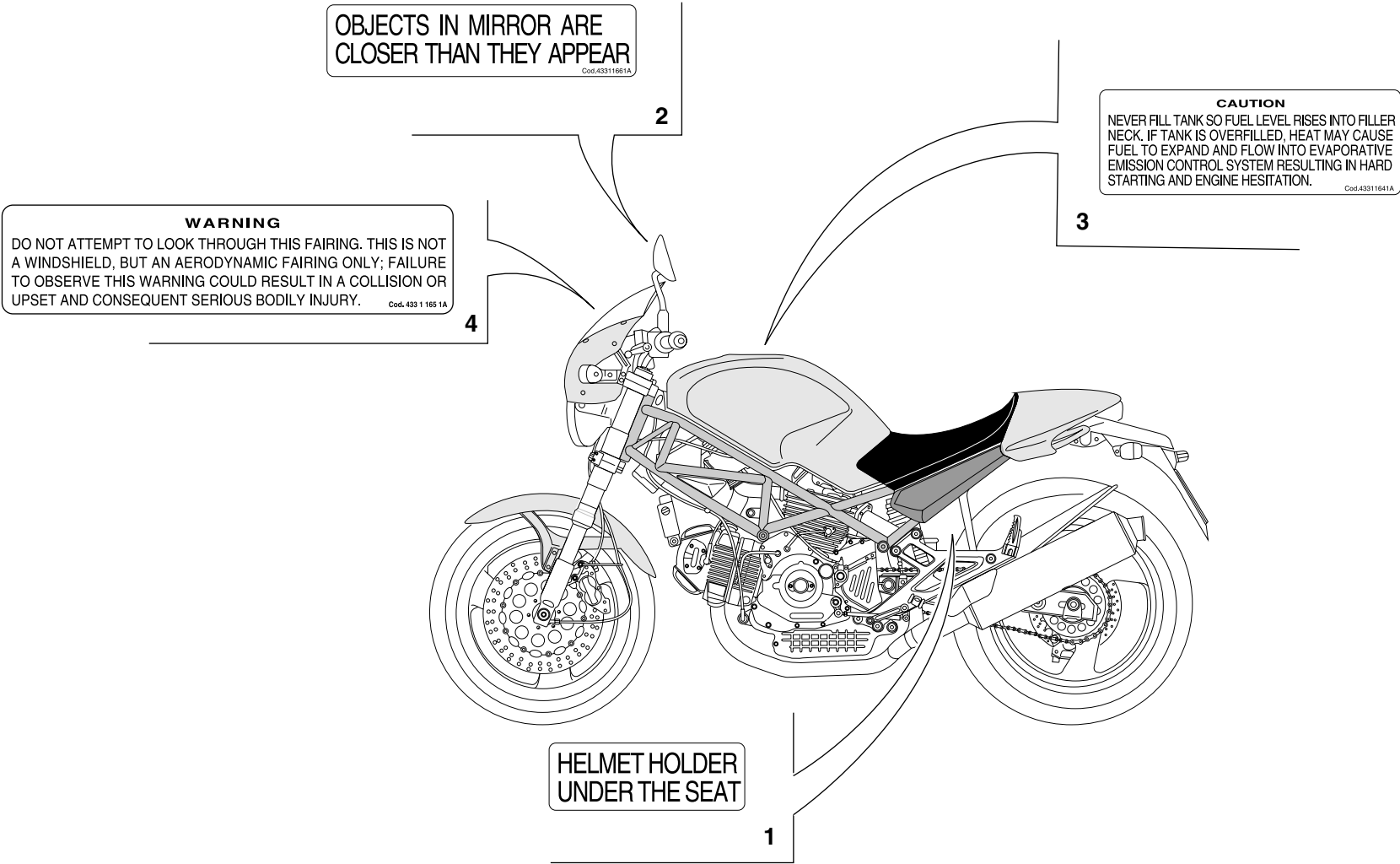
040

FUEL INFEED

NOTES	NO.	CODE NO.	DESCRIPTION	VALIDITY	Q.TY	
	1	779.1.008.1A	Screw		2	
	2	764.1.029.1A	Rubber pad		2	
	3	866.1.058.1A	Vibration damper pad		1	
	4	827.1.186.1A	Bracket		1	
	5	590.1.141.1A	Tube		1	
	6	827.1.157.1A	Plate		1	
	7	716.1.043.1A	Spacer		2	
	8	729906FN1	Nut		2	
	9	426.1.007.1B	CANISTER filter		1	
	10	741.4.058.1A	Hose guide		1	
	11	741.4.063.1A	Hose guide		4	
	12	590.1.170.1A	Filter/fuel tank outlet pipe		1	
	13	741.4.001.1A	Hose guide		1	
	14	590.1.191.1A	Tube		1	
	15	741.4.059.1A	Hose guide		1	
	16	590.1.111.1B	Tube		1	
	17	799.1.105.1A	Spring		1	
	18	741.4.013.1B	Hose guide		2	
	19	814.1.091.2A	Union		2	
	20	0250.70.223	Aluminium gasket		2	
	21	590.1.139.1A	Tube		1	
	22	799.1.118.1B	Spring		1	
	23	0361.98.850	Shunt valve		1	
	24	0691.91.030	Hose guide		2	
	25	590.1.136.1A	Breather pipe		1	

NOTES	NO.	CODE NO.	DESCRIPTION	VALIDITY	Q.TY	
-------	-----	----------	-------------	----------	------	---


DRAWING 041 MARKING PLATES



DRAWING

041

MARKING PLATES

NOTES	NO.	CODE NO.	DESCRIPTION	VALIDITY	Q.TY	
	1	433.1.170.1A	Sticker		1	
	2	433.1.166.1A	Label		2	
	3	433.1.164.1A	Sticker		1	
	4	433.1.165.1A	Sticker		1	

NOTES	NO.	CODE NO.	DESCRIPTION	VALIDITY	Q.TY	
-------	-----	----------	-------------	----------	------	---

INDEX

CODE No.	Drwg.	POS. N.	CODE No.	Drwg.	POS. N.	CODE No.	Drwg.	POS. N.	CODE No.	Drwg.	POS. N.	CODE No.	Drwg.	POS. N.
0000.30326	17	14	0250.70.223	16	12	0647.70.010	15	20	0670.72.010	38	10	0723.92.509	015	16
0000.33552	27	20	0250.70.223	40	20	0659.16.555	4	1	0670.80.010	29	29	0723.92.510	014	19
0000.36230	23	15	0251.47.050	3	1	0659.37.040	26	19	0670.92.190	14	8	0723.92.510	015	16
0000.36726	22	2	0251.47.054	3	1	0659.38.226	22	15	0670.92.190	15	8	0723.92.511	014	19
0000.36726	23	23	0272.91.090	2	8	0660.13.060	2	19	0691.91.030	19	23	0723.92.511	015	16
0000.39727	29	32	0335.03.465	16	25	0660.13.070	2	13	0691.91.030	23	2	0723.92.512	014	19
0000.44099	19	31	0361.98.850	40	23	0660.13.143	2	9	0691.91.030	29	41	0723.92.512	015	16
0000.44099	23	8	0364.99.710	32	14	0660.13.165	2	25	0691.91.030	40	24	0723.92.513	014	19
0000.44099	30	3	0370.49.250	10	22	0660.16.145	4	21	0723.92.500	014	19	0723.92.513	015	16
0000.44240	23	9	0370.69.020	31	15	0660.47.040	6	13	0723.92.500	015	16	0723.92.514	014	19
0000.56525	20	13	0370.72.020	27	8	0660.50.020	12	8	0723.92.501	014	19	0723.92.514	015	16
0000.59485	29	12	0370.72.020	28	18	0665.49.680	5	8	0723.92.501	015	16	0723.92.515	014	19
0000.59485	31	20	0370.72.020	39	1	0670.16.145	3	7	0723.92.502	014	19	0723.92.515	015	16
0000.61078	27	12	0370.84.005	17	1	0670.16.150	3	3	0723.92.502	015	16	0723.92.516	014	19
0000.62726	19	20	0375.92.210	14	13	0670.16.155	3	19	0723.92.503	014	19	0723.92.516	015	16
0000.62729	17	23	0375.92.210	15	19	0670.16.163	3	11	0723.92.503	015	16	0723.92.517	014	19
0000.62729	23	21	0400.09.050	2	21	0670.16.164	3	11	0723.92.504	014	19	0723.92.517	015	16
0000.62730	17	24	0400.17.030	4	26	0670.16.164	3	15	0723.92.504	015	16	0723.92.518	014	19
0000.63150	30	22	0400.29.125	2	34	0670.16.165	3	15	0723.92.505	014	19	0723.92.518	015	16
0000.63150	39	3	0400.29.126	2	34	0670.16.170	3	26	0723.92.505	015	16	0723.92.519	014	19
0000.63161	30	20	0400.49.240	11	18	0670.16.171	3	26	0723.92.506	014	19	0723.92.519	015	16
0000.63161	39	6	0400.49.240	5	13	0670.16.184	3	15	0723.92.506	015	16	0723.92.520	014	19
0000.64471	25	10	051.2.001.1A	1	10	0670.16.185	3	15	0723.92.507	014	19	0723.92.520	015	16
0000.66181	28	15	0619.50.065	12	17	0670.49.310	9	26	0723.92.507	015	16	0723.92.521	014	19
0000.66527	19	5	0619.92.180	14	8	0670.49.910	9	21	0723.92.508	014	19	0723.92.521	015	16
0124.40.060	8	12	0619.92.180	15	8	0670.72.010	31	32	0723.92.508	015	16	0723.92.522	014	19
0170.91.730	31	5	0647.70.010	14	12	0670.72.010	34	8	0723.92.509	014	19	0723.92.522	015	16

INDEX

CODE No.	Drwg.	POS. N.	CODE No.	Drwg.	POS. N.	CODE No.	Drwg.	POS. N.	CODE No.	Drwg.	POS. N.	CODE No.	Drwg.	POS. N.
0723.92.523	014	19	0723.92.538	015	16	0723.92.552	014	19	0723.92.645	015	16	0727.92.054	014	17
0723.92.523	015	16	0723.92.539	014	19	0723.92.552	015	16	0723.92.655	014	19	0727.92.054	015	14
0723.92.524	014	19	0723.92.539	015	16	0723.92.553	014	19	0723.92.655	015	16	0727.92.055	014	17
0723.92.524	015	16	0723.92.540	014	19	0723.92.553	015	16	0723.92.675	014	19	0727.92.055	015	14
0723.92.525	014	19	0723.92.540	015	16	0723.92.554	014	19	0723.92.675	015	16	0727.92.056	014	17
0723.92.525	015	16	0723.92.541	014	19	0723.92.554	015	16	0723.92.685	014	19	0727.92.056	015	14
0723.92.526	014	19	0723.92.541	015	16	0723.92.555	014	19	0723.92.685	015	16	0727.92.057	014	17
0723.92.526	015	16	0723.92.542	014	19	0723.92.555	015	16	0723.92.695	014	19	0727.92.057	015	14
0723.92.527	014	19	0723.92.542	015	16	0723.92.556	014	19	0723.92.695	015	16	0727.92.058	014	17
0723.92.527	015	16	0723.92.543	014	19	0723.92.556	015	16	0723.92.705	014	19	0727.92.058	015	14
0723.92.528	014	19	0723.92.543	015	16	0723.92.565	014	19	0723.92.705	015	16	0727.92.059	014	17
0723.92.528	015	16	0723.92.544	014	19	0723.92.565	015	16	0723.92.715	014	19	0727.92.059	015	14
0723.92.529	014	19	0723.92.544	015	16	0723.92.575	014	19	0723.92.715	015	16	0727.92.060	014	17
0723.92.529	015	16	0723.92.545	014	19	0723.92.575	015	16	0723.92.725	014	19	0727.92.060	015	14
0723.92.530	014	19	0723.92.545	015	16	0723.92.585	014	19	0723.92.725	015	16	0727.92.061	014	17
0723.92.530	015	16	0723.92.546	014	19	0723.92.585	015	16	0723.92.735	014	19	0727.92.061	015	14
0723.92.531	014	19	0723.92.546	015	16	0723.92.595	014	19	0723.92.735	015	16	0727.92.062	014	17
0723.92.531	015	16	0723.92.547	014	19	0723.92.595	015	16	0723.92.745	014	19	0727.92.062	015	14
0723.92.533	014	19	0723.92.547	015	16	0723.92.605	014	19	0723.92.745	015	16	0727.92.063	014	17
0723.92.533	015	16	0723.92.548	014	19	0723.92.605	015	16	0727.92.050	014	17	0727.92.063	015	14
0723.92.534	014	19	0723.92.548	015	16	0723.92.615	014	19	0727.92.050	015	14	0727.92.064	014	17
0723.92.534	015	16	0723.92.549	014	19	0723.92.615	015	16	0727.92.051	014	17	0727.92.064	015	14
0723.92.535	014	19	0723.92.549	015	16	0723.92.625	014	19	0727.92.051	015	14	0727.92.065	014	17
0723.92.535	015	16	0723.92.550	014	19	0723.92.625	015	16	0727.92.052	014	17	0727.92.065	015	14
0723.92.537	014	19	0723.92.550	015	16	0723.92.635	014	19	0727.92.052	015	14	0727.92.066	014	17
0723.92.537	015	16	0723.92.551	014	19	0723.92.635	015	16	0727.92.053	014	17	0727.92.066	015	14
0723.92.538	014	19	0723.92.551	015	16	0723.92.645	014	19	0727.92.053	015	14	0727.92.067	014	17

INDEX

CODE No.	Drwg.	POS. N.	CODE No.	Drwg.	POS. N.	CODE No.	Drwg.	POS. N.	CODE No.	Drwg.	POS. N.	CODE No.	Drwg.	POS. N.
0727.92.067	015	14	0727.92.081	014	17	0727.92.094	015	14	0727.92.161	014	17	0727.92.174	015	14
0727.92.068	014	17	0727.92.081	015	14	0727.92.095	014	17	0727.92.161	015	14	0727.92.175	014	17
0727.92.068	015	14	0727.92.082	014	17	0727.92.095	015	14	0727.92.162	014	17	0727.92.175	015	14
0727.92.069	014	17	0727.92.082	015	14	0727.92.096	014	17	0727.92.162	015	14	0727.92.176	014	17
0727.92.069	015	14	0727.92.083	014	17	0727.92.096	015	14	0727.92.163	014	17	0727.92.176	015	14
0727.92.070	014	17	0727.92.083	015	14	0727.92.150	014	17	0727.92.163	015	14	0727.92.177	014	17
0727.92.070	015	14	0727.92.084	014	17	0727.92.150	015	14	0727.92.164	014	17	0727.92.177	015	14
0727.92.071	014	17	0727.92.084	015	14	0727.92.151	014	17	0727.92.164	015	14	0727.92.178	014	17
0727.92.071	015	14	0727.92.085	014	17	0727.92.151	015	14	0727.92.165	014	17	0727.92.178	015	14
0727.92.072	014	17	0727.92.085	015	14	0727.92.152	014	17	0727.92.165	015	14	0727.92.179	014	17
0727.92.072	015	14	0727.92.086	014	17	0727.92.152	015	14	0727.92.166	014	17	0727.92.179	015	14
0727.92.073	014	17	0727.92.086	015	14	0727.92.153	014	17	0727.92.166	015	14	0727.92.180	014	17
0727.92.073	015	14	0727.92.087	014	17	0727.92.153	015	14	0727.92.167	014	17	0727.92.180	015	14
0727.92.074	014	17	0727.92.087	015	14	0727.92.154	014	17	0727.92.167	015	14	0727.92.181	014	17
0727.92.074	015	14	0727.92.088	014	17	0727.92.154	015	14	0727.92.168	014	17	0727.92.181	015	14
0727.92.075	014	17	0727.92.088	015	14	0727.92.155	014	17	0727.92.168	015	14	0727.92.182	014	17
0727.92.075	015	14	0727.92.089	014	17	0727.92.155	015	14	0727.92.169	014	17	0727.92.182	015	14
0727.92.076	014	17	0727.92.089	015	14	0727.92.156	014	17	0727.92.169	015	14	0727.92.183	014	17
0727.92.076	015	14	0727.92.090	014	17	0727.92.156	015	14	0727.92.170	014	17	0727.92.183	015	14
0727.92.077	014	17	0727.92.090	015	14	0727.92.157	014	17	0727.92.170	015	14	0727.92.184	014	17
0727.92.077	015	14	0727.92.091	014	17	0727.92.157	015	14	0727.92.171	014	17	0727.92.184	015	14
0727.92.078	014	17	0727.92.091	015	14	0727.92.158	014	17	0727.92.171	015	14	0727.92.185	014	17
0727.92.078	015	14	0727.92.092	014	17	0727.92.158	015	14	0727.92.172	014	17	0727.92.185	015	14
0727.92.079	014	17	0727.92.092	015	14	0727.92.159	014	17	0727.92.172	015	14	0727.92.186	014	17
0727.92.079	015	14	0727.92.093	014	17	0727.92.159	015	14	0727.92.173	014	17	0727.92.186	015	14
0727.92.080	014	17	0727.92.093	015	14	0727.92.160	014	17	0727.92.173	015	14	0727.92.187	014	17
0727.92.080	015	14	0727.92.094	014	17	0727.92.160	015	14	0727.92.174	014	17	0727.92.187	015	14

INDEX

CODE No.	Drwg.	POS. N.	CODE No.	Drwg.	POS. N.	CODE No.	Drwg.	POS. N.	CODE No.	Drwg.	POS. N.	CODE No.	Drwg.	POS. N.
0727.92.188	014	17	0765.92.205	15	8	153.1.003.1A	26	21	180.1.008.1A	2	24	245.1.030.1A	13	5
0727.92.188	015	14	0765.92.205	2	21	158.2.012.1A	6	5	182.2.018.1A	2	18	245.1.031.1A	13	6
0727.92.189	014	17	0796.38.305	22	11	160.1.013.1B	36	16	184.1.001.1A	29	15	245.1.032.1A	8	4
0727.92.189	015	14	0797.41.090	22	22	160.1.049.1A	25	21	190.2.011.1A	4	8	245.1.033.1A	8	1
0727.92.190	014	17	0797.72.068	19	32	160.1.057.1A	12	13	194.2.001.1B	4	12	246.1.060.2A	30	25
0727.92.190	015	14	0797.72.068	23	7	160.1.105.1A	13	19	195.4.003.1A	4	22	246.1.061.1D	19	26
0727.92.191	014	17	0799.13.110	2	27	162.1.001.1B	4	7	196.1.001.2B	4	10	246.2.011.1B	34	3
0727.92.191	015	14	0803.77.010	25	16	170.2.020.1B	4	17	198.1.029.1A	4	13	247.1.002.1BC	11	9
0727.92.192	014	17	112.1.026.1AA	6	8	171.2.020.2B	8	10	208.1.012.4A	14	14	247.1.083.1AE	11	4
0727.92.192	015	14	112.1.026.1AB	6	8	172.1.002.1B	3	10	208.1.012.4A	15	17	247.1.086.1A	38	7
0727.92.193	014	17	117.1.028.1A	31	30	172.1.003.1A	3	8	209.1.017.1A	14	16	247.1.174.1A	9	2
0727.92.193	015	14	117.2.006.1A	4	29	172.1.004.1A	3	5	209.1.017.1A	15	18	250.1.038.1A	9	5
0727.92.194	014	17	117.2.049.1A	30	14	172.1.005.1A	3	9	210.1.042.1A	14	22	254.1.001.1A	11	7
0727.92.194	015	14	120.2.080.3A	7	8	172.1.006.1B	3	18	210.1.042.1A	15	7	254.4.001.1A	5	4
0727.92.195	014	17	120.2.081.3A	7	4	172.1.007.1B	3	24	211.1.040.1A	14	21	255.1.023.1A	8	15
0727.92.195	015	14	121.1.127.1A	7	3	172.1.008.1A	3	22	211.1.040.1A	15	6	255.1.024.1A	13	3
0755.29.025	6	14	121.2.033.1A	7	1	172.1.009.1A	3	21	220.3.208.3A	9	16	264.4.014.3B	11	1
0755.29.025	8	21	122.2.087.2A	7	9	172.1.010.1A	3	20	225.2.061.2A	10	1	264.4.022.1A	11	1
0755.49.265	10	2	137.2.003.3A	16	11	172.1.011.1A	3	23	230213	29	40	270.4.005.1A	12	1
0759.49.280	9	15	146.2.091.1A	6	1	173.1.012.3A	12	20	230213	31	38	276.1.025.1B	12	16
0765.92.185	14	8	147.1.026.1A	8	9	174.1.002.1A	9	3	235.2.030.1B	13	12	280.4.007.1A	16	10
0765.92.185	15	8	148.1.110.1A	13	9	174.1.025.1A	9	12	240.2.026.1B	14	10	282.4.046.3A	16	1
0765.92.190	14	8	148.1.111.1A	13	16	174.2.025.5A	9	1	240.2.026.1B	15	12	283.4.003.1A	16	21
0765.92.190	15	8	149.1.032.3A	3	25	176.1.001.1A	12	6	240.2.031.1A	15	24	284.4.008.1A	16	2
0765.92.195	14	8	150.2.006.1B	3	2	176.1.009.1A	12	10	242.2.045.1A	11	19	286.4.109.1A	19	1
0765.92.195	15	8	150.2.063.1A	3	28	180.1.001.1A	2	11	243.1.025.1AD	5	1	287.4.024.1B	16	8
0765.92.205	14	8	150.2.072.1A	3	27	180.1.002.1A	2	12	243.2.004.1BB	5	6	301.2.092.2C	14	1

INDEX

CODE No.	Drwg.	POS. N.	CODE No.	Drwg.	POS. N.	CODE No.	Drwg.	POS. N.	CODE No.	Drwg.	POS. N.	CODE No.	Drwg.	POS. N.
301.2.093.2C	15	1	304.1.043.1BC	14	3	369.1.004.1A	32	8	425.4.004.1B	37	12	462.4.037.6A	20	1
303.1.040.1A	14	5	304.1.043.1BC	15	5	370.1.028.2C	32	10	425.4.008.1A	37	4	463.2.010.9A	14	9
303.1.040.1A	15	2	341.1.030.1C	26	23	372.2.008.3A	33	1	426.1.007.1B	40	9	463.2.010.9A	15	11
303.1.040.1AA	14	5	342.2.015.1C	26	3	373.1.032.1A	32	20	426.1.010.1A	34	2	463.2.026.1A	14	20
303.1.040.1AA	15	2	344.2.008.1A	24	1	373.1.033.1A	32	21	430.4.004.1A	37	2	463.2.026.1A	15	34
303.1.040.1AB	14	5	345.2.008.1A	24	4	374.1.002.1B	32	17	433.1.164.1A	41	3	463.2.053.7A	4	15
303.1.040.1AB	15	2	349.1.064.1A	24	8	380.4.010.1B	19	16	433.1.165.1A	41	4	464.1.017.1A	31	7
303.1.040.1AC	14	5	349.1.065.1A	24	9	389.4.006.1A	19	27	433.1.166.1A	41	2	464.1.018.1A	31	29
303.1.040.1AC	15	2	349.1.095.1A	24	2	389.4.007.1A	19	27	433.1.170.1A	41	1	470.1.056.3AA	30	1
303.1.041.1A	14	4	349.1.096.1A	24	16	389.4.008.1A	19	27	433.1.251.1A	36	24	470.1.056.3AB	30	1
303.1.041.1A	15	3	349.1.097.1A	24	7	389.4.010.1A	19	27	433.1.277.1B	19	6	470.1.056.3AF	30	1
303.1.041.1AA	14	4	349.1.098.1A	24	11	389.4.013.1A	19	27	433.1.308.1A	32	5	470.1.062.1A	21	5
303.1.041.1AA	15	3	349.1.100.1A	24	5	389.4.014.1A	19	15	435.1.097.1AA	36	2	481.1.023.2AA	39	4
303.1.041.1AB	14	4	349.1.101.1A	24	18	389.4.016.1A	19	27	436.1.140.1B	30	21	481.1.023.2AG	39	4
303.1.041.1AB	15	3	349.1.102.1A	24	20	390.4.003.1A	23	22	442.2.079.3A	34	6	481.1.023.2AT	39	4
303.1.041.1AC	14	4	349.1.103.1A	24	21	395.4.013.1B	20	14	444.4.003.4A	9	20	482.1.105.1B	30	7
303.1.041.1AC	15	3	349.1.111.1A	24	22	397.4.002.1A	20	4	447.1.033.1A	32	4	482.1.106.1B	30	12
304.1.042.1B	14	2	349.1.120.1A	24	23	406.1.026.1C	21	1	447.1.034.1A	32	13	486.1.056.1A	36	23
304.1.042.1B	15	4	349.1.158.1A	24	17	417.9.030.6A	29	10	449.1.045.1A	3	12	487.1.023.2A	39	5
304.1.042.1BB	14	2	349.1.159.1A	24	24	417.9.030.6A	31	14	451.1.025.1A	8	20	492.4.003.2A	25	15
304.1.042.1BB	15	4	349.1.160.1A	24	3	417.9.030.8A	26	1	451.2.017.1A	8	8	492.4.024.1A	25	5
304.1.042.1BC	14	2	349.2.003.1A	24	10	417.9.050.6A	20	2	455.2.003.1A	2	4	494.1.096.1A	25	23
304.1.042.1BC	15	4	349.2.010.1A	24	15	417.9.090.1A	33	14	456.2.009.1A	31	27	497.2.001.2A	25	2
304.1.043.1B	14	3	360.1.033.1B	26	24	420.2.001.0A	17	21	457.2.007.1A	29	9	501.2.080.1AB	25	1
304.1.043.1B	15	5	360.1.035.1A	26	16	420.2.001.0A	9	34	460.1.038.2B	31	31	501.2.080.1AE	25	1
304.1.043.1BB	14	3	365.2.045.1A	33	6	420.2.006.4A	10	19	460.1.039.2B	31	34	502.2.104.1AB	25	13
304.1.043.1BB	15	5	366.1.038.1A	24	6	420.2.006.4A	35	10	460.1.076.2A	26	11	502.2.104.1AE	25	13

INDEX

CODE No.	Drwg.	POS. N.	CODE No.	Drwg.	POS. N.	CODE No.	Drwg.	POS. N.	CODE No.	Drwg.	POS. N.	CODE No.	Drwg.	POS. N.
510.1.075.1A	22	5	532.4.004.1A	22	10	564.1.029.2BG	30	16	590.1.170.1A	40	12	60N107335	22	25
510.1.076.1B	23	11	532.4.004.1A	23	6	564.1.029.2BT	30	16	590.1.178.1A	37	13	60N107335	23	24
510.1.253.2A	19	3	539.1.021.1A	2	6	565.1.017.2A	38	20	590.1.189.1A	1c	1	60N107335	4	28
514.1.032.1A	1c	9	539.1.023.2A	18	5	565.1.021.2A	32	16	590.1.190.1A	1c	2	610.4.011.2B	28	26
514.1.033.1A	1c	13	539.4.003.1B	29	13	565.1.026.2A	23	25	590.1.191.1A	40	14	610.4.012.2B	28	7
514.1.034.1A	1c	12	539.4.021.1A	28	5	570.1.088.1A	17	5	592.1.015.2A	37	5	611.4.002.4A	29	20
514.1.035.1A	1c	10	539.4.030.1A	5	16	571.1.084.1A	17	6	593.1.003.1B	10	33	612.4.005.1A	27	21
514.1.036.1A	1c	10	539.4.033.1A	27	22	573.1.050.3E	17	12	593.1.018.1A	9	29	612.4.008.1A	28	12
514.1.037.1A	1c	6	540.4.010.1A	19	8	574.1.050.3E	17	16	595.1.025.3BA	38	1	612.4.008.1A	29	31
514.1.038.1A	1c	14	541.4.007.1A	19	4	576.1.038.1A	17	19	595.1.025.3BH	38	1	612.4.013.1B	29	30
514.1.043.1A	20	3	548.4.030.1A	35	9	576.1.039.1A	17	13	595.1.025.3BT	38	1	612.4.014.1A	28	4
516.4.003.1B	19	14	552.1.037.1A	1c	4	585.1.031.1A	34	13	595.1.036.3A	38	6	612.4.017.1A	28	10
518.4.004.1B	30	6	552.1.038.1A	1c	5	585.4.001.1A	29	23	598.2.010.1A	38	19	613.4.020.1A	28	25
520.4.006.1C	22	1	552.1.039.1A	1c	7	586.1.037.2AA	36	1	598.2.030.1A	30	11	613.4.031.1A	29	33
521.4.005.1A	22	3	552.1.040.1A	1c	11	586.1.037.2AD	36	1	598.4.016.1A	30	24	618.4.039.1A	28	23
523.4.014.2A	26	8	552.1.045.2A	9	35	586.1.037.2AT	36	1	598.4.018.1A	30	10	619.4.018.1A	29	3
523.4.015.2A	26	9	552.4.013.1A	15	32	590.1.084.1A	16	18	60N101077	31	33	624.4.026.1A	28	1
525.1.004.2A	23	5	552.4.020.1A	11	12	590.1.104.1A	16	16	60N101077	38	16	625.4.005.1AB	29	17
525.4.007.2A	23	3	552.4.028.1A	1b	15	590.1.111.1B	40	16	60N102482	38	13	626.4.007.1A	28	2
526.4.003.1A	23	4	552.4.031.1A	21	4	590.1.125.1A	37	10	60N102504	36	10	626.4.009.1A	27	3
529.1.001.1A	24	26	552.4.037.1A	29	35	590.1.136.1A	40	25	60N102509	19	9	626.4.009.1A	28	3
529.1.006.1A	23	13	556.1.017.1C	18	3	590.1.139.1A	40	21	60N102509	22	6	626.4.013.1A	29	26
529.1.009.1A	23	19	556.1.018.1C	18	9	590.1.141.1A	40	5	60N102510	22	24	626.4.015.1A	27	4
530.4.007.2A	22	9	556.2.027.1A	18	1	590.1.154.1A	16	7	60N102510	34	5	626.4.024.1A	28	20
530.4.008.2A	22	16	561.1.018.1A	23	1	590.1.157.1A	37	11	60N102511	35	5	626.4.035.1A	27	2
530.4.009.2A	23	14	561.1.019.1A	23	20	590.1.158.1A	37	9	60N102556	32	9	630.4.015.1A	27	1
530.4.010.2A	23	10	564.1.029.2BA	30	16	590.1.162.1A	16	17	60N102557	26	7	631.4.004.1A	28	9

INDEX

CODE No.	Drwg.	POS. N.	CODE No.	Drwg.	POS. N.	CODE No.	Drwg.	POS. N.	CODE No.	Drwg.	POS. N.	CODE No.	Drwg.	POS. N.
631.4.008.1A	27	5	700.1.036.1A	12	24	707006N02	29	21	713.1.014.1E	3	11	72944.1542	8	18
631.4.008.1A	28	21	700.1.038.1A	21	7	707006N02	35	7	713.1.014.1E	3	15	729906FN1	17	15
631.4.008.1A	29	25	700.1.040.1A	14	25	707008N01	22	18	713.1.014.1F	3	11	729906FN1	19	19
632.1.009.2L	27	18	700.1.040.1A	15	23	710.1.001.1A	9	13	713.1.082.1A	17	22	729906FN1	30	8
650.4.008.1B	26	25	700.1.040.1A	7	12	710.1.002.1A	4	23	713.1.097.1B	25	24	729906FN1	38	9
651.4.011.1A	26	14	701.4.003.1A	12	19	710.1.025.1A	33	4	713.1.098.1A	25	14	729906FN1	39	9
652.4.006.1A	30	23	701.4.005.1A	3	4	710.1.041.1B	25	22	713.1.137.1A	15	27	729906FN1	40	8
654.2.003.1A	26	20	701.4.006.1A	33	3	710.1.048.1A	33	12	713.1.140.1A	10	14	732.1.007.1A	38	2
656.1.036.2A	26	26	701.4.007.1A	12	21	710.1.068.1A	26	31	713.1.157.1A	3	13	732.2.010.2A	38	17
657.1.015.1A	26	18	702.4.004.1A	26	6	710.1.069.1A	10	21	713.1.192.1A	29	37	734005N01	38	12
658.4.002.1B	26	29	702.4.013.1A	10	26	710.1.070.1A	10	30	713.1.241.1A	14	29	734008N01	29	28
669.1.001.1E	14	18	702.4.017.1A	4	20	710.1.085.1A	33	9	713.1.241.1A	5	24	734306N01	11	25
669.1.001.1E	15	15	702.4.020.1A	10	29	710.1.088.1A	33	18	714.1.028.1A	25	3	734306N01	17	27
670.4.014.1A	19	13	702.4.033.1A	10	9	711.1.007.1A	6	6	714.1.045.1A	25	9	734306N01	22	23
671.1.021.1A	19	21	702.4.069.1A	8	5	711.1.072.1A	26	33	715.1.004.1A	33	8	734306N01	35	3
671.1.022.1A	19	11	702.5.008.1A	10	20	711.1.090.1A	17	10	716.1.022.1A	22	13	734406N01	29	38
672.1.034.1A	15	25	702.5.008.1A	11	3	711.1.090.1B	17	29	716.1.022.1A	34	16	73500.1237	12	7
676.2.046.1A	32	11	702.5.016.1A	4	14	711.1.095.1A	10	32	716.1.043.1A	40	7	73500.1237	9	25
676.4.040.1A	32	15	702.5.019.1A	10	12	711.1.126.1A	7	11	716.1.055.1A	17	20	73500.1440	12	11
677.4.003.1A	1a	4	702.5.044.1A	3	29	711.1.128.1A	10	38	716.1.056.1A	31	21	73500.1542	2	15
680.1.001.1B	9	7	703.1.013.1A	26	12	711.1.172.1A	7	7	716.1.073.2A	8	13	73500.1747	15	26
684.1.026.1A	34	4	703.1.019.1A	15	30	712.1.013.3A	36	6	716.1.099.1A	8	17	73503.3075	5	11
697.2.006.2B	38	14	70610.8120	4	11	713.1.011.1A	3	15	72094.1616	10	10	73503.3380	10	18
698.1.033.1A	1c	15	70620.5212	16	26	713.1.012.1B	4	31	72121.2106	6	4	73503.3380	11	2
700.1.005.1A	25	18	70700.6N02	27	10	713.1.014.1A	3	11	72276.1035	21	3	73503.3449	16	22
700.1.011.1A	35	6	70700.8N01	26	17	713.1.014.1A	3	15	723.1.003.1A	22	4	737.4.021.1A	8	19
700.1.031.1A	20	10	707006N02	28	19	713.1.014.1B	3	11	72944.1542	13	1	741.1.012.1A	19	22

INDEX

CODE No.	Drwg.	POS. N.	CODE No.	Drwg.	POS. N.	CODE No.	Drwg.	POS. N.	CODE No.	Drwg.	POS. N.	CODE No.	Drwg.	POS. N.
741.1.013.1A	19	25	74224.0570	4	24	75794.1542	10	17	770.5.121.9E	17	17	771.5.071.8B	12	23
741.1.021.1A	24	14	74224.0570	6	7	758.1.014.1A	22	14	770.5.250.8B	10	15	771.5.071.8B	14	26
741.1.022.1A	24	12	747.1.006.1A	33	17	759.1.006.1A	20	15	771.1.015.1A	33	10	771.5.072.2B	19	2
741.1.028.1A	17	8	747.5.001.1A	31	24	760.1.003.1B	34	11	771.1.016.1A	33	11	771.5.072.8B	10	31
741.4.001.1A	40	13	748.1.014.1B	25	12	760.4.006.1B	36	5	771.1.026.1A	5	2	771.5.072.8B	5	23
741.4.002.1A	34	15	748.1.023.1A	32	1	76266.2668	10	4	771.1.027.1A	5	3	771.5.072.8B	8	2
741.4.004.1A	16	5	748.1.040.1A	2	23	76267.0012	9	24	771.5.019.2B	16	28	771.5.073.2B	19	10
741.4.004.1A	37	8	748.1.050.1A	10	8	763106N01	31	17	771.5.025.2B	19	12	771.5.073.8B	11	16
741.4.008.2A	37	7	748.4.002.1A	30	17	764.1.001.1A	17	9	771.5.040.2B	19	28	771.5.075.2B	26	32
741.4.013.1B	40	18	748.4.024.1A	25	20	764.1.002.1A	14	6	771.5.040.2B	36	13	771.5.078.8B	12	12
741.4.024.1A	34	18	748.4.026.1B	21	6	764.1.002.1A	15	21	771.5.040.8B	11	21	771.5.078.8B	5	20
741.4.038.1A	19	24	748.4.033.1A	17	4	764.1.003.1B	4	6	771.5.043.8B	4	4	771.5.079.8B	5	21
741.4.040.1A	16	9	748.4.034.1A	16	15	764.1.015.1B	30	4	771.5.045.7E	36	14	771.5.080.8B	10	27
741.4.041.1A	16	6	748.4.034.1A	32	25	764.1.024.1A	17	3	771.5.064.2B	11	5	771.5.123.8B	2	30
741.4.042.1A	16	3	749.4.002.1A	30	28	764.1.029.1A	20	7	771.5.065.8B	8	3	771.5.125.2C	29	27
741.4.043.1A	27	14	749.4.045.2G	18	10	764.1.029.1A	30	2	771.5.066.8B	11	24	771.5.129.8B	9	8
741.4.043.1A	28	16	749.5.001.1A	23	17	764.1.029.1A	40	2	771.5.066.8B	12	5	771.5.136.8B	10	24
741.4.043.1A	29	4	750.1.002.1B	4	25	76400.0004	10	3	771.5.066.8B	13	10	771.5.431.2B	28	6
741.4.058.1A	40	10	750.1.007.1A	3	32	76401.0002	31	16	771.5.066.8B	14	11	771.5.665.2B	29	36
741.4.059.1A	40	15	750.1.012.2A	6	3	76401.0003	31	23	771.5.066.8B	15	13	771.5.667.8B	31	39
741.4.062.1A	29	34	750.1.060.1A	30	9	76402.0002	3	17	771.5.067.8B	11	13	771.5.669.2B	27	6
741.4.063.1A	40	11	750.1.121.1A	12	3	765.1.001.1A	29	8	771.5.067.8B	2	28	771.5.669.2B	28	24
741.4.067.1A	16	14	750.5.001.1A	22	17	765.1.001.1A	31	28	771.5.069.8B	11	6	771.5.725.2B	26	22
741.4.100.1A	37	14	75113.2566	4	18	766.1.001.2B	10	6	771.5.069.8B	12	22	771.5.754.2B	18	2
74172.1008	13	8	75162.2566	25	4	766.4.017.2A	13	17	771.5.069.8B	5	5	771.5.937.2B	33	7
74172.1008	6	10	75162.3075	25	17	766.4.018.1A	13	18	771.5.069.8B	9	10	771.5.938.2B	33	5
74223.1045	34	12	75191.3380	10	25	76835.1134	2	10	771.5.071.8B	11	17	772.1.010.3A	8	7

INDEX

CODE No.	Drwg.	POS. N.	CODE No.	Drwg.	POS. N.	CODE No.	Drwg.	POS. N.	CODE No.	Drwg.	POS. N.	CODE No.	Drwg.	POS. N.
772.5.004.1A	26	10	779.1.099.1A	26	2	779.5.004.1A	36	12	799.1.058.1A	26	13	802.1.005.1A	36	17
772.5.008.1A	19	7	779.1.104.1A	38	8	779.5.007.1A	36	19	799.1.061.1A	14	7	808.1.046.1A	32	24
772.5.023.1A	26	28	779.1.109.1A	6	2	779.5.011.1A	31	25	799.1.061.1A	15	9	80A0.62649	17	2
772.5.023.1A	29	18	779.1.110.1A	32	22	779.5.018.1A	17	28	799.1.088.1A	18	7	80B0.62672	36	22
772.5.023.1A	34	17	779.1.119.2A	32	3	779.5.030.2A	13	4	799.1.089.1A	18	6	80C0.05893	36	7
772.5.023.1B	30	15	779.1.133.1A	14	24	779.5.037.1A	32	19	799.1.105.1A	40	17	814.1.091.2A	40	19
772.5.024.1A	39	8	779.1.133.1A	15	33	780.1.007.1A	17	7	799.1.118.1B	40	22	814.1.114.1A	1c	8
773.5.065.8B	13	15	779.1.162.2A	9	27	780.1.018.1A	9	31	799.2.077.2A	9	14	815.1.022.1A	10	35
773.5.069.8B	9	6	779.1.195.1A	39	2	780.2.047.1A	9	17	8000.18048	22	12	815.1.022.1A	35	4
775.1.002.1A	30	19	779.1.198.2A	9	23	780.5.001.1A	5	26	8000.18048	34	10	818.2.009.1A	4	3
775.1.013.1A	19	18	779.1.203.2A	2	7	786.1.064.1A	7	10	8000.56359	19	29	819.1.017.1A	25	8
775.1.036.1A	13	14	779.1.204.1A	31	13	786.1.086.1A	7	6	8000.56443	23	16	819.1.039.1A	32	2
776.5.032.2A	16	13	779.1.206.1A	31	3	787.1.008.1A	15	29	8000.56443	27	13	821.1.001.1A	2	26
777.5.019.7E	36	4	779.1.212.1A	31	19	788.1.052.1A	5	7	8000.56443	28	28	821.1.009.1B	25	19
777.5.036.2B	38	18	779.1.213.1A	30	13	788.1.054.1A	12	4	8000.59056	29	14	821.1.028.2B	36	8
777.5.049.8B	11	10	779.1.214.1B	21	2	788.1.076.1A	11	22	8000.59056	31	22	821.1.054.1A	20	5
779.1.007.2A	6	9	779.1.221.1A	30	27	788.1.076.1AA	11	22	8000.60683	31	1	821.1.070.1A	2	17
779.1.008.1A	40	1	779.1.247.1A	17	25	788.1.076.1AB	11	22	8000.60700	31	6	821.1.075.1A	34	9
779.1.026.2A	10	36	779.1.311.1A	25	6	789.1.001.1A	37	6	8000.62586	29	19	821.1.090.1A	31	4
779.1.029.2A	10	39	779.1.366.1AB	27	16	791.1.015.1A	36	18	8000.62655	31	12	821.1.111.1A	14	15
779.1.039.1A	2	3	779.1.366.1AB	28	11	791.1.039.1A	36	20	8000.62705	36	9	821.1.111.1A	15	10
779.1.054.1AA	29	7	779.1.366.1AB	29	1	791.2.026.2A	7	5	8000.62729	16	20	821.1.113.1A	32	23
779.1.082.2A	27	19	779.1.399.1A	25	7	799.1.025.1A	2	20	8000.66774	26	27	821.1.170.1A	29	5
779.1.088.1A	20	6	779.4.005.2A	18	4	799.1.044.1A	29	6	8000.68490	28	14	821.1.170.1A	31	26
779.1.088.1A	39	7	779.4.075.1A	11	14	799.1.049.1A	2	1	8000.70139	1a	2	824.1.023.1AB	31	18
779.1.092.1A	27	7	779.5.001.1A	31	36	799.1.051.2A	6	15	8000.78345	26	15	824.1.024.1AB	31	8
779.1.092.1A	28	17	779.5.003.1A	17	11	799.1.055.1A	9	30	801.1.027.1A	16	4	825.1.030.1A	29	24

INDEX

CODE No.	Drwg.	POS. N.	CODE No.	Drwg.	POS. N.	CODE No.	Drwg.	POS. N.	CODE No.	Drwg.	POS. N.	CODE No.	Drwg.	POS. N.
826.1.009.1A	2	33	830.1.194.1A	22	8	852.1.094.1A	2	19	852.1.172.1A	2	29	856.1.064.2A	10	7
826.1.012.1A	10	11	830.1.195.1A	22	20	852.1.099.1A	31	11	852.1.173.1A	13	2	856.1.071.1A	12	9
827.1.096.1A	38	15	830.1.229.2A	20	9	852.1.103.1A	26	4	852.1.174.1A	2	31	856.1.074.2A	13	20
827.1.097.1A	38	5	840.2.001.1A	14	19	852.1.104.1A	6	11	852.1.176.1A	14	28	860.1.004.1A	10	23
827.1.139.2B	18	8	840.2.001.1A	15	16	852.1.104.1B	6	11	852.1.176.1A	5	22	861.5.003.1A	26	30
827.1.157.1A	40	6	840.2.002.1B	14	17	852.1.104.1C	6	11	852.1.195.1A	5	17	863.1.002.1A	12	14
827.1.161.1A	31	10	840.2.002.1B	15	14	852.1.104.1D	6	11	852.1.195.1A	9	28	866.1.037.1A	36	11
827.1.186.1A	40	4	841.1.001.1C	35	8	852.1.104.1E	6	11	852.1.197.1A	13	13	866.1.040.1A	36	3
827.1.191.2A	23	26	841.1.002.2A	4	2	852.1.104.1F	6	11	852.5.001.1A	23	18	866.1.058.1A	19	30
827.1.211.1A	30	26	841.1.017.1A	22	19	852.1.104.1G	6	11	852.5.004.1C	17	18	866.1.058.1A	40	3
827.1.241.1A	16	27	847.4.002.1A	31	9	852.1.104.1H	6	11	852.5.005.1A	9	18	872.1.019.1A	32	6
827.1.255.1A	19	17	848.4.026.1A	33	15	852.1.104.1I	6	11	852.5.023.1A	14	23	872.1.026.1A	30	18
827.1.256.1A	19	33	848.4.027.1A	33	13	852.1.104.1J	6	11	852.5.023.1A	15	22	872.1.031.1A	32	18
829.1.061.1C	27	9	850.1.005.1A	29	11	852.1.104.1K	6	11	852.5.024.1A	2	5	873.1.039.1A	9	33
829.1.099.1D	22	7	850.4.016.1A	38	4	852.1.104.1L	6	11	852.5.024.1A	27	17	875.1.038.2A	33	16
829.1.109.1B	35	1	851.1.001.1B	4	9	852.1.104.1M	6	11	852.5.024.1A	28	8	875.1.052.1A	35	12
829.1.132.1B	28	22	851.1.004.1A	3	31	852.1.104.1N	6	11	852.5.024.1A	29	2	875.1.053.1A	35	11
829.1.136.1A	23	12	851.1.013.1A	8	11	852.1.105.1AB	3	26	852.5.024.1A	5	27	875.1.065.1A	1c	3
829.1.141.1B	28	27	851.1.019.1A	6	12	852.1.105.1AD	3	26	852.5.026.1A	10	37	876.1.066.1A	34	14
829.1.235.1A	15	31	851.4.001.1A	4	5	852.1.105.1AG	3	26	853.1.002.1A	9	9	876.1.082.1A	34	1
829.1.236.1A	38	3	852.1.001.1A	32	12	852.1.108.1AH	3	1	853.1.003.1A	11	27	877.1.039.1A	29	16
829.1.275.1A	17	26	852.1.002.1A	32	12	852.1.108.1AL	3	1	853.1.003.1A	12	2	877.1.049.1A	27	15
829.1.283.1B	20	11	852.1.003.1A	32	12	852.1.108.1AN	3	1	853.1.004.1A	9	11	877.1.069.1A	28	13
829.1.285.1A	20	12	852.1.005.1A	2	14	852.1.116.1A	31	37	856.1.001.1A	3	6	877.2.002.1A	34	7
829.1.296.1A	37	1	852.1.008.1A	5	10	852.1.117.1A	31	35	856.1.031.1A	3	16	881.1.010.1C	12	18
830.1.091.2A	16	19	852.1.053.2A	2	2	852.1.118.1A	17	30	856.1.042.1A	30	5	881.1.012.1A	2	32
830.1.144.1A	11	20	852.1.065.1A	31	2	852.1.120.1A	9	32	856.1.062.2A	8	16	881.1.023.1A	14	27

INDEX

CODE No.	Drwg.	POS. N.	CODE No.	Drwg.	POS. N.	CODE No.	Drwg.	POS. N.	CODE No.	Drwg.	POS. N.	CODE No.	Drwg.	POS. N.
881.1.030.1A	11	26	88700.5665	1	27	88713.2103	1	3	88765.1126N	1b	7	88765.1375BF	1	9
881.1.030.1A	5	25	88700.5749	1	20	88713.2133	1	26	88765.1126P	1b	10	88765.1375CF	1	9
881.1.035.1A	22	21	88713.0123	1	5	88713.2282	1	30	88765.1126Q	1b	5	88765.1375DF	1	9
881.1.042.1A	20	8	88713.0137	1	11	88713.2355	1	1	88765.1126R	1b	3	88765.1375EF	1	9
881.2.001.1A	4	19	88713.0262	1	29	88713.2362	1	32	88765.1126S	1b	22	893.1.005.1A	5	15
882.1.003.1A	8	14	88713.0844	1	33	88765.0999	1	16	88765.1126T	1b	23	893.4.005.1A	27	11
882.1.006.1A	2	16	88713.0874	1	6	88765.1000	1	15	88765.1126T	1c	16	893.4.005.1A	29	22
882.1.012.1A	12	15	88713.0875	1	8	88765.1005	1	15	88765.1126U	1b	20	894.2.009.1A	9	19
884.1.005.1A	24	25	88713.0879	1	7	88765.1006	1	15	88765.1126V	1b	8	895.4.001.2A	36	15
884.4.007.1A	32	7	88713.1010	1a	7	88765.1058	1	13	88765.1126Z	1b	1	8A00.67997	29	39
884.4.011.1A	7	2	88713.1058	1a	9	88765.1073	1b	21	88765.1241	1c	0	8A00.69056	24	13
884.4.012.1A	37	3	88713.1062	1a	1	88765.1074	1b	21	88765.1242	1c	0	913.7.084.1M	38	11
884.5.008.1A	25	11	88713.1072	1a	6	88765.1075	1b	21	88765.1243	1c	0	914.7.023.1A	1b	2
884.5.034.1A	2	22	88713.1078	1	12	88765.1076	1b	21	88765.1244	1c	0	914.7.023.1B	1b	2
884.5.034.1A	8	6	88713.1079	1	14	88765.1077	1b	21	88765.1245	1c	0	914.7.023.1C	1b	2
886.4.003.1A	11	23	88713.1091	1	21	88765.1086	1	22	88765.1297	1	23	914.7.023.1D	1b	2
886.4.011.1A	36	21	88713.1096	1a	8	88765.1126	1b	6	88765.1298	1	18	914.7.023.1E	1b	2
886.4.021.1A	16	24	88713.1215	1	34	88765.1126A	1b	4	88765.1369A	1b	24	930.1.004.1A	26	5
886.4.022.1A	16	23	88713.1344	1a	3	88765.1126B	1b	12	88765.1369B	1b	24	930.1.005.1A	24	19
886.4.028.1A	15	28	88713.1429	1	35	88765.1126C	1b	11	88765.1369C	1b	24	930.4.022.1A	10	13
886.4.035.1A	11	8	88713.1515	1a	5	88765.1126D	1b	14	88765.1369D	1b	24	930.4.023.1A	3	14
886.4.037.1A	9	4	88713.1749	1	24	88765.1126E	1b	9	88765.1369E	1b	24	930.4.034.1A	5	18
886.4.043.1A	4	27	88713.1994	1	25	88765.1126F	1b	13	88765.1371	1b	25	930.4.035.1A	4	16
886.4.060.1A	13	11	88713.2011	1	17	88765.1126G	1b	17	88765.1372	1b	26	930.4.049.1A	3	30
886.4.090.1A	5	14	88713.2036	1	19	88765.1126H	1b	16	88765.1373	1b	27	930.4.061.1A	13	7
886.5.015.1A	35	2	88713.2092	1	28	88765.1126L	1b	19	88765.1374	1b	28	93781.1824	33	2
88700.5644	1	31	88713.2096	1	2	88765.1126M	1b	18	88765.1375AF	1	9	93783.1524	11	11

INDEX

CODE No.	Drwg.	POS. N.	CODE No.	Drwg.	POS. N.	CODE No.	Drwg.	POS. N.	CODE No.	Drwg.	POS. N.	CODE No.	Drwg.	POS. N.
93784.2030	5	9												
93785.1830	10	16												
93823.0128	4	32												
93823.2018	4	30												
93823.3156	10	34												
93827.0114	10	28												
93827.0114	5	12												
93827.0114	9	22												
94247.0014	10	5												
94247.0014	11	15												
94247.0014	5	19												
98112.0002	1	4												