





***Spare parts catalogue MONSTER 620 i.e. CAPIREX U.S.A.***

***DUCATI***MONSTER





<b>DUCATI</b> MOTORHOLDING 	<b>MONSTER 620</b> i.e. CAPIREX	<b>M.Y. '04</b>	<b>U.S.A.</b>
Spare Sparts Department	P.N. 91512151A	Marzo - March '04	Edizione - Edition 00
<b>DUCATI</b> MOTORHOLDING 	<b>MONSTER 620</b> i.e. CAPIREX	<b>M.Y. '04</b>	<b>U.S.A.</b>
Spare Sparts Department	P.N. 91512151A	Marzo - March '04	Edizione - Edition 00
<b>DUCATI</b> MOTORHOLDING 	<b>MONSTER 620</b> i.e. CAPIREX	<b>M.Y. '04</b>	<b>U.S.A.</b>
Spare Sparts Department	P.N. 91512151A	Marzo - March '04	Edizione - Edition 00
<b>DUCATI</b> MOTORHOLDING 	<b>MONSTER 620</b> i.e. CAPIREX	<b>M.Y. '04</b>	<b>U.S.A.</b>
Spare Sparts Department	P.N. 91512151A	Marzo - March '04	Edizione - Edition 00



**GENERAL INFORMATION**

The present spare parts order exactly the right spare parts

When ordering specify:

1) the part's code number followed by its description; quantity needed;

2) the motorcycle's serial number, stamped on the steering head.

Reference to right and left apply to the vehicle in terms of its direction of movement.

Spare parts drawings are general and do not represent the part.

The contents of this catalogue are general and can undergo changes without prior notice.

**VALIDITY**

**f.m.** Until V.I.N.  
**d.m.** From V.I.N.  
**f.m.m.** Up to engine number  
**d.m.m.** From engine number

**Ducati Motor Holding S.p.A.**  
*Commercial and Administration Office:*  
*Via A. Cavalieri Ducati n. 3*  
*40132 Bologna, Italy*  
*Telefono 051 6413111*  
*Fax 051 406580*  
*Internet [www.ducati.com](http://www.ducati.com)*

CATALOGUE No: 915.1.215.1A  
ISSUED: 03 - 04

CATALOGUE No: 915.1.215.1A  
ISSUED: 03 - 04

PAINTS

Colore	Codice
Paint	Code
Vernis	Code PPG
Slacken	Code
Lacas	Codice

"Rosso Anniversary DUCATI"

473.101

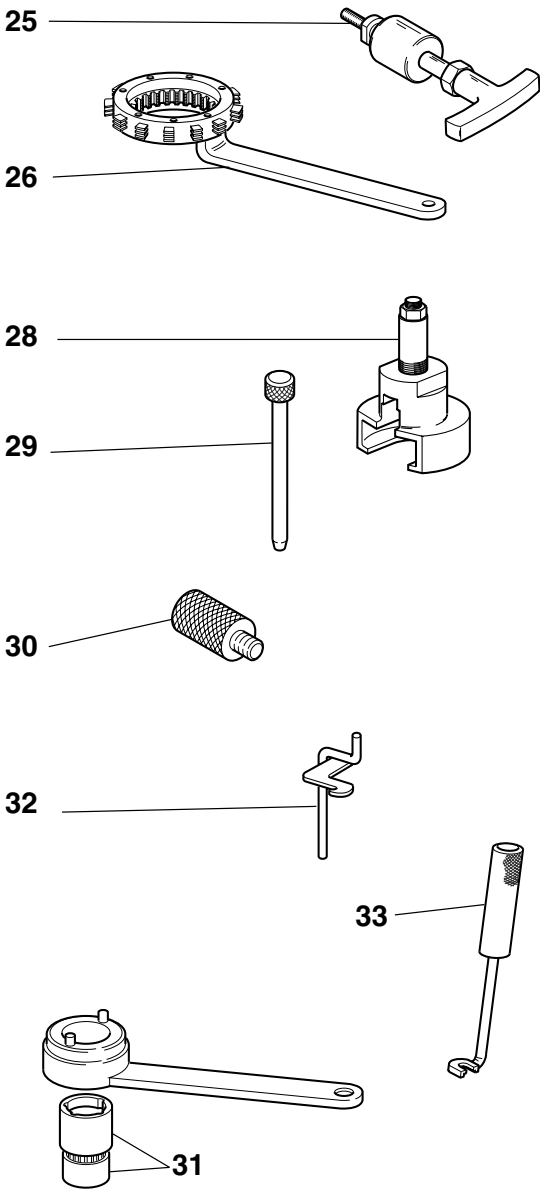
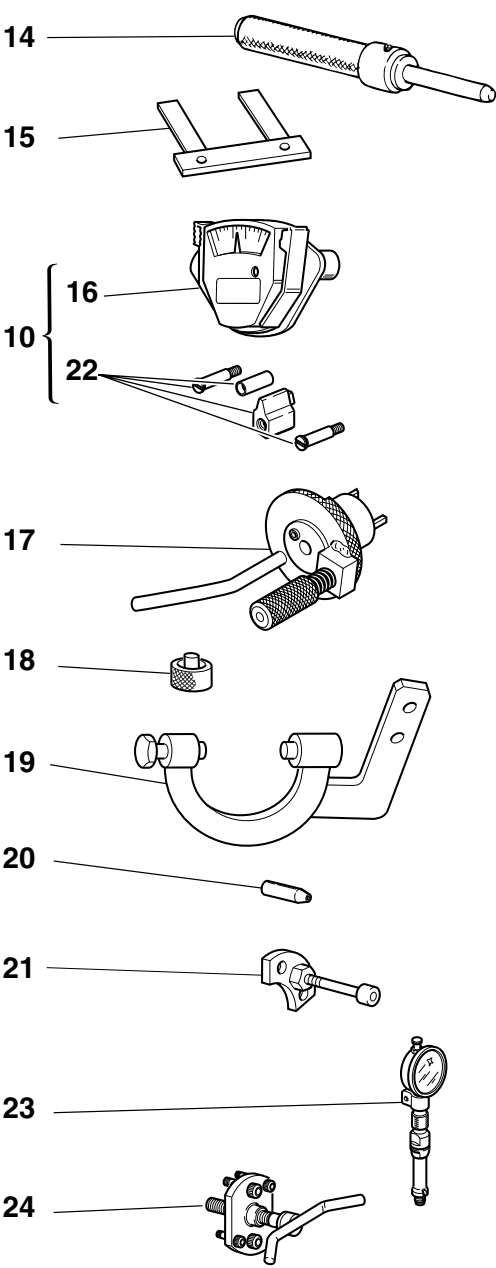
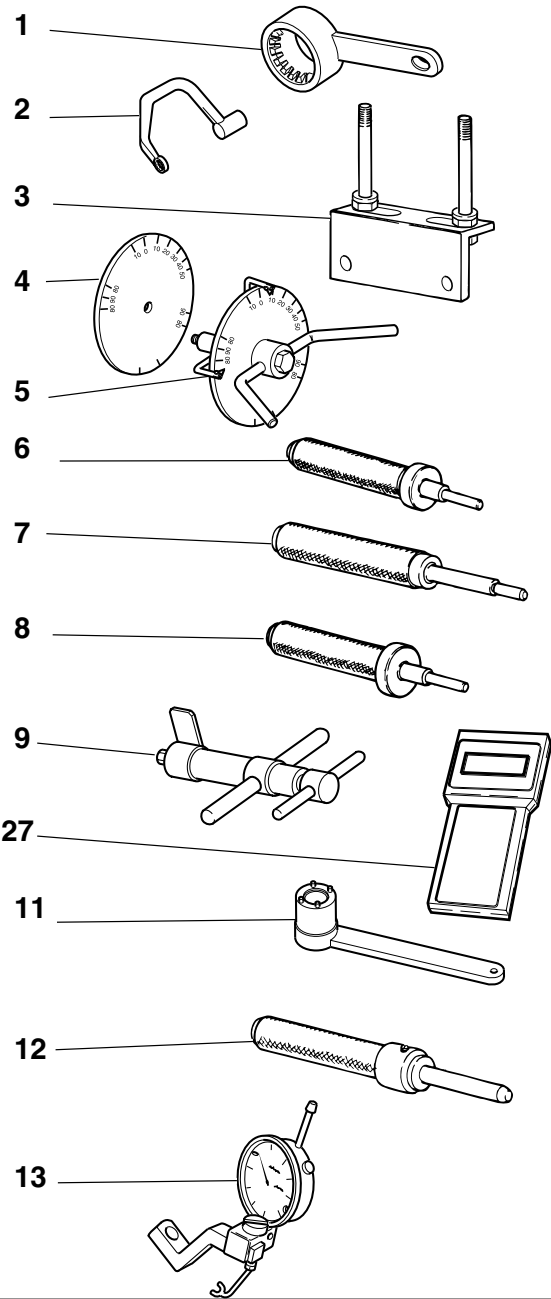


page	CONTENTS
4 001	WORKSHOP SPECIAL TOOLS
6 001a	WORKSHOP SPECIAL TOOLS
8 001b	DIAGNOSIS TESTER MATHESIS
10 001c	WORKSHOP SPECIAL TOOLS
12 002	GEARCHANGE
14 003	GEAR-BOX
16 004	CLUTCH
18 005	CLUTCH COVER
20 006	CRANKSHAFT
22 007	CYLINDERS - PISTONS
24 008	TIMING
26 009	FILTERS AND OIL PUMP
28 010	HALF CRANKCASES
30 011	ALTERNATOR COVER
32 012	ELECTRIC STARTER AND IGNITION
34 013	HEAD : TIMING
36 014	VERTICAL HEAD
38 015	HORIZONTAL HEAD
40 016	INLET DICT
42 017	STANDS
44 018	ELECTRIC SYSTEM
46 019	BATTERY BOX MOUNT
48 020	EXHAUST SYSTEM
50 021	INSTRUMENT PANEL
52 022	FRONT HEAD-LIGHT
54 023	PLATE HOLDER - REAR LIGHT
56 024	FRONT FORK
58 025	FRONT AND REAR WHEELS
60 026	HANDLEBAR AND CONTROLS
62 027	CLUTCH CONTROL
64 028	FRONT BRAKE
66 029	REAR BRAKE
68 030	FRAME
70 031	GEARCHANGE LEVER - FOOT REST
72 032	SWINGARM AND CHAIN
74 033	REAR SUSPENSION
76 034	AIR INDUCTIO AND OIL VENT
78 035	FUEL TANK
80 036	FUEL SYSTEM
82 037	SEAT
84 038	HEADLIGHT FAIRING
86 039	FUEL INFEED
88 040	MARKING PLATES

DRAWING

001

WORKSHOP SPECIAL TOOLS






DRAWING 001 WORKSHOP SPECIAL TOOLS

NOTES	NO.	CODE NO.	DESCRIPTION	VALIDITY	Q.TY	
	1	88713.2107	Wrench for holding timing belt rollers ring nuts		1	
	2	88713.2096	Head nuts holder wrench		1	
	3	88713.2103	Head mounting base		1	
	4	98112.0002	Degree wheel		1	
	5	88713.0123	Degree wheel holder tool for ignition advance check		1	
	6	88713.0874	Exhaust valve guide punch tool		1	
	7	88713.0879	Punch tool to extract valve guide		1	
	8	88713.0875	Intake valve guide punch tool		1	
	9	88713.1215	Torque wrench for timing belt		1	
	10	051.2.001.1A	Torque wrench for timing belt		1	
	11	88713.0137	Crankshaft gear holder wrench for tightening nut		1	
	12	88713.1078	Punch tool for driving exhaust valve seat		1	
	13	88765.1058	Valve lift gauge		1	
	14	88713.1079	Punch tool for driving intake valve seat		1	
	15	88765.1000	Fork feeler gauge 0.1 mm		1	
	15	88765.1005	Fork feeler gauge 0.2 mm		1	
	15	88765.1006	Fork feeler gauge 0.3 mm		1	
	16	88765.0999	Timing belt control gauge		1	
	17	88713.2011	Tool to hold crankshaft in TDC position		1	
	18	88765.1322	Spacer for checking lower valve shim		1	
	19	88713.2036	Flywheel Wrench		1	
	20	88700.5749	Crankcases assembling cap		1	
	21	88713.1091	Plate for positioning gear engagement fork		1	
	22	88765.1086	Conversion kit for 2V belts tensioning tool		1	
	23	88765.1297	T.D.C. control gauge		1	
	24	88713.1749	Drive roller puller		1	
	25	88713.1994	Rocker shaft extractor		1	

CATALOGUE No: 915.1.215.1A  
ISSUED: 03 - 04

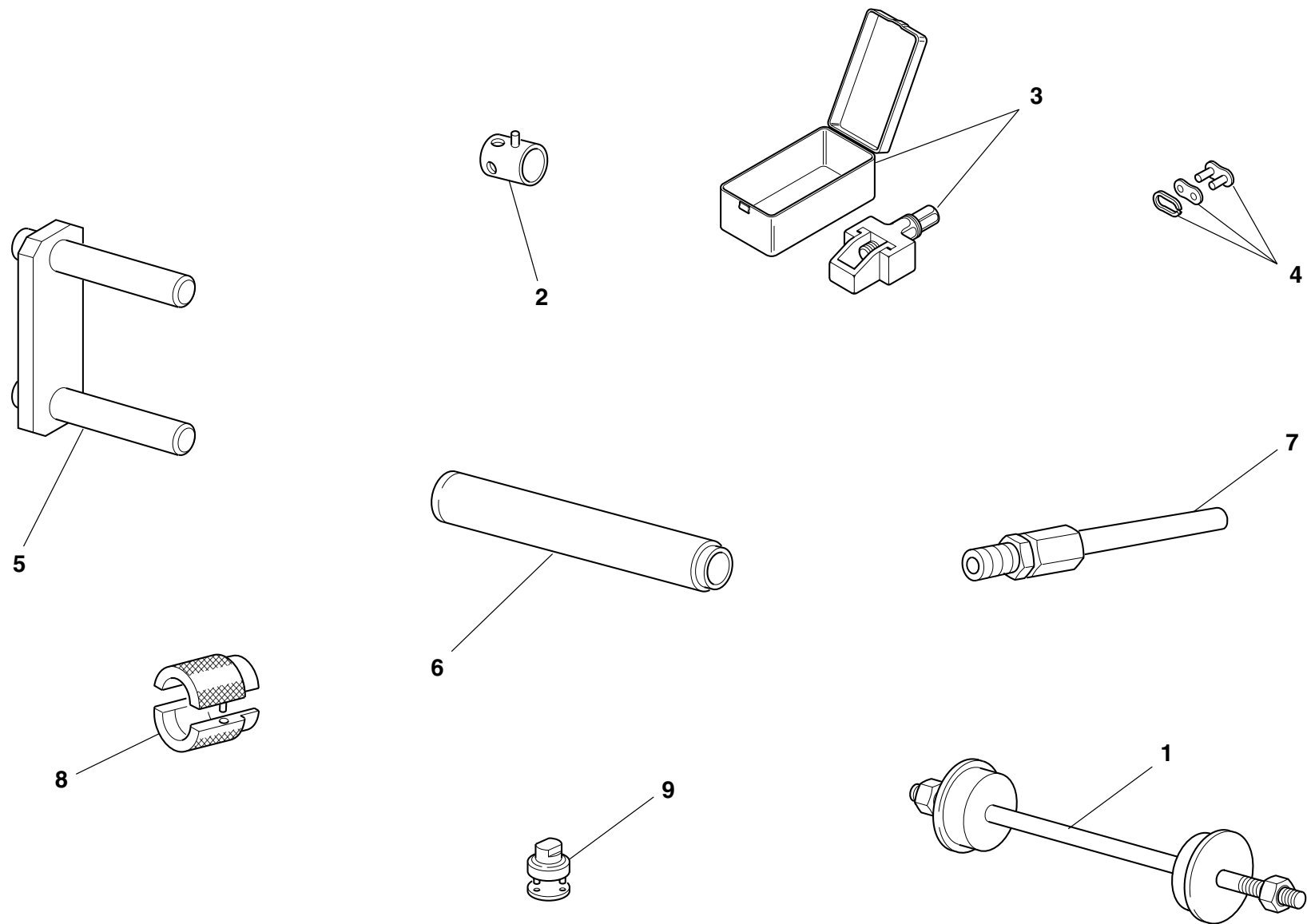
NOTES	NO.	CODE NO.	DESCRIPTION	VALIDITY	Q.TY	
	26	88713.2133	Wrench to hold clutch housing drum steady		1	
	27	88765.1375AF	Check instrument		1	
GB	27	88765.1375BF	Check instrument		1	
D	27	88765.1375CF	Check instrument		1	
F	27	88765.1375DF	Check instrument		1	
E	27	88765.1375EF	Check instrument		1	
	28	88713.2092	Extractor for primary drive gear		1	
	29	88713.0262	Pin for assembling rocker arms		1	
	30	88713.2009	Belt roller timing of two-valve head		1	
	31	88700.5644	Wrench for camshaft pulley ring nut adjustment		1	
	32	88713.2362	Tool for assembling closing rocker and spring		1	
	33	88713.0844	Half-rings mounting punch tool		1	
	34	88713.2107	Wrench for holding timing belt rollers ring nuts		1	

CATALOGUE No: 915.1.215.1A  
ISSUED: 03 - 04


DRAWING

**001a**

WORKSHOP SPECIAL TOOLS

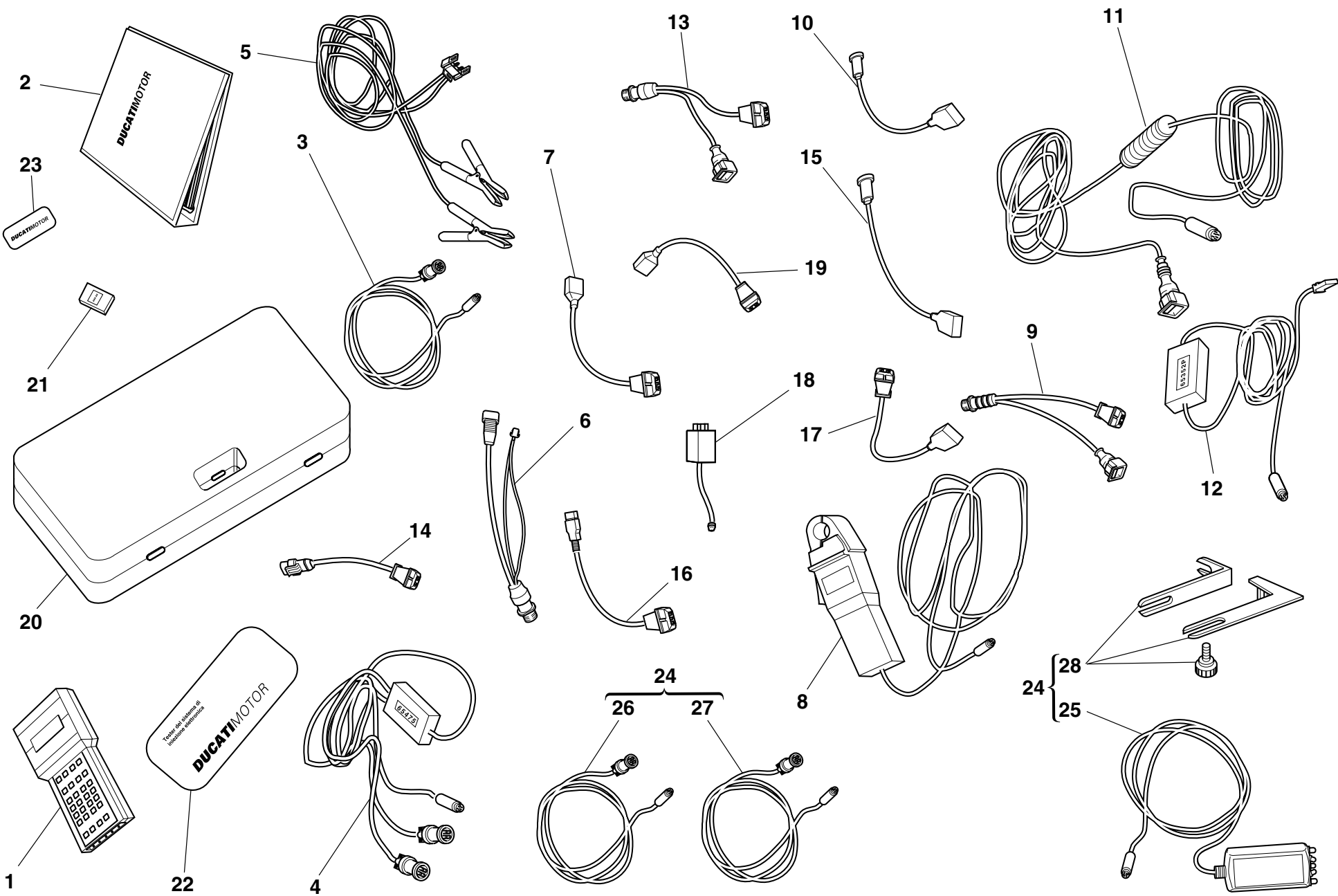


DRAWING 001a WORKSHOP SPECIAL TOOLS

NOTES	NO.	CODE NO.	DESCRIPTION	VALIDITY	Q.TY	
	1	88713.1062	Tool for assembling the steering head bearings		1	
	2	8000.70139	Wrench for front wheel spindle		1	
	3	88713.1344	Tool for assembling chain		1	
	4	677.4.003.1A	Coupling		1	
	5	88713.1515	Frame/engine mount		1	
	6	88713.1072	Stopper for driving the half bearing of the steering head base		1	
	7	88713.1010	Union for exhaust gas suction		1	
	8	88713.1096	Tool for overhauling SHOWA forks - assembling seal ring		1	
	9	88713.1058	Wrench for assembling the steering head cap		1	

NOTES	NO.	CODE NO.	DESCRIPTION	VALIDITY	Q.TY	
-------	-----	----------	-------------	----------	------	---

DRAWING 001b DIAGNOSIS TESTER MATHESIS




DRAWING

001b

DIAGNOSIS TESTER MATHESIS

NOTES	NO.	CODE NO.	DESCRIPTION	VALIDITY	Q.TY	
	1	88765.1126Z	Bare Mathesis		1	
	2	914.7.023.1A	Italian manual		1	
	2	914.7.023.1B	English manual		1	
	2	914.7.023.1C	German manual		1	
	2	914.7.023.1D	Franch manual		1	
	2	914.7.023.1E	Spanish manual		1	
	3	88765.1126R	Main cable Mathesis		1	
	4	88765.1126A	Pickup Control cable		1	
	5	88765.1126Q	Battery mains cable		1	
	6	88765.1126	Mains cable adapter for self diagnosis		1	
	7	88765.1126N	Sensor for absolute pressure sampling		1	
	8	88765.1126V	Amperometer plier		1	
	9	88765.1126E	Adapter for 3 wires Pickup test cable		1	
	10	88765.1126P	Sensor for air temperature sampling		1	
	11	88765.1126C	Cable for potentiometer adjustement		1	
	12	88765.1126B	Test cable and speed indicator adjustement		1	
	13	88765.1126F	Adapter for 2 wires Pickup test cable		1	
	14	88765.1126D	Adapter for potentiometer adjustement		1	
	15	552.4.028.1A	Sensor for small throttle potentiometer sampling		1	
	16	88765.1126H	Sensor for throttle potentiomer sampling		1	
	17	88765.1126G	Sensor for air/water temperature sampling		1	
	18	88765.1126M	Sfety remote switch		1	
	19	88765.1126L	2 Wires sampling Pickup sensor		1	
	20	88765.1126U	Case with sponge		1	
	21	88765.1073	Italian memory card		1	
	21	88765.1074	English memory card		1	
	21	88765.1075	German memory card		1	

CATALOGUE No: 915.1.215.1A  
ISSUED: 03 - 04

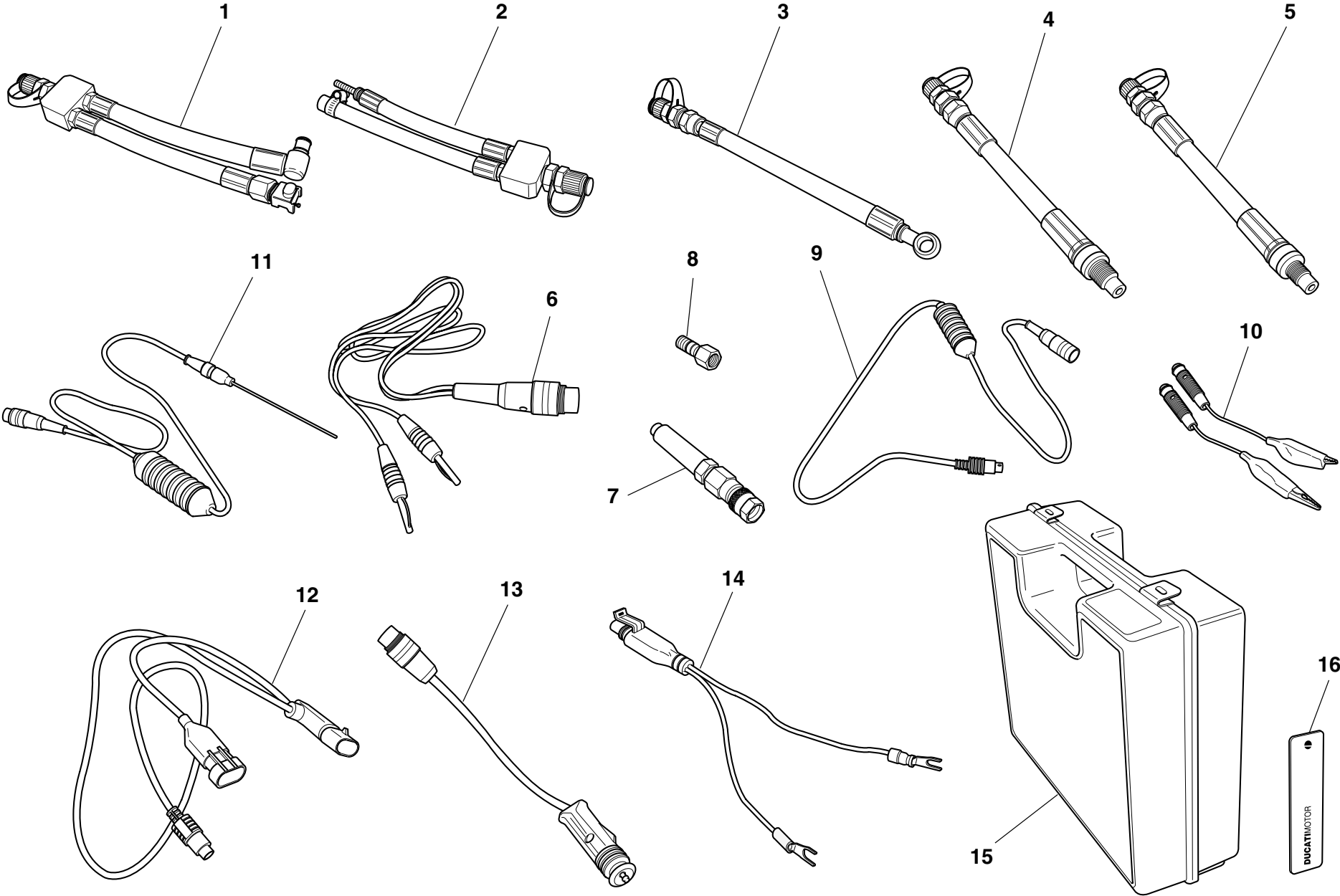
NOTES	NO.	CODE NO.	DESCRIPTION	VALIDITY	Q.TY	
	21	88765.1076	French memory card		1	
	21	88765.1077	Spanish memory card		1	
	22	88765.1126S	DUCATI sticker for case		1	
	23	88765.1126T	DUCATI sticker RH/LH side		1	
	24	88765.1369A	Belt tensioning kit		1	
GB	24	88765.1369B	Belt tensioning kit		1	
D	24	88765.1369C	Belt tensioning kit		1	
F	24	88765.1369D	Belt tensioning kit		1	
E	24	88765.1369E	Belt tensioning kit		1	
	25	88765.1371	Sensor		1	
	26	88765.1372	Main cable		1	
	27	88765.1373	Cable extension		1	
	28	88765.1374	Bracket		1	

CATALOGUE No: 915.1.215.1A  
ISSUED: 03 - 04

DRAWING

001c


WORKSHOP SPECIAL TOOLS



DRAWING

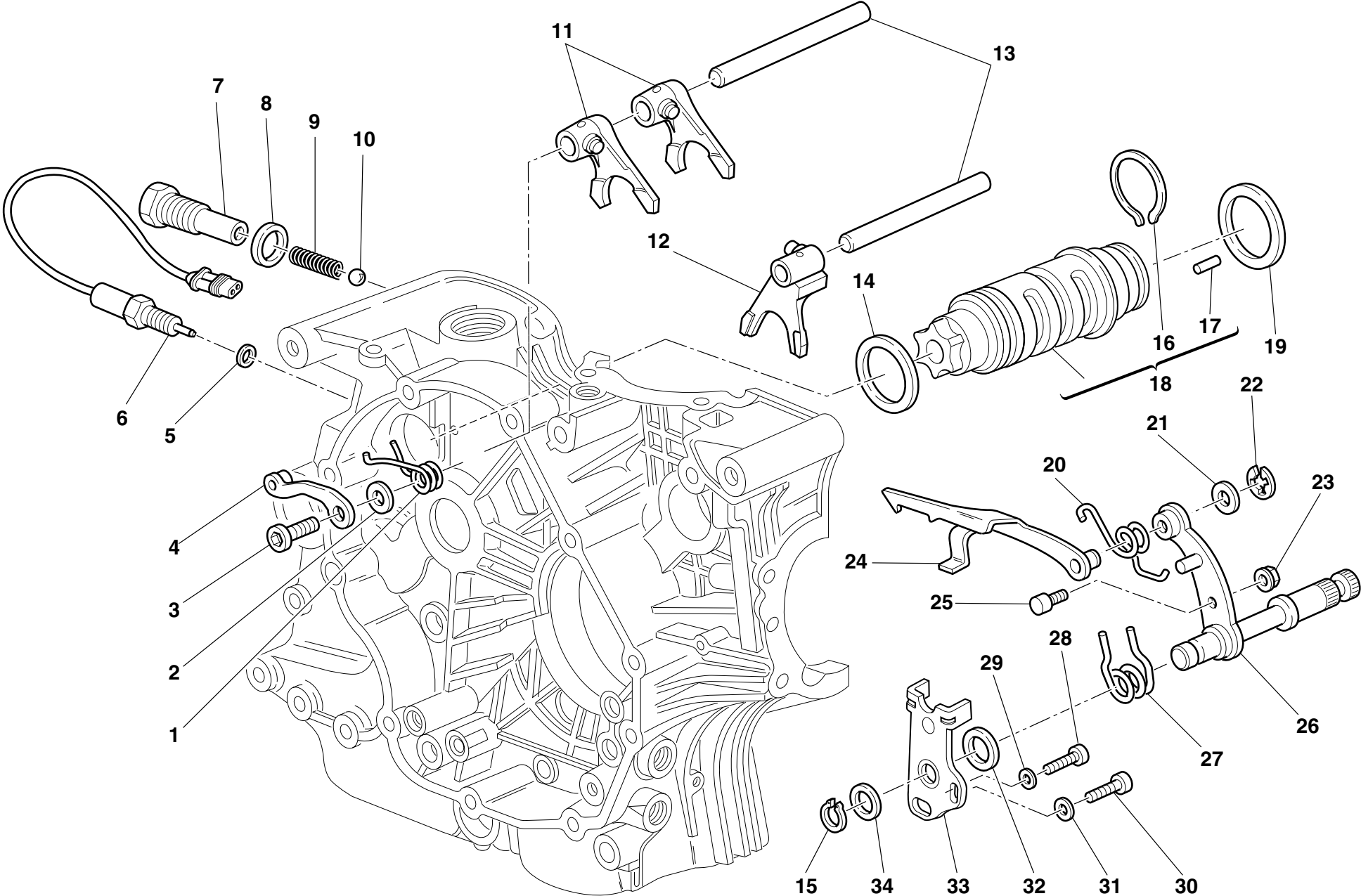
001c

WORKSHOP SPECIAL TOOLS

NOTES	NO.	CODE NO.	DESCRIPTION	VALIDITY	Q.TY	
	-	88765.1241	Check intrument		1	
GB	-	88765.1242	Check intrument		1	
D	-	88765.1243	Check intrument		1	
F	-	88765.1244	Check intrument		1	
E	-	88765.1245	Check intrument		1	
	1	590.1.189.1A	Fuel pressure line HS.		1	
	2	590.1.190.1A	Fuel pressure line ST/SS/M.		1	
	3	875.1.065.1A	Oil pressure line		1	
	4	552.1.037.1A	Fitting - cylinder compression M12		1	
	5	552.1.038.1A	Fitting - cylinder compression M10		1	
	6	514.1.037.1A	Cable Volt PF DUC 21		1	
	7	552.1.039.1A	Pressure sensor		1	
	8	814.1.114.1A	Oil pressure fitting		1	
	9	514.1.032.1A	Cable for supplementary tests		1	
	10	514.1.035.1A	Red clamp cable		1	
	10	514.1.036.1A	Black clamp cable		1	
	11	552.1.040.1A	Temperature probe		1	
	12	514.1.034.1A	Main cable PF A621		1	
	13	514.1.033.1A	Electric lighter connection adapter (ST)		1	
	14	514.1.038.1A	Battery connection adapter		1	
	15	698.1.033.1A	Red case with sponge rubber		1	
	16	88765.1126T	DUCATI sticker RH/LH side		2	


NOTES	NO.	CODE NO.	DESCRIPTION	VALIDITY	Q.TY	
-------	-----	----------	-------------	----------	------	---

DRAWING 002 GEARCHANGE






DRAWING **002** **GEARCHANGE**

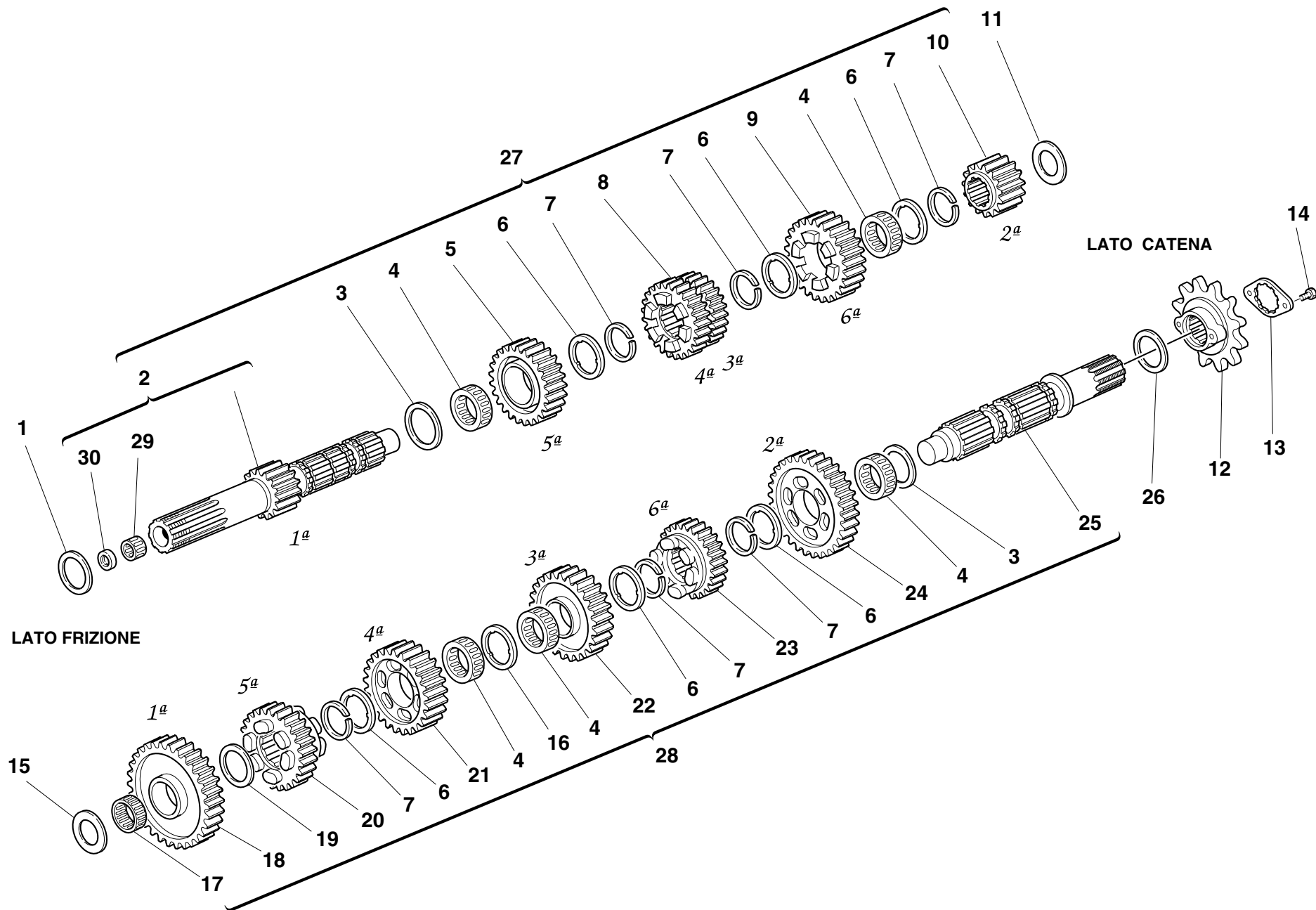
NOTES	NO.	CODE NO.	DESCRIPTION	VALIDITY	Q.TY	
	1	799.1.049.1A	Return spring		1	
	2	852.1.053.2A	Washer		1	
	3	779.1.039.1A	Special screw		1	
	4	455.2.003.1A	Gear stopper assembly		1	
	5	852.5.024.1A	Gasket th.1		1	
	6	539.1.021.1A	Switch		1	
	7	779.1.203.2A	Push rod holder		1	
	8	0272.91.090	Gasket		1	
	9	0660.13.143	Gear selector spring		1	
	10	76835.1134	Ball		1	
	11	0340.13.075	1st,4th-2nd,3rd gear selector fork		2	
	12	0340.13.080	5th,6th gear selector fork		1	
	13	0660.13.070	Fork pin		2	
	14	852.1.005.1A	Shim th. 1		1	
	14	852.1.093.1A	Shim th. 0.9		1	
	15	73500.1542	Circlip		1	
	16	882.1.006.1A	Needle retaining ring (square cross-section)		1	
	17	821.1.070.1A	Special roller (square cross-section)		6	
	18	182.2.018.1A	Complete gearbox drum		1	
	19	0660.13.060	Shim th. 1		1	
	19	852.1.094.1A	Shim th. 0.9		1	
	20	799.1.025.1A	Fork return spring		1	
	21	0400.09.050	Shim th. 0.5		1	
	21	0765.92.205	Shim th. 0.2		2	
	22	884.5.034.1A	Ring		1	
	23	748.1.040.1A	Nut		1	
	24	180.1.008.1A	Gearbox drum control fork		1	

CATALOGUE No: 915.1.215.1A  
ISSUED: 03 - 04


NOTES	NO.	CODE NO.	DESCRIPTION	VALIDITY	Q.TY	
	25	0660.13.165	Gearchange lever pin		1	
	26	821.1.001.1A	Pin with gearchange lever		1	
	27	0799.13.110	Gearchange lever return spring		1	
	28	771.5.067.8B	Screw		1	
	29	852.1.172.1A	Washer		1	
	30	771.5.123.8B	Screw		1	
	31	852.1.174.1A	Washer		1	
	32	881.1.012.1A	Centering ring		1	
	33	826.1.009.1A	Stopper plate		1	
	34	0400.29.125	Shim th. 0.2		2	
	34	0400.29.126	Shim th. 0.5		1	

CATALOGUE No: 915.1.215.1A  
ISSUED: 03 - 04


DRAWING 003 GEAR-BOX



DRAWING **003** GEAR-BOX

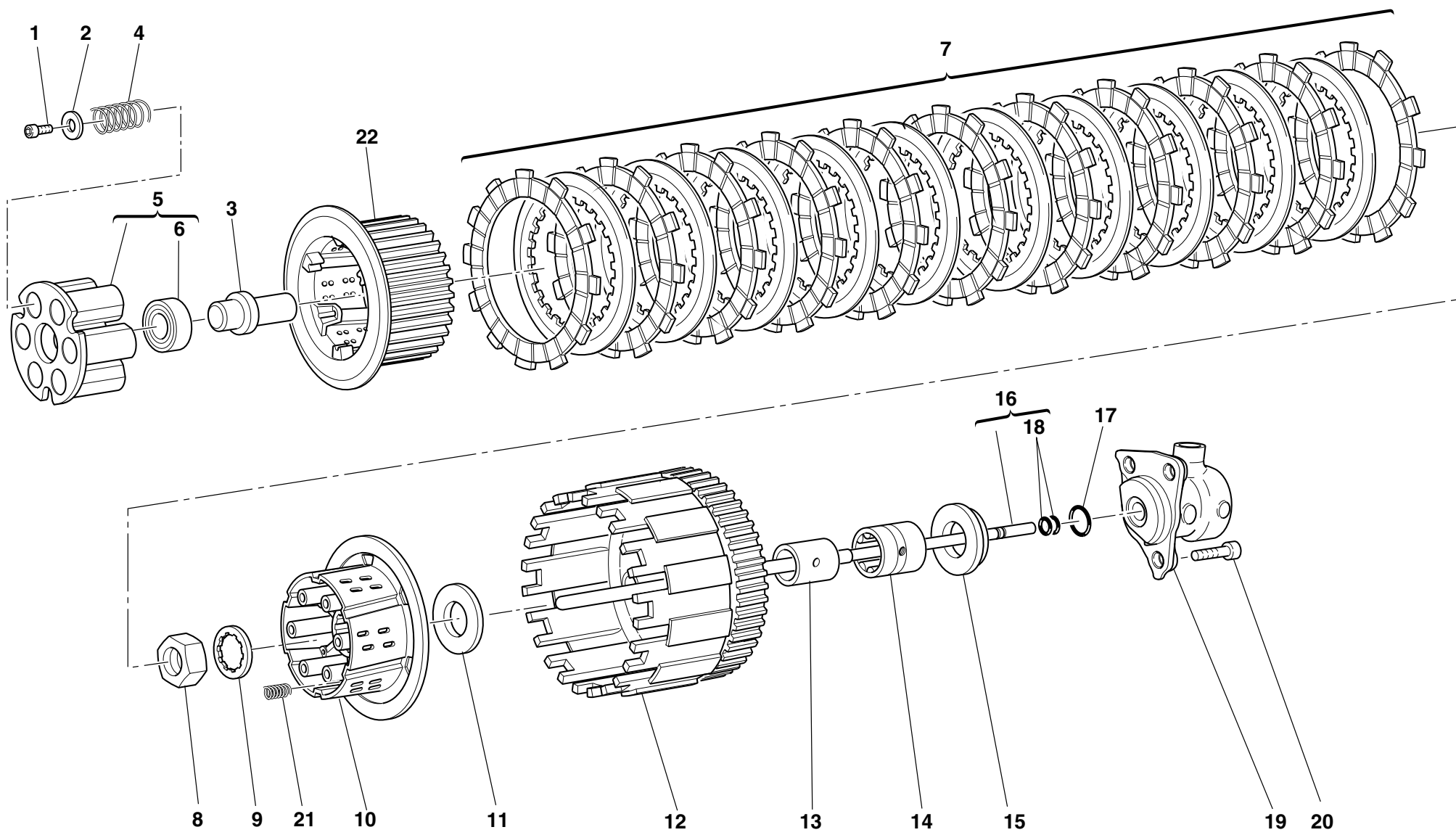
NOTES	NO.	CODE NO.	DESCRIPTION	VALIDITY	Q.TY	
	1	0251.47.050	Shim th. 1		1	
	1	0251.47.054	Shim th. 1.2		1	
	1	852.1.108.1AH	Shim th. 0.9		1	
	1	852.1.108.1AL	Shim th. 1,1		1	
	1	852.1.108.1AN	Shim th. 1,3		1	
	2	149.1.033.1A	Gearbox main shaft		1	
	3	0670.16.150	Shim th. 0.5		2	
	4	701.4.005.1A	Needle bearing		5	
	5	172.1.110.1A	Driving gear 5th sp.		1	
	6	856.1.001.1A	Grooved washer th. 0.5		6	
	7	0670.16.145	Snap ring		6	
	8	172.1.109.1A	Driving gear 3rd/4th sp.		1	
	9	172.1.111.1A	Driving gear 6th sp.		1	
	10	172.1.108.1A	Driving gear 2nd sp.		1	
	11	0670.16.163	Shim th. 1.8		1	
	11	0670.16.184	Shim th. 1		1	
	11	713.1.014.1A	Shim th. 1.5		1	
	11	713.1.014.1B	Shim th. 1.7		1	
	11	713.1.014.1E	Shim th. 1.6		1	
	11	713.1.014.1F	Shim th. 1.9		1	
	12	449.1.043.2A	Chain sprocket Z=15		1	
	13	826.1.011.1A	Sprocket keep plate		1	
	14	8A00.67997	Screw		2	
	15	0670.16.164	Shim th. 2		1	
	15	0670.16.165	Shim th. 2.2		1	
	15	0670.16.184	Shim th. 1		1	
	15	0670.16.185	Shim th. 1.2		1	

CATALOGUE No: 915.1.215.1A  
ISSUED: 03 - 04


NOTES	NO.	CODE NO.	DESCRIPTION	VALIDITY	Q.TY	
	15	713.1.011.1A	Shim th. 2.3		1	
	15	713.1.014.1A	Shim th. 1.5		1	
	15	713.1.014.1E	Shim th. 1.6		1	
	16	856.1.031.1A	Grooved washer th. 0.5		1	
	17	76402.0002	Needle bearing		1	
	18	172.1.112.1A	Driven gear 1st sp.		1	
	19	0670.16.155	Shim th. 1		1	
	20	172.1.116.1A	Driven gear 5th sp.		1	
	21	172.1.115.1A	Driven gear 4th sp.		1	
	22	172.1.114.1A	Driven gear 3rd sp.		1	
	23	172.1.117.1A	Driven gear 6th sp.		1	
	24	172.1.113.1A	Driven gear 2nd sp.		1	
	25	149.1.034.1A	Gearbox lay shaft		1	
	26	0670.16.170	Shim th. 0.8		1	
	26	0670.16.171	Shim th. 1		1	
	26	852.1.105.1AB	Shim th. 0.9		1	
	26	852.1.105.1AD	Shim th. 1,1		1	
	26	852.1.105.1AG	Shim th. 0.7		1	
	27	150.2.061.1A	Complete main shaft		1	
	28	150.2.062.1A	Gearbox lay shaft		1	
	29	702.5.044.1A	Needle bearing		1	
	30	93783.0812	Seal ring		1	

CATALOGUE No: 915.1.215.1A  
ISSUED: 03 - 04

DRAWING 004 CLUTCH

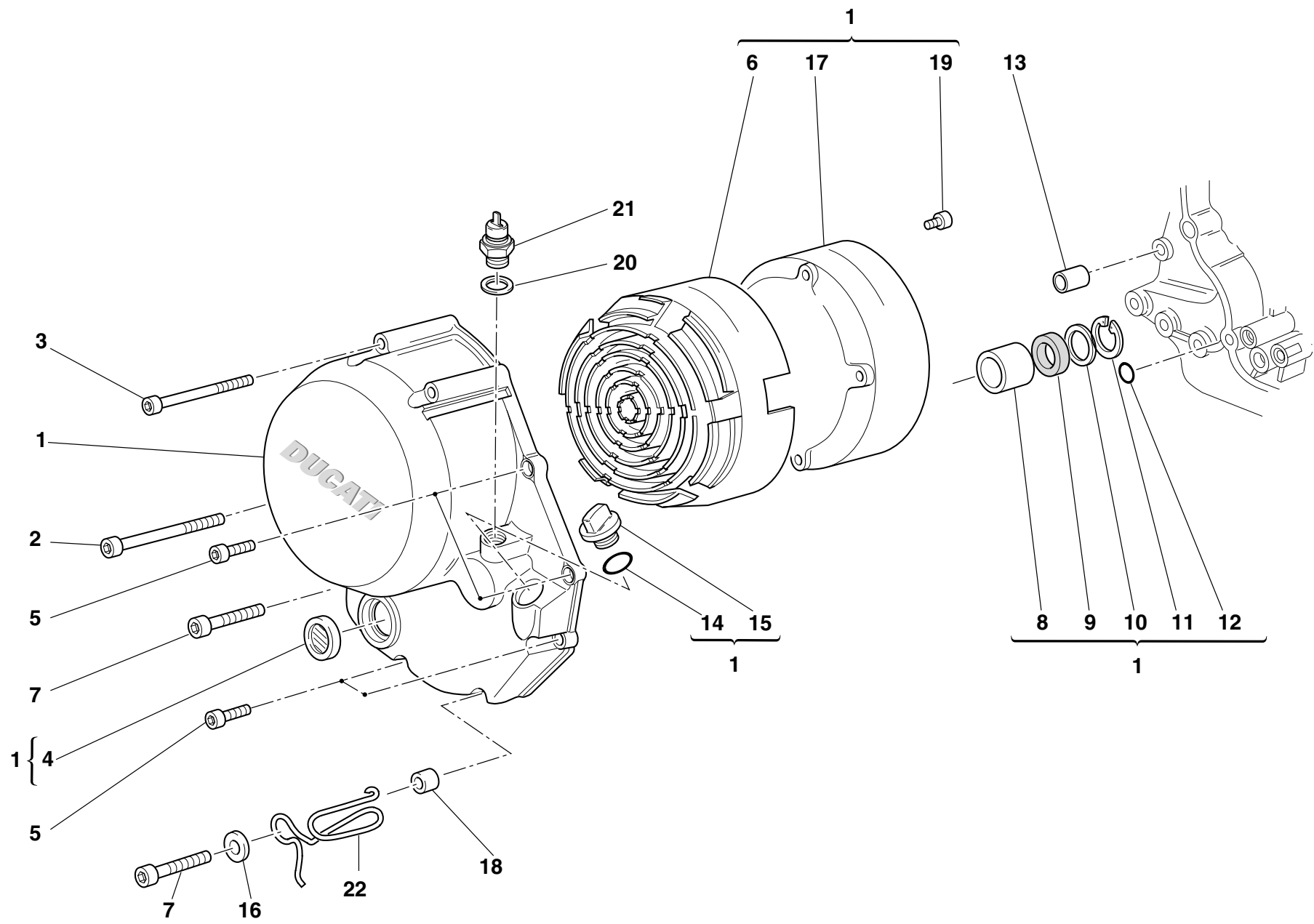


DRAWING **004** **CLUTCH**


NOTES	NO.	CODE NO.	DESCRIPTION	VALIDITY	Q.TY	
	1	771.5.065.8B	Screw		6	
	2	852.1.177.1A	Washer		6	
	3	818.1.015.1A	Clutch control pin		1	
	4	797.1.022.1A	Clutch spring		6	
	5	194.2.020.1A	Pressure plate		1	
	6	702.5.038.1A	Bearing		1	
	7	190.2.015.1A	Clutch plates set		1	
	8	750.1.007.1A	Nut		1	
	9	851.1.020.1A	Lock washer		1	
	10	196.1.024.1A	Clutch drum		1	
	11	856.1.014.1A	Shim		1	
	12	170.2.031.1B	Primary drive gears pair		1	
	13	881.1.026.1A	Inner ring		1	
	14	702.5.015.1A	Bearing		1	
	15	713.1.119.1A	Spacer		1	
	16	117.2.007.1A	Clutch control rod		1	
	17	886.4.043.1A	O-ring		1	
	18	93823.2018	O-ring		2	
	19	195.4.003.1A	Piston assembly		1	
	20	60N107335	Screw		3	
	21	797.1.017.1A	Spring		3	
	22	196.1.025.1A	Hub		1	

NOTES	NO.	CODE NO.	DESCRIPTION	VALIDITY	Q.TY	
-------	-----	----------	-------------	----------	------	---

DRAWING 005 CLUTCH COVER



DRAWING **005** CLUTCH COVER

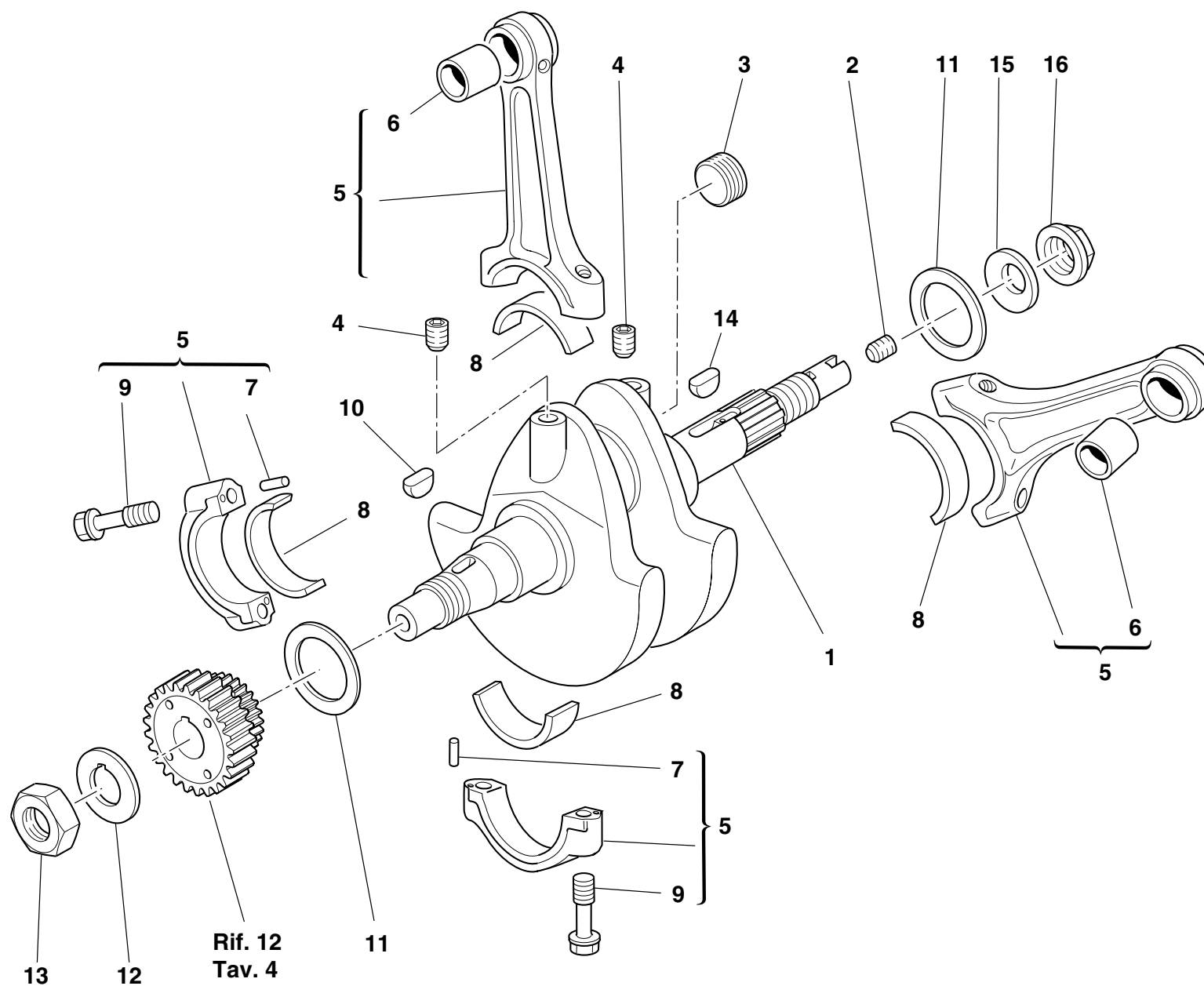
NOTES	NO.	CODE NO.	DESCRIPTION	VALIDITY	Q.TY	
	1	243.2.028.2AC	Cover clutch side		1	
	2	771.5.083.8B	Screw		1	
	3	771.5.081.8B	Screw		3	
	4	254.4.001.1A	Oil level sight glass		1	
	5	771.5.069.8B	Screw		4	
	6	486.1.051.1A	Panel (BLACK)		1	
	7	771.5.072.8B	Screw		2	
	8	0665.49.680	Bush		1	
	9	93784.2030	Seal ring		1	
	10	852.1.008.1A	Shim th. 0.5		1	
	11	73503.3075	Gear Circlip tool		1	
	12	93827.0114	O-ring		1	
	13	0400.49.240	Locating bush		1	
	14	886.4.090.1A	O-ring		1	
	15	893.1.005.1A	Cap		1	
	16	852.1.176.1A	Washer		1	
	17	243.1.029.1A	Cover		1	
	18	713.1.241.1A	Spacer		1	
	19	773.1.001.1A	Screw		6	
	20	852.1.195.1A	Gasket th.2		1	
	21	539.4.030.1A	Switch		1	
	22	881.1.030.1A	Holder		1	

NOTES	NO.	CODE NO.	DESCRIPTION	VALIDITY	Q.TY	
-------	-----	----------	-------------	----------	------	---

DRAWING


006

## CRANKSHAFT






DRAWING **006** **CRANKSHAFT**

NOTES	NO.	CODE NO.	DESCRIPTION	VALIDITY	Q.TY	
	1	146.2.089.1A	Crankshaft		1	
	2	779.1.109.1A	Special screw		1	
	3	780.1.016.1A	Cap		1	
	4	72121.2106	Threaded dowel		2	
	5	158.2.018.1A	Connecting rods pair		1	
	6	0660.47.290	Standard bush		2	
	7	74224.0570	Pin		4	
	8	0660.47.230	Standard half-bearing		4	
	9	779.1.007.2A	Special screw		4	
	10	74172.1008	Woodruff key		1	
	11	852.1.104.1A	Shim th. 1.9		1	
	11	852.1.104.1B	Shim th. 1.95		1	
	11	852.1.104.1C	Shim th. 2		1	
	11	852.1.104.1D	Shim th. 2,05		1	
	11	852.1.104.1E	Shim th. 2,1		1	
	11	852.1.104.1F	Shim th. 2,15		1	
	11	852.1.104.1G	Shim th. 2.2		1	
	11	852.1.104.1H	Shim th. 2.25		1	
	11	852.1.104.1I	Shim th. 2.3		1	
	11	852.1.104.1J	Shim th. 2.35		1	
	11	852.1.104.1K	Shim th. 2,4		1	
	11	852.1.104.1L	Shim th. 2,45		1	
	11	852.1.104.1M	Shim th. 2.5		1	
	11	852.1.104.1N	Shim th. 2.55		1	
	12	851.1.019.1A	Lock washer		1	
	13	0660.47.040	Nut		1	
	14	0755.29.025	Woodruff key		1	

CATALOGUE No: 915.1.215.1A  
ISSUED: 03 - 04

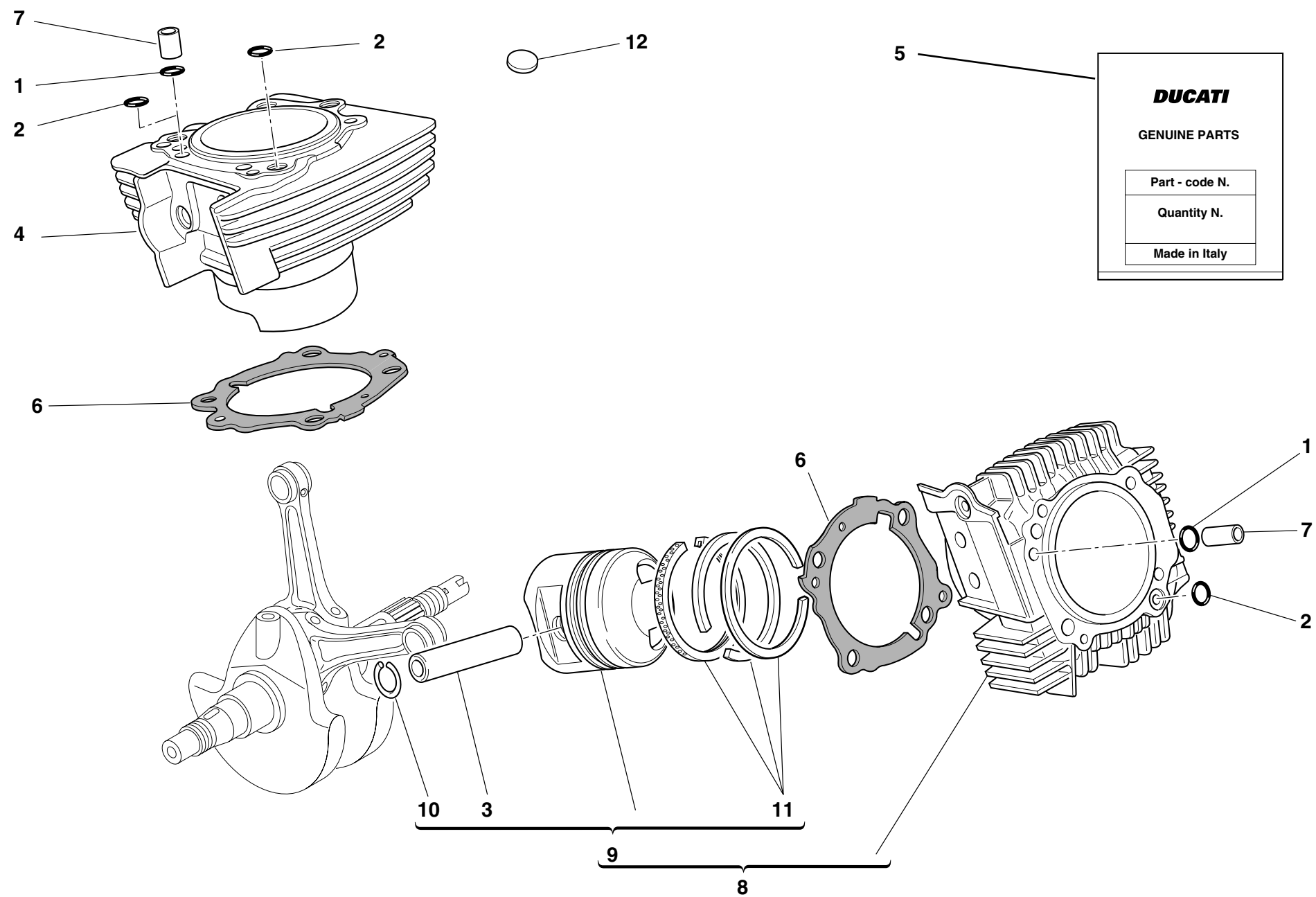
NOTES	NO.	CODE NO.	DESCRIPTION	VALIDITY	Q.TY	
	15	799.1.051.2A	Spring washer		1	
	16	750.1.012.2A	Nut		1	

CATALOGUE No: 915.1.215.1A  
ISSUED: 03 - 04

DRAWING

007


CYLINDERS - PISTONS



DRAWING

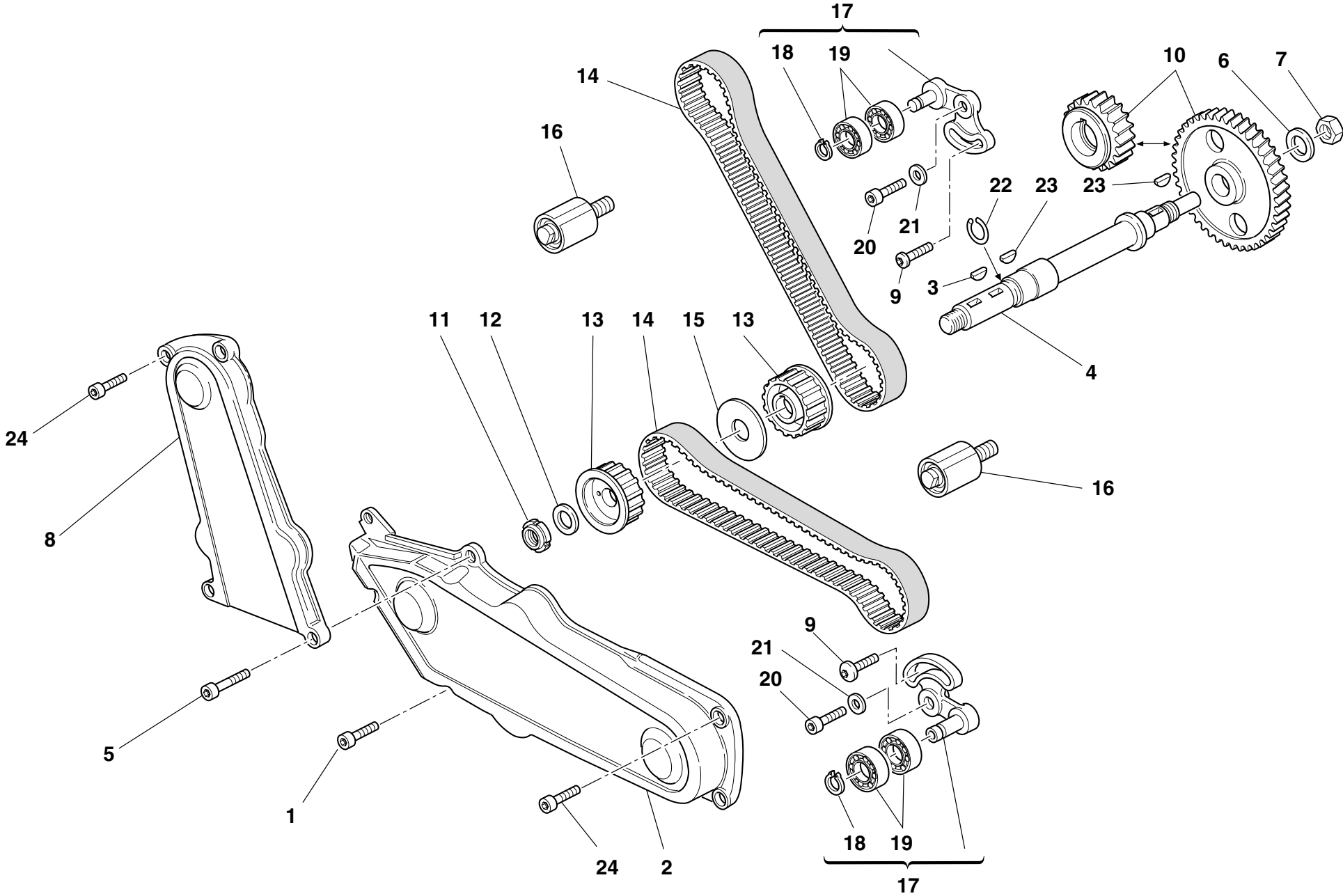
007

CYLINDERS - PISTONS

NOTES	NO.	CODE NO.	DESCRIPTION	VALIDITY	Q.TY	
	1	0400.17.030	O-ring		2	
	2	463.2.019.6A	O-ring		3	
	3	121.1.027.1A	Piston pin		2	
	4	120.2.076.2A	Vertical cylinder-piston fit		1	
	5	791.2.034.1A	Head-cylinder gaskets set		1	
	6	786.1.069.2A	Cylinder-crankcase gasket th. 0.4		2	
	7	0805.17.125	Bush		2	
	8	120.2.075.2A	Horizontal cylinder-piston fit		1	
	9	122.2.073.2A	Complete piston		2	
	10	884.4.017.1A	Piston pin circlip		4	
	11	121.2.023.1B	Piston rings set		2	
	12	700.1.027.1A	Vibration damper pad		47	

NOTES	NO.	CODE NO.	DESCRIPTION	VALIDITY	Q.TY	
-------	-----	----------	-------------	----------	------	---

DRAWING 008 TIMING

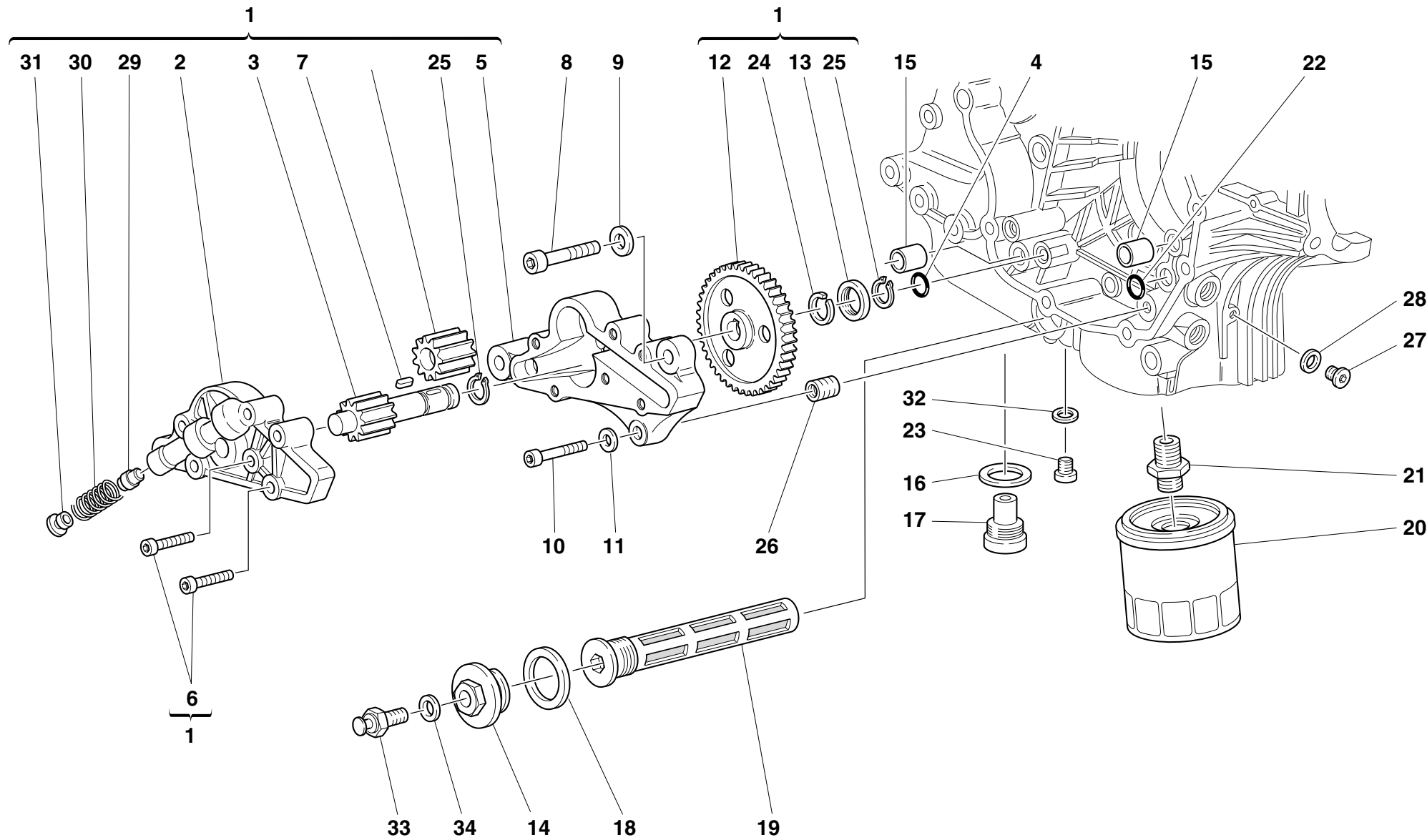


DRAWING 008 TIMING

NOTES	NO.	CODE NO.	DESCRIPTION	VALIDITY	Q.TY	
	1	771.5.067.8B	Screw		1	
	2	245.1.047.1A	Horizontal timing belt cover		1	
	3	74172.1008	Woodruff key		1	
	4	147.1.015.1A	Lay shaft		1	
	5	771.5.069.8B	Screw		2	
	6	851.1.013.1A	Lock washer		1	
	7	0124.40.060	Hexagon nut		1	
	8	245.1.048.1A	Vertical timing belt cover		1	
	9	772.1.010.3A	Screw		2	
	10	171.2.020.2B	Timing gears pair		1	
	11	72944.1542	Elastic-stop ring nut		1	
	12	852.1.173.1A	Washer		1	
	13	255.1.001.1B	Timing belt roller		2	
	14	737.4.007.2A	Timing drive toothed belt		2	
	15	856.1.002.2A	Belt roller separating washer sp. 2		1	
	16	451.1.025.1A	Fixed tensioner assembly		2	
	17	451.2.006.1A	Complete vertical cylinder tensioner roller		2	
	18	884.5.034.1A	Ring		2	
	19	702.4.069.1A	Bearing		4	
	20	771.5.123.8B	Screw		2	
	21	852.1.174.1A	Washer		2	
	22	882.1.003.1A	Snap ring		1	
	23	0755.29.025	Woodruff key		2	
	24	771.5.064.8B	Screw		4	

NOTES	NO.	CODE NO.	DESCRIPTION	VALIDITY	Q.TY	
-------	-----	----------	-------------	----------	------	---


DRAWING 009 FILTERS AND OIL PUMP



DRAWING **009** FILTERS AND OIL PUMP

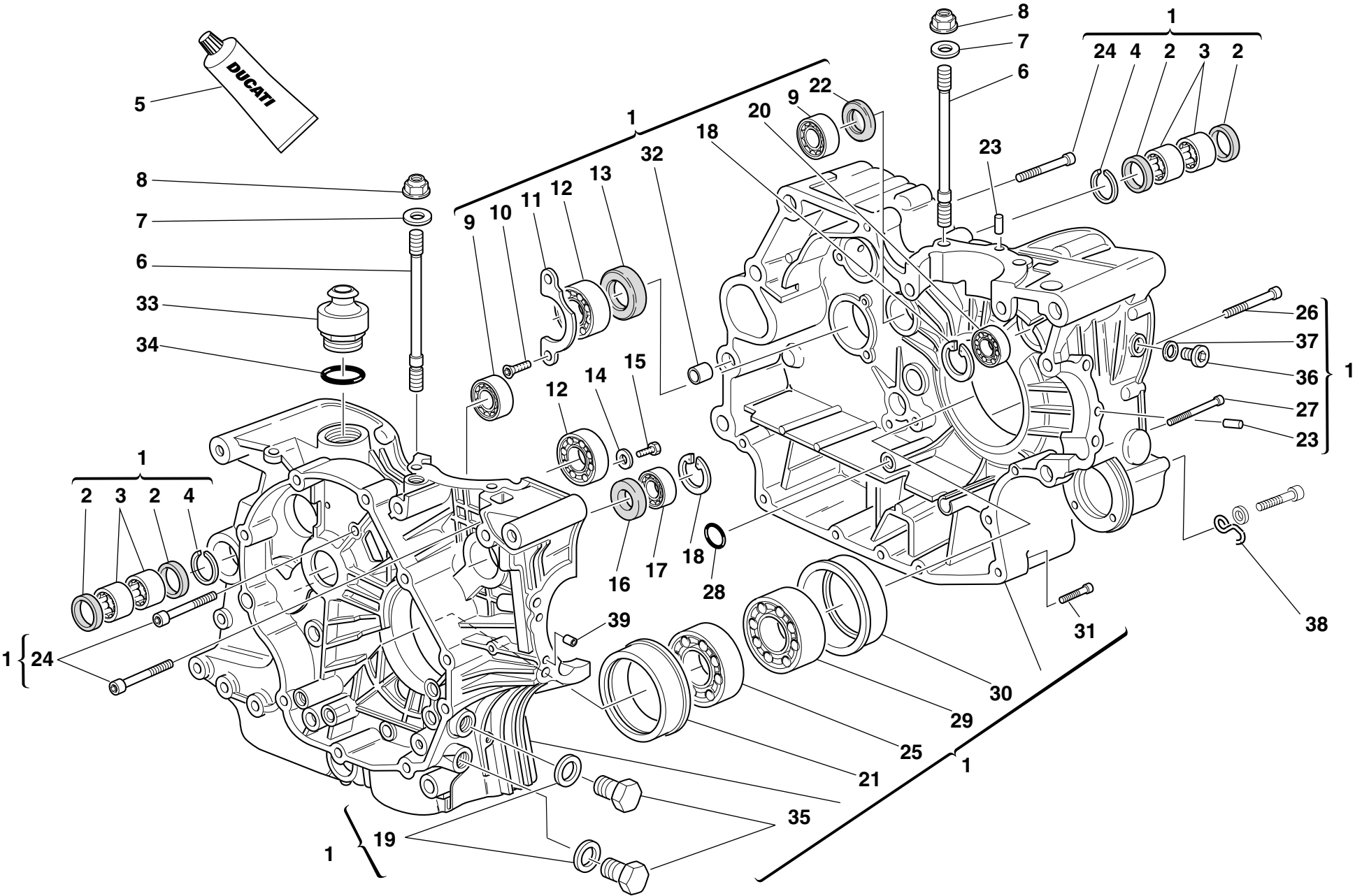
NOTES	NO.	CODE NO.	DESCRIPTION	VALIDITY	Q.TY	
	1	174.2.025.5A	Complete oil pump		1	
	2	247.1.174.1A	Pump cover		1	
	3	174.1.002.1A	Pump driving gear		1	
	4	886.4.037.1A	O-ring		1	
	5	250.1.038.1A	Pump body		1	
	6	773.5.069.8B	Screw		6	
	7	680.1.001.1B	Woodruff key		1	
	8	771.5.129.8B	Screw		2	
	9	853.1.002.1A	Spring washer		2	
	10	771.5.069.8B	Screw		1	
	11	853.1.004.1A	Spring washer		1	
	12	174.1.025.1A	Pump drive gear		1	
	13	710.1.001.1A	Bush		1	
	14	873.1.039.1A	Cap		1	
	15	0759.49.280	Locating bush		2	
	16	220.3.208.3A	Gasket		1	
	17	0660.49.053	Oil drain plug with magnet		1	
	18	852.5.005.1A	Gasket th.1,5		1	
	19	894.2.009.1A	Oil filter		1	
	20	444.4.003.4A	Oil filter cartridge		1	
	21	0670.49.910	Nipple		1	
	22	93827.0114	O-ring		1	
	23	779.1.198.2A	Cap		1	
	24	76267.0012	Snap ring		1	
	25	73500.1237	Circlip		2	
	26	0670.49.310	Reduction bush		1	
	27	779.1.162.2A	Cap		1	

CATALOGUE No: 915.1.215.1A  
ISSUED: 03 - 04

NOTES	NO.	CODE NO.	DESCRIPTION	VALIDITY	Q.TY	
	28	852.1.195.1A	Gasket th.2		1	
	29	593.1.018.1A	Bypass valve		1	
	30	799.1.055.1A	Bypass spring		1	
	31	780.1.018.1A	Bypass cap		1	
	32	852.1.120.1A	Aluminium gasket		1	
	33	552.1.045.2A	Thermistor		1	
	34	852.5.024.1A	Gasket th.1		1	

CATALOGUE No: 915.1.215.1A  
ISSUED: 03 - 04

DRAWING 010 HALF CRANKCASES






DRAWING **010** HALF CRANKCASES

NOTES	NO.	CODE NO.	DESCRIPTION	VALIDITY	Q.TY	
	1	225.2.076.2A	Complete half-crankcases pair		1	
	2	0755.49.265	Seal ring		4	
	3	76400.0004	Needle bearing		4	
	4	76266.2668	Snap ring		2	
	5	94247.0014	Fluid sealant		1	
	6	766.1.048.1A	Stud bolt for fastening head cylinder		8	
	7	856.1.064.2A	Special washer		8	
	8	748.1.038.1A	Nut		8	
	9	702.4.040.1A	Bearing		2	
	10	72094.1616	Screw		2	
	11	0367.49.275	Keep plate		1	
	12	75120.2567	Bearing		2	
	13	0660.49.268	Seal ring		1	
	14	713.1.140.1A	Spacer		2	
	15	770.5.250.8B	Screw		2	
	16	93785.1830	Seal ring		1	
	17	75794.1542	Bearing		1	
	18	73503.3380	Circlip		2	
	19	420.2.006.4A	Aluminium gasket		2	
	20	702.5.008.1A	Bearing		1	
	21	710.1.069.1A	Bearing holder bush		1	
	22	463.4.001.1A	Seal ring		1	
	23	860.1.004.1A	Locating dowel		2	
	24	771.5.136.8B	Screw		6	
	25	702.4.020.1A	Bearing		1	
	26	779.1.029.2A	Special screw		1	
	27	771.5.080.8B	Screw		1	

CATALOGUE No: 915.1.215.1A  
ISSUED: 03 - 04

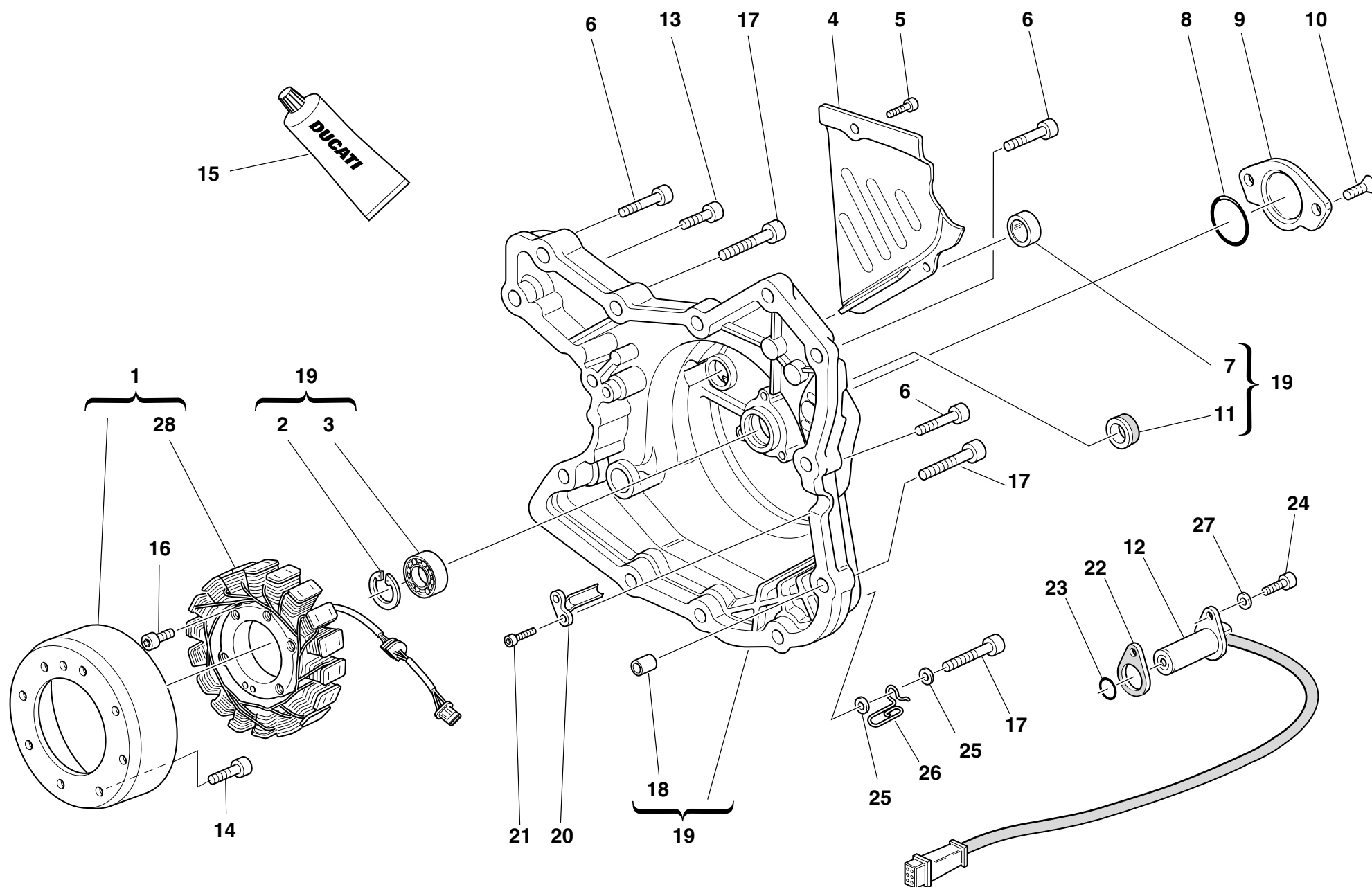
NOTES	NO.	CODE NO.	DESCRIPTION	VALIDITY	Q.TY	
	28	93827.0114	O-ring		1	
	29	75191.3380	Bearing		1	
	30	710.1.070.1A	Bearing holder bush		1	
	31	771.5.072.8B	Screw		5	
	32	711.1.095.1A	Bush		2	
	33	593.1.003.1B	Breather valve		1	
	34	93823.3156	O-ring		1	
	35	780.1.037.1A	Cap		2	
	36	779.1.182.2A	Special screw		1	
	37	852.5.026.1A	Aluminium gasket th.1,5		1	
	38	829.1.134.1A	Ring		1	
	39	711.1.128.1A	Bush		2	

CATALOGUE No: 915.1.215.1A  
ISSUED: 03 - 04

DRAWING

011


## ALTERNATOR COVER



DRAWING 011 ALTERNATOR COVER

NOTES	NO.	CODE NO.	DESCRIPTION	VALIDITY	Q.TY	
	1	264.4.014.3B	Generator "DENSO"		1	
	1	264.4.022.1A	Generator "KOKUSAN"		1	
	2	73503.3380	Circlip		1	
	3	702.5.008.1A	Bearing		1	
	4	247.1.083.1AE	Chain cover		1	
	5	771.5.064.2B	Screw		2	
	6	771.5.069.8B	Screw		9	
	7	254.1.001.1A	Oil level sight glass		1	
	8	886.4.035.1A	O-ring		1	
	9	247.1.002.1BC	Cover		1	
	10	777.5.049.8B	Screw		2	
	11	93783.1524	Seal ring		1	
	12	552.4.020.1A	Sensor		1	
	13	771.5.067.8B	Screw		2	
	14	779.4.075.1A	Screw		8	
	15	94247.0014	Fluid sealant		1	
	16	771.5.073.8B	Screw		3	
	17	771.5.071.8B	Screw		3	
	18	0400.49.240	Locating bush		2	
	19	242.2.045.1A	Generator cover		1	
	20	830.1.144.1A	Bracket		1	
	21	771.5.040.8B	Screw		2	
	22	788.1.066.1AA	Gasket th.0,6		1	
	22	788.1.066.1AB	Gasket th.0,8		1	
	22	788.1.066.1AC	Gasket th.1,0		1	
	23	886.4.003.1A	O-ring		1	
	24	771.5.066.8B	Screw		1	

CATALOGUE No: 915.1.215.1A  
ISSUED: 03 - 04

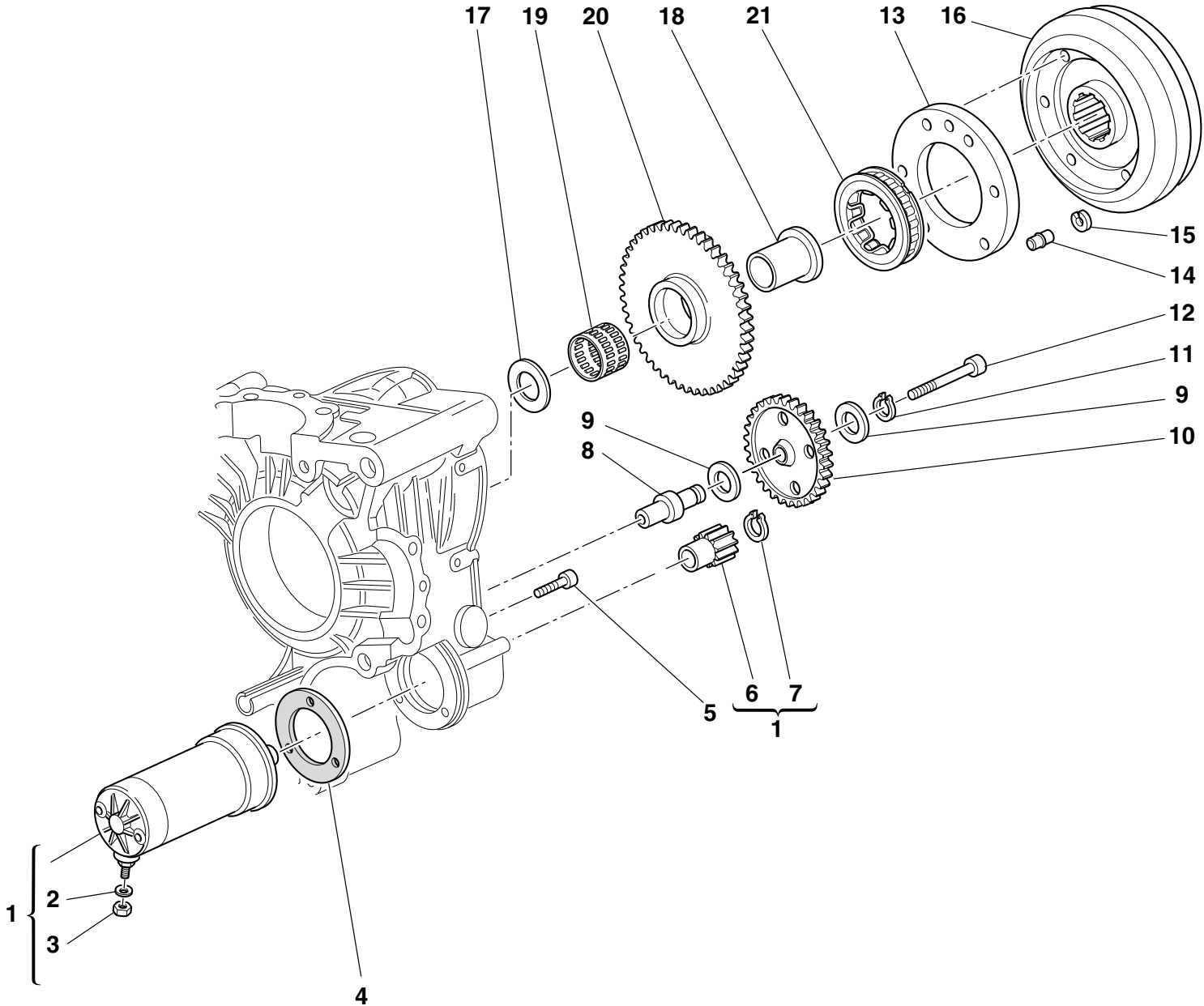
NOTES	NO.	CODE NO.	DESCRIPTION	VALIDITY	Q.TY	
	25	734306N01	Washer		2	
	26	881.1.030.1A	Holder		1	
	27	853.1.003.1A	Spring washer		1	

CATALOGUE No: 915.1.215.1A  
ISSUED: 03 - 04


DRAWING

**012**

**ELECTRIC STARTER AND IGNITION**



DRAWING **012** ELECTRIC STARTER AND IGNITION

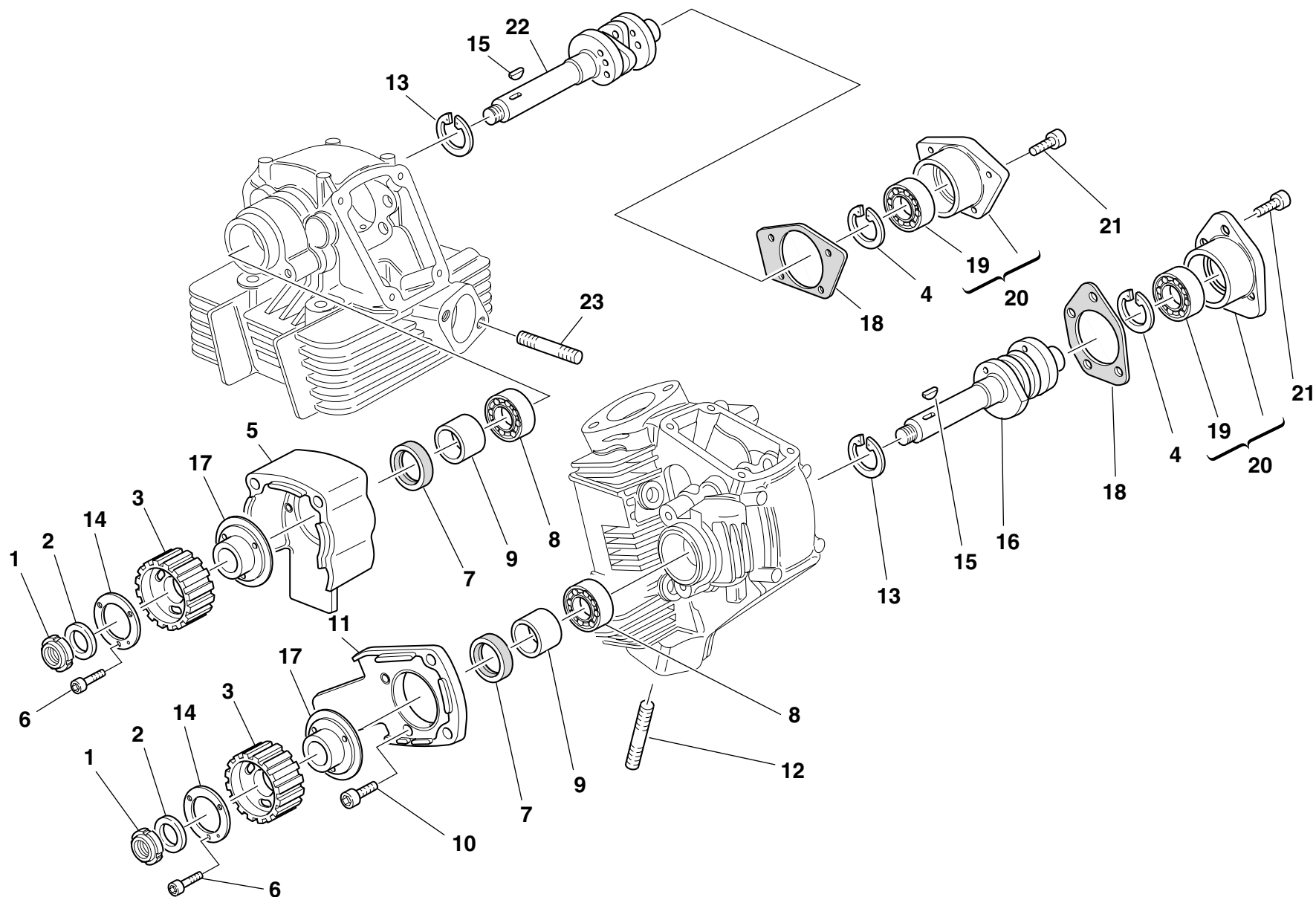
NOTES	NO.	CODE NO.	DESCRIPTION	VALIDITY	Q.TY	
	1	270.4.001.1A	Complete starter motor (8-9 included)		1	
	2	853.1.003.1A	Spring washer		1	
	3	750.1.121.1A	Nut		1	
	4	788.1.054.1A	Starter motor gasket		1	
	5	771.5.069.8B	Screw		3	
	6	176.1.001.1A	Starter motor sprocket		1	
	7	73500.1237	Circlip		1	
	8	0660.50.020	Intermediate gear pin		1	
	9	856.1.071.1A	Washer		2	
	10	176.1.009.1A	Intermediate gear assembly		1	
	11	73500.1440	Circlip		1	
	12	771.5.078.8B	Screw		1	
	13	160.1.057.1A	Flange		1	
	14	863.1.002.1A	Locating pin		1	
	15	882.1.012.1A	Check ring		1	
	16	276.1.025.1B	Ignition flywheel		1	
	17	0619.50.065	Washer		1	
	18	881.1.010.1C	Inner ring		1	
	19	701.4.003.1A	Needle bearing		1	
	20	173.1.012.3A	Electric starter driven gear		1	
	21	701.4.007.1A	Starter clutch		1	

NOTES	NO.	CODE NO.	DESCRIPTION	VALIDITY	Q.TY	
-------	-----	----------	-------------	----------	------	---


DRAWING

013

### HEAD : TIMING



DRAWING **013** HEAD : TIMING

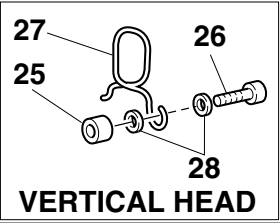
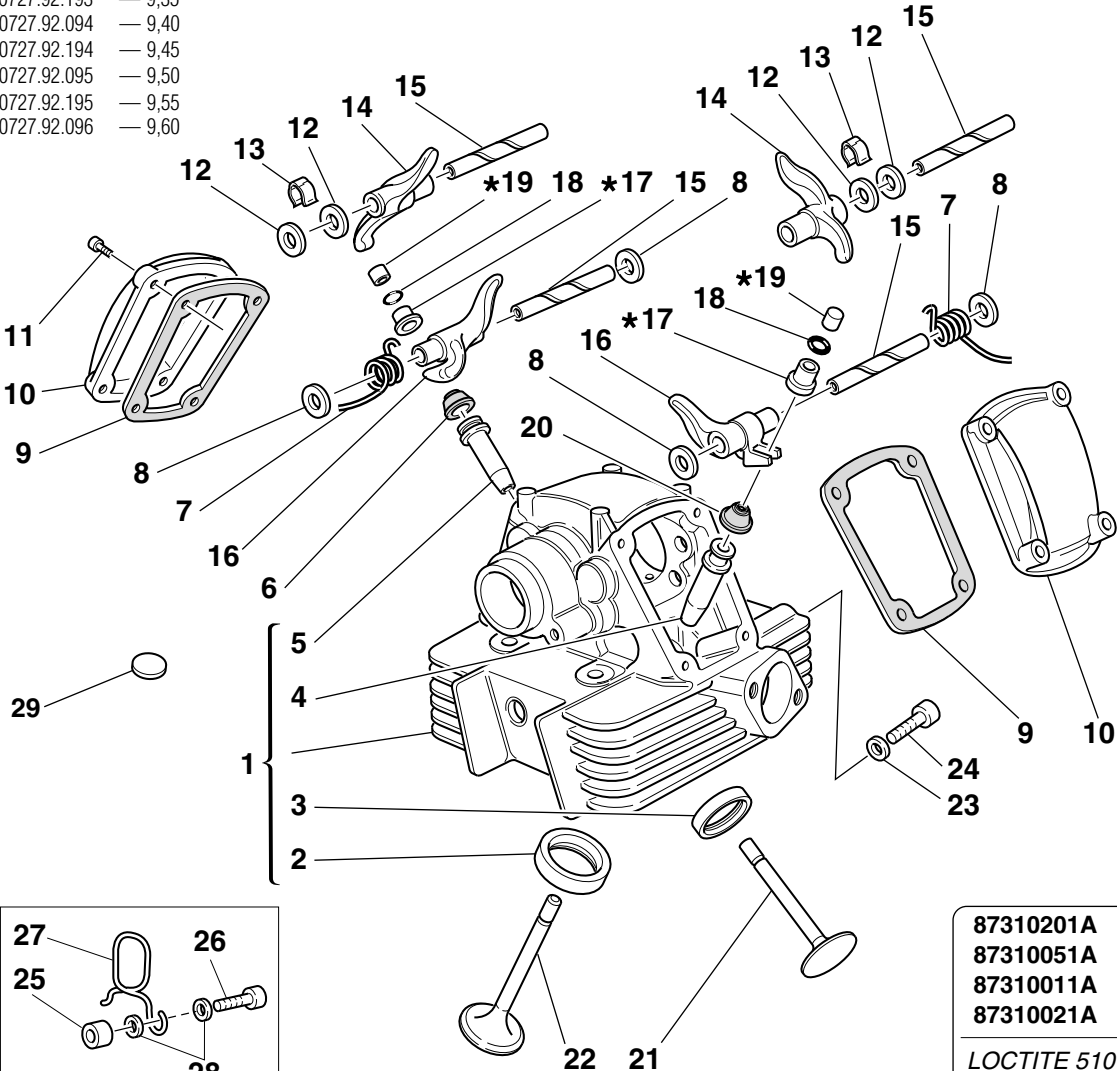
NOTES	NO.	CODE NO.	DESCRIPTION	VALIDITY	Q.TY	
	1	72944.1542	Elastic-stop ring nut		2	
	2	852.1.173.1A	Washer		2	
	3	255.1.014.1A	Timing belt roller		2	
	4	73503.3380	Circlip		2	
	5	235.1.027.1A	Vertical rubber cap		1	
	6	771.5.040.8B	Screw		6	
	7	0204.70.105	Seal ring		2	
	8	75120.1747	Bearing		2	
	9	713.1.007.1A	Belt roller spacer		2	
	10	771.5.065.8B	Screw		4	
	11	235.1.026.1A	Horizontal rubber cap		1	
	12	766.4.017.2A	Stud bolt		4	
	13	73503.3683	Gear Circlip tool		2	
	14	852.1.124.2A	Special washer		2	
	15	74172.1008	Woodruff key		2	
	16	148.1.123.1A	Horizontal head camshaft		1	
	17	160.1.076.1A	Flange		2	
	18	0660.92.310	Cap gasket		2	
	19	75173.1542	Bearing		2	
	20	235.2.031.1A	Cap with bearing		2	
	21	771.5.066.8B	Screw		7	
	22	148.1.122.1A	Vertical head camshaft		1	
	23	766.4.018.1A	Stud bolt		4	

NOTES	NO.	CODE NO.	DESCRIPTION	VALIDITY	Q.TY	
-------	-----	----------	-------------	----------	------	---

DRAWING 014 VERTICAL HEAD

17 ★ Scodellino ritorno  
Return cap  
Coupelle retour  
Einstellhülse

0727.92.050	— 5	0727.92.171	— 7,15	0727.92.093	— 9,30
0727.92.150	— 5,05	0727.92.072	— 7,20	0727.92.193	— 9,35
0727.92.051	— 5,10	0727.92.172	— 7,25	0727.92.094	— 9,40
0727.92.151	— 5,15	0727.92.073	— 7,30	0727.92.194	— 9,45
0727.92.052	— 5,20	0727.92.173	— 7,35	0727.92.095	— 9,50
0727.92.152	— 5,25	0727.92.074	— 7,40	0727.92.195	— 9,55
0727.92.053	— 5,30	0727.92.174	— 7,45	0727.92.096	— 9,60
0727.92.153	— 5,35	0727.92.075	— 7,50		
0727.92.054	— 5,40	0727.92.175	— 7,55		
0727.92.154	— 5,45	0727.92.076	— 7,60		
0727.92.055	— 5,50	0727.92.176	— 7,65		
0727.92.155	— 5,55	0727.92.077	— 7,70		
0727.92.056	— 5,60	0727.92.177	— 7,75		
0727.92.156	— 5,65	0727.92.078	— 7,80		
0727.92.057	— 5,70	0727.92.178	— 7,85		
0727.92.157	— 5,75	0727.92.079	— 7,90		
0727.92.058	— 5,80	0727.92.179	— 7,95		
0727.92.158	— 5,85	0727.92.080	— 8		
0727.92.059	— 5,90	0727.92.180	— 8,05		
0727.92.159	— 5,95	0727.92.081	— 8,10		
0727.92.060	— 6	0727.92.181	— 8,15		
0727.92.160	— 6,05	0727.92.082	— 8,20		
0727.92.061	— 6,10	0727.92.182	— 8,25		
0727.92.161	— 6,15	0727.92.083	— 8,30		
0727.92.062	— 6,20	0727.92.183	— 8,35		
0727.92.162	— 6,25	0727.92.084	— 8,40		
0727.92.063	— 6,30	0727.92.184	— 8,45		
0727.92.163	— 6,35	0727.92.085	— 8,50		
0727.92.064	— 6,40	0727.92.185	— 8,55		
0727.92.164	— 6,45	0727.92.086	— 8,60		
0727.92.065	— 6,50	0727.92.186	— 8,65		
0727.92.165	— 6,55	0727.92.087	— 8,70		
0727.92.066	— 6,60	0727.92.187	— 8,75		
0727.92.166	— 6,65	0727.92.088	— 8,80		
0727.92.067	— 6,70	0727.92.188	— 8,85		
0727.92.167	— 6,75	0727.92.089	— 8,90		
0727.92.068	— 6,80	0727.92.189	— 8,95		
0727.92.168	— 6,85	0727.92.090	— 9		
0727.92.069	— 6,90	0727.92.190	— 9,05		
0727.92.169	— 6,95	0727.92.091	— 9,10		
0727.92.070	— 7	0727.92.191	— 9,15		
0727.92.170	— 7,05	0727.92.092	— 9,20		
0727.92.071	— 7,10	0727.92.192	— 9,25		



19 ★ Registro bilanciere  
Adjustment  
Réglage  
Ventilkäppchen

0723.92.500	— 2	0723.92.515	— 3,50
0723.92.535	— 2,05	0723.92.695	— 3,55
0723.92.501	— 2,10	0723.92.516	— 3,60
0723.92.545	— 2,15	0723.92.705	— 3,65
0723.92.502	— 2,20	0723.92.517	— 3,70
0723.92.555	— 2,25	0723.92.715	— 3,75
0723.92.503	— 2,30	0723.92.518	— 3,80
0723.92.565	— 2,35	0723.92.725	— 3,85
0723.92.504	— 2,40	0723.92.519	— 3,90
0723.92.575	— 2,45	0723.92.735	— 3,95
0723.92.505	— 2,50	0723.92.520	— 4
0723.92.585	— 2,55	0723.92.745	— 4,05
0723.92.506	— 2,60	0723.92.521	— 4,10
0723.92.595	— 2,65	0723.92.531	— 4,15
0723.92.507	— 2,70	0723.92.522	— 4,20
0723.92.605	— 2,75	0723.92.533	— 4,25
0723.92.508	— 2,80	0723.92.523	— 4,30
0723.92.615	— 2,85	0723.92.534	— 4,35
0723.92.509	— 2,90	0723.92.524	— 4,40
0723.92.625	— 2,95	0723.92.537	— 4,45
0723.92.510	— 3	0723.92.525	— 4,50
0723.92.635	— 3,05	0723.92.538	— 4,55
0723.92.511	— 3,10	0723.92.526	— 4,60
0723.92.645	— 3,15	0723.92.539	— 4,65
0723.92.512	— 3,20	0723.92.527	— 4,70
0723.92.655	— 3,25	0723.92.540	— 4,75
0723.92.513	— 3,30	0723.92.528	— 4,80
0723.92.675	— 3,35	0723.92.541	— 4,85
0723.92.514	— 3,40	0723.92.529	— 4,90
0723.92.685	— 3,45	0723.92.542	— 4,95
		0723.92.530	— 5
		0723.92.543	— 5,05
		0723.92.544	— 5,10
		0723.92.546	— 5,15
		0723.92.547	— 5,20
		0723.92.548	— 5,25
		0723.92.549	— 5,30
		0723.92.550	— 5,35
		0723.92.551	— 5,40
		0723.92.552	— 5,45
		0723.92.553	— 5,50
		0723.92.554	— 5,55
		0723.92.556	— 5,60

87310201A  
87310051A  
87310011A  
87310021A

~20  
~18  
~16  
~10


LOCTITE 510



DRAWING 014 VERTICAL HEAD

NOTES	NO.	CODE NO.	DESCRIPTION	VALIDITY	Q.TY	
	1	301.2.105.1AA	Complete vertical head		1	
	2	304.1.021.1A	Intake valve seat		1	
	2	304.1.021.1AB	Oversize intake valve seat 0.03		1	
	2	304.1.021.1AC	Oversize intake valve seat 0.06		1	
	3	304.1.022.1A	Exhaust valve seat		1	
	3	304.1.022.1AB	Oversize exhaust valve seat 0.03		1	
	3	304.1.022.1AC	Oversize exhaust valve seat 0.06		1	
	4	303.1.003.1A	Intake valve cast iron guide		1	
	4	303.1.003.1AB	Oversize valve guide 0.03		1	
	4	303.1.003.1AC	Oversize valve guide 0.06		1	
	4	303.1.003.1AD	Oversize valve guide 0.09		1	
	5	303.1.004.1C	Exhaust valve bronze guide		1	
	5	303.1.004.1CB	Oversize valve guide 0.03		1	
	5	303.1.004.1CC	Oversize valve guide 0.06		1	
	5	303.1.004.1CD	Oversize valve guide 0.09		1	
	6	764.1.013.1A	Valve seal		1	
	7	799.1.061.1A	Closing rocker spring		2	
	8	0619.92.180	Shim th. 0.3		6	
	8	0670.92.190	Shim th. 2		4	
	8	0765.92.185	Shim th. 1		2	
	8	0765.92.190	Shim th. 0.5		4	
	8	0765.92.205	Shim th. 0.2		8	
	9	788.1.032.2A	Valve cover gasket		2	
	10	240.1.010.1AB	Valve cover		2	
	11	771.5.067.8B	Screw		4	
	12	0647.70.010	Shim		4	
	13	0375.92.210	Spring		2	

CATALOGUE No: 915.1.215.1A  
ISSUED: 03 - 04

NOTES	NO.	CODE NO.	DESCRIPTION	VALIDITY	Q.TY	
	14	208.1.012.4A	Opening rocker		2	
	15	821.1.115.1A	Rocker shaft		4	
	16	209.1.012.4A	Closing rocker		2	
	17	0727.92.239	See table		2	
	18	669.1.003.1A	Split rings		4	
	19	0723.92.239	See table		2	
	20	764.1.009.1A	Valve seal		1	
	21	211.1.015.1A	Exhaust valve		1	
	22	210.1.015.1A	Intake valve		1	
	23	852.5.023.1A	Gasket		1	
	24	779.1.133.1A	Screw		1	
	25	713.1.241.1A	Spacer		1	
	26	771.5.069.8B	Screw		1	
	27	829.1.358.1A	Holder		1	
	28	852.1.176.1A	Washer		2	
	29	700.1.027.1A	Vibration damper pad		24	

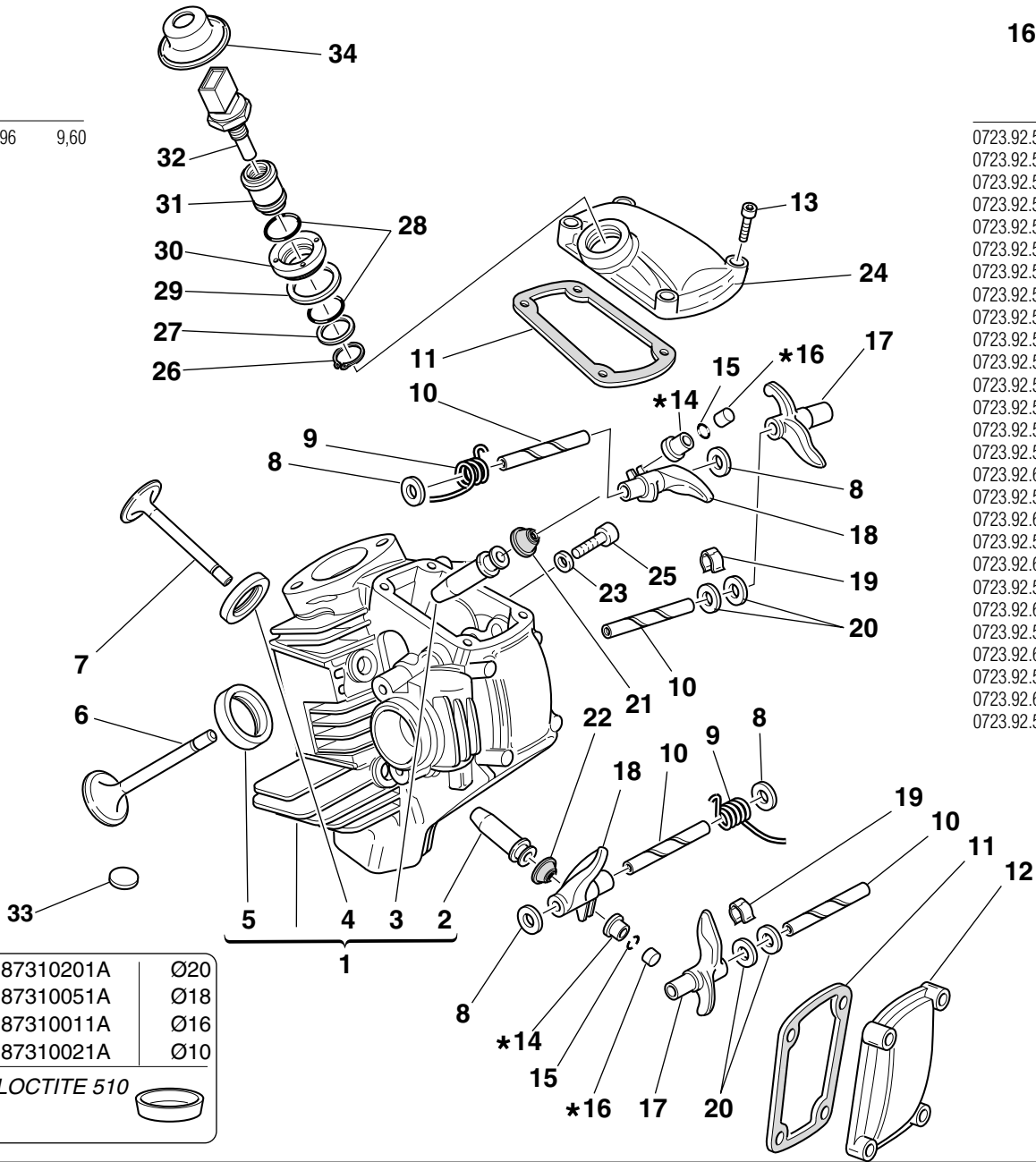
CATALOGUE No: 915.1.215.1A  
ISSUED: 03 - 04

DRAWING 015 HORIZONTAL HEAD

14 ★ Scodellino ritorno  
Return cap  
Coupelle retour  
Einstellhülse

0727.92.050	5	0727.92.073	7,30	0727.92.096	9,60
0727.92.150	5,05	0727.92.173	7,35		
0727.92.051	5,10	0727.92.074	7,40		
0727.92.151	5,15	0727.92.174	7,45		
0727.92.052	5,20	0727.92.075	7,50		
0727.92.152	5,25	0727.92.175	7,55		
0727.92.053	5,30	0727.92.076	7,60		
0727.92.153	5,35	0727.92.176	7,65		
0727.92.054	5,40	0727.92.077	7,70		
0727.92.154	5,45	0727.92.177	7,75		
0727.92.055	5,50	0727.92.078	7,80		
0727.92.155	5,55	0727.92.178	7,85		
0727.92.056	5,60	0727.92.079	7,90		
0727.92.156	5,65	0727.92.179	7,95		
0727.92.057	5,70	0727.92.080	8		
0727.92.157	5,75	0727.92.180	8,05		
0727.92.058	5,80	0727.92.081	8,10		
0727.92.158	5,85	0727.92.181	8,15		
0727.92.059	5,90	0727.92.082	8,20		
0727.92.159	5,95	0727.92.182	8,25		
0727.92.060	6	0727.92.083	8,30		
0727.92.160	6,05	0727.92.183	8,35		
0727.92.061	6,10	0727.92.084	8,40		
0727.92.161	6,15	0727.92.184	8,45		
0727.92.062	6,20	0727.92.085	8,50		
0727.92.162	6,25	0727.92.185	8,55		
0727.92.063	6,30	0727.92.086	8,60		
0727.92.163	6,35	0727.92.186	8,65		
0727.92.064	6,40	0727.92.087	8,70		
0727.92.164	6,45	0727.92.187	8,75		
0727.92.065	6,50	0727.92.088	8,80		
0727.92.165	6,55	0727.92.188	8,85		
0727.92.066	6,60	0727.92.089	8,90		
0727.92.166	6,65	0727.92.189	8,95		
0727.92.067	6,70	0727.92.090	9		
0727.92.167	6,75	0727.92.190	9,05		
0727.92.068	6,80	0727.92.091	9,10		
0727.92.168	6,85	0727.92.191	9,15		
0727.92.069	6,90	0727.92.092	9,20		
0727.92.169	6,95	0727.92.192	9,25		
0727.92.070	7	0727.92.192	9,25		
0727.92.170	7,05	0727.92.093	9,30		
0727.92.071	7,10	0727.92.193	9,35		
0727.92.171	7,15	0727.92.194	9,45		
0727.92.072	7,20	0727.92.095	9,50		
0727.92.172	7,25	0727.92.195	9,55		

87310201A	Ø20
87310051A	Ø18
87310011A	Ø16
87310021A	Ø10
LOCTITE 510	




16 ★ Registro bilanciere  
Adjustment  
Ventilklappchen

0723.92.500	2	0723.92.675	3,35
0723.92.535	2,05	0723.92.514	3,40
0723.92.501	2,10	0723.92.685	3,45
0723.92.545	2,15	0723.92.515	3,50
0723.92.502	2,20	0723.92.695	3,55
0723.92.555	2,25	0723.92.516	3,60
0723.92.503	2,30	0723.92.705	3,65
0723.92.565	2,35	0723.92.517	3,70
0723.92.504	2,40	0723.92.715	3,75
0723.92.575	2,45	0723.92.518	3,80
0723.92.505	2,50	0723.92.725	3,85
0723.92.585	2,55	0723.92.519	3,90
0723.92.506	2,60	0723.92.735	3,95
0723.92.595	2,65	0723.92.520	4
0723.92.507	2,70	0723.92.745	4,05
0723.92.605	2,75	0723.92.521	4,10
0723.92.508	2,80	0723.92.531	4,15
0723.92.615	2,85	0723.92.522	4,20
0723.92.509	2,90	0723.92.533	4,25
0723.92.625	2,95	0723.92.523	4,30
0723.92.510	3	0723.92.534	4,35
0723.92.635	3,05	0723.92.524	4,40
0723.92.511	3,10	0723.92.537	4,45
0723.92.645	3,15	0723.92.525	4,50
0723.92.512	3,20	0723.92.538	4,55
0723.92.655	3,25	0723.92.526	4,60
0723.92.513	3,30	0723.92.539	4,65
		0723.92.527	4,70
		0723.92.540	4,75
		0723.92.528	4,80
		0723.92.541	4,85
		0723.92.529	4,90
		0723.92.542	4,95
		0723.92.530	5
		0723.92.543	5,05
		0723.92.544	5,10
		0723.92.546	5,15
		0723.92.547	5,20
		0723.92.548	5,25
		0723.92.549	5,30
		0723.92.550	5,35
		0723.92.551	5,40
		0723.92.552	5,45
		0723.92.553	5,50
		0723.92.554	5,55
		0723.92.556	5,60

DRAWING 015 HORIZONTAL HEAD

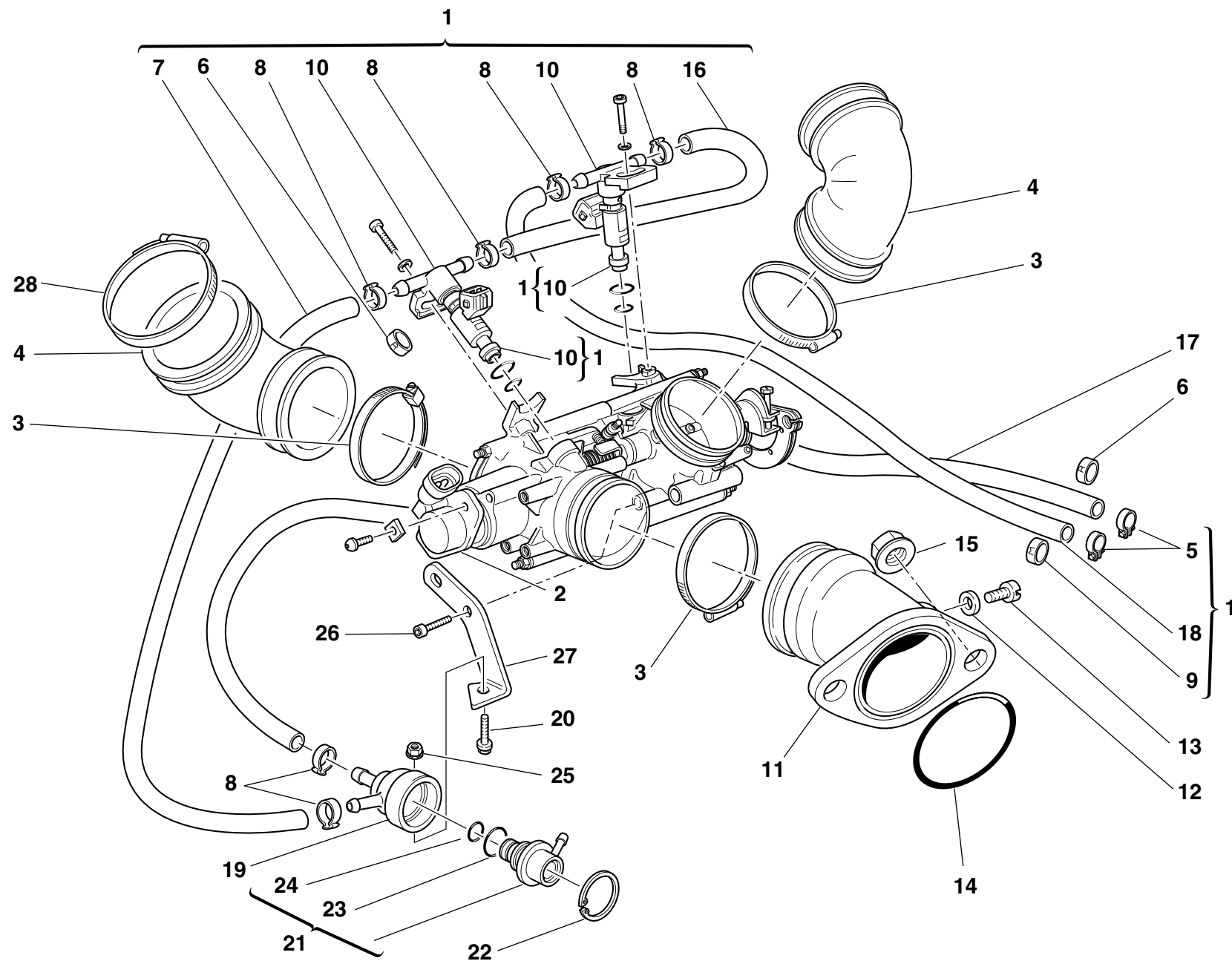
NOTES	NO.	CODE NO.	DESCRIPTION	VALIDITY	Q.TY	
	1	301.2.104.1AA	Complete horizontal head		1	
	2	303.1.004.1C	Exhaust valve bronze guide		1	
	2	303.1.004.1CB	Oversize valve guide 0.03		1	
	2	303.1.004.1CC	Oversize valve guide 0.06		1	
	2	303.1.004.1CD	Oversize valve guide 0.09		1	
	3	303.1.003.1A	Intake valve cast iron guide		1	
	3	303.1.003.1AB	Oversize valve guide 0.03		1	
	3	303.1.003.1AC	Oversize valve guide 0.06		1	
	3	303.1.003.1AD	Oversize valve guide 0.09		1	
	4	304.1.022.1A	Exhaust valve seat		1	
	4	304.1.022.1AB	Oversize exhaust valve seat 0.03		1	
	4	304.1.022.1AC	Oversize exhaust valve seat 0.06		1	
	5	304.1.021.1A	Intake valve seat		1	
	5	304.1.021.1AB	Oversize intake valve seat 0.03		1	
	5	304.1.021.1AC	Oversize intake valve seat 0.06		1	
	6	210.1.015.1A	Intake valve		1	
	7	211.1.015.1A	Exhaust valve		1	
	8	0619.92.180	Shim th. 0.3		6	
	8	0670.92.190	Shim th. 2		4	
	8	0765.92.185	Shim th. 1		2	
	8	0765.92.190	Shim th. 0.5		4	
	9	799.1.061.1A	Closing rocker spring		2	
	10	821.1.115.1A	Rocker shaft		4	
	11	788.1.032.2A	Valve cover gasket		2	
	12	240.1.010.1AB	Valve cover		1	
	13	771.5.067.8B	Screw		8	
	14	0727.92.239	See table		2	

CATALOGUE No: 915.1.215.1A  
ISSUED: 03 - 04


NOTES	NO.	CODE NO.	DESCRIPTION	VALIDITY	Q.TY	
	15	669.1.003.1A	Split rings		4	
	16	0723.92.239	See table		2	
	17	208.1.012.4A	Opening rocker		2	
	18	209.1.012.4A	Closing rocker		2	
	19	0375.92.210	Spring		2	
	20	0647.70.010	Shim		4	
	21	764.1.009.1A	Valve seal		1	
	22	764.1.013.1A	Valve seal		1	
	23	852.5.023.1A	Gasket		1	
	24	240.1.028.1A	Intake valve cover		1	
	25	779.1.133.1A	Screw		1	
	26	73500.1747	Snap ring		1	
	27	713.1.137.1A	Spacer		1	
	28	886.4.028.1A	O-Ring		2	
	29	787.1.008.1A	Aluminium gasket		1	
	30	703.1.019.1A	Ring nut		1	
	31	829.1.235.1A	Holder sensor		1	
	32	552.4.013.1A	Sensor		1	
	33	700.1.027.1A	Vibration damper pad		24	
	34	672.1.034.1A	Rubber cap		1	

CATALOGUE No: 915.1.215.1A  
ISSUED: 03 - 04


DRAWING 016 INLET DICT



DRAWING 016 INLET DICT

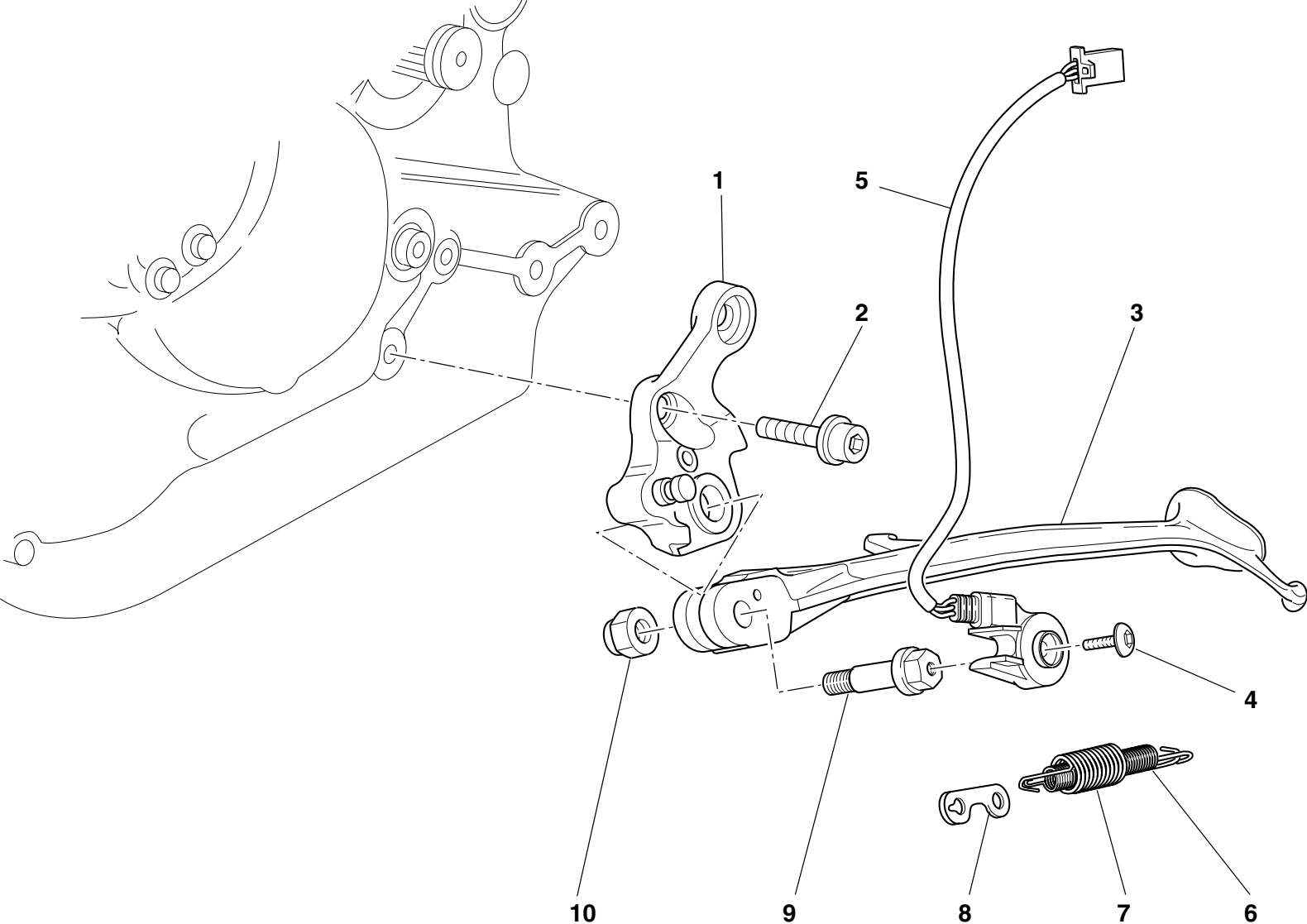
NOTES	NO.	CODE NO.	DESCRIPTION	VALIDITY	Q.TY	
	1	282.4.033.3A	Feed unit assembly		1	
	2	284.4.002.1A	Potentiometer		1	
	3	741.4.042.1A	Hose guide		4	
	4	801.1.027.1A	Hose		2	
	5	741.4.004.1A	Hose guide		2	
	6	741.4.041.1A	Clamp "R"		1	
	7	590.1.154.1A	Tube		1	
	8	287.4.024.1B	Hose guide		6	
	9	741.4.040.1A	Clamp "M"		1	
	10	280.4.007.1A	Injector		2	
	11	140.2.014.2A	Intake duct		2	
	12	0250.70.223	Aluminium gasket		2	
	13	776.5.032.8A	Screw		2	
	14	463.2.022.2A	O-Ring		2	
	15	748.4.034.1A	Nut		4	
	16	590.1.104.1A	Tube		1	
	17	590.1.162.1A	Tube		1	
	18	590.1.084.1A	Tube		1	
	19	830.1.091.2A	Holder		1	
	20	0000.62729	Screw		1	
	21	283.4.003.1A	Pressure regulator		1	
	22	73503.3449	Circlip		1	
	23	886.4.022.1A	O-ring		1	
	24	886.4.021.1A	O-ring		1	
	25	0335.03.465	El-stop nut		1	
	26	70620.5212	Screw		2	
	27	827.1.241.1A	Regulator bracket		1	

CATALOGUE No: 915.1.215.1A  
ISSUED: 03 - 04

NOTES	NO.	CODE NO.	DESCRIPTION	VALIDITY	Q.TY	
	28	741.4.067.1A	Hose guide		2	

CATALOGUE No: 915.1.215.1A  
ISSUED: 03 - 04


DRAWING **017** STANDS



DRAWING

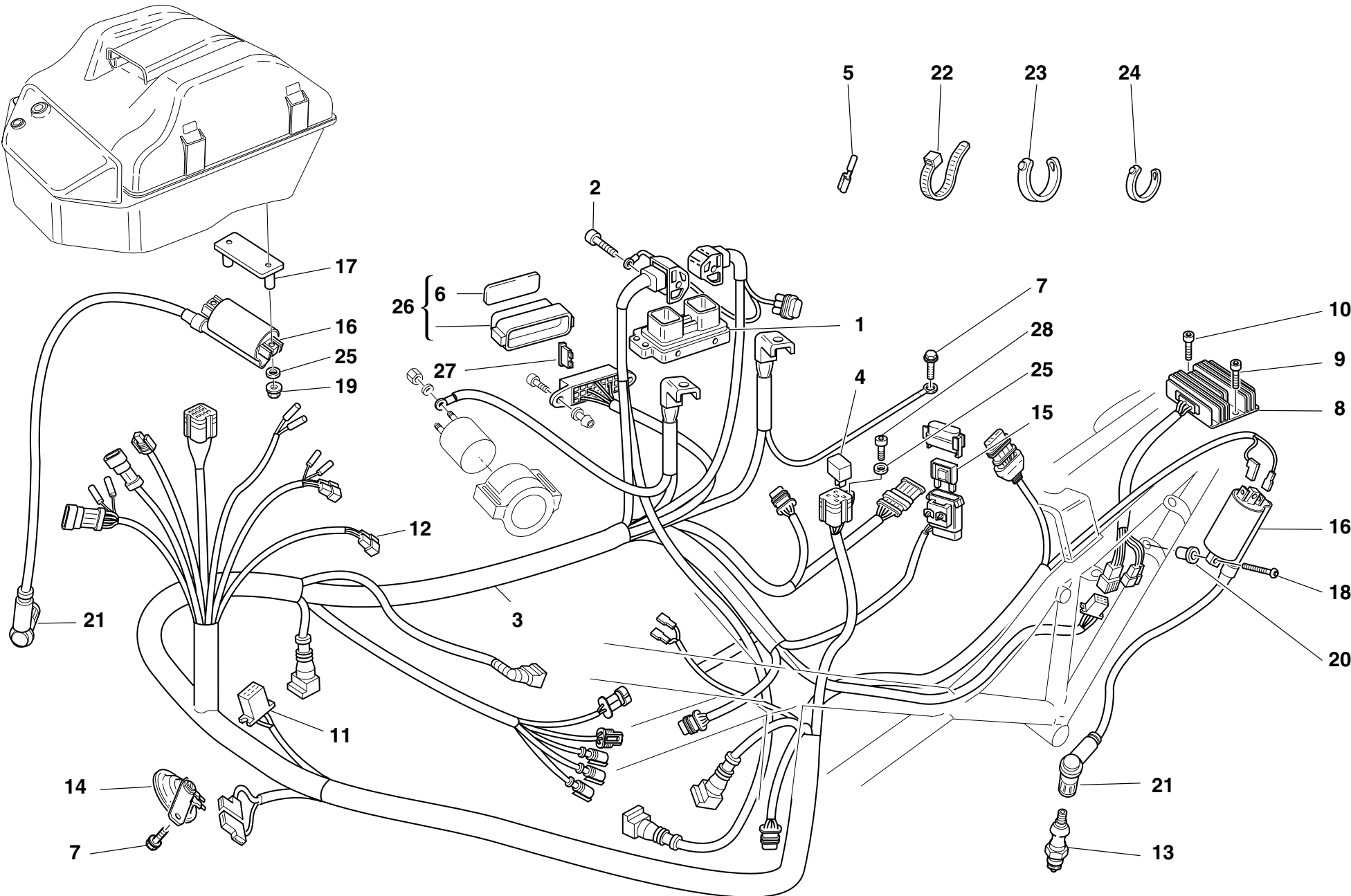
017

STANDS

NOTES	NO.	CODE NO.	DESCRIPTION	VALIDITY	Q.TY	
	1	556.2.027.1A	Plate		1	
	2	771.5.754.2B	Screw		1	
	3	556.1.024.1A	Side stand		1	
	4	779.4.005.2A	Screw		1	
	5	539.1.023.2A	Switch		1	
	6	799.1.089.1A	Spring		1	
	7	799.1.088.1A	Outer spring		1	
	8	827.1.139.2B	Plate		1	
	9	556.1.018.1C	Pivot		1	
	10	749.4.045.2G	Nut		1	


NOTES	NO.	CODE NO.	DESCRIPTION	VALIDITY	Q.TY	
-------	-----	----------	-------------	----------	------	---

DRAWING 018 ELECTRIC SYSTEM






DRAWING 018 ELECTRIC SYSTEM

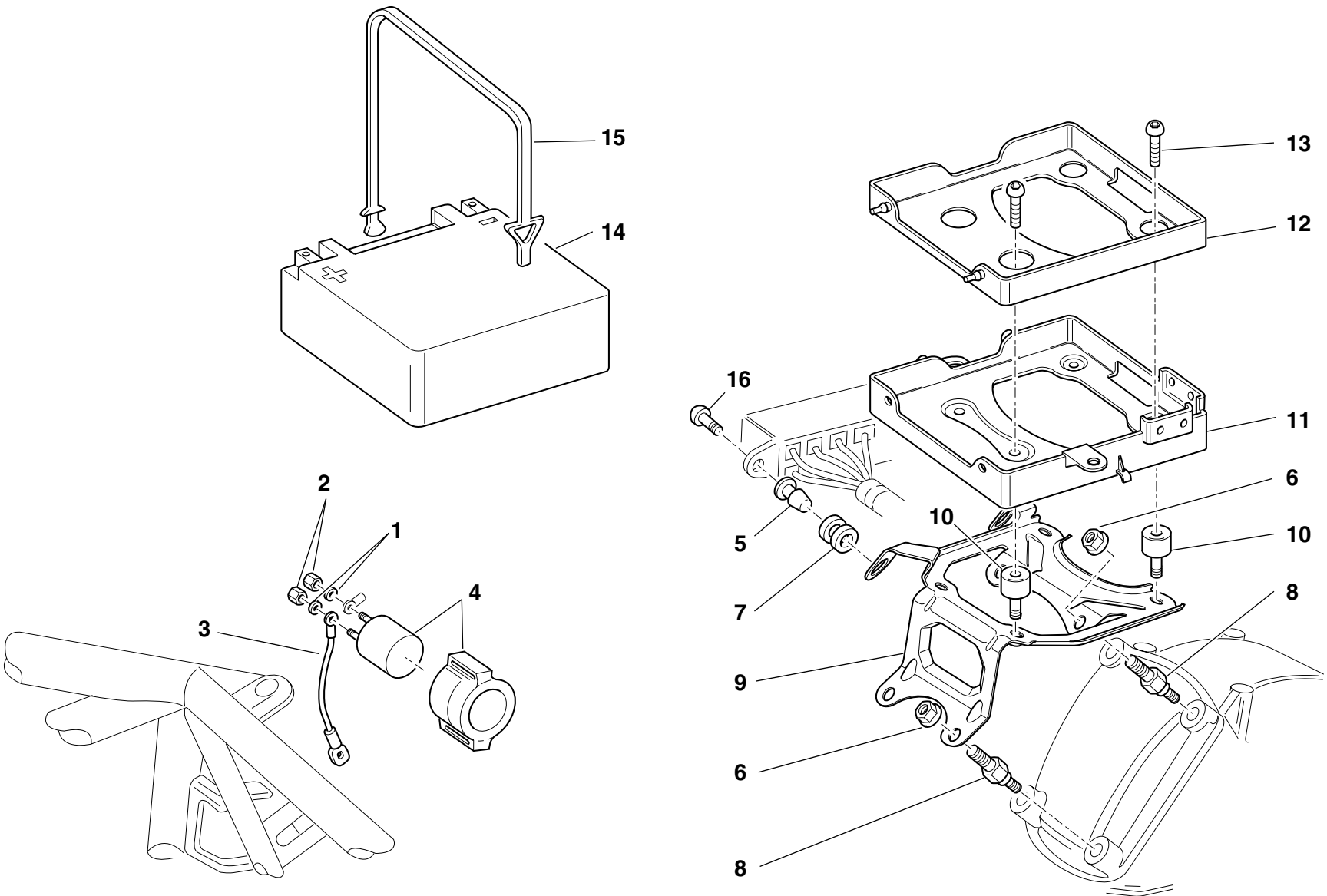
NOTES	NO.	CODE NO.	DESCRIPTION	VALIDITY	Q.TY	
	1	286.4.071.1B	Injection control unit		1	
	2	771.5.072.2B	Screw		2	
	3	510.1.179.1A	Electric wiring		1	
	4	541.4.003.1A	Relay		2	
	5	0000.66527	End section		4	
	6	433.1.252.1D	Sticker schema fusibili		1	
	7	772.5.008.1A	Screw		2	
	8	540.4.010.1A	Voltage rectifier		1	
	9	60N102509	Screw		1	
	10	771.5.073.2B	Screw		1	
	11	0000.56803	Connector		1	
	12	8000.66526	Connector		1	
	13	670.4.007.1A	Spark plug		2	
	14	516.4.003.1B	Horn (BLACK)		1	
	15	389.4.014.1A	Fuse 40A		1	
	16	380.4.004.1B	Coil		2	
	17	827.1.236.1A	Plate		1	
	18	775.1.013.1A	Screw		2	
	19	749.5.002.1A	El-stop nut		2	
	20	0000.63150	Insert		2	
	21	672.1.013.1A	Spare cap		2	
	22	741.1.012.1A	Hose guide		3	
	23	0691.91.030	Hose guide		37	
	24	741.4.038.1A	Hose guide		7	
	25	734305N01	Washer		3	
	26	246.1.061.1A	Case cover		1	
	27	389.4.006.1A	Fuse 3A		1	

CATALOGUE No: 915.1.215.1A  
ISSUED: 03 - 04


NOTES	NO.	CODE NO.	DESCRIPTION	VALIDITY	Q.TY	
	27	389.4.007.1A	Fuse 7.5A		1	
	27	389.4.008.1A	Fuse 15A		1	
	27	389.4.010.1A	Fuse 30A		1	
	27	389.4.013.1A	Fuse 20A		1	
	27	389.4.015.1A	Fuse 5A		1	
	27	389.4.016.1A	Fuse 10A		2	
	28	771.5.040.2B	Screw		1	

CATALOGUE No: 915.1.215.1A  
ISSUED: 03 - 04

DRAWING **019** BATTERY BOX MOUNT

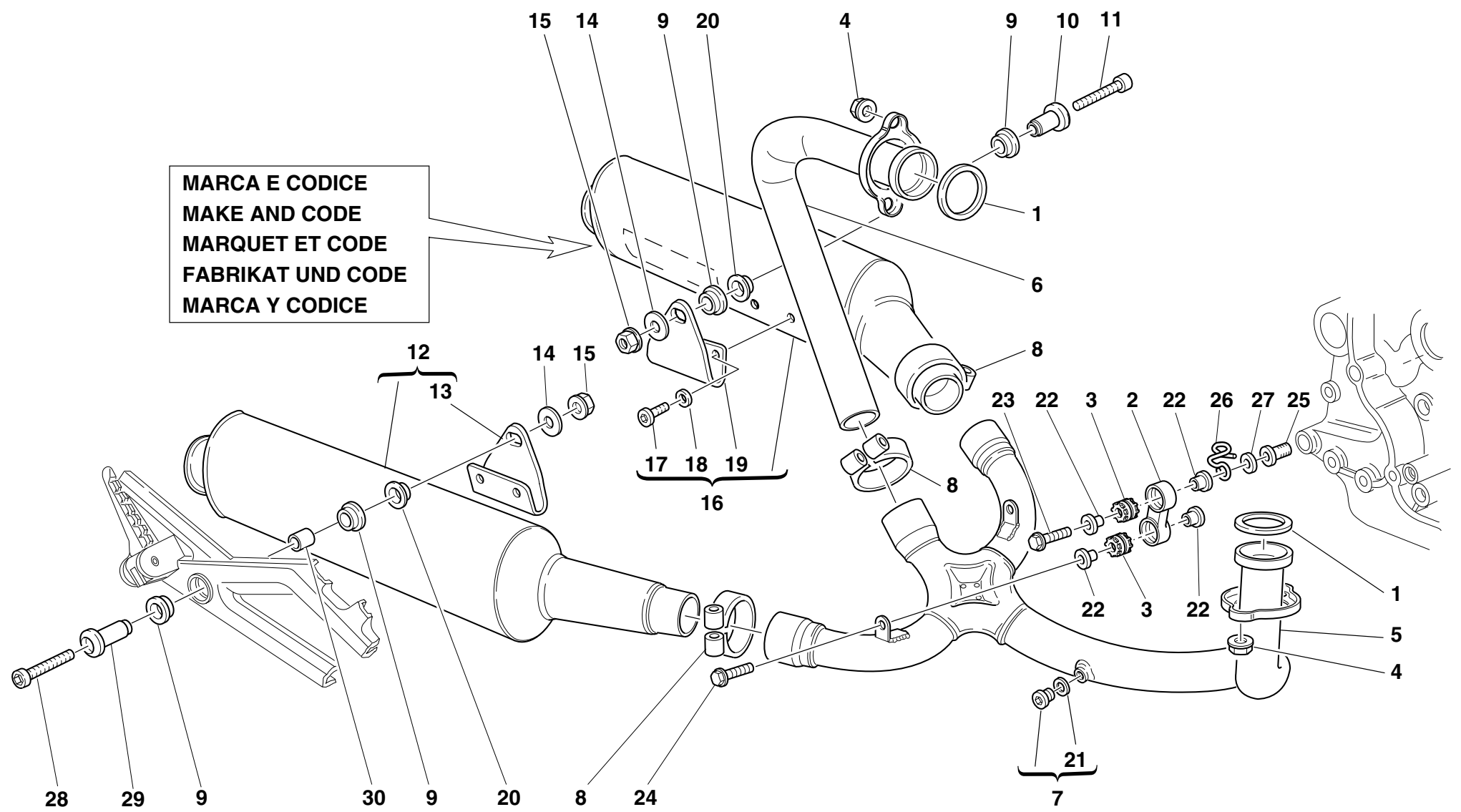


DRAWING 019 BATTERY BOX MOUNT


NOTES	NO.	CODE NO.	DESCRIPTION	VALIDITY	Q.TY	
	1	462.4.037.6A	Spring washer		2	
	2	417.9.050.6A	Nut		2	
	3	514.1.043.1A	Solenoid starter-starter motor cable		1	
	4	397.4.002.1A	Remote switch		1	
	5	821.1.054.1A	Pin		2	
	6	748.4.034.1A	Nut		4	
	7	764.1.029.1A	Rubber pad		2	
	8	779.1.239.1B	Special screw		4	
	9	830.1.228.1A	Bracket		1	
	10	700.1.031.1A	Vibration damper		4	
	11	829.1.283.1B	Battery box mount		1	
	12	829.1.285.1A	Battery carpet		1	
	13	0000.56525	Screw		4	
	14	395.4.013.1B	Battery		1	
	15	759.1.006.1A	Spring hook		1	
	16	779.1.088.1A	Screw		2	

NOTES	NO.	CODE NO.	DESCRIPTION	VALIDITY	Q.TY	
-------	-----	----------	-------------	----------	------	---


DRAWING 020 EXHAUST SYSTEM



DRAWING 020 EXHAUST SYSTEM

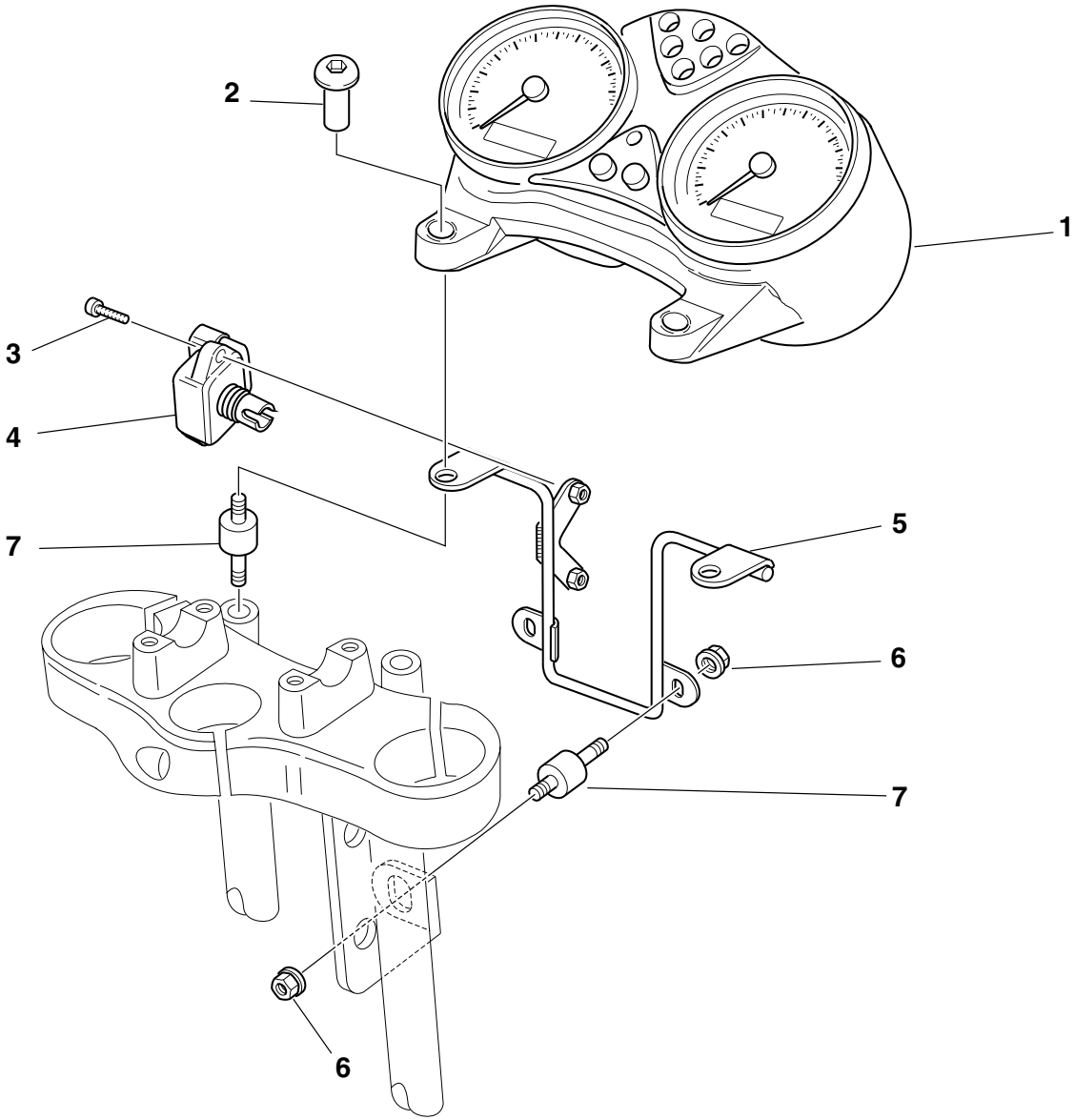
NOTES	NO.	CODE NO.	DESCRIPTION	VALIDITY	Q.TY	
	1	0370.84.005	Exhaust gasket		2	
	2	80A0.62649	Holder		2	
	3	764.1.024.1A	Vibration damper pad		4	
	4	748.4.033.1A	Nut		4	
	5	570.1.065.2A	Horizontal head exhaust pipe		1	
	6	571.1.065.2A	Vertical head exhaust pipe		1	
	7	780.1.007.1A	Cap		2	
	8	741.1.028.1A	Hose guide		3	
	9	764.1.001.1A	Rubber pad		4	
	10	716.1.055.1A	Spacer		1	
	11	779.5.003.1A	Screw		1	
	12	573.1.050.2D	R.H. silencer		1	
	13	576.1.039.1A	R.H. bracket		1	
	14	852.1.196.1A	Washer		2	
	15	729906FN1	Nut		2	
	16	574.1.050.2D	L.H. silencer		1	
	17	770.5.121.9E	Screw		4	
	18	852.5.004.1C	Washer		4	
	19	576.1.038.1A	L.H. bracket		1	
	20	711.1.090.1A	Bush		2	
	21	852.5.024.1A	Gasket th.1		2	
	22	713.1.082.1A	Spacer		8	
	23	0000.62729	Screw		2	
	24	0000.62730	Screw		2	
	25	779.1.247.1A	Screw		2	
	26	829.1.275.1A	Ring		1	
	27	734306N01	Washer		1	

CATALOGUE No: 915.1.215.1A  
ISSUED: 03 - 04

NOTES	NO.	CODE NO.	DESCRIPTION	VALIDITY	Q.TY	
	28	779.5.018.1A	Screw		1	
	29	711.1.090.1B	Bush		1	
	30	852.1.118.1A	Washer		1	

CATALOGUE No: 915.1.215.1A  
ISSUED: 03 - 04


DRAWING **021** INSTRUMENT PANEL



DRAWING

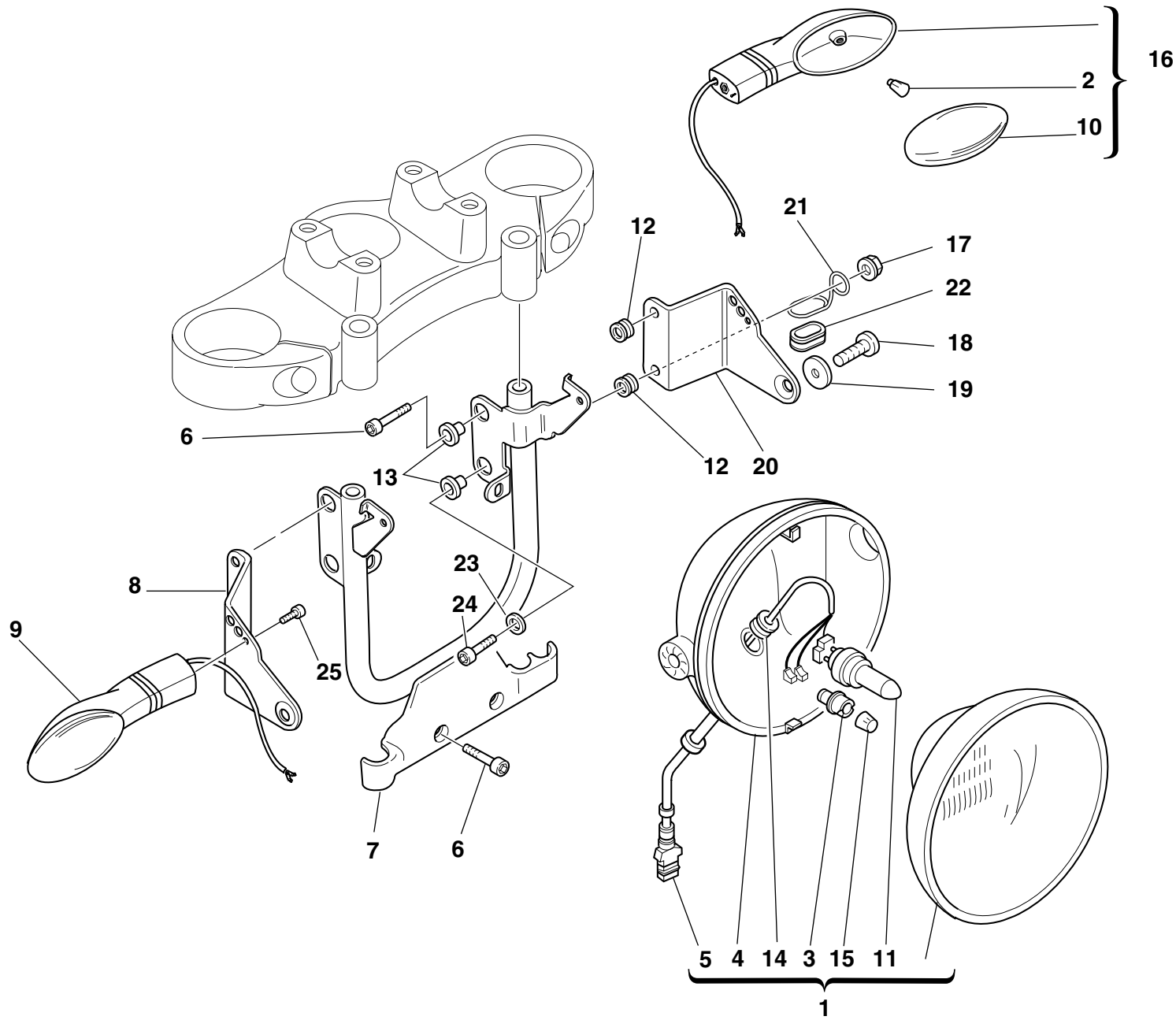
021

INSTRUMENT PANEL

NOTES	NO.	CODE NO.	DESCRIPTION	VALIDITY	Q.TY	
	1	406.1.026.1C	Complete instrument panel (speedometer - miles)		1	
	2	779.1.214.1B	Special screw		2	
	3	72276.1035	Screw		2	
	4	552.4.031.1A	Sensor		1	
	5	470.1.062.1A	Frame		1	
	6	748.4.026.1B	Nut		4	
	7	700.1.038.1A	Vibration damper pad		4	


NOTES	NO.	CODE NO.	DESCRIPTION	VALIDITY	Q.TY	
-------	-----	----------	-------------	----------	------	---

DRAWING 022 FRONT HEAD-LIGHT



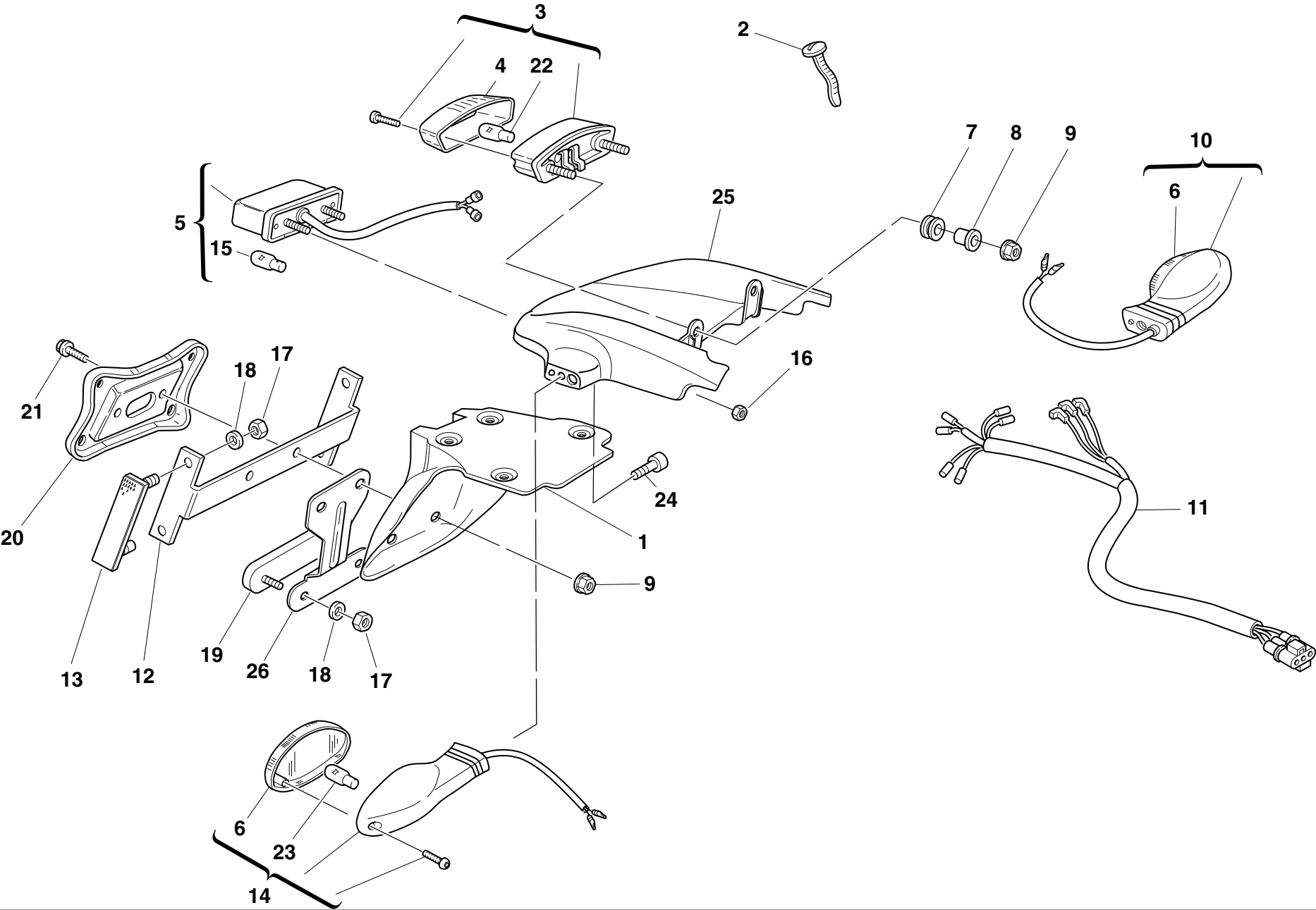


DRAWING **022** FRONT HEAD-LIGHT


NOTES	NO.	CODE NO.	DESCRIPTION	VALIDITY	Q.TY	
	1	520.4.006.1C	Complete headlight		1	
	2	0000.36726	Bulb		2	
	3	521.4.005.1A	Lamp holder		1	
	4	723.1.003.1A	Cap		1	
	5	510.1.075.1A	Electric wiring		1	
	6	60N102509	Screw		5	
	7	829.1.099.1D	Headlight holder		1	
	8	830.1.194.1A	R.H. bracket		1	
	9	530.4.007.2A	Turn indicator		1	
	10	532.4.004.1A	Cup		2	
	11	0796.38.305	Bulb 55/60W		1	
	12	8000.18048	Rubber pad		4	
	13	716.1.022.1A	Spacer		4	
	14	758.1.014.1A	Fairlead		1	
	15	0659.38.226	Bulb 4W		1	
	16	530.4.008.2A	Turn indicator		1	
	17	750.5.001.1A	Nut		4	
	18	707008N01	Screw		2	
	19	841.1.017.1A	Retainer		2	
	20	830.1.195.1A	L.H. bracket		1	
	21	881.1.035.1A	Ring		1	
	22	0797.41.090	Fairlead rubber ring		1	
	23	734306N01	Washer		1	
	24	60N102510	Screw		1	
	25	60N107335	Screw		2	

NOTES	NO.	CODE NO.	DESCRIPTION	VALIDITY	Q.TY	
-------	-----	----------	-------------	----------	------	---

DRAWING 023 PLATE HOLDER - REAR LIGHT

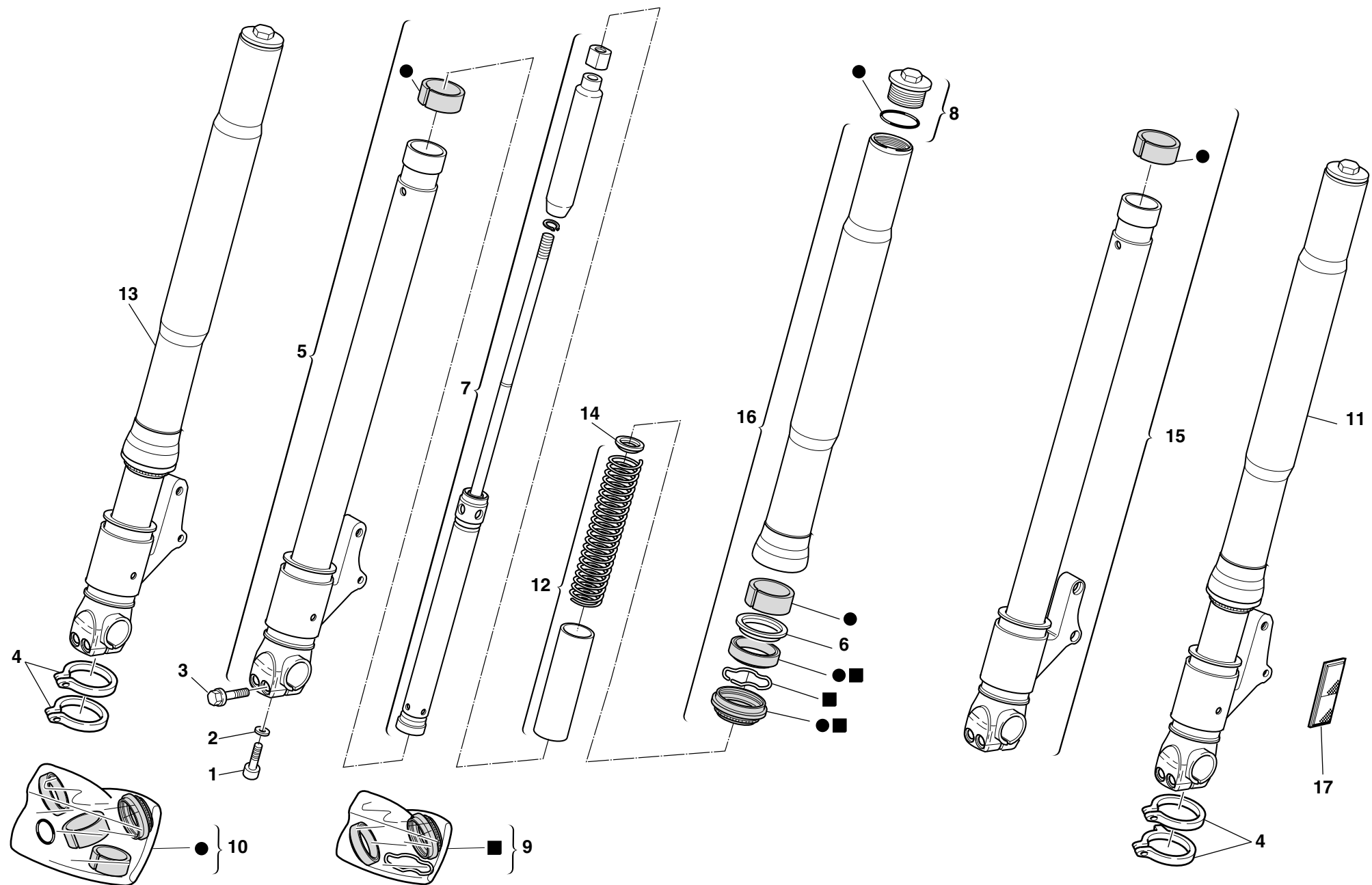


DRAWING **023** PLATE HOLDER - REAR LIGHT


NOTES	NO.	CODE NO.	DESCRIPTION	VALIDITY	Q.TY	
	1	561.1.018.1A	Number plate holder		1	
	2	0691.91.030	Hose guide		1	
	3	525.4.007.2A	Tail lamp		1	
	4	526.4.003.1A	Cup		1	
	5	525.1.004.2A	Tail lamp		1	
	6	532.4.004.1A	Cup		2	
	7	0797.72.068	Vibration damper pad		2	
	8	0000.44099	Spacer		2	
	9	0000.44240	Nut		4	
	10	530.4.010.2A	Turn indicator		1	
	11	510.1.076.1B	Electric wiring		1	
	12	829.1.136.1A	Holder		1	
	13	529.1.006.1A	Cat's eye		2	
	14	530.4.009.2A	Turn indicator		1	
	15	0000.36230	Bulb		1	
	16	8000.56443	Nut		2	
	17	749.5.001.1A	Nut		6	
	18	852.5.001.1A	Washer		6	
	19	529.1.009.1A	Cat's eye		1	
	20	561.1.019.1A	Plate		1	
	21	0000.62729	Screw		2	
	22	390.4.003.1A	Two-light bulb 12V 5/21W		1	
	23	0000.36726	Bulb		2	
	24	60N107335	Screw		2	
	25	565.1.026.1A	Protection		1	
	26	827.1.191.2A	Plate		1	

NOTES	NO.	CODE NO.	DESCRIPTION	VALIDITY	Q.TY	
-------	-----	----------	-------------	----------	------	---

DRAWING **024** FRONT FORK

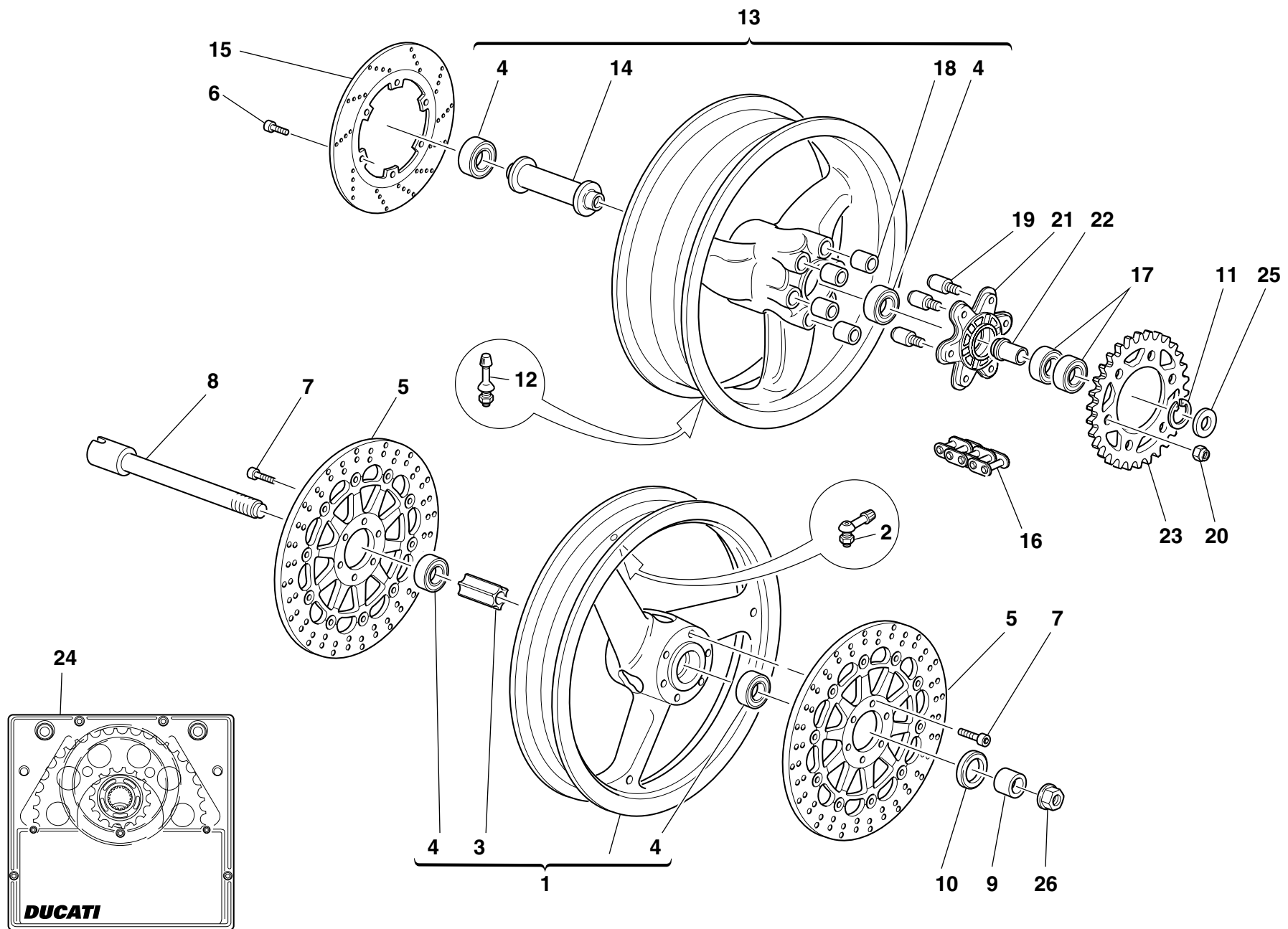


DRAWING **024** FRONT FORK

NOTES	NO.	CODE NO.	DESCRIPTION	VALIDITY	Q.TY	
	1	71502.2594	Screw		2	
	2	349.1.143.1A	Washer		2	
	3	8A00.69056	Screw		4	
	4	8000.70127	Hose guide		4	
	5	350.1.015.1A	Complete R.H. slider		1	
	6	349.1.152.1A	Retainer		2	
	7	348.2.012.1A	Complete pumping element		2	
	8	349.2.019.1A	Complete cap		2	
	9	349.2.026.1A	Seat kit		1	
	10	349.2.025.1A	Overhaul kit		1	
	11	345.2.010.1A	L.H. fork leg assembly		1	
	12	347.2.004.1A	Spring kit		2	
	13	344.2.010.1A	R.H. fork leg assembly		1	
	14	349.1.149.1A	Check ring		2	
	15	350.1.014.1A	Complete L.H. slider		1	
	16	349.1.157.1A	Stanchion tube		2	
	17	529.1.001.1A	Cat's eye		2	

NOTES	NO.	CODE NO.	DESCRIPTION	VALIDITY	Q.TY	
-------	-----	----------	-------------	----------	------	---

DRAWING 025 FRONT AND REAR WHEELS



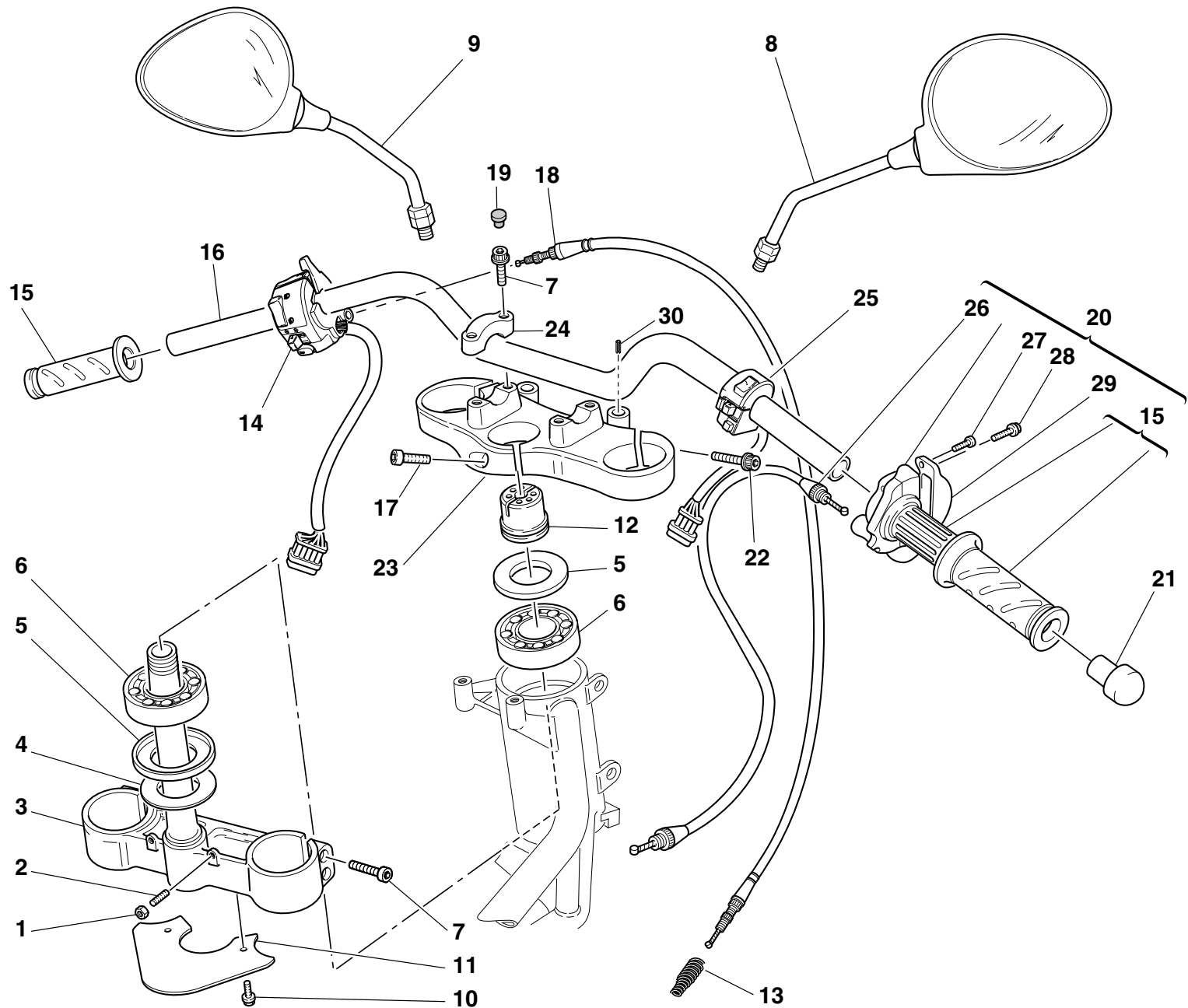
DRAWING 025 FRONT AND REAR WHEELS

NOTES	NO.	CODE NO.	DESCRIPTION	VALIDITY	Q.TY	
	1	501.2.104.1AA	Front wheel rim		1	
	2	497.2.001.2A	Valve		1	
	3	714.1.028.1A	Inner spacer		1	
	4	75162.2566	Bearing		4	
	5	492.4.024.1A	Brake disc		2	
	6	770.1.003.1A	Screw		6	
	7	771.1.020.1A	Screw		12	
	8	819.1.017.1A	Front wheel spindle		1	
	9	714.1.045.1A	Spacer		1	
	10	0000.64471	Seal ring		1	
	11	884.5.008.1A	Gear Circlip tool		1	
	12	0803.77.010	Valve		1	
	13	502.2.110.1AA	Rear wheel rim		1	
	14	714.1.046.1A	Inner spacer		1	
	15	492.4.003.2A	Brake disc		1	
	16	676.4.032.2A	Chain (106 Links)		1	
	17	75162.3075	Bearing		2	
	18	700.1.005.1A	Vibration damper		6	
	19	821.1.039.1B	Pin		6	
	20	748.4.024.1A	Nut		6	
	21	160.1.049.1B	Rear sprocket flange		1	
	22	710.1.041.1C	Bush		1	
	23	494.1.101.1A	Ring gear z=48		1	
	24	676.2.057.1A	Final drive kit		1	
	25	713.1.097.1C	Spacer		1	
	26	748.1.014.1B	Fork nut		1	

NOTES	NO.	CODE NO.	DESCRIPTION	VALIDITY	Q.TY	
-------	-----	----------	-------------	----------	------	---

DRAWING 026

HANDLEBAR AND CONTROLS






DRAWING **026** HANDLEBAR AND CONTROLS

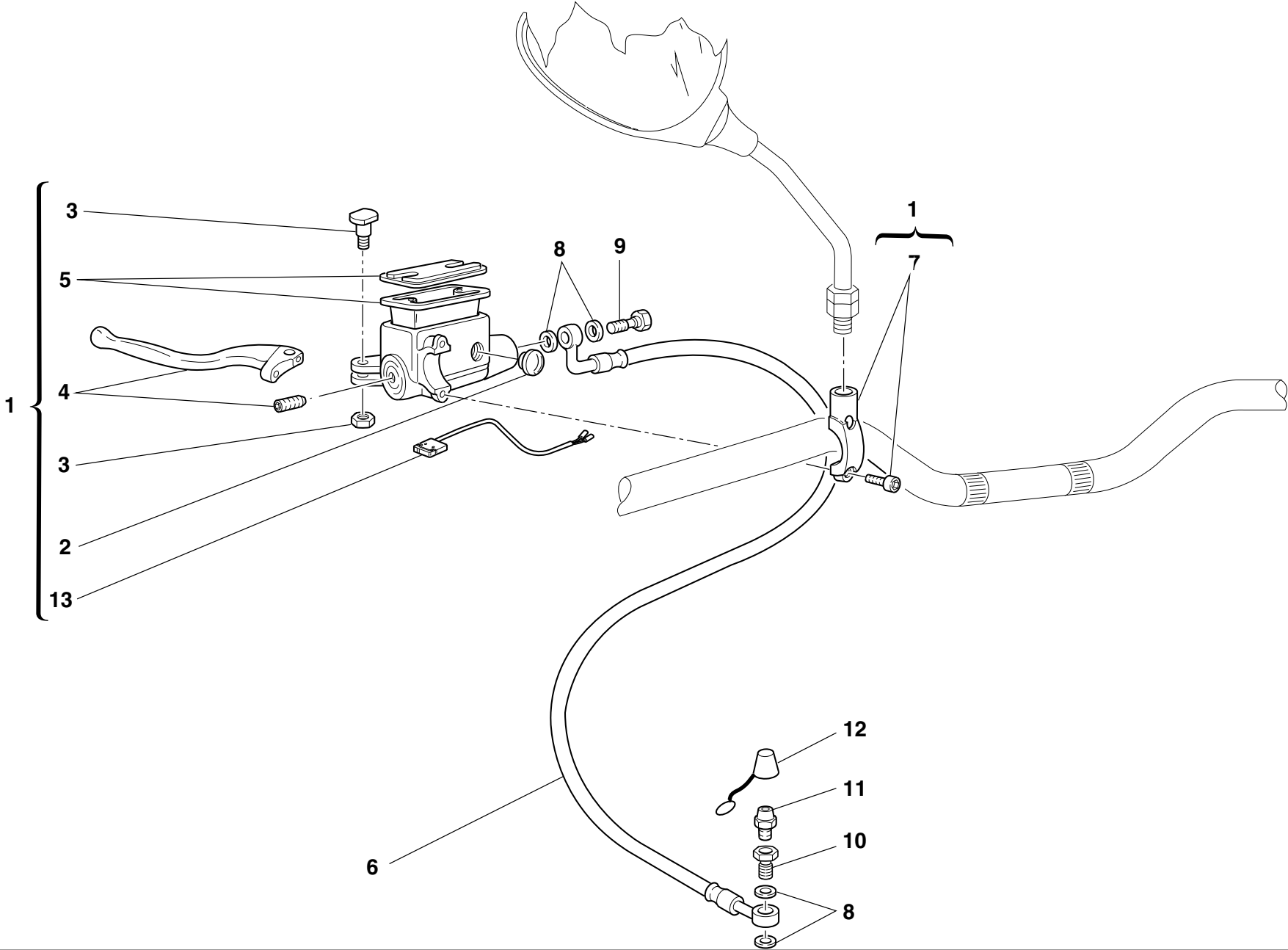
NOTES	NO.	CODE NO.	DESCRIPTION	VALIDITY	Q.TY	
	1	417.9.030.8A	Nut		2	
	2	779.1.099.1A	Special screw		2	
	3	342.2.015.1C	Steering head base		1	
	4	852.1.103.1A	Washer		1	
	5	930.1.004.1A	Seal ring		2	
	6	702.4.004.1A	Bearing		2	
	7	60N102557	Screw		8	
	8	523.4.014.1A	R.H. rear-view mirror		1	
	9	523.4.015.1A	L.H. rear-view mirror		1	
	10	772.5.004.1A	Screw		2	
	11	460.1.076.2A	Mudflap		1	
	12	703.1.013.1A	Ring nut		1	
	13	799.1.058.1A	Starter control transmission return spring		1	
	14	651.4.011.1A	L.H. switch		1	
	15	8000.78345	Grips pair		1	
	16	360.1.035.1A	Handlebar		1	
	17	70700.8N01	Screw		1	
	18	657.1.015.1A	Flexible cable		1	
	19	0659.37.040	Cap		4	
	20	654.2.003.1A	Throttle control		1	
	21	872.1.028.1A	Cap		2	
	22	771.5.725.2B	Screw		2	
	23	341.1.030.1C	Steering head		1	
	24	360.1.033.1B	Bracket		2	
	25	650.4.008.1B	R.H. switch		1	
	26	656.1.036.2A	Throttle control transmission		1	
	27	8000.66774	Screw		2	

CATALOGUE No: 915.1.215.1A  
ISSUED: 03 - 04

NOTES	NO.	CODE NO.	DESCRIPTION	VALIDITY	Q.TY	
	28	772.5.023.1A	Screw		2	
	29	658.4.002.1B	Cover		1	
	30	861.5.003.1A	Spring pin		2	

CATALOGUE No: 915.1.215.1A  
ISSUED: 03 - 04


DRAWING 027 CLUTCH CONTROL



DRAWING

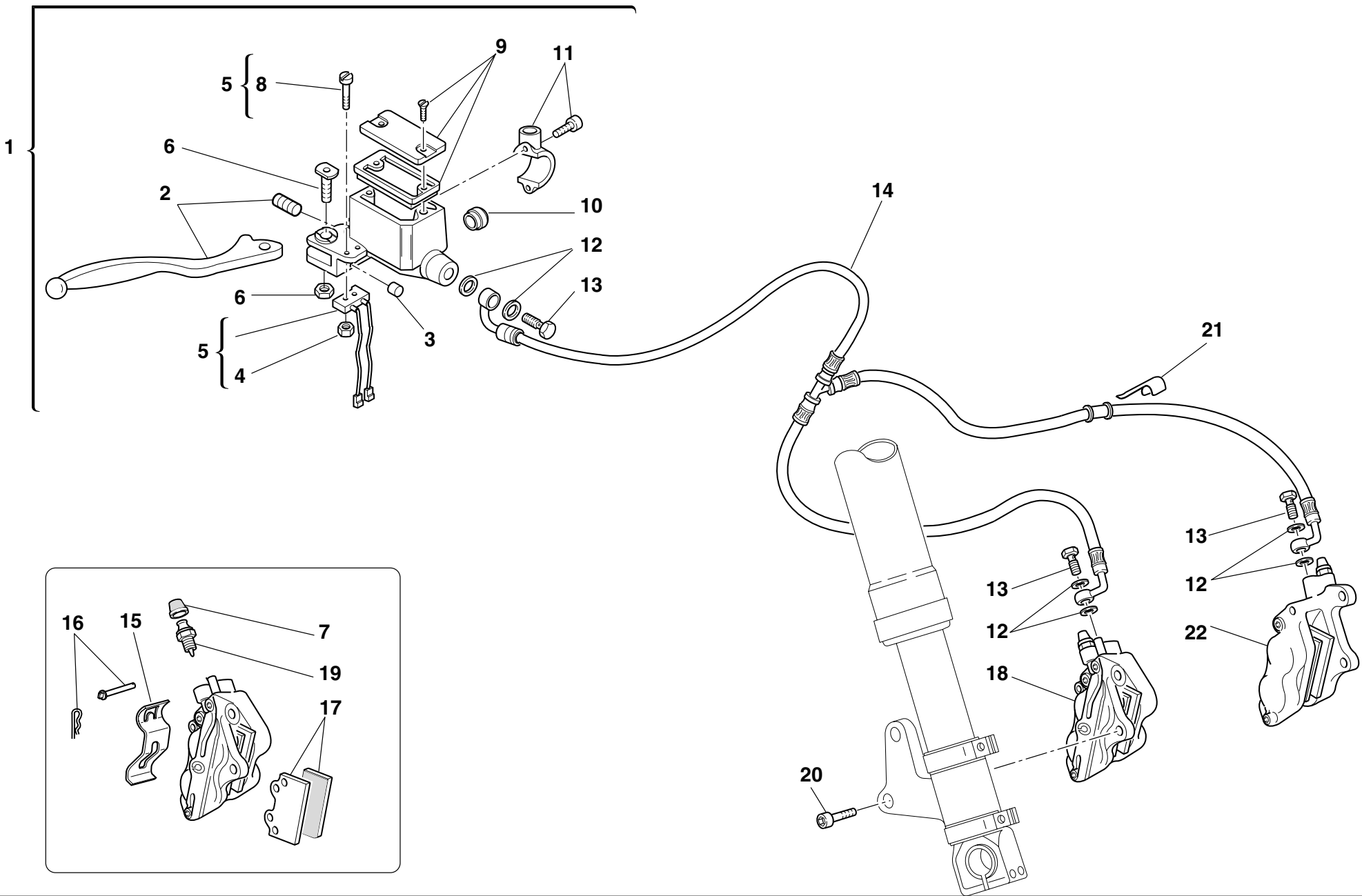
027

CLUTCH CONTROL


NOTES	NO.	CODE NO.	DESCRIPTION	VALIDITY	Q.TY	
	1	630.4.025.1A	Clutch drive pump		1	
	2	0000.49654	Spare inspection window		1	
	3	0000.46664	Spare lever pin		1	
	4	626.1.003.1D	Lever with dowel		1	
	5	0000.46665	Spare cap		1	
	6	632.1.009.2L	Clutch control pipe (METAL PLAITED)		1	
	7	626.4.029.1A	Spare bracket		1	
	8	852.5.024.1A	Gasket th.1		4	
	9	779.1.366.1AB	Special screw		1	
	10	779.1.082.2A	Filler		1	
	11	0000.33552	Bleed		1	
	12	612.4.005.1A	Dust seal		1	
	13	539.4.034.1A	Microswitch		1	

NOTES	NO.	CODE NO.	DESCRIPTION	VALIDITY	Q.TY	
-------	-----	----------	-------------	----------	------	---

DRAWING 028 FRONT BRAKE

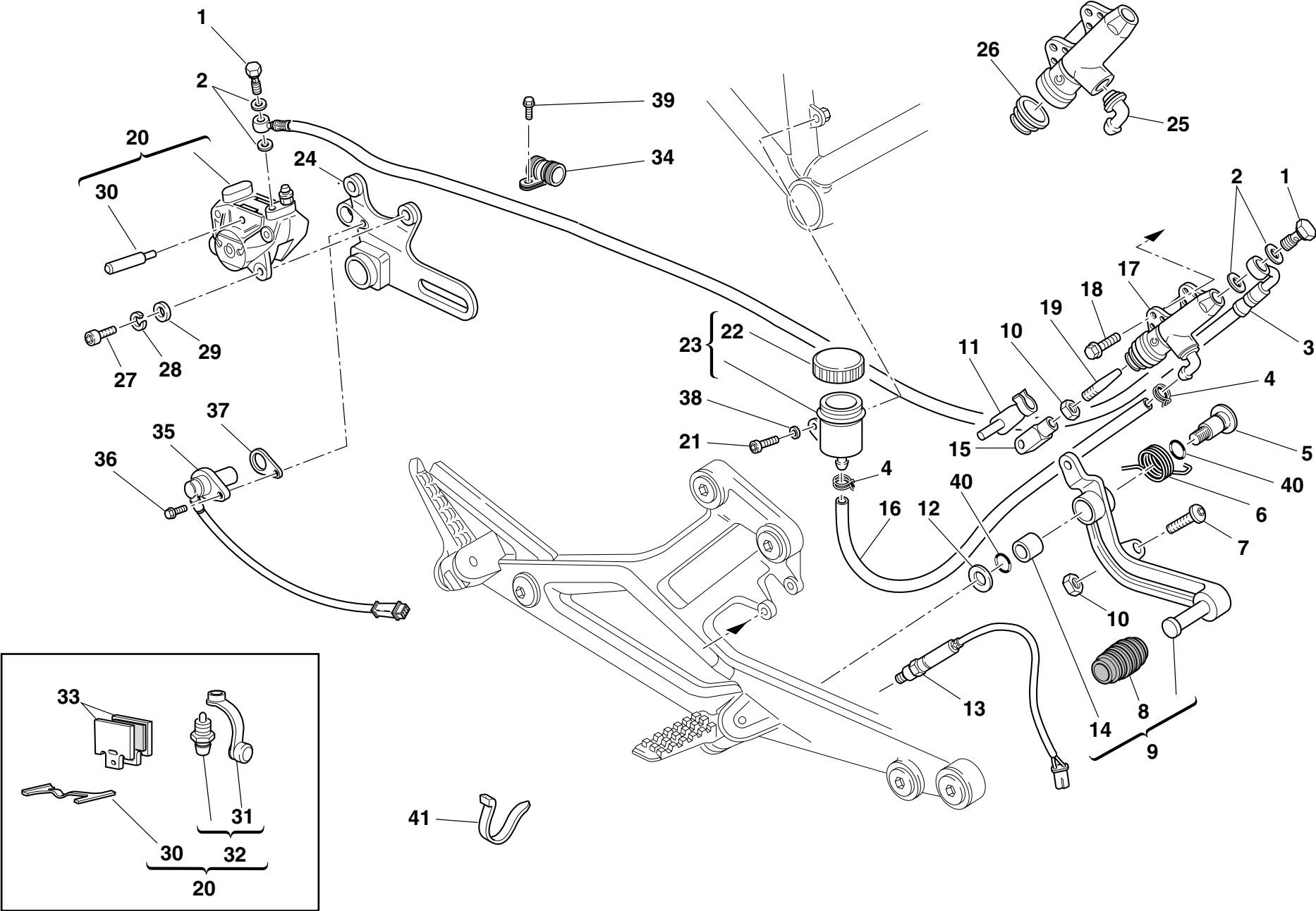


DRAWING **028** FRONT BRAKE

NOTES	NO.	CODE NO.	DESCRIPTION	VALIDITY	Q.TY	
	1	624.4.025.1A	Front brake pump		1	
	2	626.1.002.1A	Lever with dowel		1	
	3	195.4.002.1A	Rubber pad		1	
	4	72465.0214	Nut		2	
	5	539.4.004.1B	Microswitch		1	
	6	0000.46664	Spare lever pin		1	
	7	612.4.008.1A	Dust seal		2	
	8	776.5.307.2A	Screw		2	
	9	0000.46665	Spare cap		1	
	10	626.4.003.1A	Spare inspection window		1	
	11	626.4.023.1A	Spare bracket		1	
	12	852.5.024.1A	Gasket th.1		6	
	13	779.1.366.1AB	Special screw		3	
	14	618.4.039.1A	Caliper pump pipe (METAL PLAITED)		1	
	15	612.4.017.1A	Spring		2	
	16	612.4.014.1A	Spare pins and spring		2	
	17	613.4.020.1A	Pads pair		2	
	18	610.4.012.2B	R.H. brake caliper		1	
	19	631.4.004.1A	Spare bleed union		2	
	20	771.5.431.2B	Screw		4	
	21	829.1.141.1B	Fairlead		2	
	22	610.4.011.2B	L.H. brake caliper		1	

NOTES	NO.	CODE NO.	DESCRIPTION	VALIDITY	Q.TY	
-------	-----	----------	-------------	----------	------	---


DRAWING 029 REAR BRAKE



DRAWING **029** REAR BRAKE

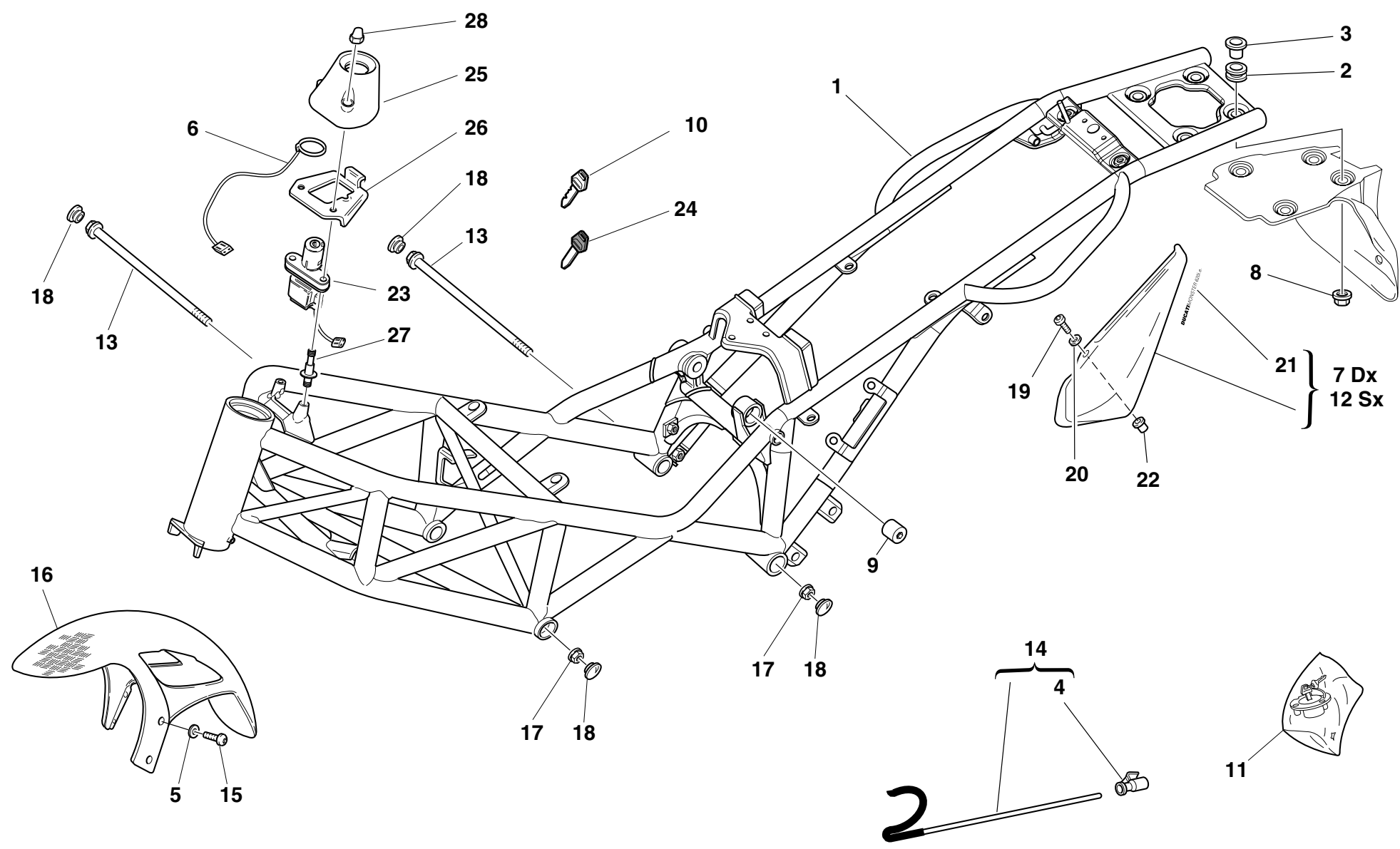
NOTES	NO.	CODE NO.	DESCRIPTION	VALIDITY	Q.TY	
	1	779.1.366.1AB	Special screw		2	
	2	852.5.024.1A	Gasket th.1		4	
	3	619.4.018.1A	Rear brake line		1	
	4	741.4.043.1A	Hose guide		2	
	5	821.1.170.1A	Pin		1	
	6	799.1.044.1A	Spring		1	
	7	779.1.054.1AA	Special screw		1	
	8	765.1.001.1A	Rubber pad		1	
	9	457.2.007.1A	Brake control lever		1	
	10	417.9.030.6A	Nut		2	
	11	850.1.005.1A	Spring		1	
	12	0000.59485	Washer		1	
	13	539.4.003.1B	Switch		1	
	14	8000.59056	Bush		1	
	15	184.1.001.1A	Fork		1	
	16	877.1.039.1A	Tube		1	
	17	625.4.005.1AB	Rear brake pump		1	
	18	772.5.023.1A	Screw		2	
	19	8000.62586	Adjuster rod		1	
	20	611.4.002.4A	Rear brake caliper		1	
	21	707006N02	Screw		1	
	22	893.4.005.1A	Cap		1	
	23	585.4.001.1A	Complete oil tank		1	
	24	825.1.030.1A	Caliper holder plate		1	
	25	631.4.008.1A	Spare union		1	
	26	626.4.013.1A	Dust cover		1	
	27	771.5.125.2C	Screw		2	

CATALOGUE No: 915.1.215.1A  
ISSUED: 03 - 04

NOTES	NO.	CODE NO.	DESCRIPTION	VALIDITY	Q.TY	
	28	734008N01	Spring washer		2	
	29	0670.80.010	Washer		2	
	30	612.4.013.1B	Spare pins and spring		1	
	31	612.4.008.1A	Dust seal		1	
	32	0000.39727	Spare bleed union		1	
	33	613.4.031.1A	Pads pair		1	
	34	741.4.062.1A	Clip		1	
	35	552.4.037.1A	Sensor		1	
	36	771.5.665.2B	Screw		1	
	37	713.1.192.1A	Spacer		1	
	38	734406N01	Washer		1	
	39	8A00.67997	Screw		1	
	40	230213	O-ring		2	
	41	0691.91.030	Hose guide		1	

CATALOGUE No: 915.1.215.1A  
ISSUED: 03 - 04

DRAWING 030 FRAME






DRAWING **030** **FRAME**

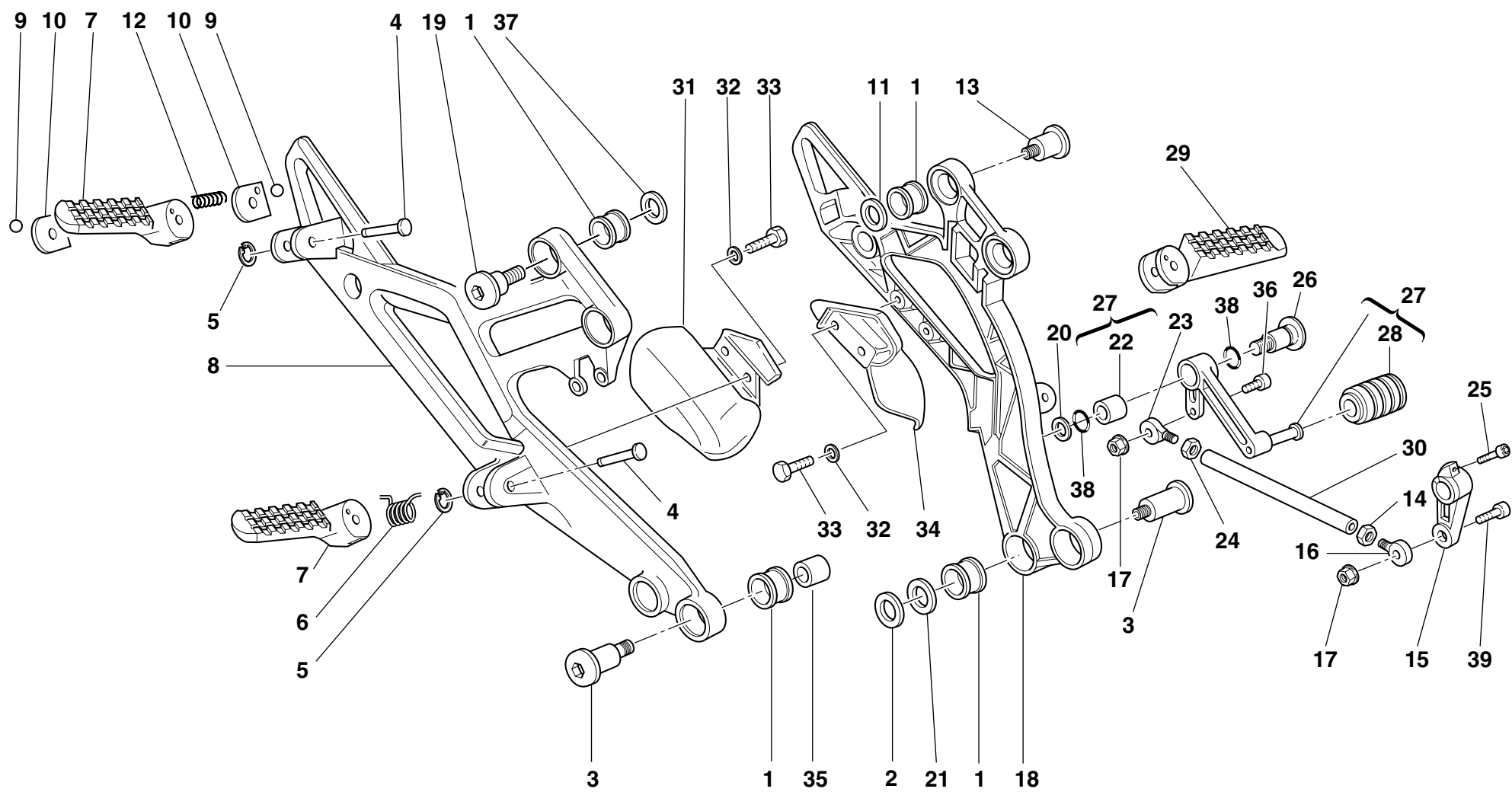
NOTES	NO.	CODE NO.	DESCRIPTION	VALIDITY	Q.TY	
	1	470.1.056.3AA	Frame		1	
	2	764.1.029.1A	Rubber pad		4	
	3	0000.44099	Spacer		4	
	4	764.1.015.1B	Rubber pad		1	
	5	856.1.042.1A	Nylon washer		4	
	6	518.4.004.1B	Antenna		1	
	7	482.1.060.1AA	R.H. body panel		1	
	8	729906FN1	Nut		4	
	9	750.1.060.1A	Nut		1	
	10	598.4.018.1A	Wrench without Transponder		2	
	11	598.2.030.1A	Locks kit		1	
	12	482.1.043.1AA	L.H. body panel		1	
	13	779.1.213.1A	Screw		2	
	14	117.2.049.1A	Rod		1	
	15	772.5.023.1A	Screw		4	
	16	564.1.031.1B	Front mudguard (CARBON)		1	
	17	748.4.002.1A	Nut		2	
	18	872.1.026.1A	Cap		4	
	19	775.1.002.1A	Screw		4	
	20	0000.63161	Washer		4	
	21	436.1.114.1A	Sticker "DUCATI MONSTER 620i.e."		2	
	22	0000.63150	Insert		4	
	23	652.4.006.1A	Key-operated switch		1	
	24	598.4.016.1A	Wrench with Transponder		1	
	25	246.1.060.2A	Cover		1	
	26	827.1.211.1A	Plate		1	
	27	779.1.221.1A	Special screw		2	

CATALOGUE No: 915.1.215.1A  
ISSUED: 03 - 04


NOTES	NO.	CODE NO.	DESCRIPTION	VALIDITY	Q.TY	
	28	749.4.002.1A	Nut		2	

CATALOGUE No: 915.1.215.1A  
ISSUED: 03 - 04


DRAWING 031 GEARCHANGE LEVER - FOOT REST



DRAWING 031 GEARCHANGE LEVER - FOOT REST

NOTES	NO.	CODE NO.	DESCRIPTION	VALIDITY	Q.TY	
	1	8000.60683	Vibration damper		8	
	2	852.1.065.1A	Washer		2	
	3	779.1.206.1A	Screw		4	
	4	821.1.090.1A	Pin		4	
	5	0170.91.730	Ring		4	
	6	8000.60700	Spring		2	
	7	464.1.017.1A	R.H. foot-rest		2	
	8	824.1.024.1AB	R.H. foot peg holder plate		1	
	9	847.4.002.1A	Ball		4	
	10	827.1.161.1A	Plate		4	
	11	852.1.099.1A	Washer		2	
	12	8000.62655	Spring		2	
	13	779.1.204.1A	Screw		2	
	14	417.9.030.6A	Nut		1	
	15	0370.69.020	Gearchange control lever		1	
	16	76401.0002	Ball joint		1	
	17	763106N01	El-stop nut		2	
	18	824.1.023.1AB	L.H. foot peg holder plate		1	
	19	779.1.212.1A	Screw		2	
	20	0000.59485	Washer		1	
	21	716.1.056.1A	Spacer		1	
	22	8000.59056	Bush		1	
	23	76401.0003	Ball joint		1	
	24	747.5.001.1A	L.H. nut		1	
	25	779.5.011.1A	Screw		1	
	26	821.1.170.1A	Pin		1	
	27	456.2.009.1A	Gearchange lever		1	

CATALOGUE No: 915.1.215.1A  
ISSUED: 03 - 04

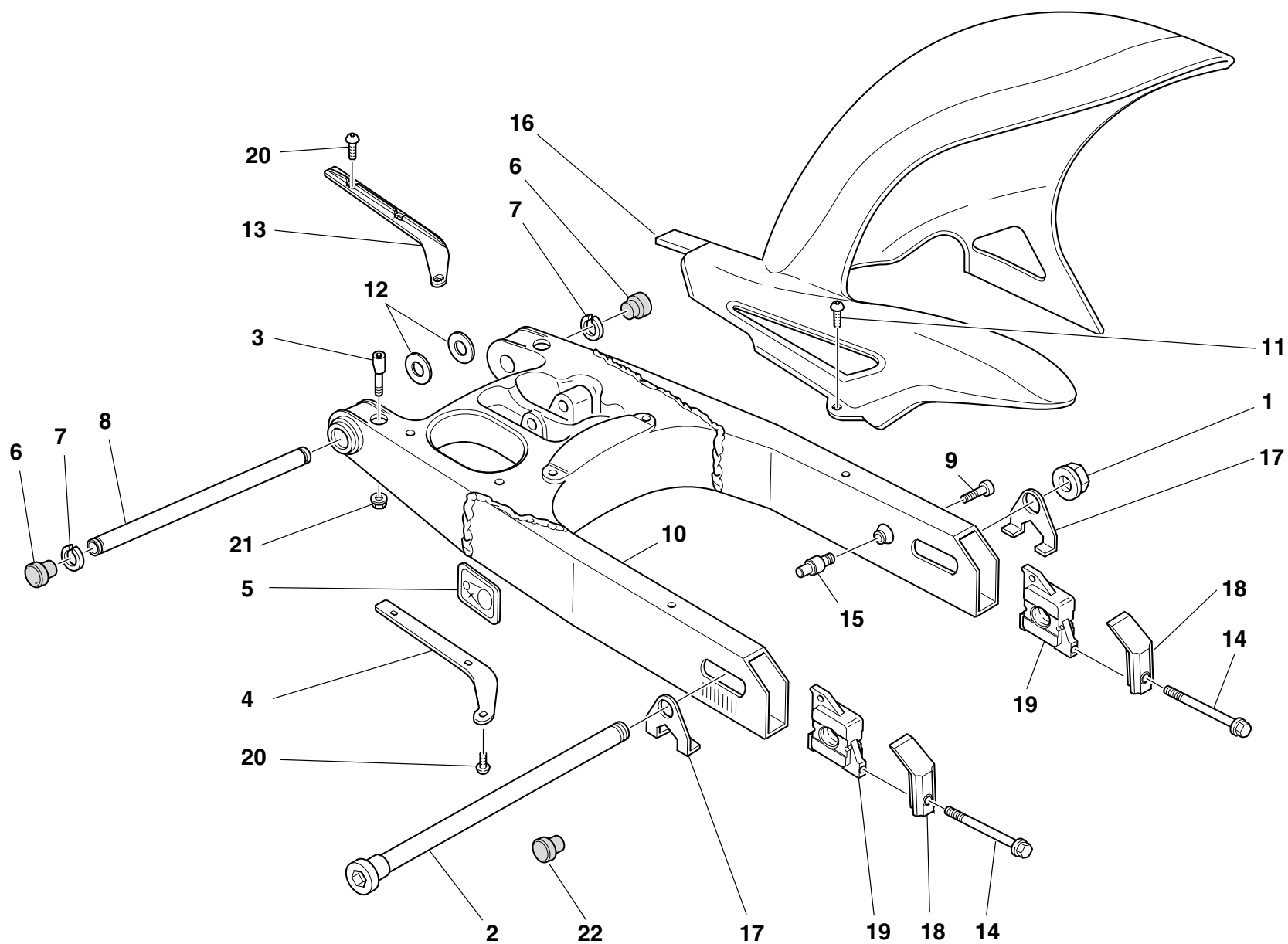
NOTES	NO.	CODE NO.	DESCRIPTION	VALIDITY	Q.TY	
	28	765.1.001.1A	Rubber pad		1	
	29	464.1.018.1A	L.H. foot-rest		2	
	30	117.1.028.1A	Gearbox transmission rod		1	
	31	460.1.038.2B	R.H. protection		1	
	32	0670.72.010	Washer		4	
	33	60N101077	Screw		4	
	34	460.1.039.2B	L.H. protection		1	
	35	852.1.117.1A	Washer		2	
	36	779.5.001.1A	Screw		1	
	37	852.1.116.1A	Washer		2	
	38	230213	O-ring		2	
	39	771.5.667.8B	Screw		1	

CATALOGUE No: 915.1.215.1A  
ISSUED: 03 - 04


DRAWING

032

## SWINGARM AND CHAIN



DRAWING **032** SWINGARM AND CHAIN

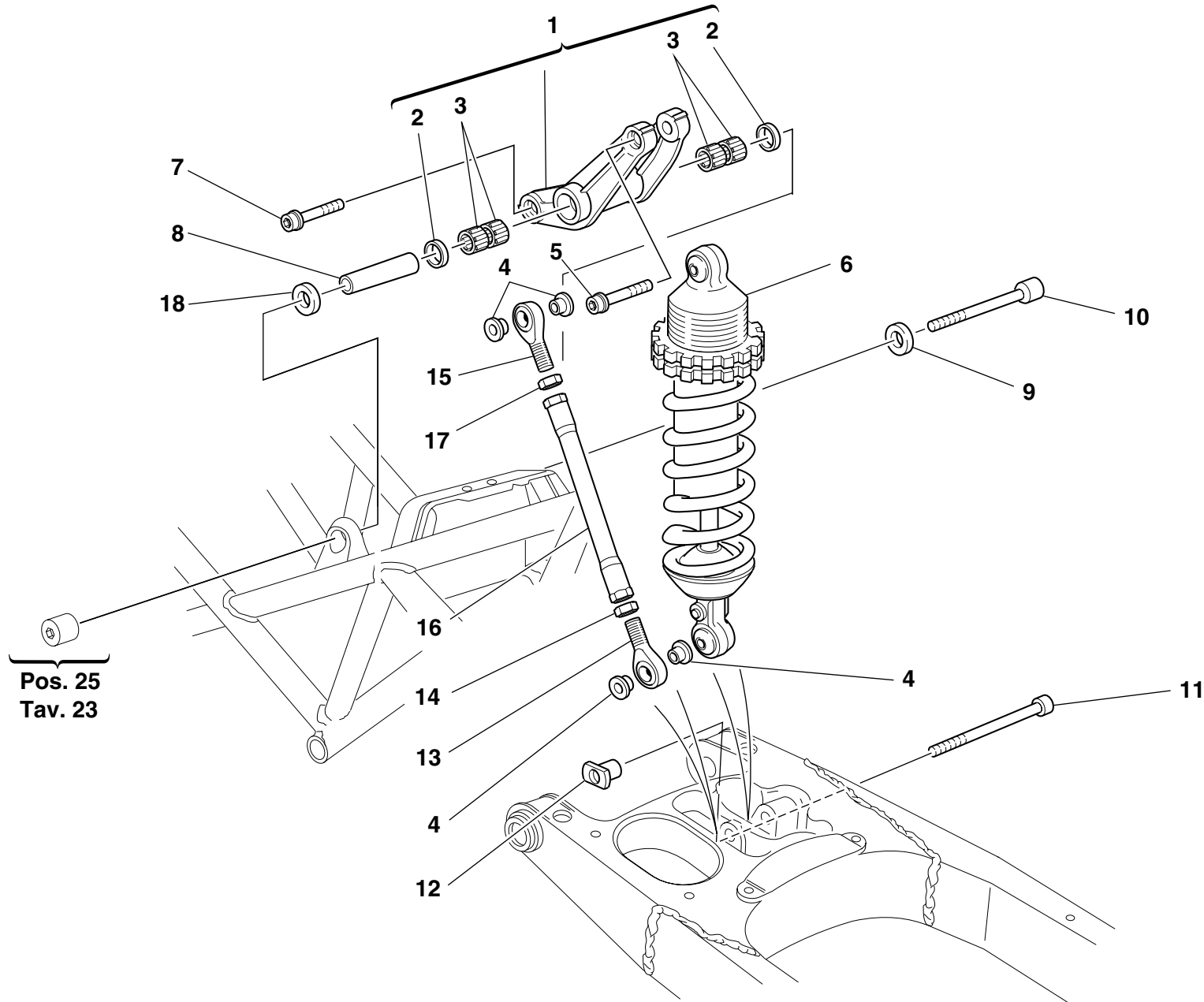
NOTES	NO.	CODE NO.	DESCRIPTION	VALIDITY	Q.TY	
	1	748.1.023.1A	Nut		1	
	2	819.1.039.1A	Rear wheel spindle		1	
	3	808.1.046.1A	Clamp		2	
	4	447.1.043.1A	Lower chain sliding shoe		1	
	5	433.1.290.1A	Chain adjustment sticker		1	
	6	872.1.019.1A	Cap		2	
	7	884.4.007.1A	Snap ring		2	
	8	369.1.004.1A	Swingarm pivot		1	
	9	60N102556	Screw		1	
	10	370.1.028.2C	Complete swingarm		1	
	11	779.1.119.2A	Screw		4	
	12	852.1.001.1A	Shim th. 1.8		2	
	12	852.1.002.1A	Shim th. 0.2		3	
	12	852.1.003.1A	Shim th. 0.1		1	
	13	447.1.044.1A	Upper chain sliding shoer		1	
	14	779.1.110.1A	Screw		2	
	15	821.1.113.1A	Locating pin		1	
	16	565.1.021.2A	Rear mudguard		1	
	17	374.1.002.1B	Plate		2	
	18	373.1.033.1A	Cover		2	
	19	373.1.032.1A	Sliding shoe		2	
	20	779.5.037.1A	Screw		6	
	21	748.4.034.1A	Nut		2	
	22	872.1.031.1A	Cap		1	

NOTES	NO.	CODE NO.	DESCRIPTION	VALIDITY	Q.TY	
-------	-----	----------	-------------	----------	------	---


DRAWING

**033**

**REAR SUSPENSION**



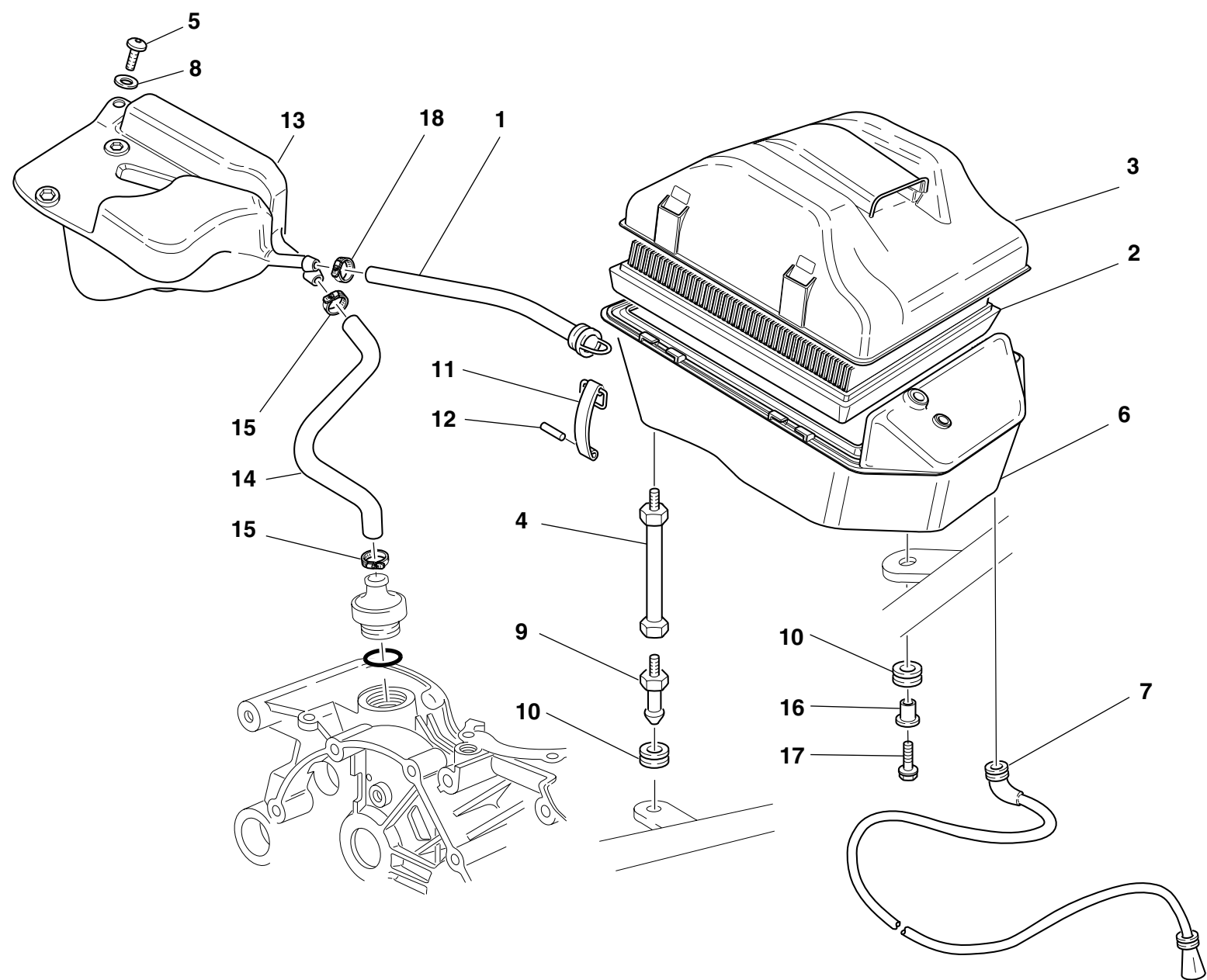
DRAWING **033** REAR SUSPENSION

NOTES	NO.	CODE NO.	DESCRIPTION	VALIDITY	Q.TY	
	1	372.2.008.3A	Rocker assembly		1	
	2	93781.1824	Seal ring		2	
	3	701.4.006.1A	Needle bearing		4	
	4	710.1.025.1A	Bush		4	
	5	771.5.938.2B	Screw		1	
	6	365.2.045.1A	Shock absorber		1	
	7	771.5.937.2B	Screw		1	
	8	715.1.004.1A	Spacer		1	
	9	710.1.085.1A	Spacer		1	
	10	771.1.015.1A	Screw		1	
	11	771.1.016.1A	Screw		1	
	12	710.1.048.1A	Bush		1	
	13	848.4.027.1A	Ball joint		1	
	14	417.9.090.1A	Nut		1	
	15	848.4.026.1A	Ball joint		1	
	16	875.1.038.2A	Tie rod		1	
	17	747.1.006.1A	Nut		1	
	18	710.1.088.1A	Spacer		1	

NOTES	NO.	CODE NO.	DESCRIPTION	VALIDITY	Q.TY	
-------	-----	----------	-------------	----------	------	---

DRAWING **034**

**AIR INDUCTIO AND OIL VENT**






DRAWING

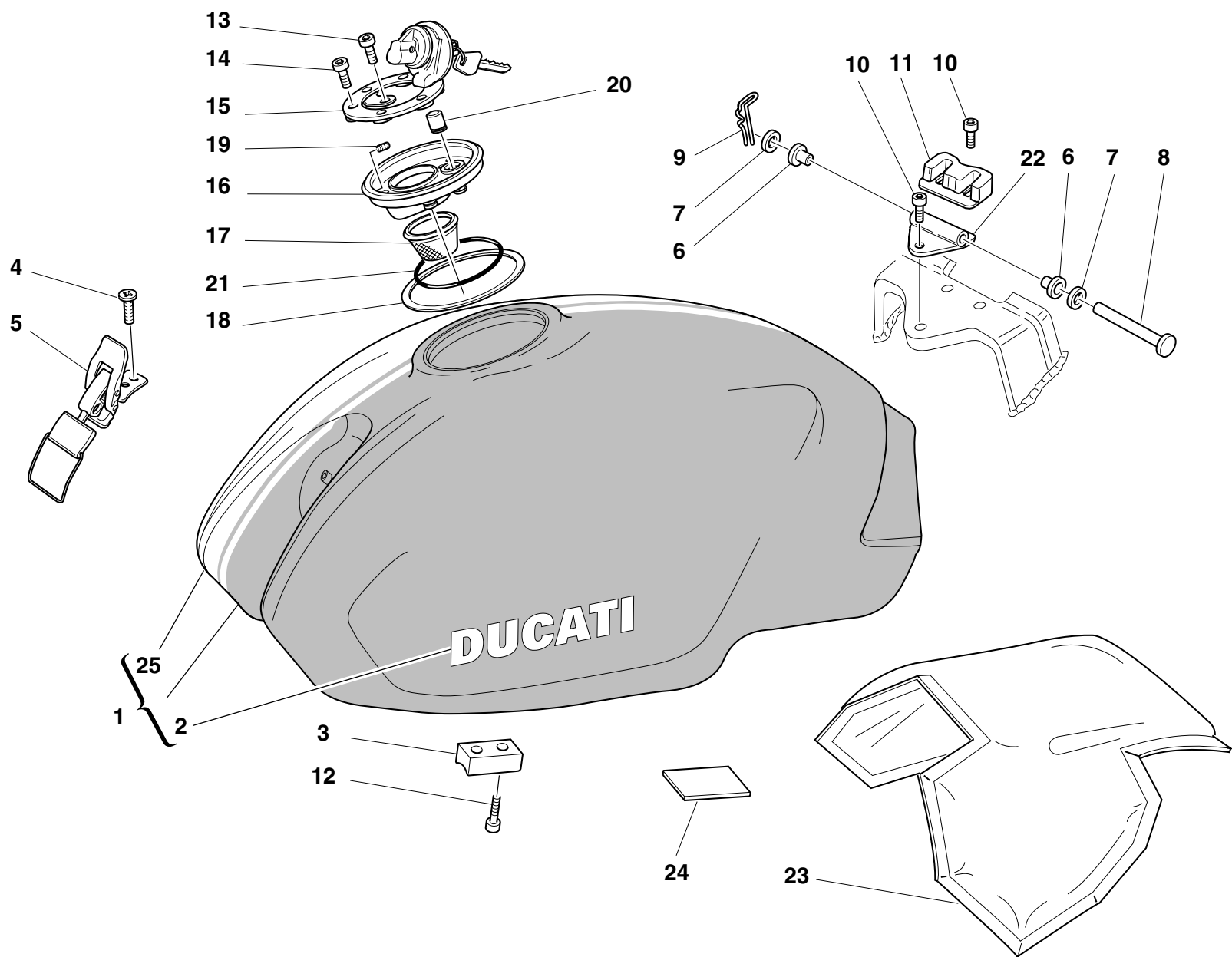
034

AIR INDUCTIO AND OIL VENT


NOTES	NO.	CODE NO.	DESCRIPTION	VALIDITY	Q.TY	
	1	876.1.082.1A	Filter/fuel tank outlet pipe		1	
	2	426.1.010.1A	Filter element		1	
	3	246.2.011.1B	Filter case cover		1	
	4	684.1.026.1A	Stud bolt		2	
	5	60N102510	Screw		1	
	6	442.2.068.3A	Air filter box		1	
	7	877.2.002.1A	Tube		1	
	8	0670.72.010	Washer		1	
	9	821.1.075.1A	Pin		2	
	10	8000.18048	Rubber pad		3	
	11	760.1.003.1B	Hook		4	
	12	74223.1045	Spring pin		4	
	13	585.1.031.1A	Oil breather tank		1	
	14	876.1.066.1A	Breather pipe		1	
	15	741.4.002.1A	Hose guide		2	
	16	716.1.022.1A	Spacer		1	
	17	772.5.023.1A	Screw		1	
	18	741.4.024.1A	Hose guide		1	

NOTES	NO.	CODE NO.	DESCRIPTION	VALIDITY	Q.TY	
-------	-----	----------	-------------	----------	------	---

DRAWING 035 FUEL TANK

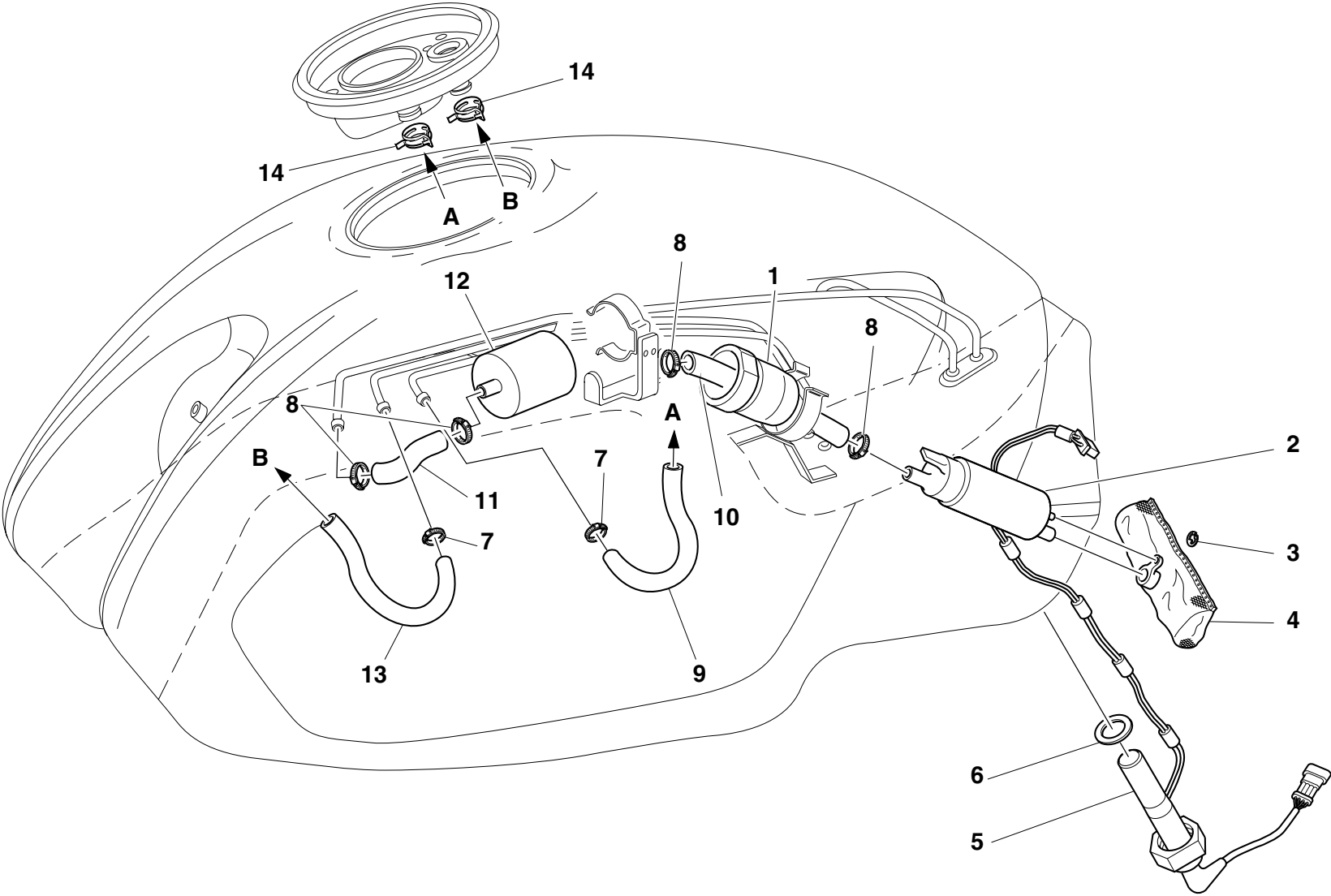


DRAWING **035** FUEL TANK

NOTES	NO.	CODE NO.	DESCRIPTION	VALIDITY	Q.TY	
	1	586.1.037.2AY	Fuel tank (RED/WHITE STRIP)		1	
	2	436.1.148.1A	Sticker "DUCATI" (RED)		2	
	3	866.1.040.1A	Pad		2	
	4	777.5.019.7E	Screw		2	
	5	760.4.006.1B	Hook		1	
	6	712.1.013.3A	Bush		2	
	7	80C0.05893	Shim		2	
	8	821.1.028.2B	Pin		1	
	9	8000.62705	Split pin		1	
	10	60N102504	Screw		3	
	11	866.1.037.1A	Pad		1	
	12	779.5.004.1A	Screw		4	
	13	771.5.040.2B	Screw		1	
	14	771.5.045.7E	Screw		3	
	15	895.4.001.2A	Tank cap		1	
	16	160.1.013.1B	Flange		1	
	17	802.1.005.1A	Hose		1	
	18	791.1.015.1A	Gasket		1	
	19	779.5.007.1A	Screw		8	
	20	791.1.039.1A	Gasket		1	
	21	886.4.011.1A	O-Ring		1	
	22	80B0.62672	Bracket		1	
	23	486.1.056.1A	Panel (BLACK)		1	
	24	433.1.251.1A	Plate sticker		1	
	25	436.1.147.1A	White strip		1	

NOTES	NO.	CODE NO.	DESCRIPTION	VALIDITY	Q.TY	
-------	-----	----------	-------------	----------	------	---


DRAWING **036** FUEL SYSTEM



DRAWING

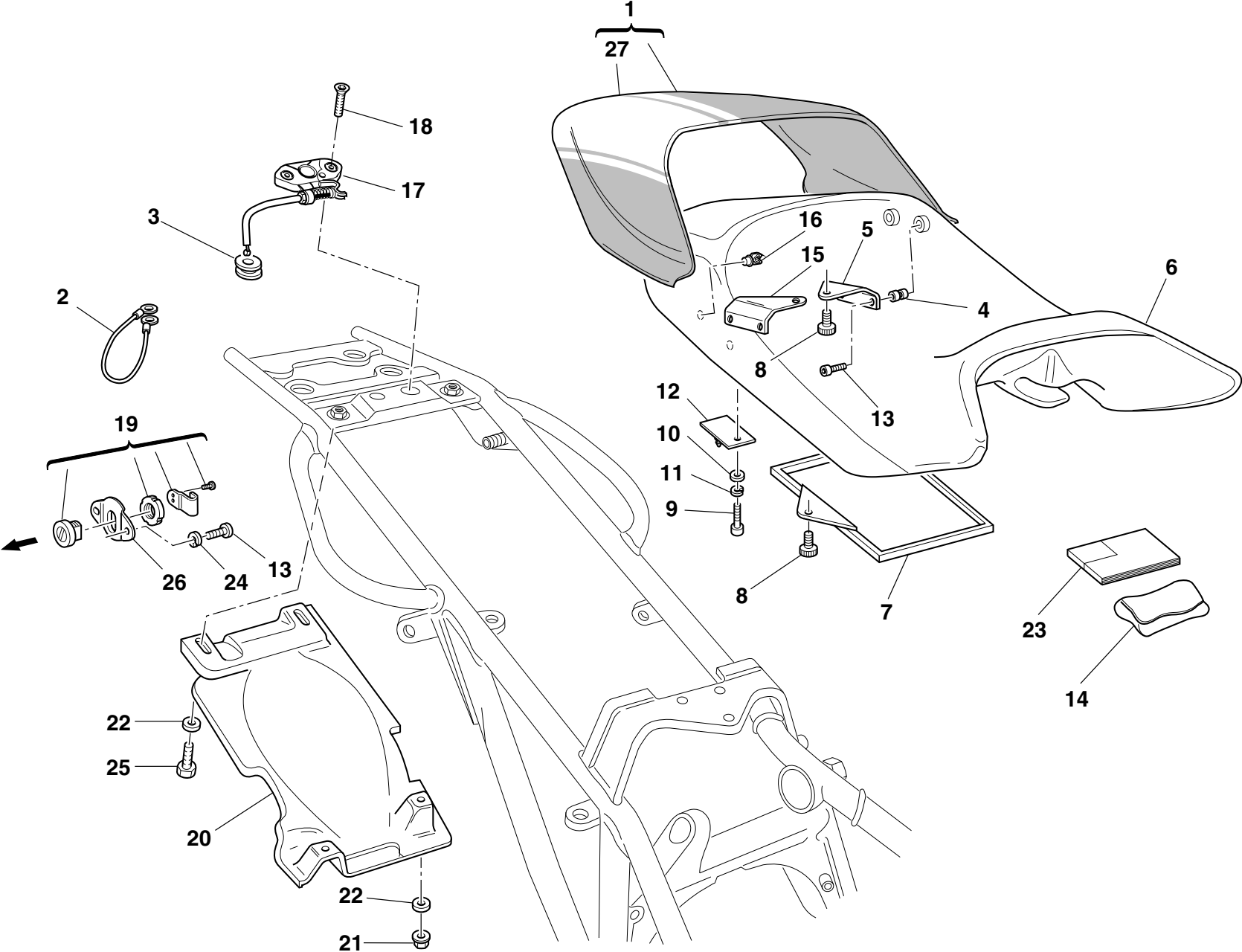
036

FUEL SYSTEM

NOTES	NO.	CODE NO.	DESCRIPTION	VALIDITY	Q.TY	
	1	829.1.296.1A	Pump holder		1	
	2	430.4.004.1A	Fuel pump		1	
	3	884.4.012.1A	Gear Circlip tool		1	
	4	425.4.008.1A	Fuel filter		1	
	5	592.1.015.1A	Low fuel sensor		1	
	6	789.1.001.1A	Gasket		1	
	7	741.4.008.2A	Hose guide		2	
	8	741.4.004.1A	Hose guide		4	
	9	590.1.158.1A	Tube		1	
	10	590.1.125.1A	Tube		1	
	11	590.1.157.1A	Tube		1	
	12	425.4.004.1B	Fuel filter		1	
	13	590.1.178.1A	Tube		1	
	14	741.4.100.1A	Hose guide		2	

NOTES	NO.	CODE NO.	DESCRIPTION	VALIDITY	Q.TY	
-------	-----	----------	-------------	----------	------	---

DRAWING **037** SEAT



DRAWING **037** SEAT


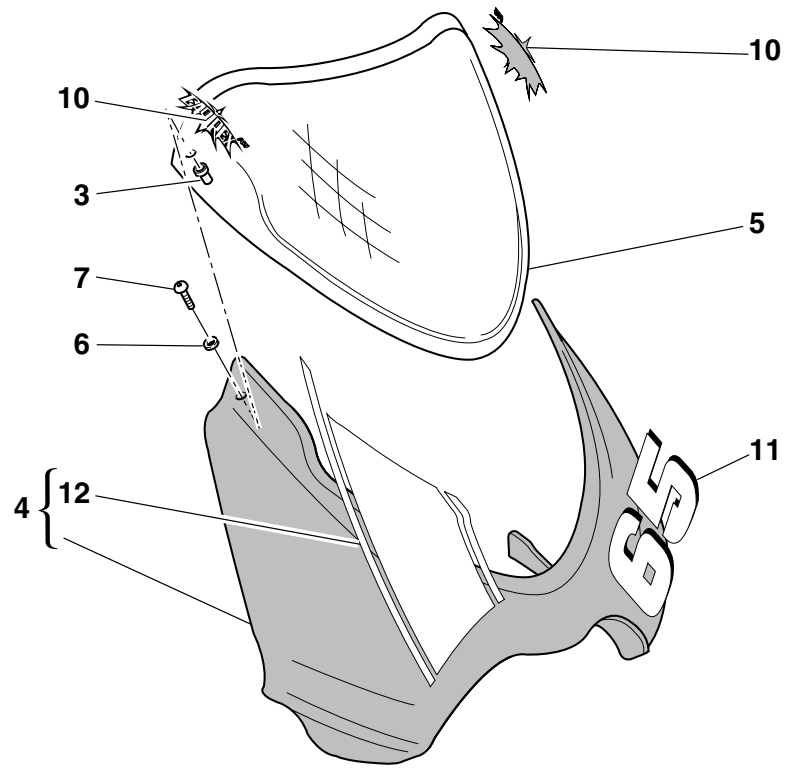
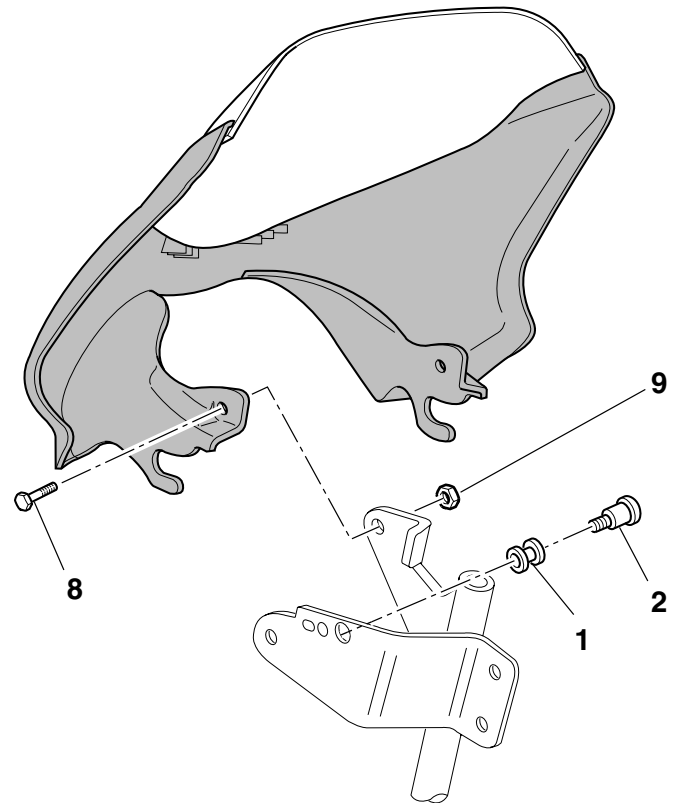
NOTES	NO.	CODE NO.	DESCRIPTION	VALIDITY	Q.TY	
	1	595.1.025.2BY	Cover (RED/WHITE STRIP)		1	
	2	732.1.007.1A	Helmet anti-theft wire		1	
	3	764.1.029.1A	Rubber pad		1	
	4	850.4.016.1A	Threaded insert		6	
	5	827.1.097.1A	L.H. plate		1	
	6	595.1.036.2A	Seat padding		1	
	7	247.1.086.1A	Cover		1	
	8	779.1.104.1A	Special screw		3	
	9	779.5.010.1A	Screw		2	
	10	734306N01	Washer		2	
	11	734006N01	Spring washer		2	
	12	829.2.237.2A	Pin		1	
	13	60N102482	Screw		6	
	14	697.2.006.2B	Tool bag		1	
	15	827.1.096.1A	R.H. plate		1	
	16	696.1.008.1A	Spring		2	
	17	732.2.010.2A	Flexible cable		1	
	18	777.5.036.2B	Screw		2	
	19	598.2.010.1A	Seat lock		1	
	20	565.1.017.2A	Mudflap		1	
	21	729906FN1	Nut		2	
	22	0670.72.010	Washer		4	
	23	913.7.084.1E	Owner's manual		1	
	24	734005N01	Spring washer		2	
	25	60N101077	Screw		2	
	26	829.1.236.1A	Plate		1	
	27	436.1.150.1A	White strip		1	

CATALOGUE No: 915.1.215.1A  
ISSUED: 03 - 04

NOTES	NO.	CODE NO.	DESCRIPTION	VALIDITY	Q.TY	
-------	-----	----------	-------------	----------	------	---


CATALOGUE No: 915.1.215.1A  
ISSUED: 03 - 04

DRAWING 038 HEADLIGHT FAIRING



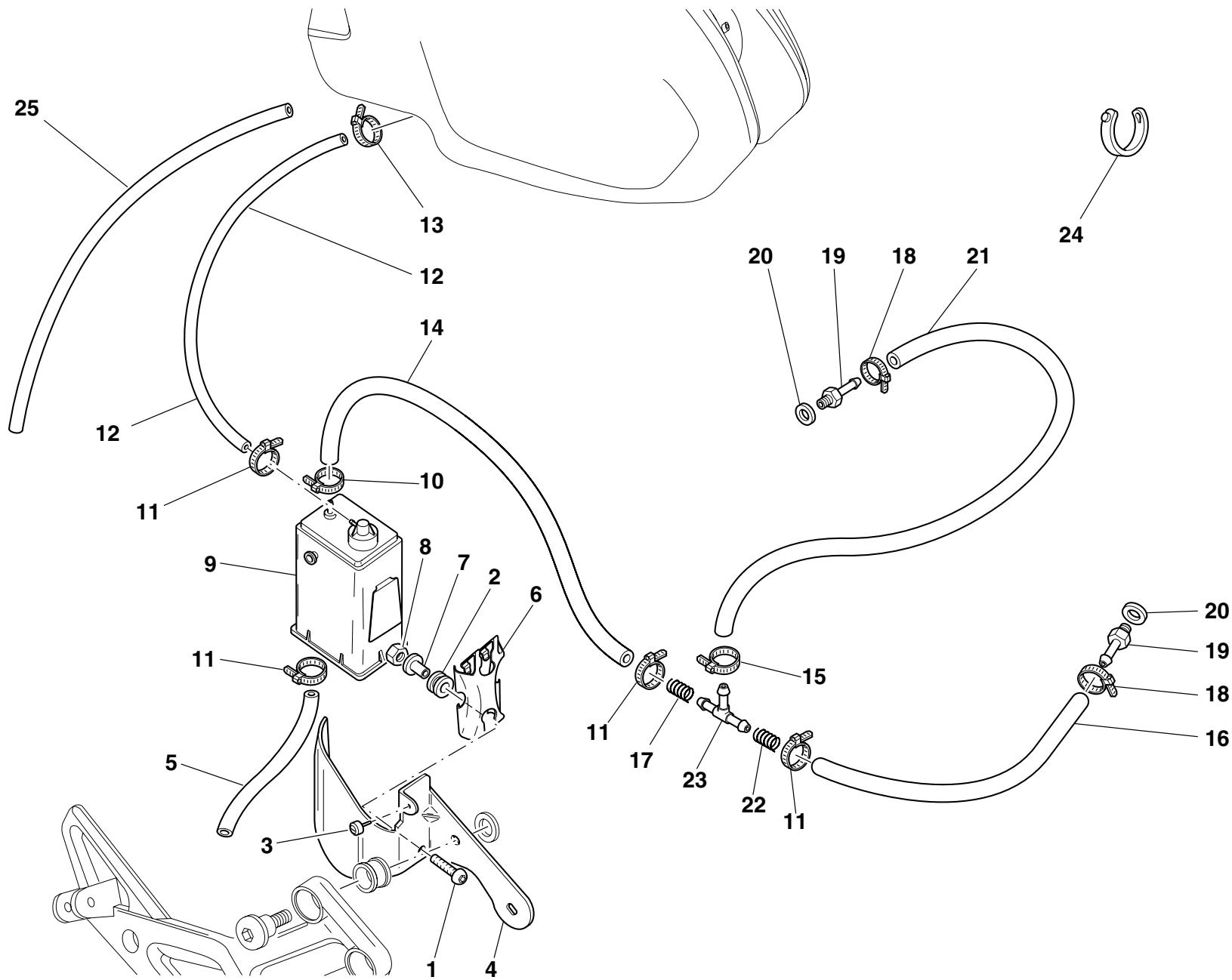


DRAWING **038** HEADLIGHT FAIRING


NOTES	NO.	CODE NO.	DESCRIPTION	VALIDITY	Q.TY	
	1	0370.72.020	Vibration damper pad		2	
	2	779.1.195.1A	Screw		2	
	3	0000.63150	Insert		2	
	4	481.1.023.1AY	Headlight fairing (RED/WHITE STRIP)		1	
	5	487.1.023.1A	Windshield		1	
	6	0000.63161	Washer		2	
	7	779.1.088.1A	Screw		2	
	8	772.5.024.1A	Screw		2	
	9	0000.44240	Nut		2	
	10	438.1.389.1A	Sticker "CAPIREX"		2	
	11	438.1.390.1A	Decal "65"		1	
	12	436.1.149.1A	White strip		1	
	13	438.1.391.1A	Decal "65"		1	

NOTES	NO.	CODE NO.	DESCRIPTION	VALIDITY	Q.TY	
-------	-----	----------	-------------	----------	------	---

DRAWING 039 FUEL INFEED

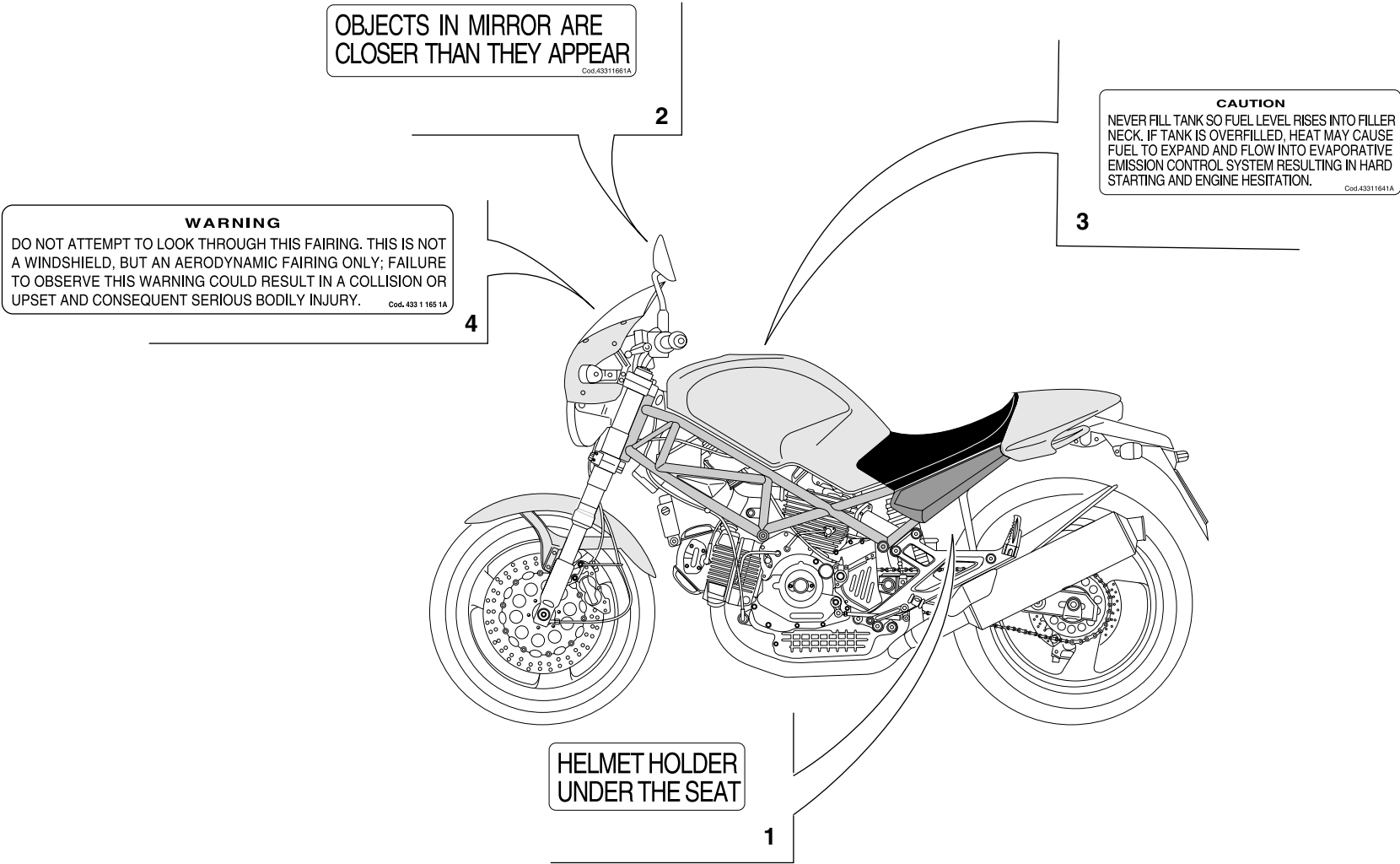


DRAWING **039** FUEL INFEED

NOTES	NO.	CODE NO.	DESCRIPTION	VALIDITY	Q.TY	
	1	779.1.008.1A	Screw		2	
	2	764.1.029.1A	Rubber pad		2	
	3	8000.66308	Vibration damper pad		1	
	4	827.1.186.1A	Bracket		1	
	5	590.1.141.1A	Tube		1	
	6	827.1.157.1A	Plate		1	
	7	716.1.043.1A	Spacer		2	
	8	729906FN1	Nut		2	
	9	426.1.007.1B	CANISTER filter		1	
	10	741.4.058.1A	Hose guide		1	
	11	741.4.063.1A	Hose guide		4	
	12	590.1.170.1A	Filter/fuel tank outlet pipe		1	
	13	741.4.001.1A	Hose guide		1	
	14	590.1.191.1A	Tube		1	
	15	741.4.059.1A	Hose guide		1	
	16	590.1.111.1B	Tube		1	
	17	799.1.105.1A	Spring		1	
	18	741.4.013.1B	Hose guide		2	
	19	814.1.091.2A	Union		2	
	20	0250.70.223	Aluminium gasket		2	
	21	590.1.139.1A	Tube		1	
	22	799.1.118.1B	Spring		1	
	23	0361.98.850	Shunt valve		1	
	24	0691.91.030	Hose guide		2	
	25	590.1.136.1A	Breather pipe		1	

NOTES	NO.	CODE NO.	DESCRIPTION	VALIDITY	Q.TY	
-------	-----	----------	-------------	----------	------	---


DRAWING **040** MARKING PLATES



DRAWING

040

MARKING PLATES

NOTES	NO.	CODE NO.	DESCRIPTION	VALIDITY	Q.TY	
	1	433.1.170.1A	Sticker		1	
	2	433.1.166.1A	Label		2	
	3	433.1.164.1A	Sticker		1	
	4	433.1.165.1A	Sticker		1	

NOTES	NO.	CODE NO.	DESCRIPTION	VALIDITY	Q.TY	
-------	-----	----------	-------------	----------	------	---

INDEX

CODE No.	Drwg.	POS. N.	CODE No.	Drwg.	POS. N.	CODE No.	Drwg.	POS. N.	CODE No.	Drwg.	POS. N.	CODE No.	Drwg.	POS. N.
0000.33552	27	11	0000.64471	25	10	0619.50.065	12	17	0670.16.184	3	11	0723.92.505	014	19
0000.36230	23	15	0000.66527	18	5	0619.92.180	14	8	0670.16.184	3	15	0723.92.505	015	16
0000.36726	22	2	0124.40.060	8	7	0619.92.180	15	8	0670.16.185	3	15	0723.92.506	014	19
0000.36726	23	23	0170.91.730	31	5	0647.70.010	14	12	0670.49.310	9	26	0723.92.506	015	16
0000.39727	29	32	0204.70.105	13	7	0647.70.010	15	20	0670.49.910	9	21	0723.92.507	014	19
0000.44099	23	8	0250.70.223	16	12	0659.37.040	26	19	0670.72.010	31	32	0723.92.507	015	16
0000.44099	30	3	0250.70.223	39	20	0659.38.226	22	15	0670.72.010	34	8	0723.92.508	014	19
0000.44240	23	9	0251.47.050	3	1	0660.13.060	2	19	0670.72.010	37	22	0723.92.508	015	16
0000.44240	38	9	0251.47.054	3	1	0660.13.070	2	13	0670.80.010	29	29	0723.92.509	014	19
0000.46664	27	3	0272.91.090	2	8	0660.13.143	2	9	0670.92.190	14	8	0723.92.509	015	16
0000.46664	28	6	0335.03.465	16	25	0660.13.165	2	25	0670.92.190	15	8	0723.92.510	014	19
0000.46665	27	5	0340.13.075	2	11	0660.47.040	6	13	0691.91.030	18	23	0723.92.510	015	16
0000.46665	28	9	0340.13.080	2	12	0660.47.230	6	8	0691.91.030	23	2	0723.92.511	014	19
0000.49654	27	2	0361.98.850	39	23	0660.47.290	6	6	0691.91.030	29	41	0723.92.511	015	16
0000.56525	19	13	0367.49.275	10	11	0660.49.053	9	17	0691.91.030	39	24	0723.92.512	014	19
0000.56803	18	11	0370.69.020	31	15	0660.49.268	10	13	0723.92.239	14	19	0723.92.512	015	16
0000.59485	29	12	0370.72.020	38	1	0660.50.020	12	8	0723.92.239	15	16	0723.92.513	014	19
0000.59485	31	20	0370.84.005	20	1	0660.92.310	13	18	0723.92.500	014	19	0723.92.513	015	16
0000.62729	16	20	0375.92.210	14	13	0665.49.680	5	8	0723.92.500	015	16	0723.92.514	014	19
0000.62729	20	23	0375.92.210	15	19	0670.16.145	3	7	0723.92.501	014	19	0723.92.514	015	16
0000.62729	23	21	0400.09.050	2	21	0670.16.150	3	3	0723.92.501	015	16	0723.92.515	014	19
0000.62730	20	24	0400.17.030	7	1	0670.16.155	3	19	0723.92.502	014	19	0723.92.515	015	16
0000.63150	18	20	0400.29.125	2	34	0670.16.163	3	11	0723.92.502	015	16	0723.92.516	014	19
0000.63150	30	22	0400.29.126	2	34	0670.16.164	3	15	0723.92.503	014	19	0723.92.516	015	16
0000.63150	38	3	0400.49.240	11	18	0670.16.165	3	15	0723.92.503	015	16	0723.92.517	014	19
0000.63161	30	20	0400.49.240	5	13	0670.16.170	3	26	0723.92.504	014	19	0723.92.517	015	16
0000.63161	38	6	051.2.001.1A	1	10	0670.16.171	3	26	0723.92.504	015	16	0723.92.518	014	19

INDEX

CODE No.	Drwg.	POS. N.	CODE No.	Drwg.	POS. N.	CODE No.	Drwg.	POS. N.	CODE No.	Drwg.	POS. N.	CODE No.	Drwg.	POS. N.
0723.92.518	015	16	0723.92.533	014	19	0723.92.547	015	16	0723.92.605	014	19	0723.92.745	015	16
0723.92.519	014	19	0723.92.533	015	16	0723.92.548	014	19	0723.92.605	015	16	0727.92.050	014	17
0723.92.519	015	16	0723.92.534	014	19	0723.92.548	015	16	0723.92.615	014	19	0727.92.050	015	14
0723.92.520	014	19	0723.92.534	015	16	0723.92.549	014	19	0723.92.615	015	16	0727.92.051	014	17
0723.92.520	015	16	0723.92.535	014	19	0723.92.549	015	16	0723.92.625	014	19	0727.92.051	015	14
0723.92.521	014	19	0723.92.535	015	16	0723.92.550	014	19	0723.92.625	015	16	0727.92.052	014	17
0723.92.521	015	16	0723.92.537	014	19	0723.92.550	015	16	0723.92.635	014	19	0727.92.052	015	14
0723.92.522	014	19	0723.92.537	015	16	0723.92.551	014	19	0723.92.635	015	16	0727.92.053	014	17
0723.92.522	015	16	0723.92.538	014	19	0723.92.551	015	16	0723.92.645	014	19	0727.92.053	015	14
0723.92.523	014	19	0723.92.538	015	16	0723.92.552	014	19	0723.92.645	015	16	0727.92.054	014	17
0723.92.523	015	16	0723.92.539	014	19	0723.92.552	015	16	0723.92.655	014	19	0727.92.054	015	14
0723.92.524	014	19	0723.92.539	015	16	0723.92.553	014	19	0723.92.655	015	16	0727.92.055	014	17
0723.92.524	015	16	0723.92.540	014	19	0723.92.553	015	16	0723.92.675	014	19	0727.92.055	015	14
0723.92.525	014	19	0723.92.540	015	16	0723.92.554	014	19	0723.92.675	015	16	0727.92.056	014	17
0723.92.525	015	16	0723.92.541	014	19	0723.92.554	015	16	0723.92.685	014	19	0727.92.056	015	14
0723.92.526	014	19	0723.92.541	015	16	0723.92.555	014	19	0723.92.685	015	16	0727.92.057	014	17
0723.92.526	015	16	0723.92.542	014	19	0723.92.555	015	16	0723.92.695	014	19	0727.92.057	015	14
0723.92.527	014	19	0723.92.542	015	16	0723.92.556	014	19	0723.92.695	015	16	0727.92.058	014	17
0723.92.527	015	16	0723.92.543	014	19	0723.92.556	015	16	0723.92.705	014	19	0727.92.058	015	14
0723.92.528	014	19	0723.92.543	015	16	0723.92.565	014	19	0723.92.705	015	16	0727.92.059	014	17
0723.92.528	015	16	0723.92.544	014	19	0723.92.565	015	16	0723.92.715	014	19	0727.92.059	015	14
0723.92.529	014	19	0723.92.544	015	16	0723.92.575	014	19	0723.92.715	015	16	0727.92.060	014	17
0723.92.529	015	16	0723.92.545	014	19	0723.92.575	015	16	0723.92.725	014	19	0727.92.060	015	14
0723.92.530	014	19	0723.92.545	015	16	0723.92.585	014	19	0723.92.725	015	16	0727.92.061	014	17
0723.92.530	015	16	0723.92.546	014	19	0723.92.585	015	16	0723.92.735	014	19	0727.92.061	015	14
0723.92.531	014	19	0723.92.546	015	16	0723.92.595	014	19	0723.92.735	015	16	0727.92.062	014	17
0723.92.531	015	16	0723.92.547	014	19	0723.92.595	015	16	0723.92.745	014	19	0727.92.062	015	14

INDEX

CODE No.	Drwg.	POS. N.	CODE No.	Drwg.	POS. N.	CODE No.	Drwg.	POS. N.	CODE No.	Drwg.	POS. N.	CODE No.	Drwg.	POS. N.
0727.92.063	014	17	0727.92.076	015	14	0727.92.090	014	17	0727.92.156	015	14	0727.92.170	014	17
0727.92.063	015	14	0727.92.077	014	17	0727.92.090	015	14	0727.92.157	014	17	0727.92.170	015	14
0727.92.064	014	17	0727.92.077	015	14	0727.92.091	014	17	0727.92.157	015	14	0727.92.171	014	17
0727.92.064	015	14	0727.92.078	014	17	0727.92.091	015	14	0727.92.158	014	17	0727.92.171	015	14
0727.92.065	014	17	0727.92.078	015	14	0727.92.092	014	17	0727.92.158	015	14	0727.92.172	014	17
0727.92.065	015	14	0727.92.079	014	17	0727.92.092	015	14	0727.92.159	014	17	0727.92.172	015	14
0727.92.066	014	17	0727.92.079	015	14	0727.92.093	014	17	0727.92.159	015	14	0727.92.173	014	17
0727.92.066	015	14	0727.92.080	014	17	0727.92.093	015	14	0727.92.160	014	17	0727.92.173	015	14
0727.92.067	014	17	0727.92.080	015	14	0727.92.094	014	17	0727.92.160	015	14	0727.92.174	014	17
0727.92.067	015	14	0727.92.081	014	17	0727.92.094	015	14	0727.92.161	014	17	0727.92.174	015	14
0727.92.068	014	17	0727.92.081	015	14	0727.92.095	014	17	0727.92.161	015	14	0727.92.175	014	17
0727.92.068	015	14	0727.92.082	014	17	0727.92.095	015	14	0727.92.162	014	17	0727.92.175	015	14
0727.92.069	014	17	0727.92.082	015	14	0727.92.096	014	17	0727.92.162	015	14	0727.92.176	014	17
0727.92.069	015	14	0727.92.083	014	17	0727.92.096	015	14	0727.92.163	014	17	0727.92.176	015	14
0727.92.070	014	17	0727.92.083	015	14	0727.92.150	014	17	0727.92.163	015	14	0727.92.177	014	17
0727.92.070	015	14	0727.92.084	014	17	0727.92.150	015	14	0727.92.164	014	17	0727.92.177	015	14
0727.92.071	014	17	0727.92.084	015	14	0727.92.151	014	17	0727.92.164	015	14	0727.92.178	014	17
0727.92.071	015	14	0727.92.085	014	17	0727.92.151	015	14	0727.92.165	014	17	0727.92.178	015	14
0727.92.072	014	17	0727.92.085	015	14	0727.92.152	014	17	0727.92.165	015	14	0727.92.179	014	17
0727.92.072	015	14	0727.92.086	014	17	0727.92.152	015	14	0727.92.166	014	17	0727.92.179	015	14
0727.92.073	014	17	0727.92.086	015	14	0727.92.153	014	17	0727.92.166	015	14	0727.92.180	014	17
0727.92.073	015	14	0727.92.087	014	17	0727.92.153	015	14	0727.92.167	014	17	0727.92.180	015	14
0727.92.074	014	17	0727.92.087	015	14	0727.92.154	014	17	0727.92.167	015	14	0727.92.181	014	17
0727.92.074	015	14	0727.92.088	014	17	0727.92.154	015	14	0727.92.168	014	17	0727.92.181	015	14
0727.92.075	014	17	0727.92.088	015	14	0727.92.155	014	17	0727.92.168	015	14	0727.92.182	014	17
0727.92.075	015	14	0727.92.089	014	17	0727.92.155	015	14	0727.92.169	014	17	0727.92.182	015	14
0727.92.076	014	17	0727.92.089	015	14	0727.92.156	014	17	0727.92.169	015	14	0727.92.183	014	17



INDEX

CODE No.	Drwg.	POS. N.	CODE No.	Drwg.	POS. N.	CODE No.	Drwg.	POS. N.	CODE No.	Drwg.	POS. N.	CODE No.	Drwg.	POS. N.
0727.92.183	015	14	0755.29.025	6	14	148.1.122.1A	13	22	176.1.001.1A	12	6	240.1.010.1AB	15	12
0727.92.184	014	17	0755.29.025	8	23	148.1.123.1A	13	16	176.1.009.1A	12	10	240.1.028.1A	15	24
0727.92.184	015	14	0755.49.265	10	2	149.1.033.1A	3	2	180.1.008.1A	2	24	242.2.045.1A	11	19
0727.92.185	014	17	0759.49.280	9	15	149.1.034.1A	3	25	182.2.018.1A	2	18	243.1.029.1A	5	17
0727.92.185	015	14	0765.92.185	14	8	150.2.061.1A	3	27	184.1.001.1A	29	15	243.2.028.2AC	5	1
0727.92.186	014	17	0765.92.185	15	8	150.2.062.1A	3	28	190.2.015.1A	4	7	245.1.047.1A	8	2
0727.92.186	015	14	0765.92.190	14	8	158.2.018.1A	6	5	194.2.020.1A	4	5	245.1.048.1A	8	8
0727.92.187	014	17	0765.92.190	15	8	160.1.013.1B	35	16	195.4.002.1A	28	3	246.1.060.2A	30	25
0727.92.187	015	14	0765.92.205	14	8	160.1.049.1B	25	21	195.4.003.1A	4	19	246.1.061.1A	18	26
0727.92.188	014	17	0765.92.205	2	21	160.1.057.1A	12	13	196.1.024.1A	4	10	246.2.011.1B	34	3
0727.92.188	015	14	0796.38.305	22	11	160.1.076.1A	13	17	196.1.025.1A	4	22	247.1.002.1BC	11	9
0727.92.189	014	17	0797.41.090	22	22	170.2.031.1B	4	12	208.1.012.4A	14	14	247.1.083.1AE	11	4
0727.92.189	015	14	0797.72.068	23	7	171.2.020.2B	8	10	208.1.012.4A	15	17	247.1.086.1A	37	7
0727.92.190	014	17	0799.13.110	2	27	172.1.108.1A	3	10	209.1.012.4A	14	16	247.1.174.1A	9	2
0727.92.190	015	14	0803.77.010	25	12	172.1.109.1A	3	8	209.1.012.4A	15	18	250.1.038.1A	9	5
0727.92.191	014	17	0805.17.125	7	7	172.1.110.1A	3	5	210.1.015.1A	14	22	254.1.001.1A	11	7
0727.92.191	015	14	117.1.028.1A	31	30	172.1.111.1A	3	9	210.1.015.1A	15	6	254.4.001.1A	5	4
0727.92.192	014	17	117.2.007.1A	4	16	172.1.112.1A	3	18	211.1.015.1A	14	21	255.1.001.1B	8	13
0727.92.192	015	14	117.2.049.1A	30	14	172.1.113.1A	3	24	211.1.015.1A	15	7	255.1.014.1A	13	3
0727.92.193	014	17	120.2.075.2A	7	8	172.1.114.1A	3	22	220.3.208.3A	9	16	264.4.014.3B	11	1
0727.92.193	015	14	120.2.076.2A	7	4	172.1.115.1A	3	21	225.2.076.2A	10	1	264.4.022.1A	11	1
0727.92.194	014	17	121.1.027.1A	7	3	172.1.116.1A	3	20	230213	29	40	270.4.001.1A	12	1
0727.92.194	015	14	121.2.023.1B	7	11	172.1.117.1A	3	23	230213	31	38	276.1.025.1B	12	16
0727.92.195	014	17	122.2.073.2A	7	9	173.1.012.3A	12	20	235.1.026.1A	13	11	280.4.007.1A	16	10
0727.92.195	015	14	140.2.014.2A	16	11	174.1.002.1A	9	3	235.1.027.1A	13	5	282.4.033.3A	16	1
0727.92.239	14	17	146.2.089.1A	6	1	174.1.025.1A	9	12	235.2.031.1A	13	20	283.4.003.1A	16	21
0727.92.239	15	14	147.1.015.1A	8	4	174.2.025.5A	9	1	240.1.010.1AB	14	10	284.4.002.1A	16	2

INDEX

CODE No.	Drwg.	POS. N.	CODE No.	Drwg.	POS. N.	CODE No.	Drwg.	POS. N.	CODE No.	Drwg.	POS. N.	CODE No.	Drwg.	POS. N.
286.4.071.1B	18	1	304.1.022.1A	15	4	373.1.033.1A	32	18	433.1.165.1A	40	4	462.4.037.6A	19	1
287.4.024.1B	16	8	304.1.022.1AB	14	3	374.1.002.1B	32	17	433.1.166.1A	40	2	463.2.019.6A	7	2
301.2.104.1AA	15	1	304.1.022.1AB	15	4	380.4.004.1B	18	16	433.1.170.1A	40	1	463.2.022.2A	16	14
301.2.105.1AA	14	1	304.1.022.1AC	14	3	389.4.006.1A	18	27	433.1.251.1A	35	24	463.4.001.1A	10	22
303.1.003.1A	14	4	304.1.022.1AC	15	4	389.4.007.1A	18	27	433.1.252.1D	18	6	464.1.017.1A	31	7
303.1.003.1A	15	3	341.1.030.1C	26	23	389.4.008.1A	18	27	433.1.290.1A	32	5	464.1.018.1A	31	29
303.1.003.1AB	14	4	342.2.015.1C	26	3	389.4.010.1A	18	27	436.1.114.1A	30	21	470.1.056.3AA	30	1
303.1.003.1AB	15	3	344.2.010.1A	24	13	389.4.013.1A	18	27	436.1.147.1A	35	25	470.1.062.1A	21	5
303.1.003.1AC	14	4	345.2.010.1A	24	11	389.4.014.1A	18	15	436.1.148.1A	35	2	481.1.023.1AY	38	4
303.1.003.1AC	15	3	347.2.004.1A	24	12	389.4.015.1A	18	27	436.1.149.1A	38	12	482.1.043.1AA	30	12
303.1.003.1AD	14	4	348.2.012.1A	24	7	389.4.016.1A	18	27	436.1.150.1A	37	27	482.1.060.1AA	30	7
303.1.003.1AD	15	3	349.1.143.1A	24	2	390.4.003.1A	23	22	438.1.389.1A	38	10	486.1.051.1A	5	6
303.1.004.1C	14	5	349.1.149.1A	24	14	395.4.013.1B	19	14	438.1.390.1A	38	11	486.1.056.1A	35	23
303.1.004.1C	15	2	349.1.152.1A	24	6	397.4.002.1A	19	4	438.1.391.1A	38	13	487.1.023.1A	38	5
303.1.004.1CB	14	5	349.1.157.1A	24	16	406.1.026.1C	21	1	442.2.068.3A	34	6	492.4.003.2A	25	15
303.1.004.1CB	15	2	349.2.019.1A	24	8	417.9.030.6A	29	10	444.4.003.4A	9	20	492.4.024.1A	25	5
303.1.004.1CC	14	5	349.2.025.1A	24	10	417.9.030.6A	31	14	447.1.043.1A	32	4	494.1.101.1A	25	23
303.1.004.1CC	15	2	349.2.026.1A	24	9	417.9.030.8A	26	1	447.1.044.1A	32	13	497.2.001.2A	25	2
303.1.004.1CD	14	5	350.1.014.1A	24	15	417.9.050.6A	19	2	449.1.043.2A	3	12	501.2.104.1AA	25	1
303.1.004.1CD	15	2	350.1.015.1A	24	5	417.9.090.1A	33	14	451.1.025.1A	8	16	502.2.110.1AA	25	13
304.1.021.1A	14	2	360.1.033.1B	26	24	420.2.006.4A	10	19	451.2.006.1A	8	17	510.1.075.1A	22	5
304.1.021.1A	15	5	360.1.035.1A	26	16	425.4.004.1B	36	12	455.2.003.1A	2	4	510.1.076.1B	23	11
304.1.021.1AB	14	2	365.2.045.1A	33	6	425.4.008.1A	36	4	456.2.009.1A	31	27	510.1.179.1A	18	3
304.1.021.1AB	15	5	369.1.004.1A	32	8	426.1.007.1B	39	9	457.2.007.1A	29	9	514.1.032.1A	1c	9
304.1.021.1AC	14	2	370.1.028.2C	32	10	426.1.010.1A	34	2	460.1.038.2B	31	31	514.1.033.1A	1c	13
304.1.021.1AC	15	5	372.2.008.3A	33	1	430.4.004.1A	36	2	460.1.039.2B	31	34	514.1.034.1A	1c	12
304.1.022.1A	14	3	373.1.032.1A	32	19	433.1.164.1A	40	3	460.1.076.2A	26	11	514.1.035.1A	1c	10

INDEX

CODE No.	Drwg.	POS. N.	CODE No.	Drwg.	POS. N.	CODE No.	Drwg.	POS. N.	CODE No.	Drwg.	POS. N.	CODE No.	Drwg.	POS. N.
514.1.036.1A	1c	10	539.4.034.1A	27	13	576.1.039.1A	20	13	598.4.016.1A	30	24	619.4.018.1A	29	3
514.1.037.1A	1c	6	540.4.010.1A	18	8	585.1.031.1A	34	13	598.4.018.1A	30	10	624.4.025.1A	28	1
514.1.038.1A	1c	14	541.4.003.1A	18	4	585.4.001.1A	29	23	60N101077	31	33	625.4.005.1AB	29	17
514.1.043.1A	19	3	552.1.037.1A	1c	4	586.1.037.2AY	35	1	60N101077	37	25	626.1.002.1A	28	2
516.4.003.1B	18	14	552.1.038.1A	1c	5	590.1.084.1A	16	18	60N102482	37	13	626.1.003.1D	27	4
518.4.004.1B	30	6	552.1.039.1A	1c	7	590.1.104.1A	16	16	60N102504	35	10	626.4.003.1A	28	10
520.4.006.1C	22	1	552.1.040.1A	1c	11	590.1.111.1B	39	16	60N102509	18	9	626.4.013.1A	29	26
521.4.005.1A	22	3	552.1.045.2A	9	33	590.1.125.1A	36	10	60N102509	22	6	626.4.023.1A	28	11
523.4.014.1A	26	8	552.4.013.1A	15	32	590.1.136.1A	39	25	60N102510	22	24	626.4.029.1A	27	7
523.4.015.1A	26	9	552.4.020.1A	11	12	590.1.139.1A	39	21	60N102510	34	5	630.4.025.1A	27	1
525.1.004.2A	23	5	552.4.028.1A	1b	15	590.1.141.1A	39	5	60N102556	32	9	631.4.004.1A	28	19
525.4.007.2A	23	3	552.4.031.1A	21	4	590.1.154.1A	16	7	60N102557	26	7	631.4.008.1A	29	25
526.4.003.1A	23	4	552.4.037.1A	29	35	590.1.157.1A	36	11	60N107335	22	25	632.1.009.2L	27	6
529.1.001.1A	24	17	556.1.018.1C	17	9	590.1.158.1A	36	9	60N107335	23	24	650.4.008.1B	26	25
529.1.006.1A	23	13	556.1.024.1A	17	3	590.1.162.1A	16	17	60N107335	4	20	651.4.011.1A	26	14
529.1.009.1A	23	19	556.2.027.1A	17	1	590.1.170.1A	39	12	610.4.011.2B	28	22	652.4.006.1A	30	23
530.4.007.2A	22	9	561.1.018.1A	23	1	590.1.178.1A	36	13	610.4.012.2B	28	18	654.2.003.1A	26	20
530.4.008.2A	22	16	561.1.019.1A	23	20	590.1.189.1A	1c	1	611.4.002.4A	29	20	656.1.036.2A	26	26
530.4.009.2A	23	14	564.1.031.1B	30	16	590.1.190.1A	1c	2	612.4.005.1A	27	12	657.1.015.1A	26	18
530.4.010.2A	23	10	565.1.017.2A	37	20	590.1.191.1A	39	14	612.4.008.1A	28	7	658.4.002.1B	26	29
532.4.004.1A	22	10	565.1.021.2A	32	16	592.1.015.1A	36	5	612.4.008.1A	29	31	669.1.003.1A	14	18
532.4.004.1A	23	6	565.1.026.1A	23	25	593.1.003.1B	10	33	612.4.013.1B	29	30	669.1.003.1A	15	15
539.1.021.1A	2	6	570.1.065.2A	20	5	593.1.018.1A	9	29	612.4.014.1A	28	16	670.4.007.1A	18	13
539.1.023.2A	17	5	571.1.065.2A	20	6	595.1.025.2BY	37	1	612.4.017.1A	28	15	672.1.013.1A	18	21
539.4.003.1B	29	13	573.1.050.2D	20	12	595.1.036.2A	37	6	613.4.020.1A	28	17	672.1.034.1A	15	34
539.4.004.1B	28	5	574.1.050.2D	20	16	598.2.010.1A	37	19	613.4.031.1A	29	33	676.2.057.1A	25	24
539.4.030.1A	5	21	576.1.038.1A	20	19	598.2.030.1A	30	11	618.4.039.1A	28	14	676.4.032.2A	25	16

INDEX

CODE No.	Drwg.	POS. N.	CODE No.	Drwg.	POS. N.	CODE No.	Drwg.	POS. N.	CODE No.	Drwg.	POS. N.	CODE No.	Drwg.	POS. N.
677.4.003.1A	1a	4	70620.5212	16	26	713.1.119.1A	4	15	732.1.007.1A	37	2	741.4.004.1A	16	5
680.1.001.1B	9	7	70700.8N01	26	17	713.1.137.1A	15	27	732.2.010.2A	37	17	741.4.004.1A	36	8
684.1.026.1A	34	4	707006N02	29	21	713.1.140.1A	10	14	734005N01	37	24	741.4.008.2A	36	7
696.1.008.1A	37	16	707008N01	22	18	713.1.192.1A	29	37	734006N01	37	11	741.4.013.1B	39	18
697.2.006.2B	37	14	710.1.001.1A	9	13	713.1.241.1A	14	25	734008N01	29	28	741.4.024.1A	34	18
698.1.033.1A	1c	15	710.1.025.1A	33	4	713.1.241.1A	5	18	734305N01	18	25	741.4.038.1A	18	24
700.1.005.1A	25	18	710.1.041.1C	25	22	714.1.028.1A	25	3	734306N01	11	25	741.4.040.1A	16	9
700.1.027.1A	14	29	710.1.048.1A	33	12	714.1.045.1A	25	9	734306N01	20	27	741.4.041.1A	16	6
700.1.027.1A	15	33	710.1.069.1A	10	21	714.1.046.1A	25	14	734306N01	22	23	741.4.042.1A	16	3
700.1.027.1A	7	12	710.1.070.1A	10	30	715.1.004.1A	33	8	734306N01	37	10	741.4.043.1A	29	4
700.1.031.1A	19	10	710.1.085.1A	33	9	71502.2594	24	1	734406N01	29	38	741.4.058.1A	39	10
700.1.038.1A	21	7	710.1.088.1A	33	18	716.1.022.1A	22	13	73500.1237	12	7	741.4.059.1A	39	15
701.4.003.1A	12	19	711.1.090.1A	20	20	716.1.022.1A	34	16	73500.1237	9	25	741.4.062.1A	29	34
701.4.005.1A	3	4	711.1.090.1B	20	29	716.1.043.1A	39	7	73500.1440	12	11	741.4.063.1A	39	11
701.4.006.1A	33	3	711.1.095.1A	10	32	716.1.055.1A	20	10	73500.1542	2	15	741.4.067.1A	16	28
701.4.007.1A	12	21	711.1.128.1A	10	39	716.1.056.1A	31	21	73500.1747	15	26	741.4.100.1A	36	14
702.4.004.1A	26	6	712.1.013.3A	35	6	72094.1616	10	10	73503.3075	5	11	74172.1008	13	15
702.4.020.1A	10	25	713.1.007.1A	13	9	72121.2106	6	4	73503.3380	10	18	74172.1008	6	10
702.4.040.1A	10	9	713.1.011.1A	3	15	72276.1035	21	3	73503.3380	11	2	74172.1008	8	3
702.4.069.1A	8	19	713.1.014.1A	3	11	723.1.003.1A	22	4	73503.3380	13	4	74223.1045	34	12
702.5.008.1A	10	20	713.1.014.1A	3	15	72465.0214	28	4	73503.3449	16	22	74224.0570	6	7
702.5.008.1A	11	3	713.1.014.1B	3	11	72944.1542	13	1	73503.3683	13	13	747.1.006.1A	33	17
702.5.015.1A	4	14	713.1.014.1E	3	11	72944.1542	8	11	737.4.007.2A	8	14	747.5.001.1A	31	24
702.5.038.1A	4	6	713.1.014.1E	3	15	729906FN1	20	15	741.1.012.1A	18	22	748.1.014.1B	25	26
702.5.044.1A	3	29	713.1.014.1F	3	11	729906FN1	30	8	741.1.028.1A	20	8	748.1.023.1A	32	1
703.1.013.1A	26	12	713.1.082.1A	20	22	729906FN1	37	21	741.4.001.1A	39	13	748.1.038.1A	10	8
703.1.019.1A	15	30	713.1.097.1C	25	25	729906FN1	39	8	741.4.002.1A	34	15	748.1.040.1A	2	23

INDEX

CODE No.	Drwg.	POS. N.	CODE No.	Drwg.	POS. N.	CODE No.	Drwg.	POS. N.	CODE No.	Drwg.	POS. N.	CODE No.	Drwg.	POS. N.
748.4.002.1A	30	17	76266.2668	10	4	771.1.015.1A	33	10	771.5.072.8B	10	31	772.5.024.1A	38	8
748.4.024.1A	25	20	76267.0012	9	24	771.1.016.1A	33	11	771.5.072.8B	5	7	773.1.001.1A	5	19
748.4.026.1B	21	6	763106N01	31	17	771.1.020.1A	25	7	771.5.073.2B	18	10	773.5.069.8B	9	6
748.4.033.1A	20	4	764.1.001.1A	20	9	771.5.040.2B	18	28	771.5.073.8B	11	16	775.1.002.1A	30	19
748.4.034.1A	16	15	764.1.009.1A	14	20	771.5.040.2B	35	13	771.5.078.8B	12	12	775.1.013.1A	18	18
748.4.034.1A	19	6	764.1.009.1A	15	21	771.5.040.8B	11	21	771.5.080.8B	10	27	776.5.032.8A	16	13
748.4.034.1A	32	21	764.1.013.1A	14	6	771.5.040.8B	13	6	771.5.081.8B	5	3	776.5.307.2A	28	8
749.4.002.1A	30	28	764.1.013.1A	15	22	771.5.045.7E	35	14	771.5.083.8B	5	2	777.5.019.7E	35	4
749.4.045.2G	17	10	764.1.015.1B	30	4	771.5.064.2B	11	5	771.5.123.8B	2	30	777.5.036.2B	37	18
749.5.001.1A	23	17	764.1.024.1A	20	3	771.5.064.8B	8	24	771.5.123.8B	8	20	777.5.049.8B	11	10
749.5.002.1A	18	19	764.1.029.1A	19	7	771.5.065.8B	13	10	771.5.125.2C	29	27	779.1.007.2A	6	9
750.1.007.1A	4	8	764.1.029.1A	30	2	771.5.065.8B	4	1	771.5.129.8B	9	8	779.1.008.1A	39	1
750.1.012.2A	6	16	764.1.029.1A	37	3	771.5.066.8B	11	24	771.5.136.8B	10	24	779.1.029.2A	10	26
750.1.060.1A	30	9	764.1.029.1A	39	2	771.5.066.8B	13	21	771.5.431.2B	28	20	779.1.039.1A	2	3
750.1.121.1A	12	3	76400.0004	10	3	771.5.067.8B	11	13	771.5.665.2B	29	36	779.1.054.1AA	29	7
750.5.001.1A	22	17	76401.0002	31	16	771.5.067.8B	14	11	771.5.667.8B	31	39	779.1.082.2A	27	10
75120.1747	13	8	76401.0003	31	23	771.5.067.8B	15	13	771.5.725.2B	26	22	779.1.088.1A	19	16
75120.2567	10	12	76402.0002	3	17	771.5.067.8B	2	28	771.5.754.2B	17	2	779.1.088.1A	38	7
75162.2566	25	4	765.1.001.1A	29	8	771.5.067.8B	8	1	771.5.937.2B	33	7	779.1.099.1A	26	2
75162.3075	25	17	765.1.001.1A	31	28	771.5.069.8B	11	6	771.5.938.2B	33	5	779.1.104.1A	37	8
75173.1542	13	19	766.1.048.1A	10	6	771.5.069.8B	12	5	772.1.010.3A	8	9	779.1.109.1A	6	2
75191.3380	10	29	766.4.017.2A	13	12	771.5.069.8B	14	26	772.5.004.1A	26	10	779.1.110.1A	32	14
75794.1542	10	17	766.4.018.1A	13	23	771.5.069.8B	5	5	772.5.008.1A	18	7	779.1.119.2A	32	11
758.1.014.1A	22	14	76835.1134	2	10	771.5.069.8B	8	5	772.5.023.1A	26	28	779.1.133.1A	14	24
759.1.006.1A	19	15	770.1.003.1A	25	6	771.5.069.8B	9	10	772.5.023.1A	29	18	779.1.133.1A	15	25
760.1.003.1B	34	11	770.5.121.9E	20	17	771.5.071.8B	11	17	772.5.023.1A	30	15	779.1.162.2A	9	27
760.4.006.1B	35	5	770.5.250.8B	10	15	771.5.072.2B	18	2	772.5.023.1A	34	17	779.1.182.2A	10	36

INDEX

CODE No.	Drwg.	POS. N.	CODE No.	Drwg.	POS. N.	CODE No.	Drwg.	POS. N.	CODE No.	Drwg.	POS. N.	CODE No.	Drwg.	POS. N.
779.1.195.1A	38	2	780.1.037.1A	10	35	8000.18048	22	12	821.1.001.1A	2	26	829.1.099.1D	22	7
779.1.198.2A	9	23	786.1.069.2A	7	6	8000.18048	34	10	821.1.028.2B	35	8	829.1.134.1A	10	38
779.1.203.2A	2	7	787.1.008.1A	15	29	8000.56443	23	16	821.1.039.1B	25	19	829.1.136.1A	23	12
779.1.204.1A	31	13	788.1.032.2A	14	9	8000.59056	29	14	821.1.054.1A	19	5	829.1.141.1B	28	21
779.1.206.1A	31	3	788.1.032.2A	15	11	8000.59056	31	22	821.1.070.1A	2	17	829.1.235.1A	15	31
779.1.212.1A	31	19	788.1.054.1A	12	4	8000.60683	31	1	821.1.075.1A	34	9	829.1.236.1A	37	26
779.1.213.1A	30	13	788.1.066.1AA	11	22	8000.60700	31	6	821.1.090.1A	31	4	829.1.275.1A	20	26
779.1.214.1B	21	2	788.1.066.1AB	11	22	8000.62586	29	19	821.1.113.1A	32	15	829.1.283.1B	19	11
779.1.221.1A	30	27	788.1.066.1AC	11	22	8000.62655	31	12	821.1.115.1A	14	15	829.1.285.1A	19	12
779.1.239.1B	19	8	789.1.001.1A	36	6	8000.62705	35	9	821.1.115.1A	15	10	829.1.296.1A	36	1
779.1.247.1A	20	25	791.1.015.1A	35	18	8000.66308	39	3	821.1.170.1A	29	5	829.1.358.1A	14	27
779.1.366.1AB	27	9	791.1.039.1A	35	20	8000.66526	18	12	821.1.170.1A	31	26	829.2.237.2A	37	12
779.1.366.1AB	28	13	791.2.034.1A	7	5	8000.66774	26	27	824.1.023.1AB	31	18	830.1.091.2A	16	19
779.1.366.1AB	29	1	797.1.017.1A	4	21	8000.70127	24	4	824.1.024.1AB	31	8	830.1.144.1A	11	20
779.4.005.2A	17	4	797.1.022.1A	4	4	8000.70139	1a	2	825.1.030.1A	29	24	830.1.194.1A	22	8
779.4.075.1A	11	14	799.1.025.1A	2	20	8000.78345	26	15	826.1.009.1A	2	33	830.1.195.1A	22	20
779.5.001.1A	31	36	799.1.044.1A	29	6	801.1.027.1A	16	4	826.1.011.1A	3	13	830.1.228.1A	19	9
779.5.003.1A	20	11	799.1.049.1A	2	1	802.1.005.1A	35	17	827.1.096.1A	37	15	841.1.017.1A	22	19
779.5.004.1A	35	12	799.1.051.2A	6	15	808.1.046.1A	32	3	827.1.097.1A	37	5	847.4.002.1A	31	9
779.5.007.1A	35	19	799.1.055.1A	9	30	80A0.62649	20	2	827.1.139.2B	17	8	848.4.026.1A	33	15
779.5.010.1A	37	9	799.1.058.1A	26	13	80B0.62672	35	22	827.1.157.1A	39	6	848.4.027.1A	33	13
779.5.011.1A	31	25	799.1.061.1A	14	7	80C0.05893	35	7	827.1.161.1A	31	10	850.1.005.1A	29	11
779.5.018.1A	20	28	799.1.061.1A	15	9	814.1.091.2A	39	19	827.1.186.1A	39	4	850.4.016.1A	37	4
779.5.037.1A	32	20	799.1.088.1A	17	7	814.1.114.1A	1c	8	827.1.191.2A	23	26	851.1.013.1A	8	6
780.1.007.1A	20	7	799.1.089.1A	17	6	818.1.015.1A	4	3	827.1.211.1A	30	26	851.1.019.1A	6	12
780.1.016.1A	6	3	799.1.105.1A	39	17	819.1.017.1A	25	8	827.1.236.1A	18	17	851.1.020.1A	4	9
780.1.018.1A	9	31	799.1.118.1B	39	22	819.1.039.1A	32	2	827.1.241.1A	16	27	852.1.001.1A	32	12

INDEX

CODE No.	Drwg.	POS. N.	CODE No.	Drwg.	POS. N.	CODE No.	Drwg.	POS. N.	CODE No.	Drwg.	POS. N.	CODE No.	Drwg.	POS. N.
852.1.002.1A	32	12	852.1.108.1AH	3	1	852.5.024.1A	28	12	876.1.066.1A	34	14	886.4.090.1A	5	14
852.1.003.1A	32	12	852.1.108.1AL	3	1	852.5.024.1A	29	2	876.1.082.1A	34	1	88700.5644	1	31
852.1.005.1A	2	14	852.1.108.1AN	3	1	852.5.024.1A	9	34	877.1.039.1A	29	16	88700.5749	1	20
852.1.008.1A	5	10	852.1.116.1A	31	37	852.5.026.1A	10	37	877.2.002.1A	34	7	88713.0123	1	5
852.1.053.2A	2	2	852.1.117.1A	31	35	853.1.002.1A	9	9	881.1.010.1C	12	18	88713.0137	1	11
852.1.065.1A	31	2	852.1.118.1A	20	30	853.1.003.1A	11	27	881.1.012.1A	2	32	88713.0262	1	29
852.1.093.1A	2	14	852.1.120.1A	9	32	853.1.003.1A	12	2	881.1.026.1A	4	13	88713.0844	1	33
852.1.094.1A	2	19	852.1.124.2A	13	14	853.1.004.1A	9	11	881.1.030.1A	11	26	88713.0874	1	6
852.1.099.1A	31	11	852.1.172.1A	2	29	856.1.001.1A	3	6	881.1.030.1A	5	22	88713.0875	1	8
852.1.103.1A	26	4	852.1.173.1A	13	2	856.1.002.2A	8	15	881.1.035.1A	22	21	88713.0879	1	7
852.1.104.1A	6	11	852.1.173.1A	8	12	856.1.014.1A	4	11	882.1.003.1A	8	22	88713.1010	1a	7
852.1.104.1B	6	11	852.1.174.1A	2	31	856.1.031.1A	3	16	882.1.006.1A	2	16	88713.1058	1a	9
852.1.104.1C	6	11	852.1.174.1A	8	21	856.1.042.1A	30	5	882.1.012.1A	12	15	88713.1062	1a	1
852.1.104.1D	6	11	852.1.176.1A	14	28	856.1.064.2A	10	7	884.4.007.1A	32	7	88713.1072	1a	6
852.1.104.1E	6	11	852.1.176.1A	5	16	856.1.071.1A	12	9	884.4.012.1A	36	3	88713.1078	1	12
852.1.104.1F	6	11	852.1.177.1A	4	2	860.1.004.1A	10	23	884.4.017.1A	7	10	88713.1079	1	14
852.1.104.1G	6	11	852.1.195.1A	5	20	861.5.003.1A	26	30	884.5.008.1A	25	11	88713.1091	1	21
852.1.104.1H	6	11	852.1.195.1A	9	28	863.1.002.1A	12	14	884.5.034.1A	2	22	88713.1096	1a	8
852.1.104.1I	6	11	852.1.196.1A	20	14	866.1.037.1A	35	11	884.5.034.1A	8	18	88713.1215	1	9
852.1.104.1J	6	11	852.5.001.1A	23	18	866.1.040.1A	35	3	886.4.003.1A	11	23	88713.1344	1a	3
852.1.104.1K	6	11	852.5.004.1C	20	18	872.1.019.1A	32	6	886.4.011.1A	35	21	88713.1515	1a	5
852.1.104.1L	6	11	852.5.005.1A	9	18	872.1.026.1A	30	18	886.4.021.1A	16	24	88713.1749	1	24
852.1.104.1M	6	11	852.5.023.1A	14	23	872.1.028.1A	26	21	886.4.022.1A	16	23	88713.1994	1	25
852.1.104.1N	6	11	852.5.023.1A	15	23	872.1.031.1A	32	22	886.4.028.1A	15	28	88713.2009	1	30
852.1.105.1AB	3	26	852.5.024.1A	2	5	873.1.039.1A	9	14	886.4.035.1A	11	8	88713.2011	1	17
852.1.105.1AD	3	26	852.5.024.1A	20	21	875.1.038.2A	33	16	886.4.037.1A	9	4	88713.2036	1	19
852.1.105.1AG	3	26	852.5.024.1A	27	8	875.1.065.1A	1c	3	886.4.043.1A	4	17	88713.2092	1	28

INDEX

CODE No.	Drwg.	POS. N.	CODE No.	Drwg.	POS. N.	CODE No.	Drwg.	POS. N.	CODE No.	Drwg.	POS. N.	CODE No.	Drwg.	POS. N.
88713.2096	1	2	88765.1126M	1b	18	88765.1375AF	1	27	93827.0114	5	12			
88713.2103	1	3	88765.1126N	1b	7	88765.1375BF	1	27	93827.0114	9	22			
88713.2107	1	1	88765.1126P	1b	10	88765.1375CF	1	27	94247.0014	10	5			
88713.2107	1	34	88765.1126Q	1b	5	88765.1375DF	1	27	94247.0014	11	15			
88713.2133	1	26	88765.1126R	1b	3	88765.1375EF	1	27	98112.0002	1	4			
88713.2362	1	32	88765.1126S	1b	22	893.1.005.1A	5	15						
88765.0999	1	16	88765.1126T	1b	23	893.4.005.1A	29	22						
88765.1000	1	15	88765.1126T	1c	16	894.2.009.1A	9	19						
88765.1005	1	15	88765.1126U	1b	20	895.4.001.2A	35	15						
88765.1006	1	15	88765.1126V	1b	8	8A00.67997	29	39						
88765.1058	1	13	88765.1126Z	1b	1	8A00.67997	3	14						
88765.1073	1b	21	88765.1241	1c	0	8A00.69056	24	3						
88765.1074	1b	21	88765.1242	1c	0	913.7.084.1E	37	23						
88765.1075	1b	21	88765.1243	1c	0	914.7.023.1A	1b	2						
88765.1076	1b	21	88765.1244	1c	0	914.7.023.1B	1b	2						
88765.1077	1b	21	88765.1245	1c	0	914.7.023.1C	1b	2						
88765.1086	1	22	88765.1297	1	23	914.7.023.1D	1b	2						
88765.1126	1b	6	88765.1322	1	18	914.7.023.1E	1b	2						
88765.1126A	1b	4	88765.1369A	1b	24	930.1.004.1A	26	5						
88765.1126B	1b	12	88765.1369B	1b	24	93781.1824	33	2						
88765.1126C	1b	11	88765.1369C	1b	24	93783.0812	3	30						
88765.1126D	1b	14	88765.1369D	1b	24	93783.1524	11	11						
88765.1126E	1b	9	88765.1369E	1b	24	93784.2030	5	9						
88765.1126F	1b	13	88765.1371	1b	25	93785.1830	10	16						
88765.1126G	1b	17	88765.1372	1b	26	93823.2018	4	18						
88765.1126H	1b	16	88765.1373	1b	27	93823.3156	10	34						
88765.1126L	1b	19	88765.1374	1b	28	93827.0114	10	28						