





Spare parts catalogue 1000 DS S **U.S.A.**

DUCATI *MULTISTRADA*

DUCATI MOTOR HOLDING 	MULTISTRADA 1000 DS S	M.Y. '06	U.S.A.
Spare Parts Department	P.N. 91512232B	Settembre - September '06	Edizione - Edition 01

DUCATI MOTOR HOLDING 	MULTISTRADA 1000 DS S	M.Y. '06	U.S.A.
Spare Parts Department	P.N. 91512232B	Settembre - September '06	Edizione - Edition 01

DUCATI MOTOR HOLDING 	MULTISTRADA 1000 DS S	M.Y. '06	U.S.A.
Spare Parts Department	P.N. 91512232B	Settembre - September '06	Edizione - Edition 01

DUCATI MOTOR HOLDING 	MULTISTRADA 1000 DS S	M.Y. '06	U.S.A.
Spare Parts Department	P.N. 91512232B	Settembre - September '06	Edizione - Edition 01

GENERAL INFORMATION

The present spare parts order exactly the right spare parts

When ordering specify:

1) the part's code number followed by its description; quantity needed;

2) the motorcycle's serial number, stamped on the steering head.

Reference to right and left apply to the vehicle in terms of its direction of movement.

Spare parts drawings are general and do not represent the part.

The contents of this catalogue are general and can undergo changes without prior notice.

VALIDITY

f.m.	Until V.I.N.
d.m.	From V.I.N.
f.m.m.	Up to engine number
d.m.m.	From engine number

LIST

CAL	California
CND	Canada

*Ducati Motor Holding S.p.A.
Commercial and Administration Office:
Via A. Cavalieri Ducati n. 3
40132 Bologna, Italy
Telefono 051 6413111
Fax 051 406580
Internet www.ducati.com*

CATALOGUE No: 915.1.223.2B
ISSUED: 09 - 06

CATALOGUE No: 915.1.223.2B
ISSUED: 09 - 06

PAINTS

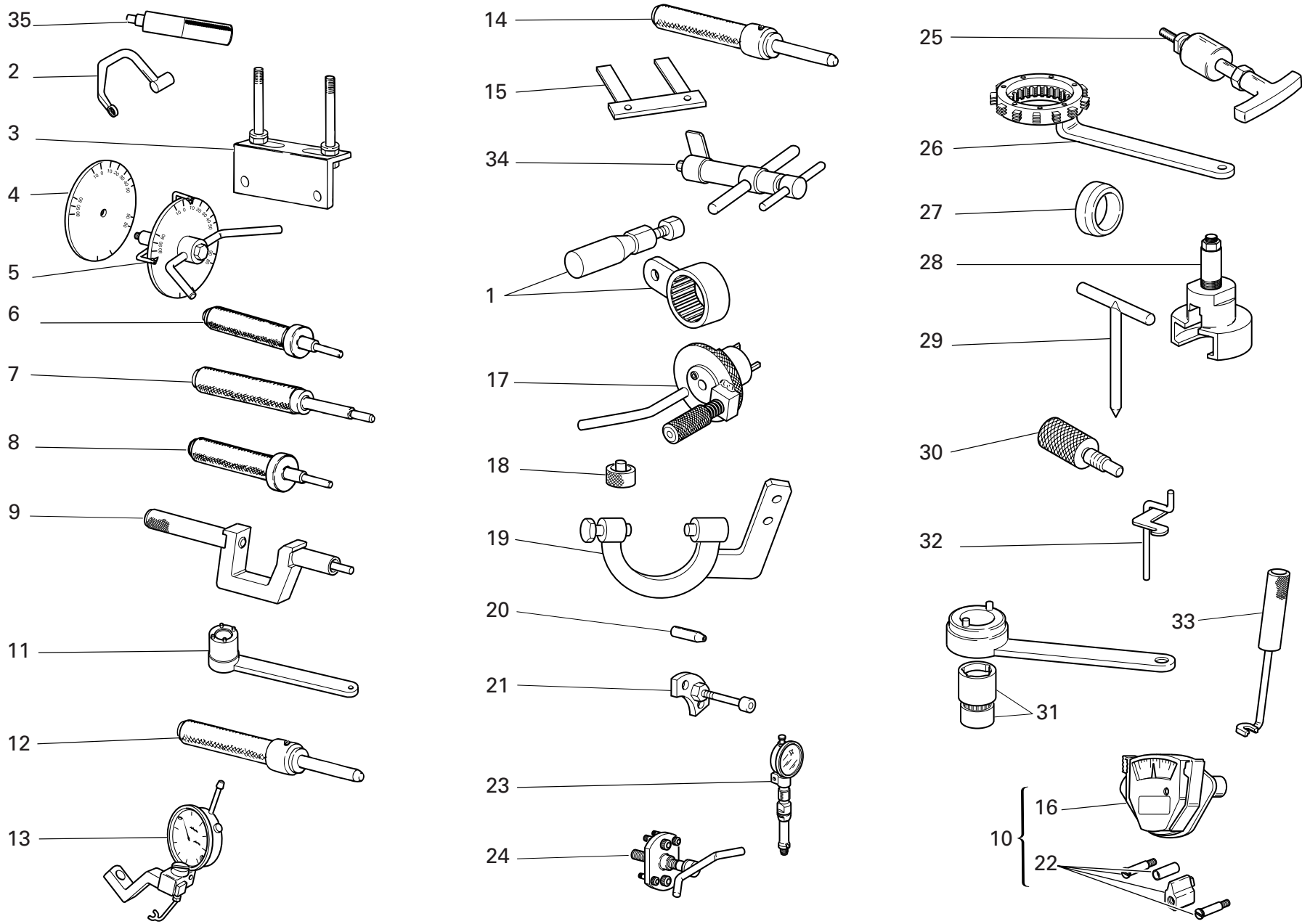


Paint	Code
"Rosso Anniversary DUCATI"	(PPG) F_473.101
"Nero Lucido DUCATI"	(PPG) 248.514
"Trasparente"	(PPG) 228.880

page	CONTENTS
4	001 WORKSHOP SPECIAL TOOLS
6	001a WORKSHOP SPECIAL TOOLS
8	001b DIAGNOSIS TESTER DDS
10	001c WORKSHOP SPECIAL TOOLS
12	002 GEARCHANGE
14	003 GEAR-BOX
16	004 CLUTCH
18	005 CLUTCH COVER
20	006 CRANKSHAFT
22	007 CYLINDERS - PISTONS
24	008 TIMING
26	009 FILTERS AND OIL PUMP
28	010 HALF CRANKCASES
30	011 ALTERNATOR COVER
32	012 ELECTRIC STARTER AND IGNITION
34	013 HEAD : TIMING
36	014 VERTICAL HEAD
38	015 HORIZONTAL HEAD
40	016 INLET DICT
42	017 EXHAUST SYSTEM
44	018 STANDS
46	019 ELECTRIC SYSTEM
48	020 BATTERY BOX MOUNT
50	021 FRONT HEAD-LIGHT AND INSTRUMENT PANEL
52	022 PLATE HOLDER - REAR LIGHT
54	023 FRONT FORK
56	024 FRONT AND REAR WHEELS
58	025 REAR WHEEL PIN
60	026 HANDLEBAR AND CONTROLS
62	027 CLUTCH CONTROL
64	028 FRONT BRAKE
66	029 REAR BRAKE
68	030 FRAME
70	031 R.H. FOOT RESTS
72	031a L.H. FOOT RESTS
74	032 REAR FORK
76	033 REAR SUSPENSION
78	034 AIR INDUCTIO AND OIL VENT
80	035 OIL COOLER
82	036 FUEL TANK
84	037 FUEL SYSTEM
86	038 SEAT
88	039 HEADLIGHT FAIRING
90	039a FAIRING
92	040 FUEL INFEED
94	041 MARKING PLATES

DRAWING 001

WORKSHOP SPECIAL TOOLS




DRAWING 001

WORKSHOP SPECIAL TOOLS

NOTES NO.	CODE NO.	DESCRIPTION	VALIDITY	Q.TY 
1	88713.2355	Wrench for holding timing belt rollers ring nuts		1
2	88713.2676	Head nuts holder wrench		1
3	88713.2103	Head mounting base		1
4	98112.0002	Degree wheel		1
5	88713.0123	Degree wheel holder tool for ignition advance check		1
6	88713.0874	Exhaust valve guide punch tool		1
7	88713.0879	Punch tool to extract valve guide		1
8	88713.0875	Intake valve guide punch tool		1
9	88713.1429	Tool to drive valve seal ring ø7		1
10	051.2.001.1A	Torque wrench for timing belt		1
11	88713.0137	Crankshaft gear holder wrench for tightening nut		1
12	88713.1078	Punch tool for driving exhaust valve seat		1
13	88765.1058	Valve lift gauge		1
14	88713.1079	Punch tool for driving intake valve seat		1
15	88765.1000	Fork feeler gauge 0.1 mm		1
15	88765.1005	Fork feeler gauge 0,2 mm		1
15	88765.1006	Fork feeler gauge 0.3 mm		1
16	88765.0999	Timing belt control gauge		1
17	88713.2011	Tool to hold crankshaft in TDC position		1
18	88765.1298	Spacer for checking lower valve shim		1
19	88713.2036	Flywheel Wrench		1
20	88700.5749	Crankcases assembling cap		1
21	88713.1091	Plate for positioning gear engagement fork		1
22	88765.1086	Conversion kit for 2V belts tensioning tool		1
23	88765.1297	T.D.C. control gauge		1

CATALOGUE No: 915.1.223.2B

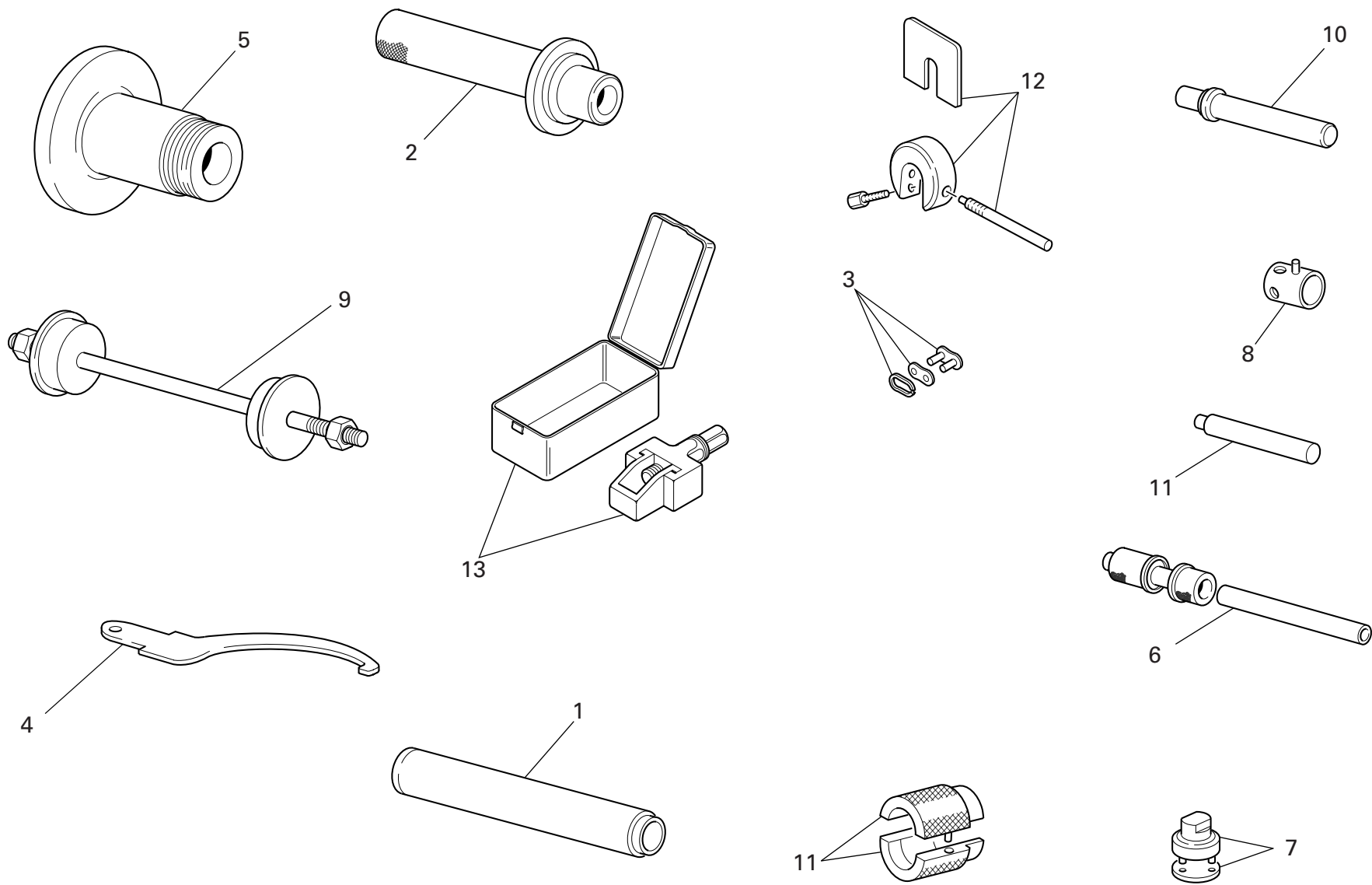
ISSUED: 09 - 06

NOTES NO.	CODE NO.	DESCRIPTION	VALIDITY	Q.TY 
24	88713.1749	Drive roller puller		1
25	88713.1994	Rocker shaft extractor		1
26	88713.2133	Wrench to hold cluch housing drum steady		1
27	88700.5665	Sleeve for installing clutch bell gear		1
28	88713.2092	Extractor for primary drive gear		1
29	88713.0262	Pin for assembling rocker arms		1
30	88713.2282	Belt roller timing of two-valva head		1
31	88700.5644	Wrench for camshaft pulley ring nut adjustment		1
32	88713.2362	Tool for assembling closing rocker and spring		1
33	88713.0844	Half-rings mounting punch tool		1
34	88713.1215	Torque wrench for timing belt		1
35	88713.2669	Roller cage fitting tool on primary shaft		1

CATALOGUE No: 915.1.223.2B

ISSUED: 09 - 06


DRAWING 001a WORKSHOP SPECIAL TOOLS



DRAWING

001a

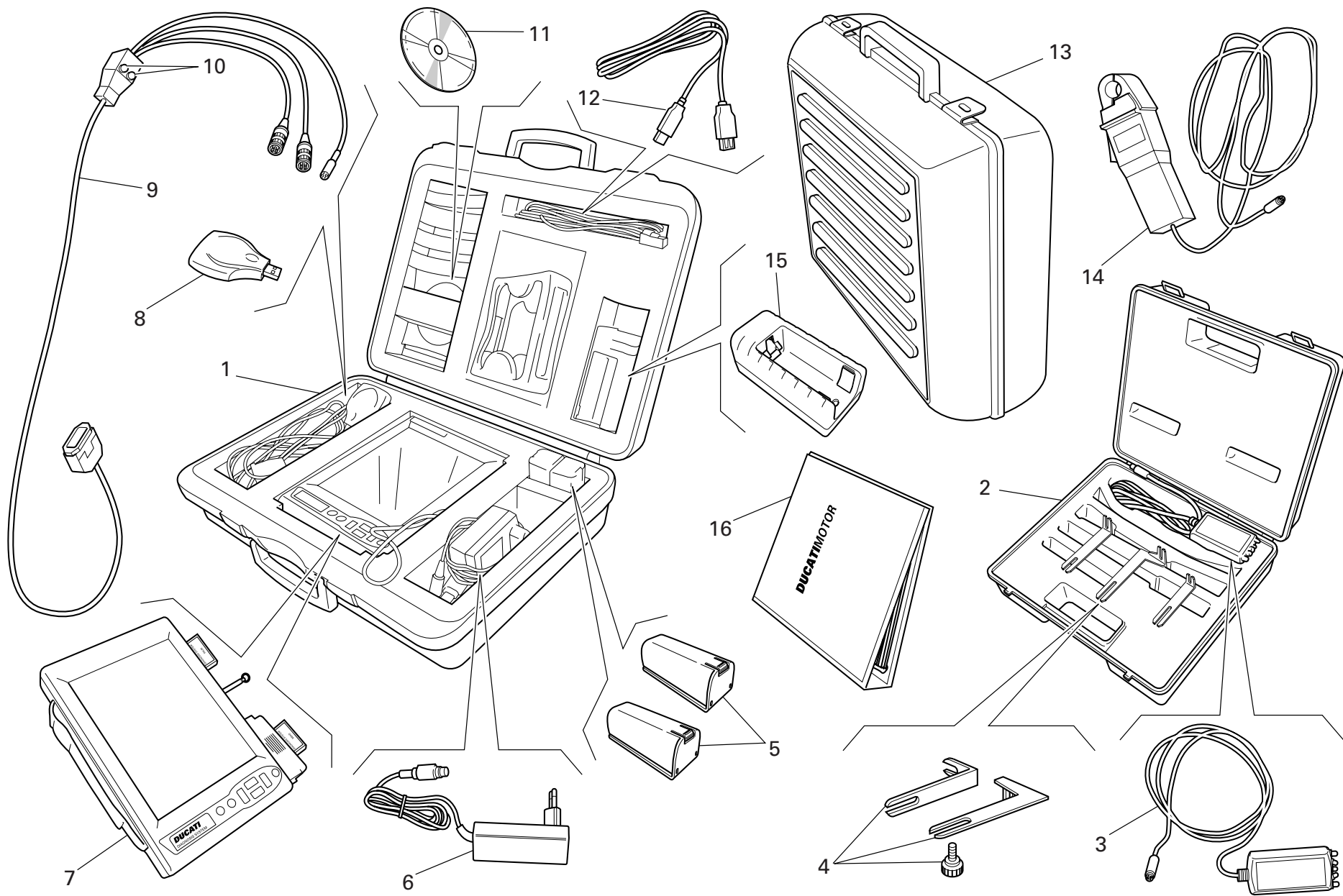
WORKSHOP SPECIAL TOOLS

NOTES NO.	CODE NO.	DESCRIPTION	VALIDITY	Q.TY 
1	88713.1072	Stopper for driving the half bearing of the steering head base		1
2	88713.1068	Stopper for assembling the rear fork roller bearings		1
3	677.4.002.1A	Coupling		1
4	88713.1038	Wrench for adjusting the eccentric hub		1
5	88713.1073	Tool for balancing rear wheel		1
6	88713.2409	Tool for assembling the swingarm ball bearings		1
7	88713.1058	Wrench for assembling the steering head cap		1
8	8000.70139	Wrench for front wheel spindle		1
9	88713.1062	Tool for assembling the steering head bearings		1
10	88713.1071	Stopper for assembling the rocker needle bearings		1
11	88713.1096	Tool for overhauling SHOWA forks - assembling seal ring		1
12	88713.0957	Tool for holding SHOWA fork spacer		1
13	88713.1344	Tool for assembling chain		1

NOTES NO.	CODE NO.	DESCRIPTION	VALIDITY	Q.TY 
-----------	----------	-------------	----------	--

DRAWING 001b

DIAGNOSIS TESTER DDS



DRAWING

001b

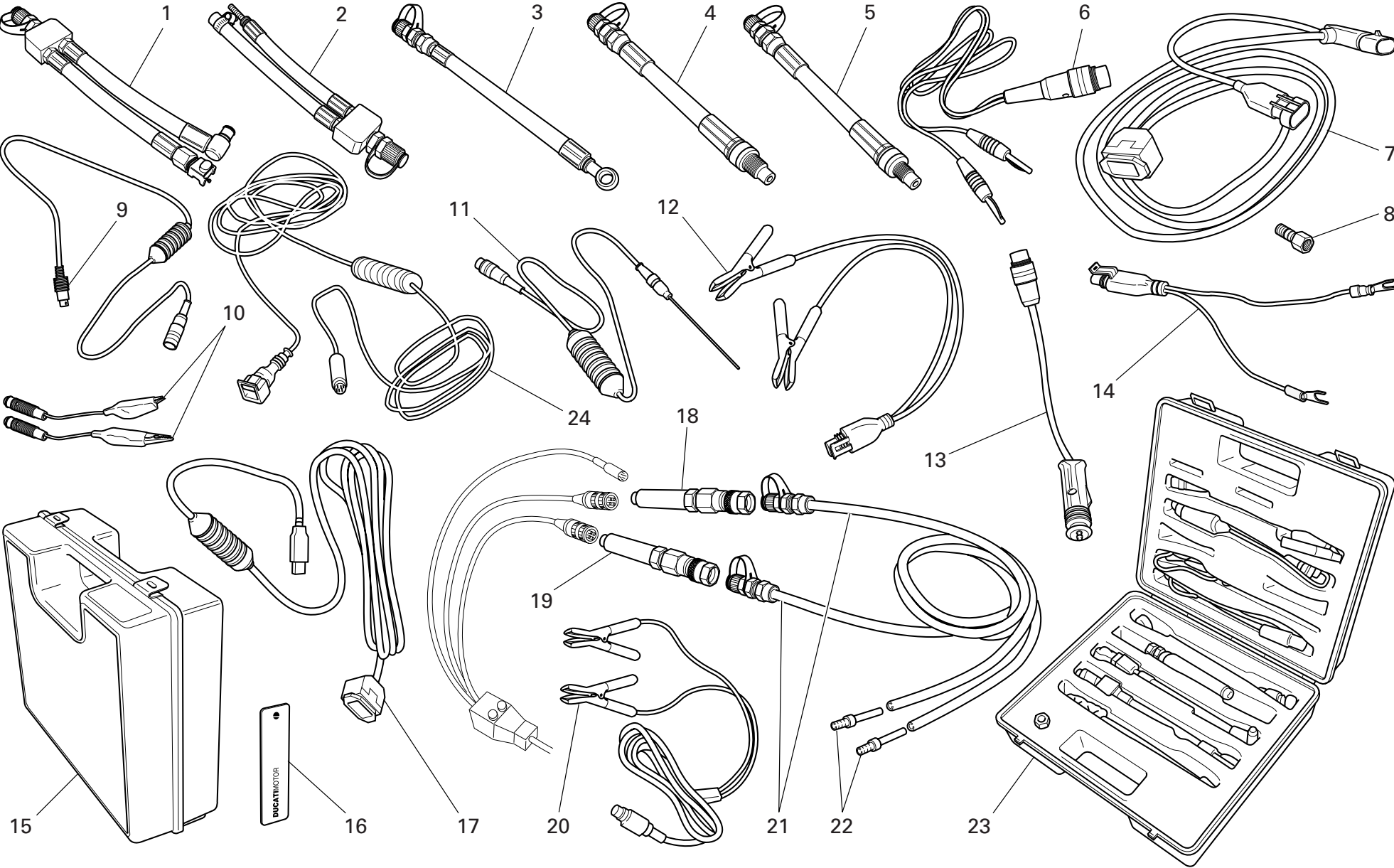
DIAGNOSIS TESTER DDS

NOTES NO.	CODE NO.	DESCRIPTION	VALIDITY	Q.TY
1	97900.0215	DDS (Ducati Diagnosis System) + manifold vacuum meter. kit		1
2	97900.0002	Belt tensioning kit		1
3	88765.1371	Sensor		1
4	88765.1374	Bracket		1
5	97900.0216	Battery		2
6	97900.0224	Feeder		1
7	97900.0211	Bare DDS		1
8	97900.0225	(USB) Memory card reader		1
9	97900.0222	Main cable 1060838		1
10	97900.0219	Fuse		2
11	97900.0223	Software DDS CD		1
12	97900.0226	(USB) Cable extension		1
13	97900.0229	Black case with sponge rubber		1
14	88765.1126V	Amperometer plier		1
15	97900.0217	Battery charger		1
16	97900.0232	DDS manual		1

NOTES NO.	CODE NO.	DESCRIPTION	VALIDITY	Q.TY
-----------	----------	-------------	----------	------

DRAWING 001c

WORKSHOP SPECIAL TOOLS

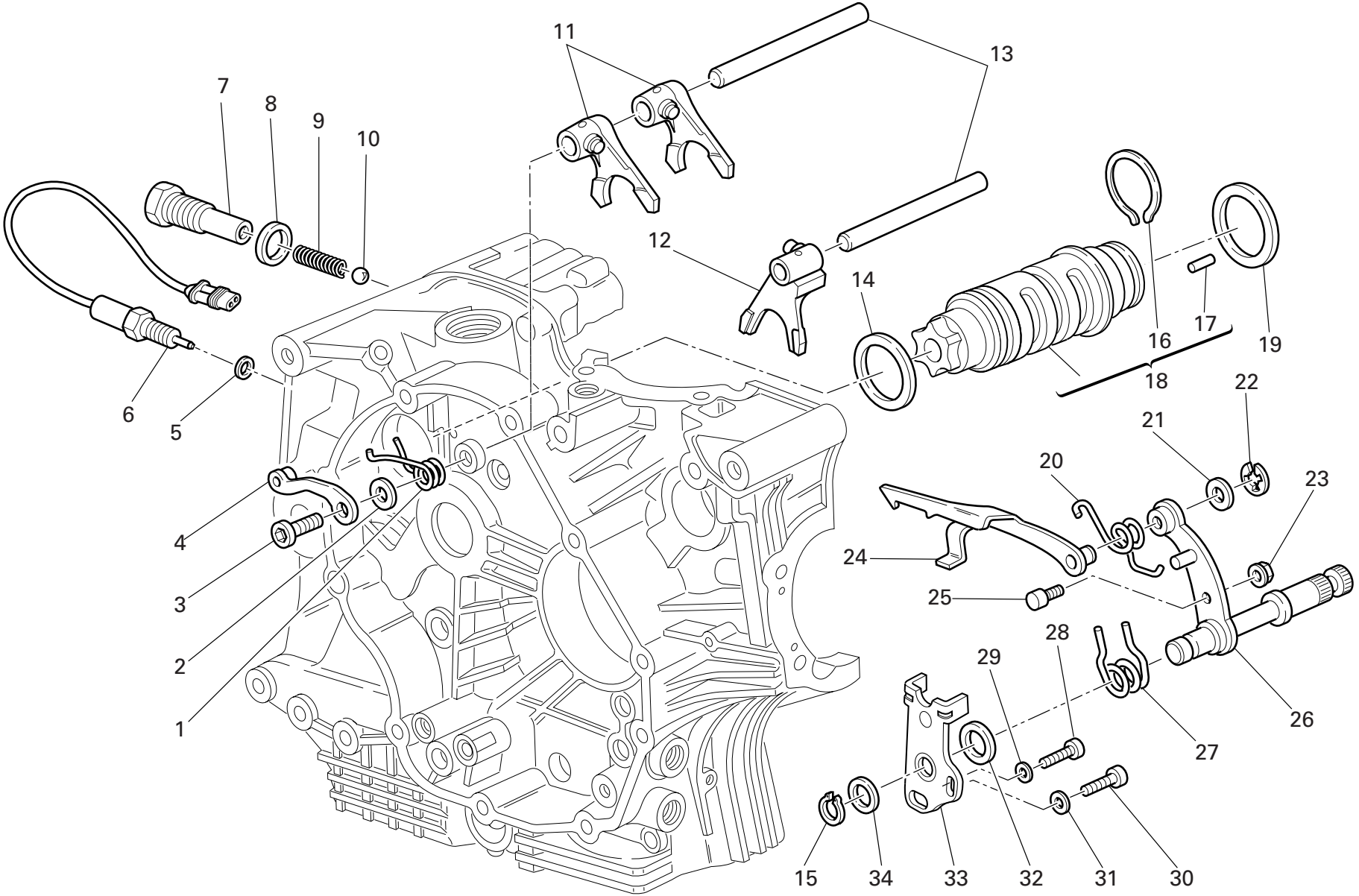


DRAWING 001c

WORKSHOP SPECIAL TOOLS

NOTES NO.	CODE NO.	DESCRIPTION	VALIDITY	Q.TY 
1	590.1.189.1A	Fuel pressure line HS.		1
2	590.1.190.1A	Fuel pressure line ST/SS/M.		1
3	875.1.065.1A	Oil pressure line		1
4	552.1.037.1A	Fitting - cylinder compression M12		1
5	552.1.038.1A	Fitting - cylinder compression M10		1
6	514.1.037.1A	Cable Volt PF DUC 21		1
7	97900.0227	Main cable D607		1
8	814.1.114.1A	Oil pressure fitting		1
9	514.1.032.1A	Cable for supplementary tests		1
10	514.1.035.1A	Red clamp cable		1
10	514.1.036.1A	Black clamp cable		1
11	552.1.040.1A	Temperature probe		1
12	97900.0228	Battery connection adapter		1
13	514.1.033.1A	Electric lighter connection adapter (ST)		1
14	514.1.038.1A	Battery connection adapter		1
15	698.1.033.1A	Red case with sponge rubber		1
16	88765.1126T	DUCATI sticker RH/LH side		2
17	97900.0231	(USB) Adaptor		1
18	97900.0218	Depressure sensor		1
19	552.1.039.1A	Pressure sensor		1
20	97900.0230	Feeder		1
21	97900.0220	Depressure/pressure line		2
22	97900.0221	Union		4
23	97900.0003	Pressure kit		1
24	88765.1126C	Cable for potentiometer adjustment		1

NOTES NO.	CODE NO.	DESCRIPTION	VALIDITY	Q.TY 
-----------	----------	-------------	----------	--



DRAWING

002

GEARCHANGE


NOTES NO.	CODE NO.	DESCRIPTION	VALIDITY	Q.TY	
1	799.1.049.1A	Return spring		1	
2	852.1.053.2A	Washer		1	
3	779.1.039.1A	Special screw		1	
4	455.2.003.1A	Gear stopper assembly		1	
5	852.5.024.1A	Gasket th.1		1	
6	539.1.021.1A	Switch		1	
7	779.1.203.2A	Push rod holder		1	
8	0272.91.090	Gasket		1	
9	0660.13.143	Gear selector spring		1	
10	76835.1134	Ball		1	
11	180.1.001.1A	1st,4th-2nd,3rd gear selector fork		2	
12	180.1.002.1A	5th,6th gear selector fork		1	
13	0660.13.070	Fork pin		2	
14	852.1.005.1A	Shim th. 1		1	
15	73500.1542	Circlip		1	
16	882.1.006.1A	Needle retaining ring (square cross-section)		1	
17	821.1.070.1A	Pin		6	
18	182.2.018.1A	Complete gearbox drum		1	
19	0660.13.060	Shim th. 1		1	
19	852.1.094.1A	Shim th. 0.9		1	
20	799.1.025.1A	Fork return spring		1	
21	0400.09.050	Shim th. 0.5		1	
21	0765.92.205	Shim th. 0.2		2	
22	884.5.034.1A	Ring		1	
23	748.1.040.1A	Nut		1	
24	180.1.008.1A	Gearbox drum control fork		1	
25	0660.13.165	Gearchange lever pin		1	

CATALOGUE No:

ISSUED:

915.1.223.2B

09 - 06

NOTES NO.	CODE NO.	DESCRIPTION	VALIDITY	Q.TY	
26	821.1.001.1A	Pin with gearchange lever		1	
27	0799.13.110	Gearchange lever return spring		1	
28	771.1.026.3A	Screw		1	
29	852.1.172.1A	Washer		1	
30	771.5.123.8B	Screw		1	
31	852.1.174.1A	Washer		1	
32	881.1.012.1A	Centering ring		1	
33	826.1.009.1A	Stopper plate		1	
34	0400.29.125	Shim th. 0.2		2	
34	0400.29.126	Shim th. 0.5		1	

CATALOGUE No:

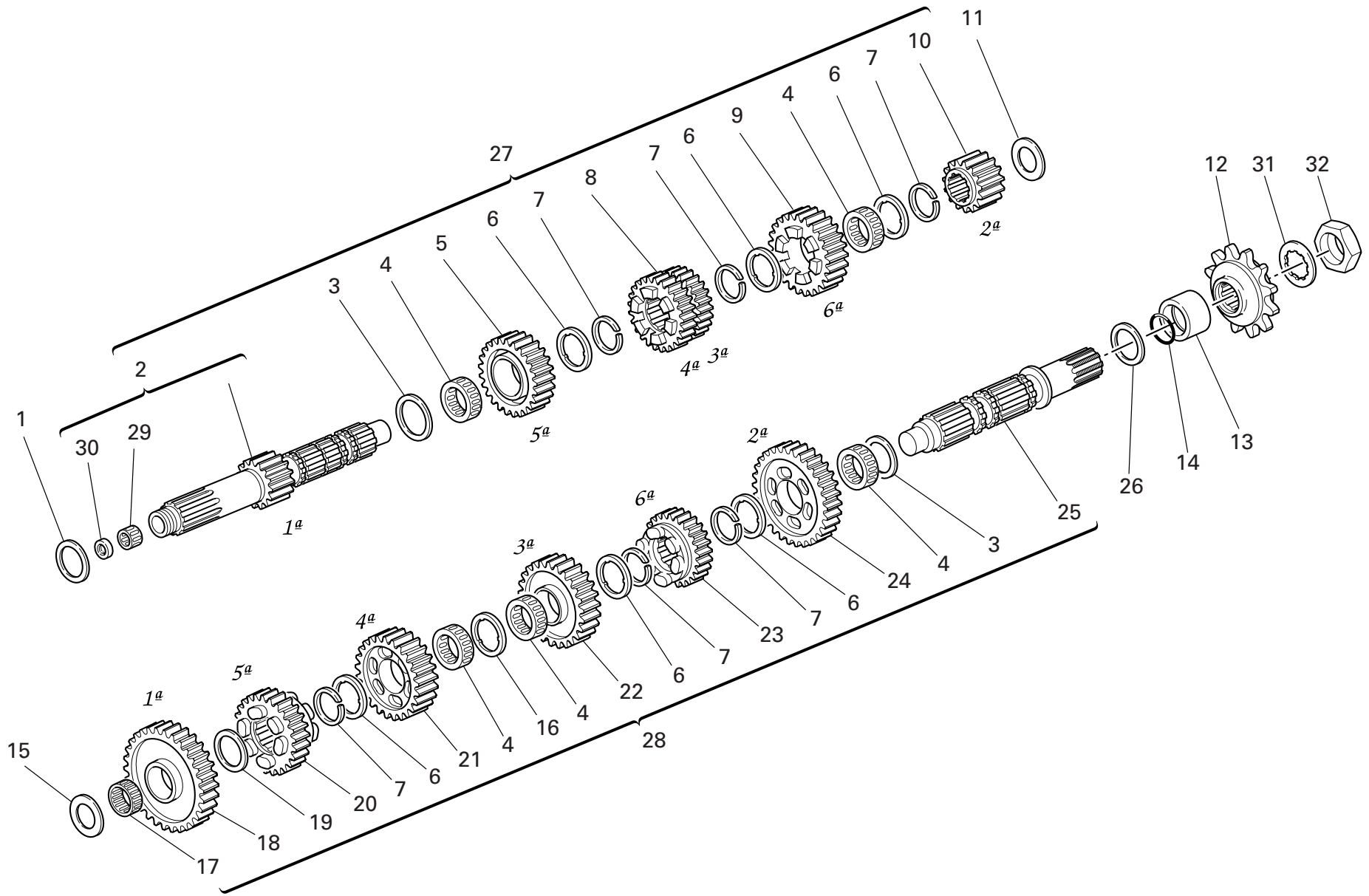
ISSUED:

915.1.223.2B

09 - 06

DRAWING 003

GEAR-BOX



DRAWING

003

GEAR-BOX


NOTES NO.	CODE NO.	DESCRIPTION	VALIDITY	Q.TY
				
1	0251.47.054	Shim th. 1.2		1
2	150.2.006.1B	Gearbox main shaft		1
3	0670.16.150	Shim th. 0.5		2
4	701.4.005.1A	Needle bearing		5
5	172.1.004.1A	Driving gear 5th sp.		1
6	856.1.001.1A	Grooved washer th. 0.5		6
7	0670.16.145	Snap ring		6
8	172.1.003.1A	Driving gear 3rd/4th sp.		1
9	172.1.005.1A	Driving gear 6th sp.		1
10	172.1.002.1B	Driving gear 2nd sp.		1
11	713.1.014.1E	Shim th. 1.6		1
13	713.1.157.1A	Spacer		1
14	930.4.023.1A	O-ring		1
15	713.1.266.1A	Spacer th. 3,15		1
16	856.1.031.1A	Grooved washer th. 0.5		1
17	76402.0002	Needle bearing		1
18	172.1.006.1B	Driven gear 1st sp.		1
19	0670.16.155	Shim th. 1		1
20	172.1.010.1A	Driven gear 5th sp.		1
21	172.1.009.1A	Driven gear 4th sp.		1
22	172.1.008.1A	Driven gear 3rd sp.		1
23	172.1.011.1A	Driven gear 6th sp.		1
24	172.1.007.1B	Driven gear 2nd sp.		1
25	149.1.032.3A	Gearbox lay shaft		1
26	0670.16.170	Shim th. 0.8		1
27	150.2.072.1A	Complete main shaft		1
28	150.2.063.1A	Gearbox lay shaft		1

CATALOGUE No:

ISSUED:

915.1.223.2B

09 - 06

NOTES NO.	CODE NO.	DESCRIPTION	VALIDITY	Q.TY
				
29	702.5.044.1A	Needle bearing		1
30	930.4.049.1A	Seal ring		1
31	851.1.004.1A	Lock washer		1
32	750.1.007.1A	Nut		1

CATALOGUE No:

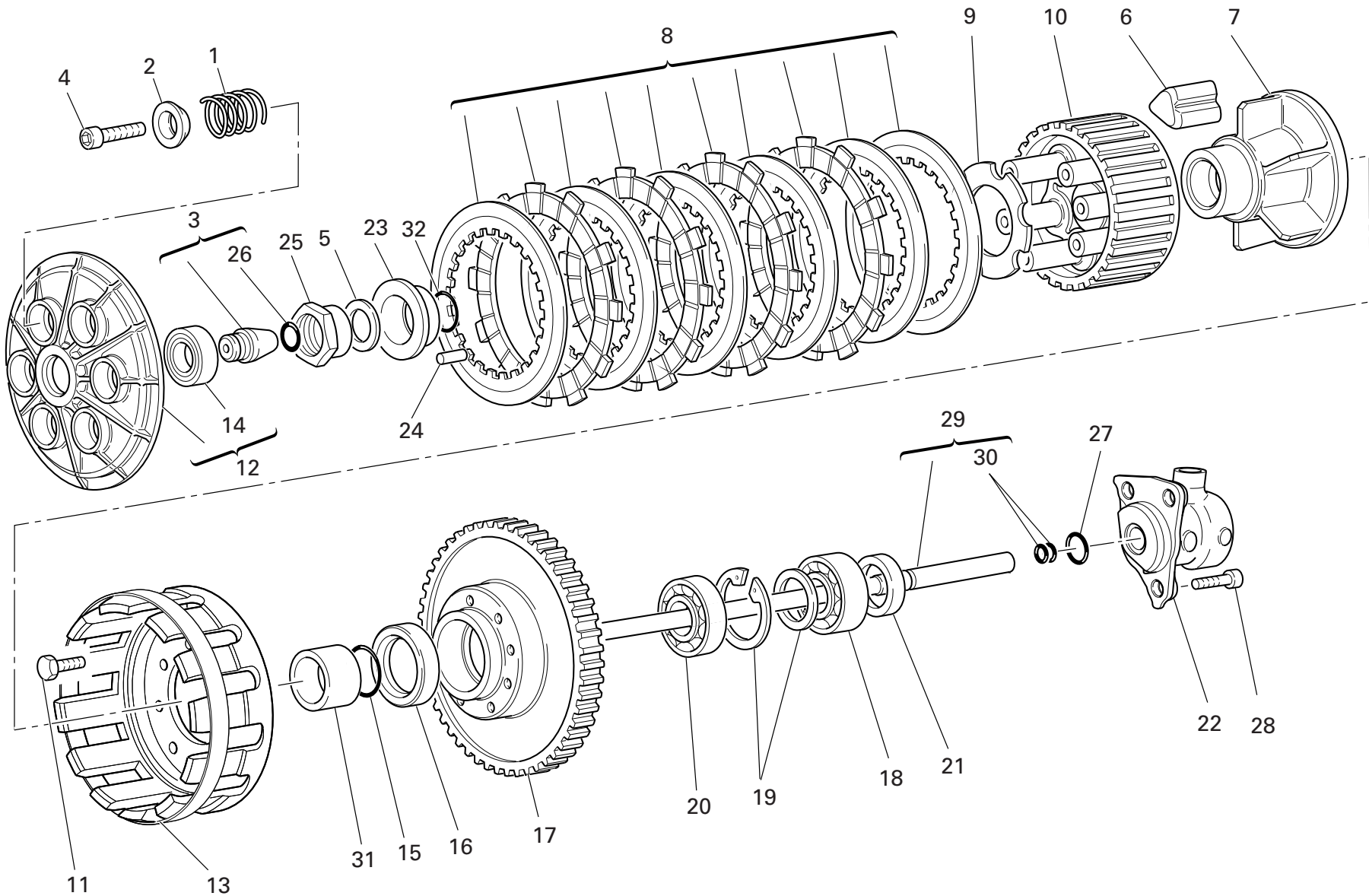
ISSUED:

915.1.223.2B

09 - 06

DRAWING 004

CLUTCH




DRAWING

004

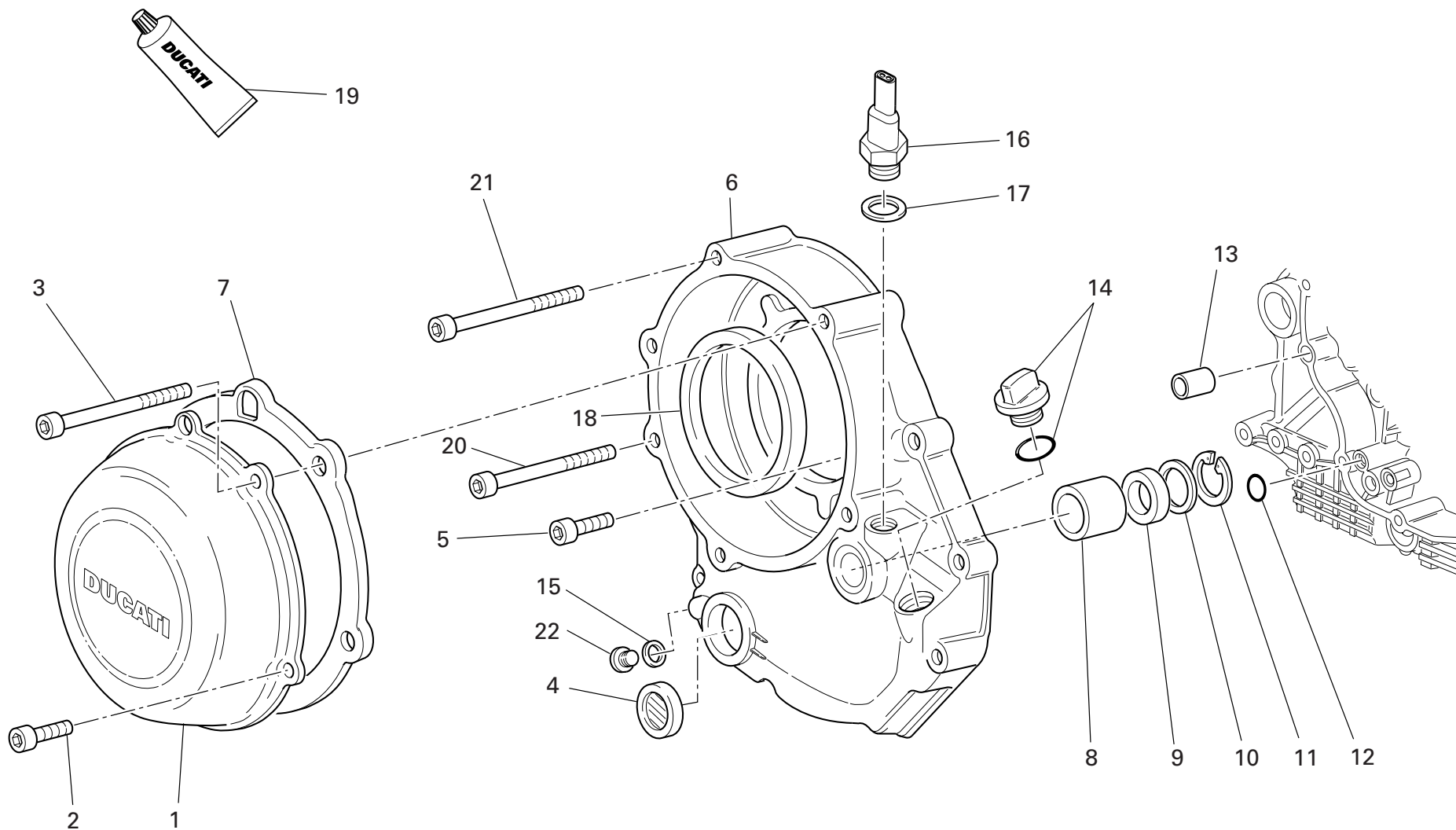
CLUTCH

NOTES NO.	CODE NO.	DESCRIPTION	VALIDITY	Q.TY	
1	0659.16.555	Clutch spring		6	
2	841.1.002.2A	Retainer		6	
3	818.2.009.1A	Clutch control pin		1	
4	771.5.043.8B	Screw		6	
5	851.4.001.1A	Lock washer		1	
6	764.1.003.1B	Rubber pad		12	
7	162.1.001.1B	Plate holder hub		1	
8	190.2.011.1A	Clutch plates set		1	
9	851.1.001.1B	Lock washer		1	
10	196.1.001.2B	Clutch drum		1	
11	70610.8120	Screw		8	
12	194.2.001.1B	Pressure plate		1	
13	198.1.029.1A	Clutch housing		1	
14	702.5.016.1A	Bearing		1	
15	463.2.053.7A	O-ring		1	
16	930.4.035.1A	Seal ring		1	
17	170.2.020.1B	Clutch/crankshaft gears pair		1	
18	75113.2566	Bearing		1	
19	881.2.001.1A	Circlip - spacer		1	
20	702.4.017.1A	Bearing		1	
21	0660.16.145	Spacer		1	
22	195.4.003.1A	Piston assembly		1	
23	710.1.002.1A	Bush		1	
24	74224.0570	Pin		1	
25	750.1.002.1B	Nut		1	
26	0400.17.030	O-ring		1	
27	886.4.043.1A	O-ring		1	

NOTES NO.	CODE NO.	DESCRIPTION	VALIDITY	Q.TY	
28	771.5.065.8B	Screw		3	
29	117.2.006.1A	Clutch control rod		1	
30	93823.2018	O-ring		2	
31	713.1.012.1B	Spacer		1	
32	93823.0128	O-ring		1	

DRAWING 005

CLUTCH COVER



DRAWING

005

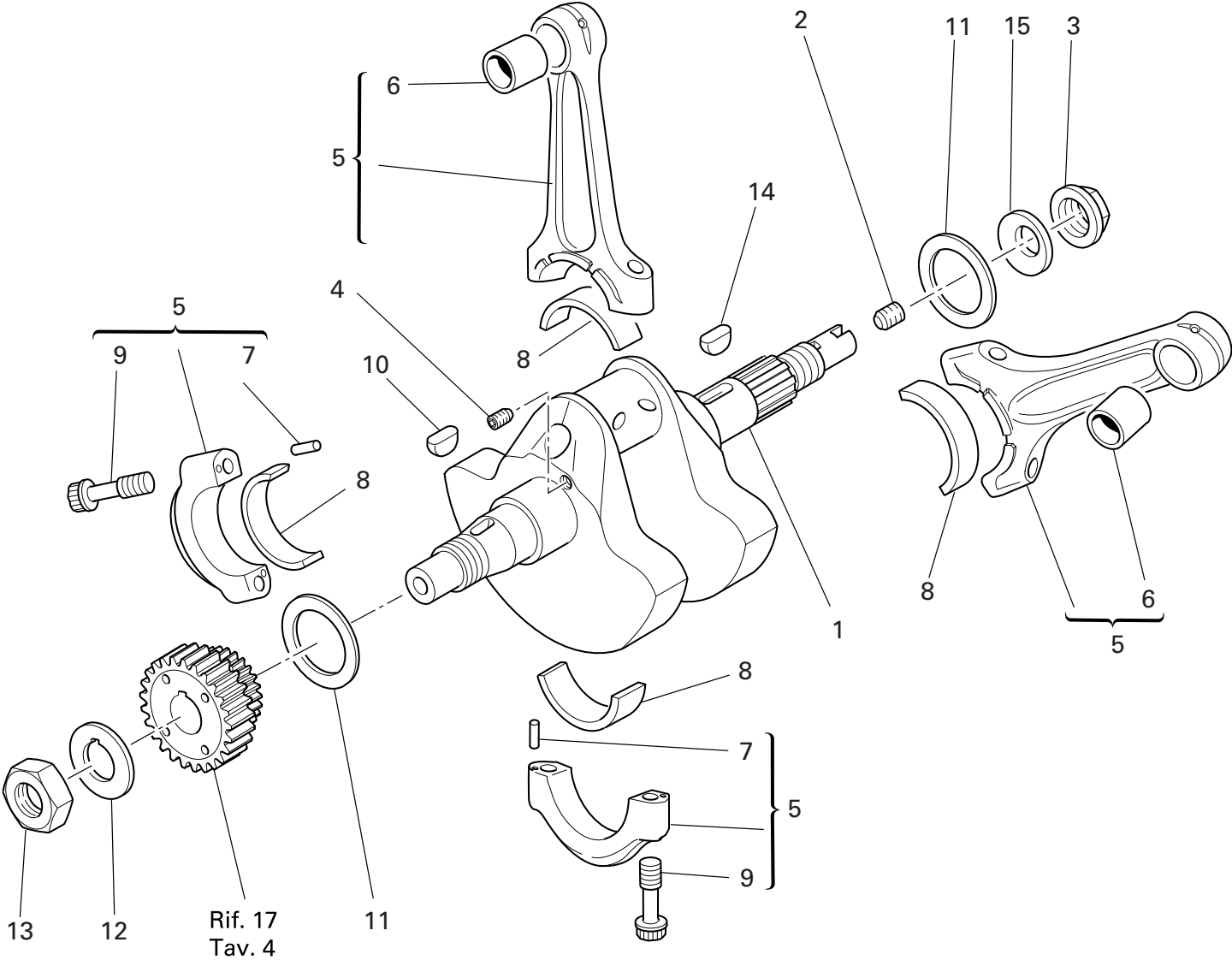
CLUTCH COVER

NOTES NO.	CODE NO.	DESCRIPTION	VALIDITY	Q.TY
				
1	243.1.096.1A	Clutch protection cover		1
2	771.1.026.1A	Screw		2
3	771.1.027.1A	Screw		2
4	254.4.001.2A	Oil level sight glass		1
5	771.5.069.8B	Screw		6
6	243.2.097.3A	Cover clutch side		1
7	788.1.052.1A	Clutch cover gasket		1
8	0665.49.680	Bush		1
9	930.4.091.1A	Seal ring		1
10	852.1.008.1A	Shim th. 0.5		1
11	884.5.035.1A	Circlip		1
12	93827.0114	O-ring		1
13	0400.49.240	Locating bush		1
14	893.2.013.1A	Complete cap		1
15	852.5.024.1A	Gasket th.1		1
16	539.4.030.1A	Switch		1
17	852.1.195.1A	Gasket th.2		1
18	930.4.034.1A	Ring		1
19	94247.0014	Fluid sealant		1
20	771.5.078.8B	Screw		1
21	771.5.079.8B	Screw		1
22	780.5.001.1A	Cap		1

NOTES NO.	CODE NO.	DESCRIPTION	VALIDITY	Q.TY
				

DRAWING 006

CRANKSHAFT



DRAWING

006

CRANKSHAFT


NOTES NO.	CODE NO.	DESCRIPTION	VALIDITY	Q.TY
				
1	146.2.091.1A	Crankshaft (items 2-3-4 included)		1
2	779.1.109.1A	Special screw		1
3	750.1.012.2A	Nut		1
4	72121.2106	Threaded dowel		1
5	158.2.012.1A	Connecting rods pair		1
6	711.1.007.1A	Bush		2
7	74224.0570	Pin		4
8	112.1.012.1AB	Half-bearing (BLUE)		2
8	112.1.012.1AC	Half-bearing (YELLOW)		2
9	779.1.007.2A	Special screw		4
10	74172.1008	Woodruff key		1
11	852.1.104.1A	Shim th. 1.9		2
11	852.1.104.1B	Shim th. 1.95		2
11	852.1.104.1H	Shim th. 2.25		2
11	852.1.104.1K	Shim th. 2,4		2
11	852.1.104.1L	Shim th. 2,45		2
11	852.1.104.1M	Shim th. 2.5		2
11	852.1.104.1N	Shim th. 2.55		2
11	852.1.104.2C	Shim th. 2		2
11	852.1.104.2D	Shim th. 2,05		2
11	852.1.104.2E	Shim th. 2,1		2
11	852.1.104.2F	Shim th. 2,15		2
11	852.1.104.2G	Shim th. 2.2		2
11	852.1.104.2I	Shim th. 2.3		2
11	852.1.104.2J	Shim th. 2.35		2
12	851.1.019.1A	Lock washer		1
13	0660.47.040	Nut		1

CATALOGUE No:

ISSUED:

915.1.223.2B

09 - 06

NOTES NO.	CODE NO.	DESCRIPTION	VALIDITY	Q.TY
				
14	0755.29.025	Woodruff key		1
15	799.1.051.2A	Spring washer		1

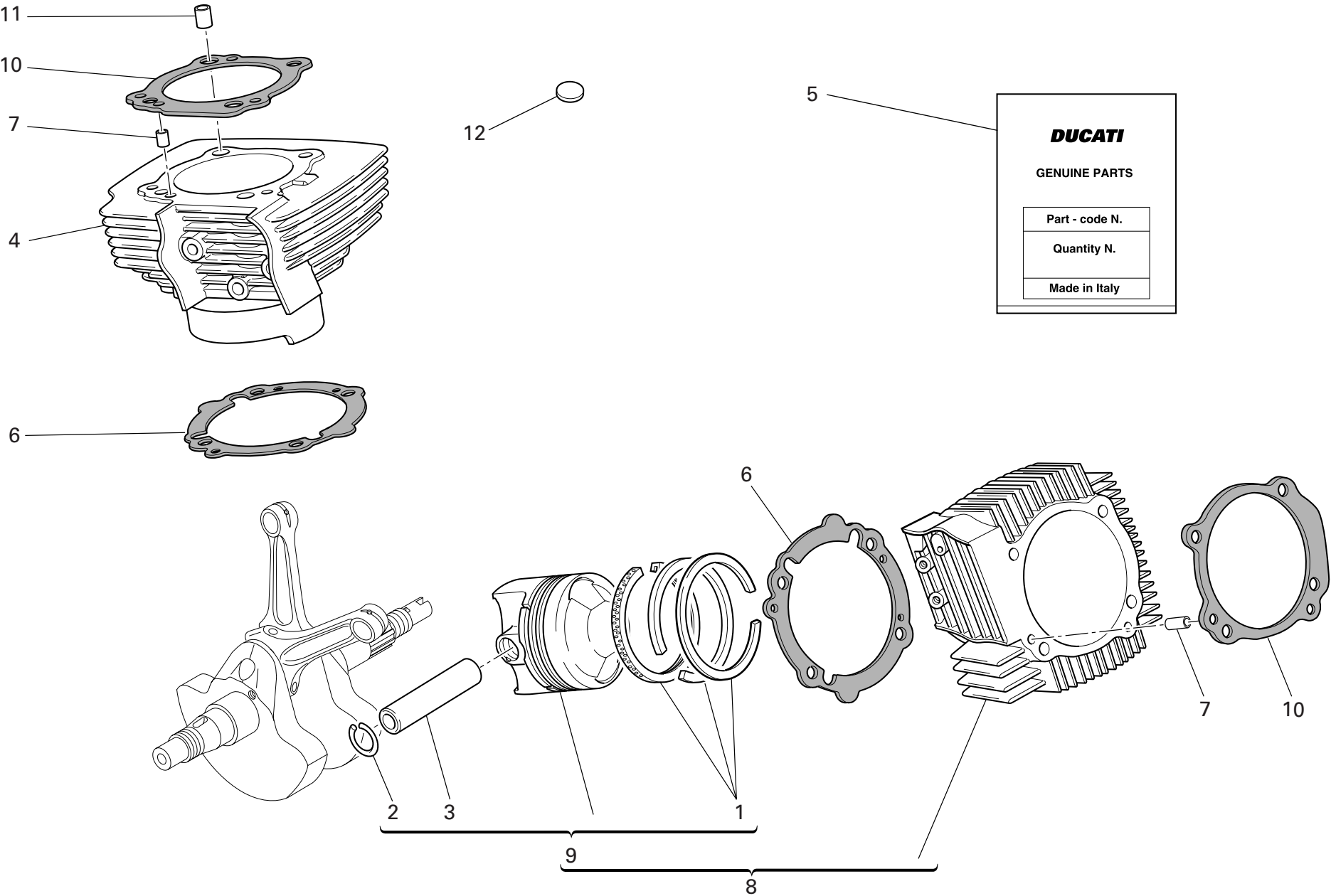
CATALOGUE No:

ISSUED:

915.1.223.2B

09 - 06


DRAWING 007 CYLINDERS - PISTONS



DRAWING

007

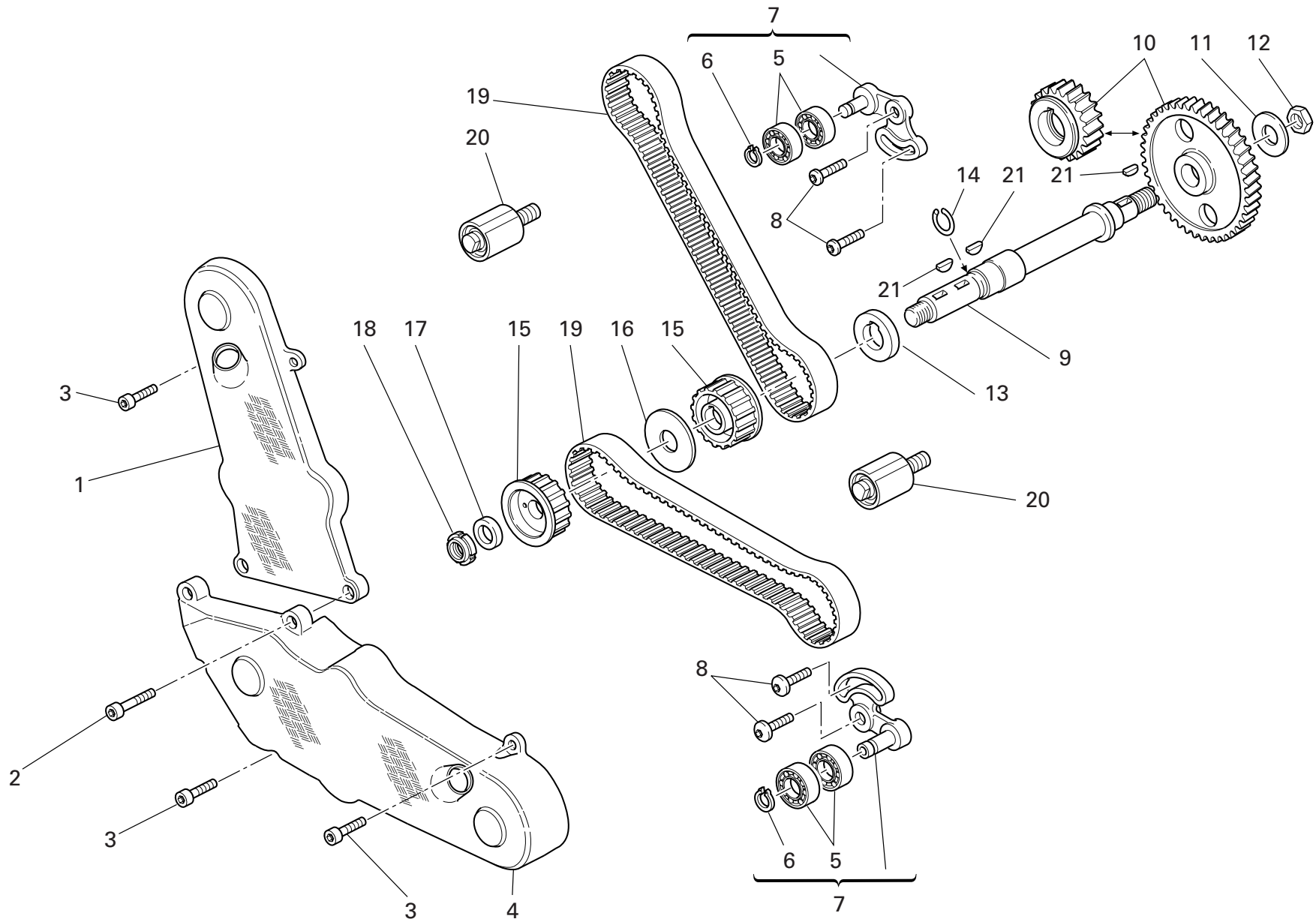
CYLINDERS - PISTONS

NOTES NO.	CODE NO.	DESCRIPTION	VALIDITY	Q.TY
				
1	121.2.033.1A	Piston rings set		2
2	884.4.011.1A	Piston pin circlip		4
3	121.1.127.1A	Piston pin		2
4	120.2.081.1A	Vertical cylinder-piston fit		1
5	791.2.026.2A	Head-cylinder gaskets set		1
6	786.1.086.1A	Cylinder-crankcase gasket th. 0.4		2
7	711.1.172.1A	Bush		2
8	120.2.080.1A	Horizontal cylinder-piston fit		1
9	122.2.087.2A	Complete piston		2
10	786.1.064.1A	Head-cylinder gasket		2
11	711.1.126.1A	Bush		4
12	700.1.040.1A	Vibration damper pad		41

NOTES NO.	CODE NO.	DESCRIPTION	VALIDITY	Q.TY
				

DRAWING 008


TIMING



DRAWING

008

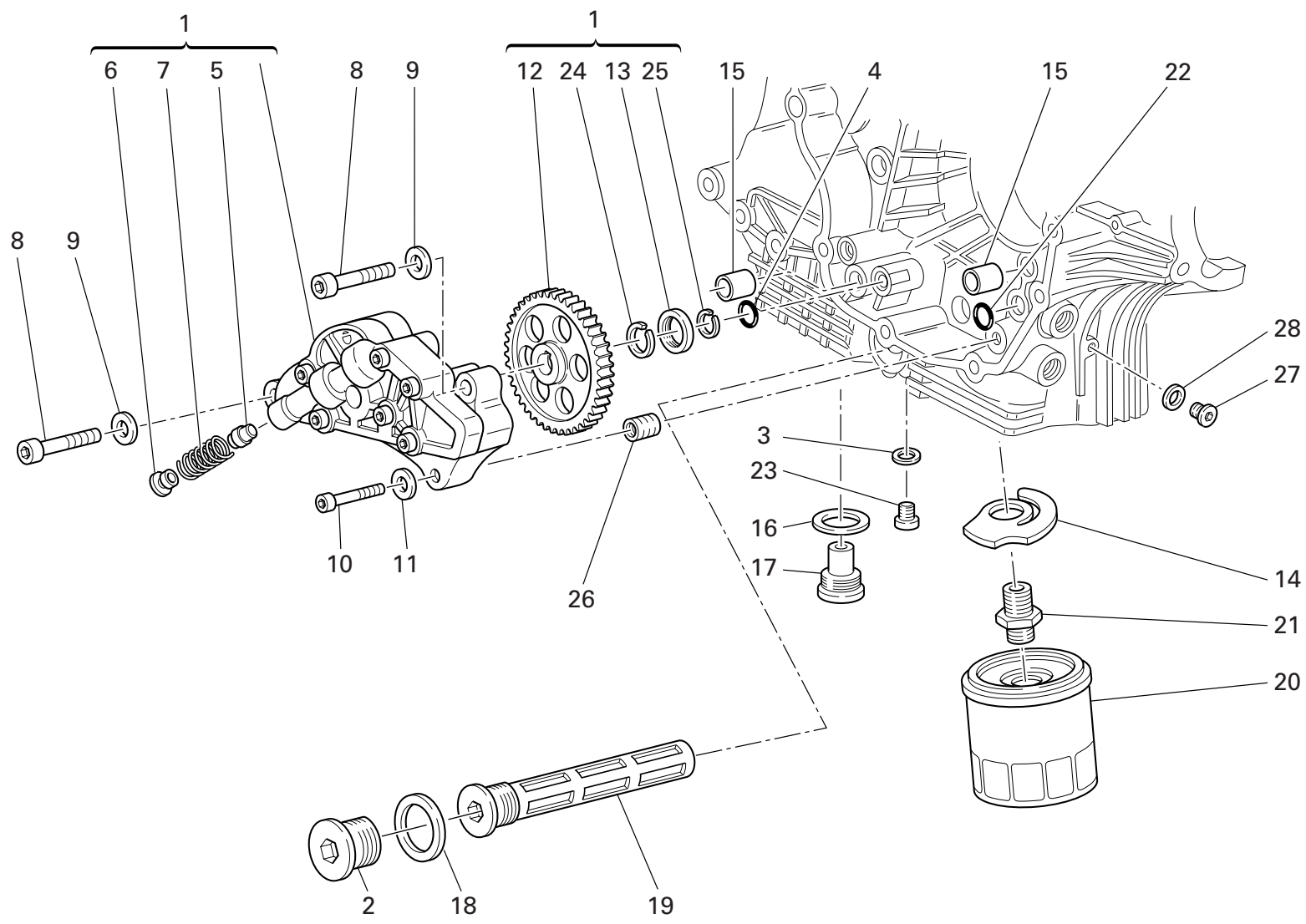
TIMING

NOTES NO.	CODE NO.	DESCRIPTION	VALIDITY	Q.TY
				
1	245.1.058.1B	Vertical timing belt cover (CARBON)		1
2	771.5.072.8B	Screw		2
3	771.5.066.8B	Screw		5
4	245.1.059.1B	Horizontal timing belt cover (CARBON)		1
5	702.4.069.1A	Bearing		4
6	884.5.034.1A	Ring		2
7	451.2.017.1A	Complete vertical cylinder tensioner roller		2
8	772.1.010.3A	Screw		4
9	147.1.026.1A	Lay shaft		1
10	171.2.020.2B	Timing gears pair		1
11	851.1.013.1A	Lock washer		1
12	0124.40.060	Hexagon nut		1
13	716.1.073.2A	Spacer		1
14	882.1.003.1A	Snap ring		1
15	255.1.023.2A	Timing belt roller		2
16	856.1.062.2A	Belt roller separating washer		1
17	716.1.099.1A	Spacer		1
18	703.5.006.2A	Elastic-stop ring nut		1
19	737.4.021.1A	Timing drive toothed belt		2
20	451.1.025.1A	Fixed tensioner assembly		2
21	0755.29.025	Woodruff key		3

NOTES NO.	CODE NO.	DESCRIPTION	VALIDITY	Q.TY
				

DRAWING 009

FILTERS AND OIL PUMP



DRAWING

009

FILTERS AND OIL PUMP


NOTES NO.	CODE NO.	DESCRIPTION	VALIDITY	Q.TY
				
1	174.2.025.6A	Complete oil pump		1
2	873.1.037.1A	Cap		1
3	852.1.120.1A	Aluminium gasket		1
4	886.4.037.1A	O-ring		1
5	593.1.018.1A	Bypass valve		1
6	780.1.018.1A	Bypass cap		1
7	799.1.055.1A	Bypass spring		1
8	771.5.129.8B	Screw		2
9	853.1.002.1A	Spring washer		2
10	771.5.069.8B	Screw		1
11	853.1.004.1A	Spring washer		1
12	174.1.025.2A	Pump drive gear		1
13	710.1.001.1A	Bush		1
14	799.2.077.2A	Bypass spring		1
15	0759.49.280	Locating bush		2
16	220.3.208.3A	Gasket		1
17	780.2.047.1A	Oil drain plug with magnet		1
18	852.5.005.1A	Gasket th.1,5		1
19	894.2.009.1A	Oil filter		1
20	444.4.003.4A	Oil filter cartridge		1
21	815.1.028.1A	Nipple		1
22	93827.0114	O-ring		1
23	779.1.198.2A	Cap		1
24	884.4.042.1A	Snap ring		1
25	884.5.036.1A	Circlip		1
26	0670.49.310	Reduction bush		1
27	779.1.162.2A	Cap		1

CATALOGUE No:

ISSUED:

915.1.223.2B

09 - 06

NOTES NO.	CODE NO.	DESCRIPTION	VALIDITY	Q.TY
				
28	852.1.195.1A	Gasket th.2		1

CATALOGUE No:

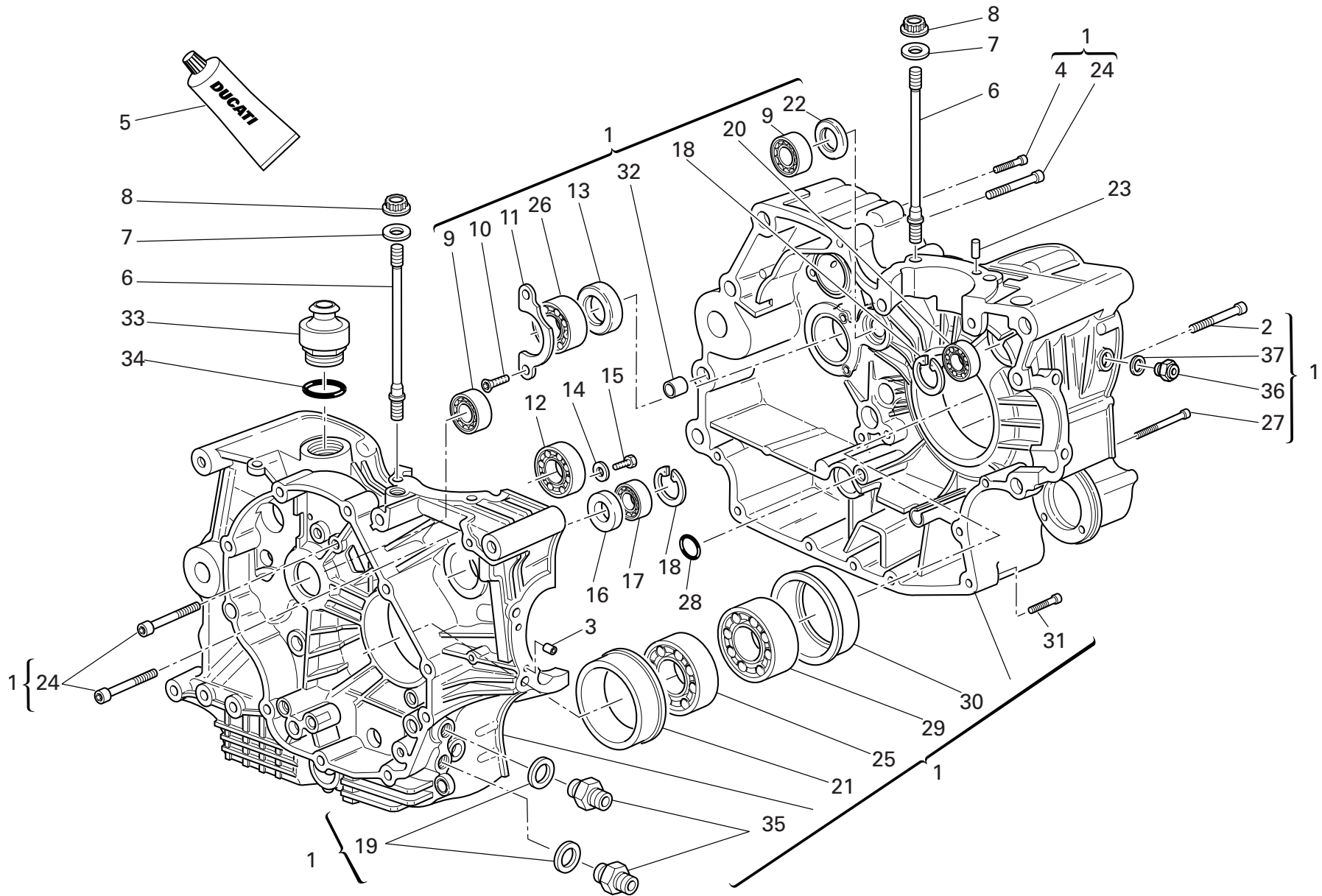
ISSUED:

915.1.223.2B

09 - 06

DRAWING 010

HALF CRANKCASES



DRAWING

010

HALF CRANKCASES


NOTES NO.	CODE NO.	DESCRIPTION	VALIDITY	Q.TY	
1	225.2.150.1A	Complete half-crankcases pair		1	
2	779.1.029.2A	Special screw		1	
3	711.1.128.1A	Bush		2	
4	771.5.072.8B	Screw		5	
5	94247.0014	Fluid sealant		1	
6	766.1.059.1A	Stud bolt for fastening head cylinder		8	
7	856.1.064.2A	Special washer		8	
8	748.1.050.1A	Nut		8	
9	702.4.033.1A	Bearing		2	
10	72094.1616	Screw		2	
11	826.1.012.1A	Keep plate		1	
12	702.5.019.1A	Bearing		1	
13	930.4.022.1A	Seal ring		1	
14	713.1.140.1A	Spacer		2	
15	770.5.250.8B	Screw		2	
16	93785.1830	Seal ring		1	
17	75794.1542	Bearing		1	
18	73503.3380	Circlip		2	
19	787.1.011.1A	Aluminium gasket th.2		2	
20	702.5.008.1A	Bearing		1	
21	710.1.069.1A	Bearing holder bush		1	
22	0370.49.250	Washer		1	
23	0011.52.010	Locating dowel		2	
24	771.5.136.8B	Screw		6	
25	75191.3380	Bearing		1	
26	702.4.013.1A	Bearing		1	
27	771.5.080.8B	Screw		2	

CATALOGUE No:

ISSUED:

915.1.223.2B

09 - 06

NOTES NO.	CODE NO.	DESCRIPTION	VALIDITY	Q.TY	
28	93827.0114	O-ring		1	
29	702.4.020.1A	Bearing		1	
30	710.1.070.1A	Bearing holder bush		1	
31	771.5.072.8B	Screw		2	
32	711.1.095.1A	Bush		2	
33	593.1.003.1B	Breather valve		1	
34	93823.3156	O-ring		1	
35	815.1.022.1A	Nipple		2	
36	779.1.434.1A	Special screw		1	
37	852.5.026.1A	Aluminium gasket th.1,5		1	

CATALOGUE No:

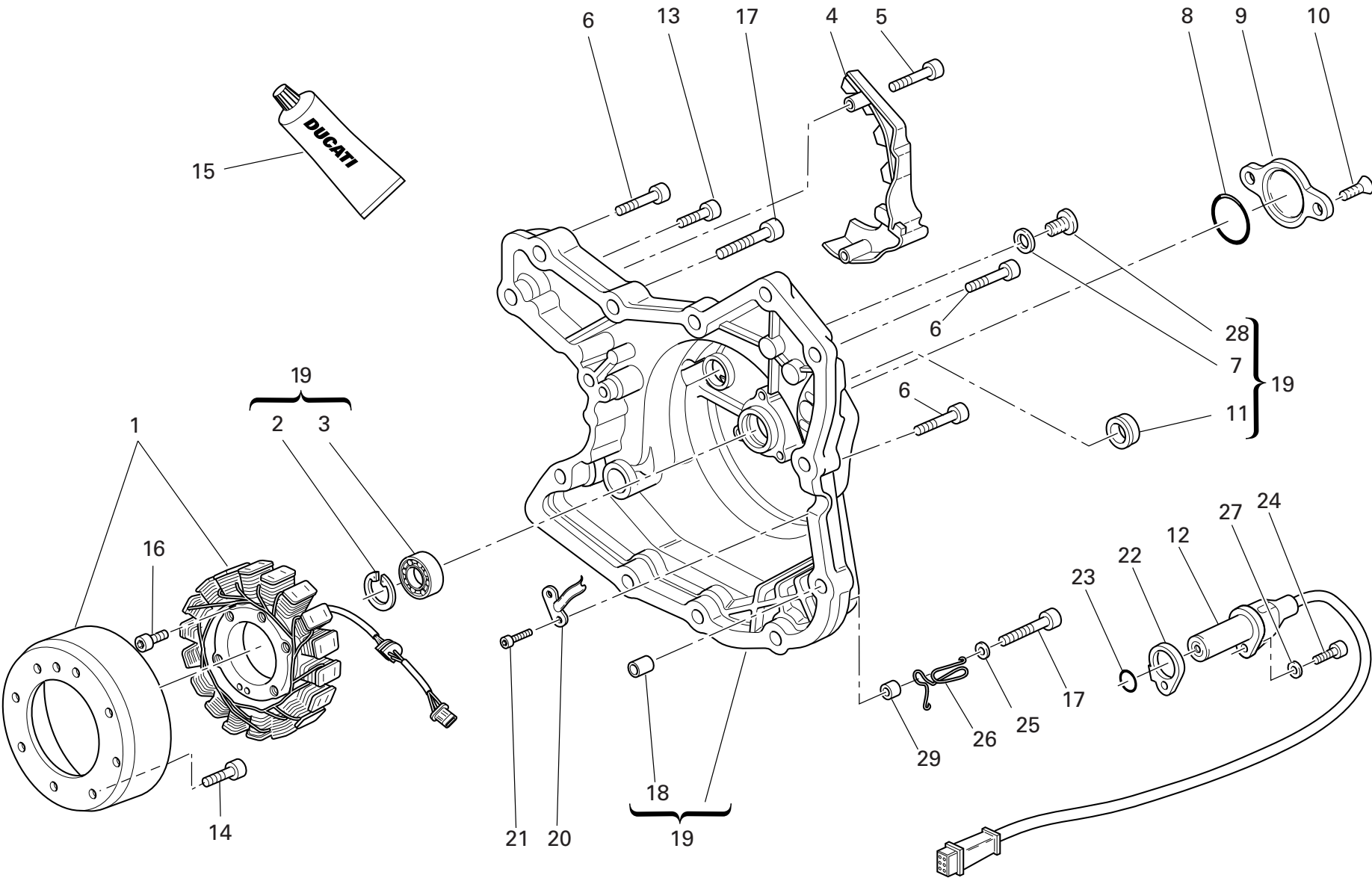
ISSUED:

915.1.223.2B

09 - 06

DRAWING 011


ALTERNATOR COVER



DRAWING

011

ALTERNATOR COVER


NOTES NO.	CODE NO.	DESCRIPTION	VALIDITY	Q.TY	
1	264.4.014.3B	Generator "DENSO"		1	
2	73503.3380	Circlip		1	
3	702.5.008.1A	Bearing		1	
4	247.1.203.1A	Chain cover (BLACK)		1	
5	771.5.665.8B	Screw		2	
6	771.5.069.8B	Screw		10	
7	852.1.120.1A	Aluminium gasket		1	
8	886.4.035.1A	O-ring		1	
9	247.1.210.1A	Cover		1	
10	777.5.049.8B	Screw		2	
11	93783.1524	Seal ring		1	
12	552.4.020.1A	Sensor		1	
13	771.5.067.8B	Screw		2	
14	779.4.075.1A	Screw		8	
15	94247.0014	Fluid sealant		1	
16	771.5.073.8B	Screw		3	
17	771.5.071.8B	Screw		2	
18	711.1.160.1A	Locating bush		2	
19	242.2.057.3A	Generator cover		1	
20	830.1.284.1A	Bracket		1	
21	771.5.040.8B	Screw		2	
22	788.1.076.1A	Gasket th.0,6		1	
22	788.1.076.1AA	Gasket th.0,8		1	
22	788.1.076.1AB	Gasket th.1,0		1	
23	886.4.033.1A	O-ring		1	
24	771.5.066.8B	Screw		1	
25	852.1.176.1A	Washer		1	

CATALOGUE No:

ISSUED:

915.1.223.2B

09 - 06

NOTES NO.	CODE NO.	DESCRIPTION	VALIDITY	Q.TY	
26	881.1.051.1A	Holder		1	
27	853.1.003.1A	Spring washer		1	
28	779.1.198.2A	Cap		1	
29	713.1.365.1A	Spacer		1	

CATALOGUE No:

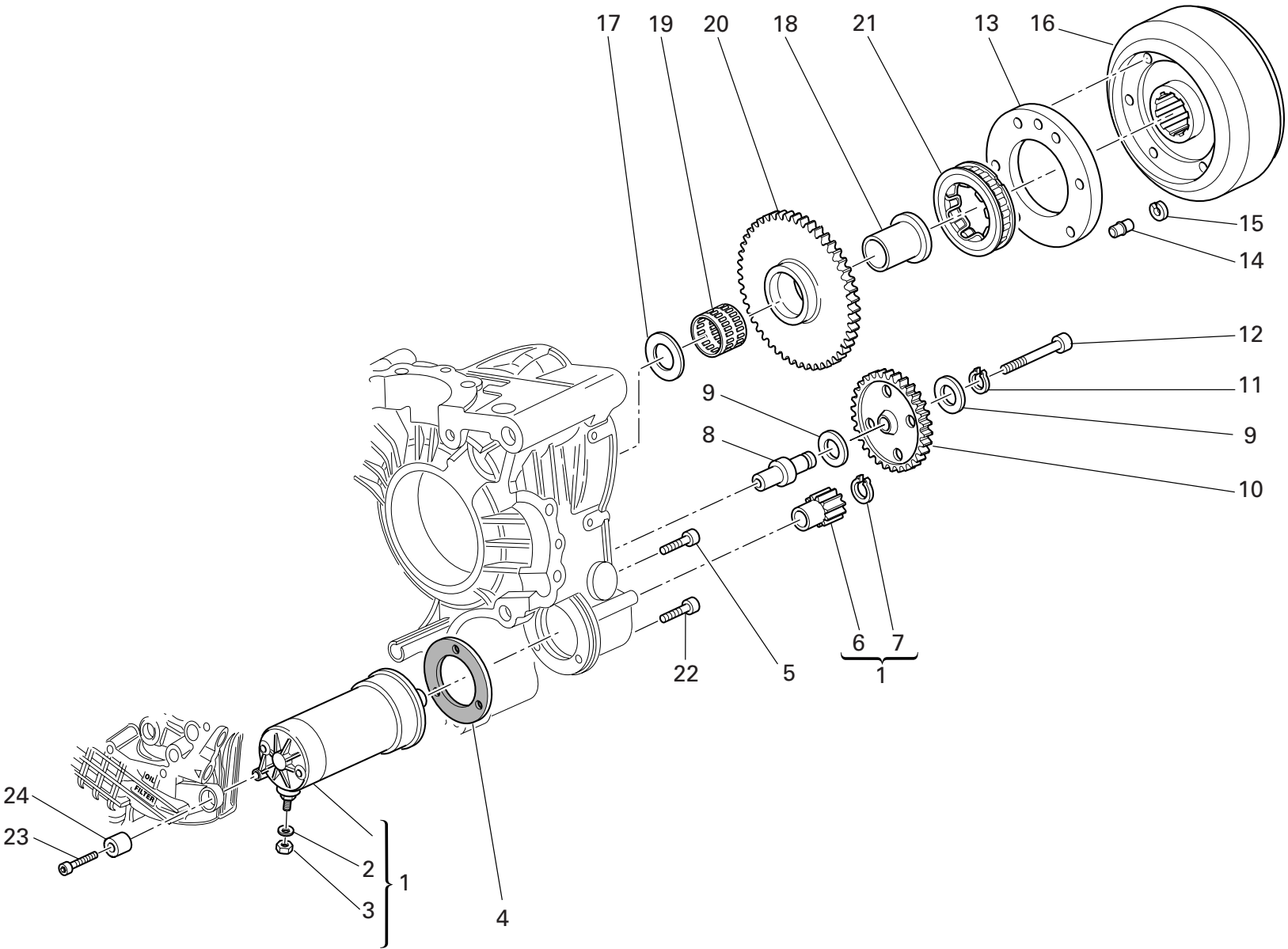
ISSUED:

915.1.223.2B

09 - 06

DRAWING 012

ELECTRIC STARTER AND IGNITION



DRAWING

012

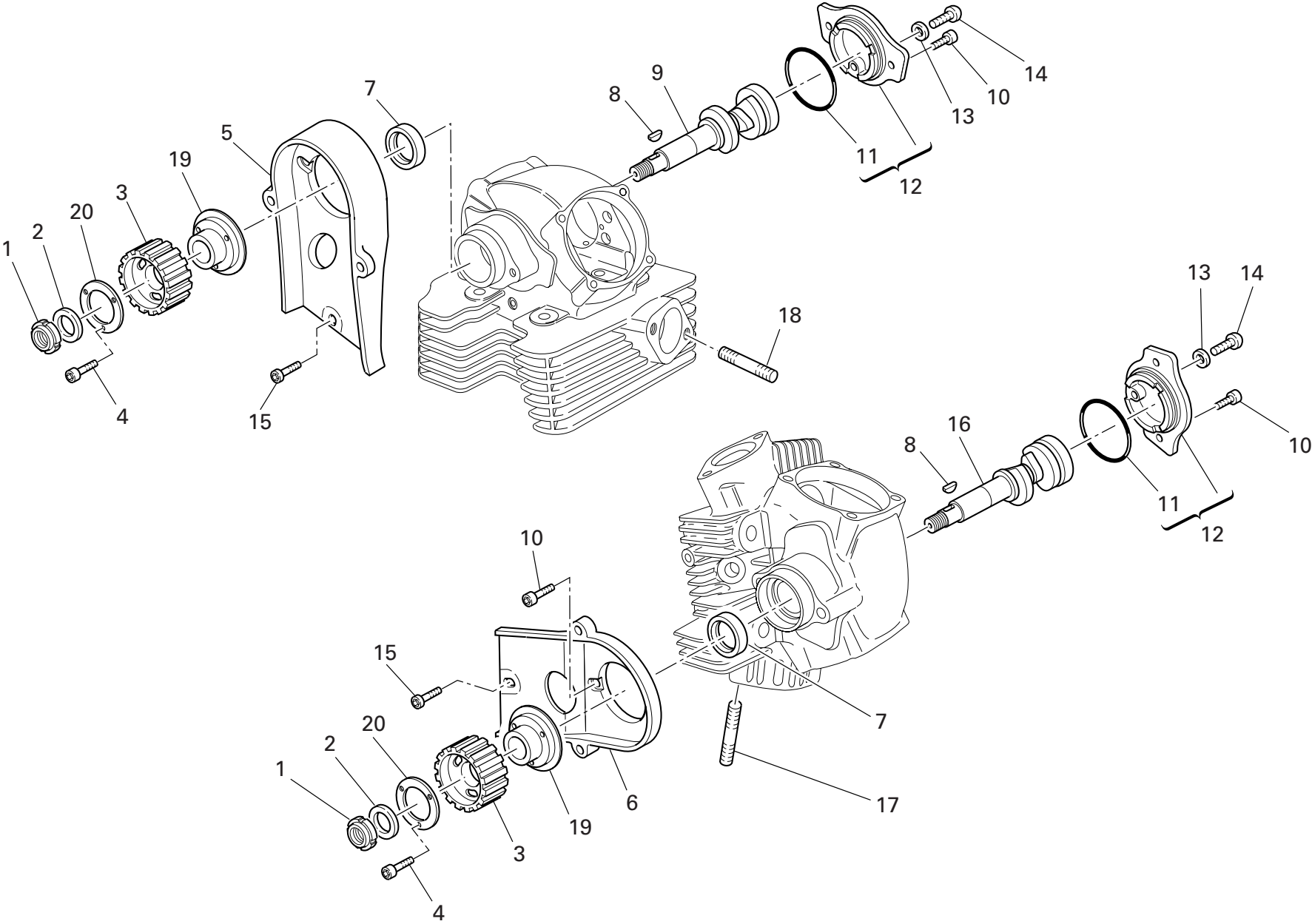
ELECTRIC STARTER AND IGNITION

NOTES NO.	CODE NO.	DESCRIPTION	VALIDITY	Q.TY
				
1	270.4.005.1A	Complete starter motor		1
2	853.5.009.1A	Spring washer		1
3	750.5.005.1A	Nut		1
4	788.1.054.2A	Starter motor gasket		1
5	771.5.066.8B	Screw		2
6	176.1.001.1A	Starter motor sprocket		1
7	884.5.036.1A	Circlip		1
8	0660.50.020	Intermediate gear pin		1
9	856.1.071.1A	Washer		2
10	176.1.009.1A	Intermediate gear assembly		1
11	73500.1440	Circlip		1
12	771.5.078.8B	Screw		1
13	160.1.057.1A	Flange		1
14	863.1.002.1A	Locating pin		1
15	882.1.012.1A	Check ring		1
16	276.1.025.1B	Ignition flywheel		1
17	0619.50.065	Washer		1
18	881.1.010.1C	Inner ring		1
19	701.4.003.1A	Needle bearing		1
20	173.1.012.3A	Electric starter driven gear		1
21	701.4.007.1A	Starter clutch		1
22	771.5.069.8B	Screw		1
23	771.5.071.8B	Screw		1
24	700.1.036.1A	Flexible bush		1

NOTES NO.	CODE NO.	DESCRIPTION	VALIDITY	Q.TY
				

DRAWING 013

HEAD : TIMING



DRAWING

013

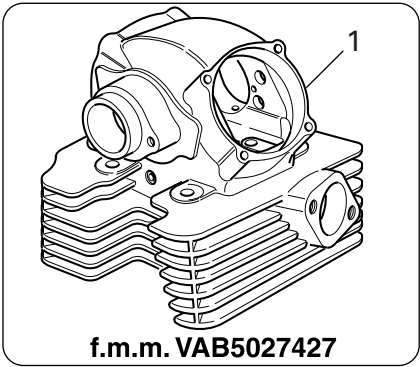
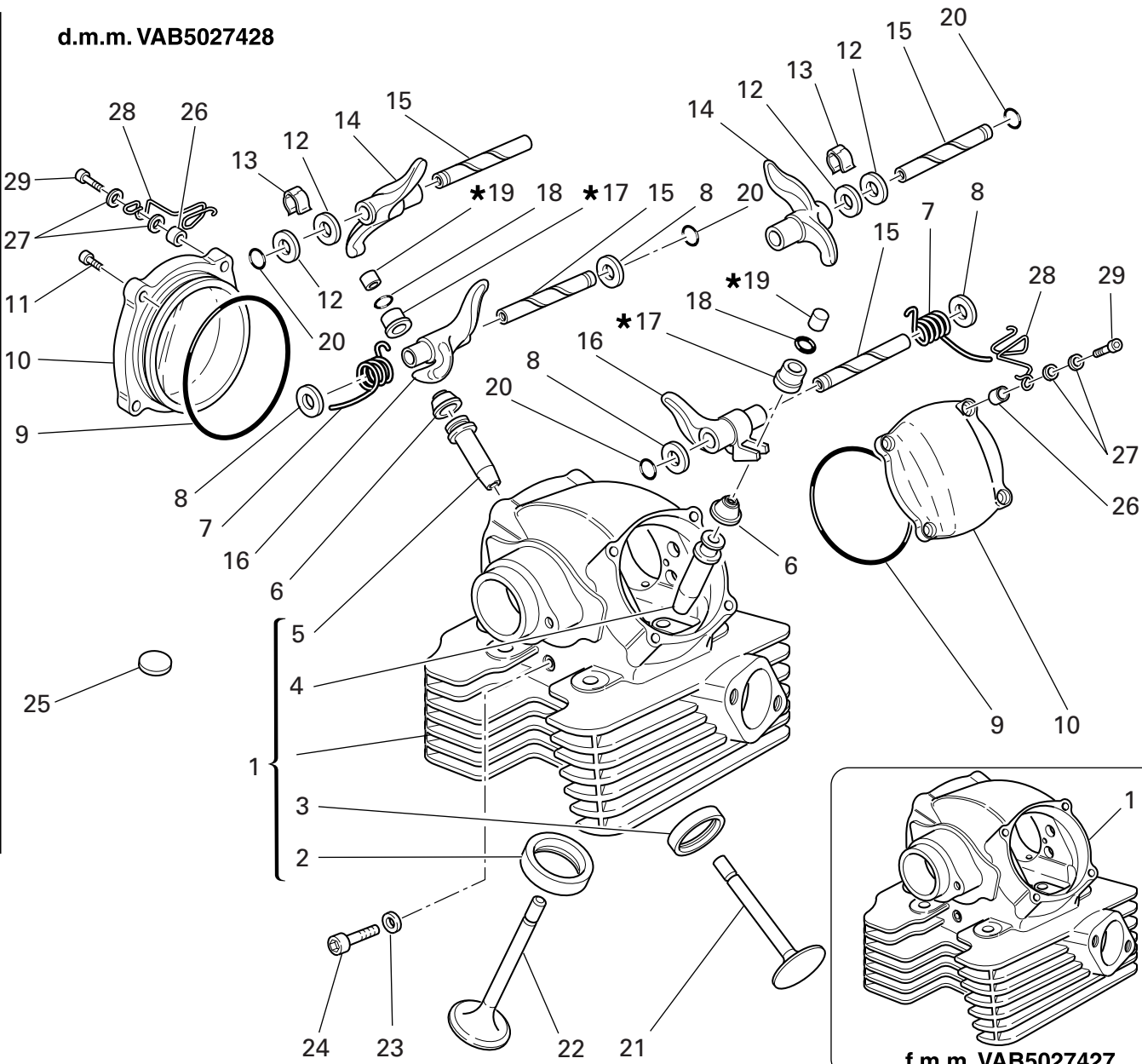
HEAD : TIMING

NOTES NO.	CODE NO.	DESCRIPTION	VALIDITY	Q.TY
				
1	703.5.006.2A	Elastic-stop ring nut		2
2	852.1.173.1A	Washer		2
3	255.1.024.2A	Timing belt roller		2
4	779.5.030.2A	Screw		6
5	245.1.030.1A	Vertical belt inner cover		1
6	245.1.031.1A	Horizontal belt inner cover		1
7	930.4.061.1A	Seal ring		2
8	74172.1008	Woodruff key		2
9	148.1.285.1A	Vertical head camshaft		1
10	771.5.066.8B	Screw		7
11	886.4.060.1A	O-ring		2
12	235.2.037.1A	Side cap		2
13	852.1.197.1A	Copper gasket		2
14	775.1.036.1A	Screw		2
15	773.5.065.8B	Screw		2
16	148.1.284.1A	Horizontal head camshaft		1
17	766.4.017.2A	Stud bolt		4
18	766.4.018.1A	Stud bolt		4
19	160.1.105.1A	Flange		2
20	856.1.074.2A	Special washer		2

NOTES NO.	CODE NO.	DESCRIPTION	VALIDITY	Q.TY
				


19		17	
Registro bilanc. apertura		Registro bilanc. chiusura	
Adjustment		Adjustment	
Réglage		Réglage	
Ventilkäppchen		Ventilkäppchen	
840.1.031.1A—	1,8	840.1.041.1B—	2,20
840.1.032.1A—	1,85	840.1.042.1B—	2,25
840.1.033.1A—	1,9	840.1.043.1B—	2,30
840.1.034.1A—	1,95	840.1.044.1B—	2,35
840.1.001.1A—	2	840.1.045.1B—	2,40
840.1.002.1A—	2,05	840.1.046.1B—	2,45
840.1.003.1A—	2,1	840.1.047.1B—	2,5
840.1.004.1A—	2,15	840.1.048.1B—	2,55
840.1.005.1A—	2,2	840.1.049.1B—	2,6
840.1.006.1A—	2,25	840.1.050.1B—	2,65
840.1.007.1A—	2,3	840.1.051.1B—	2,7
840.1.008.1A—	2,35	840.1.052.1B—	2,75
840.1.009.1A—	2,4	840.1.053.1B—	2,8
840.1.010.1A—	2,45	840.1.054.1B—	2,85
840.1.011.1A—	2,5	840.1.055.1B—	2,9
840.1.012.1A—	2,55	840.1.056.1B—	2,95
840.1.013.1A—	2,6	840.1.057.1B—	3
840.1.014.1A—	2,65	840.1.058.1B—	3,05
840.1.015.1A—	2,7	840.1.059.1B—	3,1
840.1.016.1A—	2,75		
840.1.017.1A—	2,8		
840.1.018.1A—	2,85		
840.1.019.1A—	2,9		
840.1.020.1A—	2,95		
840.1.021.1A—	3		
840.1.022.1A—	3,05		
840.1.023.1A—	3,1		
840.1.024.1A—	3,15		
840.1.025.1A—	3,2		
840.1.026.1A—	3,25		
840.1.027.1A—	3,3		
840.1.028.1A—	3,35		
840.1.029.1A—	3,4		
840.1.0301A—	3,45		

d.m.m. VAB5027428



DRAWING 014

VERTICAL HEAD

NOTES NO.	CODE NO.	DESCRIPTION	VALIDITY	Q.TY 
1	301.2.092.1D	Complete vertical head	fmm7427	1
1	301.2.233.1A	Complete vertical head	dmm7428	1
2	304.1.042.1B	Intake valve seat		1
2	304.1.042.1BB	Oversize intake valve seat 0.03		1
2	304.1.042.1BC	Oversize intake valve seat 0.06		1
3	304.1.043.1B	Exhaust valve seat		1
3	304.1.043.1BB	Oversize exhaust valve seat 0.03		1
3	304.1.043.1BC	Oversize exhaust valve seat 0.06		1
4	303.1.041.1C	Intake valve guide		1
4	303.1.041.1CA	Intake valve guide magg. 0,03		1
4	303.1.041.1CB	Intake valve guide magg. 0,06		1
4	303.1.041.1CC	Intake valve guide magg. 0,09		1
5	303.1.040.1B	Exhaust valve guide		1
5	303.1.040.1BA	Exhaust valve guide magg. 0,03		1
5	303.1.040.1BB	Exhaust valve guide magg. 0,06		1
5	303.1.040.1BC	Exhaust valve guide magg. 0,09		1
6	764.1.002.1A	Rubber pad		2
7	799.1.061.3A	Closing rocker spring		2
8	0619.92.180	Shim th. 0.3		6
8	0670.92.190	Shim th. 2		4
8	0765.92.185	Shim th. 1		2
8	0765.92.190	Shim th. 0.5		4
8	0765.92.205	Shim th. 0.2		8
9	463.2.010.9A	O-ring		2
10	240.2.026.1B	Valve cover		2
11	771.5.066.8B	Screw		6
12	0647.70.010	Shim		4

CATALOGUE No: 915.1.223.2B
ISSUED: 09 - 06

NOTES NO.	CODE NO.	DESCRIPTION	VALIDITY	Q.TY 
13	0375.92.210	Spring		2
14	208.1.012.4A	Opening rocker		2
15	821.1.111.2A	Rocker shaft		4
16	209.1.041.1A	Closing rocker		2
17	840.2.002.1B	See table		2
18	669.1.001.1E	Split rings		4
19	840.2.001.1A	See table		2
20	463.2.026.1A	O-ring		4
21	211.1.040.1A	Exhaust valve		1
22	210.1.042.1A	Intake valve		1
23	852.5.023.1A	Gasket		1
24	779.1.133.1A	Screw		1
25	700.1.040.1A	Vibration damper pad		12
26	713.1.241.1A	Spacer		2
27	852.1.176.1A	Washer		4
28	758.1.025.1A	Hose guide		2
29	771.5.071.8B	Screw		2

CATALOGUE No: 915.1.223.2B
ISSUED: 09 - 06

19		17	
Registro bilanc. apertura		Registro bilanc. chiusura	
Adjustment		Adjustment	
Réglage		Réglage	
Ventilkäppchen		Ventilkäppchen	
840.1.031.1A—	1,8	840.1.041.1B—	2,20
840.1.032.1A—	1,85	840.1.042.1B—	2,25
840.1.033.1A—	1,9	840.1.043.1B—	2,30
840.1.034.1A—	1,95	840.1.044.1B—	2,35
840.1.001.1A—	2	840.1.045.1B—	2,40
840.1.002.1A—	2,05	840.1.046.1B—	2,45
840.1.003.1A—	2,1	840.1.047.1B—	2,5
840.1.004.1A—	2,15	840.1.048.1B—	2,55
840.1.005.1A—	2,2	840.1.049.1B—	2,6
840.1.006.1A—	2,25	840.1.050.1B—	2,65
840.1.007.1A—	2,3	840.1.051.1B—	2,7
840.1.008.1A—	2,35	840.1.052.1B—	2,75
840.1.009.1A—	2,4	840.1.053.1B—	2,8
840.1.010.1A—	2,45	840.1.054.1B—	2,85
840.1.011.1A—	2,5	840.1.055.1B—	2,9
840.1.012.1A—	2,55	840.1.056.1B—	2,95
840.1.013.1A—	2,6	840.1.057.1B—	3
840.1.014.1A—	2,65	840.1.058.1B—	3,05
840.1.015.1A—	2,7	840.1.059.1B—	3,1
840.1.016.1A—	2,75		
840.1.017.1A—	2,8		
840.1.018.1A—	2,85		
840.1.019.1A—	2,9		
840.1.020.1A—	2,95		
840.1.021.1A—	3		
840.1.022.1A—	3,05		
840.1.023.1A—	3,1		
840.1.024.1A—	3,15		
840.1.025.1A—	3,2		
840.1.026.1A—	3,25		
840.1.027.1A—	3,3		
840.1.028.1A—	3,35		
840.1.029.1A—	3,4		
840.1.0301A—	3,45		

87310201A

87310051A

87310011A

87310021A


Ø20

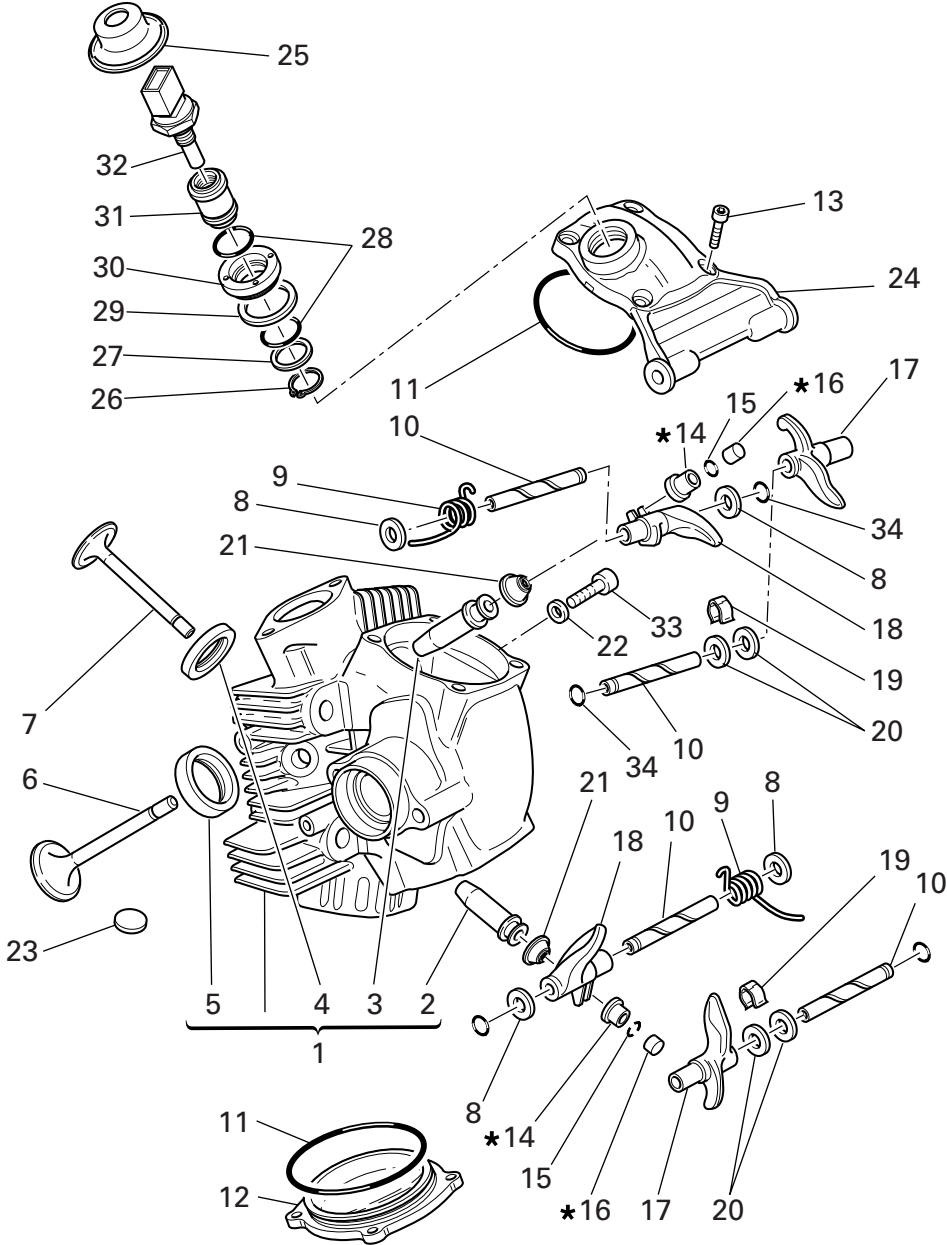
Ø18

Ø16

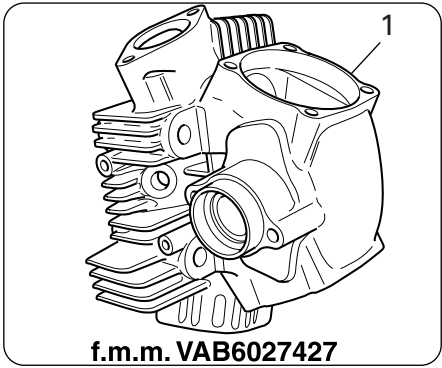
Ø10

LOCTITE 510







d.m.m. VAB6027428



DRAWING 015 HORIZONTAL HEAD

NOTES NO.	CODE NO.	DESCRIPTION	VALIDITY	Q.TY 
1	301.2.093.1D	Complete horizontal head	fmm7427	1
1	301.2.232.1A	Complete horizontal head	dmm7428	1
2	303.1.040.1B	Exhaust valve guide		1
2	303.1.040.1BA	Exhaust valve guide magg. 0,03		1
2	303.1.040.1BB	Exhaust valve guide magg. 0,06		1
2	303.1.040.1BC	Exhaust valve guide magg. 0,09		1
3	303.1.041.1C	Intake valve guide		1
3	303.1.041.1CA	Intake valve guide magg. 0,03		1
3	303.1.041.1CB	Intake valve guide magg. 0,06		1
3	303.1.041.1CC	Intake valve guide magg. 0,09		1
4	304.1.042.1B	Intake valve seat		1
4	304.1.042.1BB	Oversize intake valve seat 0.03		1
4	304.1.042.1BC	Oversize intake valve seat 0.06		1
5	304.1.043.1B	Exhaust valve seat		1
5	304.1.043.1BB	Oversize exhaust valve seat 0.03		1
5	304.1.043.1BC	Oversize exhaust valve seat 0.06		1
6	211.1.040.1A	Exhaust valve		1
7	210.1.042.1A	Intake valve		1
8	0619.92.180	Shim th. 0.3		6
8	0670.92.190	Shim th. 2		4
8	0765.92.185	Shim th. 1		2
8	0765.92.190	Shim th. 0.5		4
8	0765.92.205	Shim th. 0.2		8
9	799.1.061.3A	Closing rocker spring		2
10	821.1.111.2A	Rocker shaft		4
11	463.2.010.9A	O-ring		2
12	240.2.026.1B	Valve cover		1

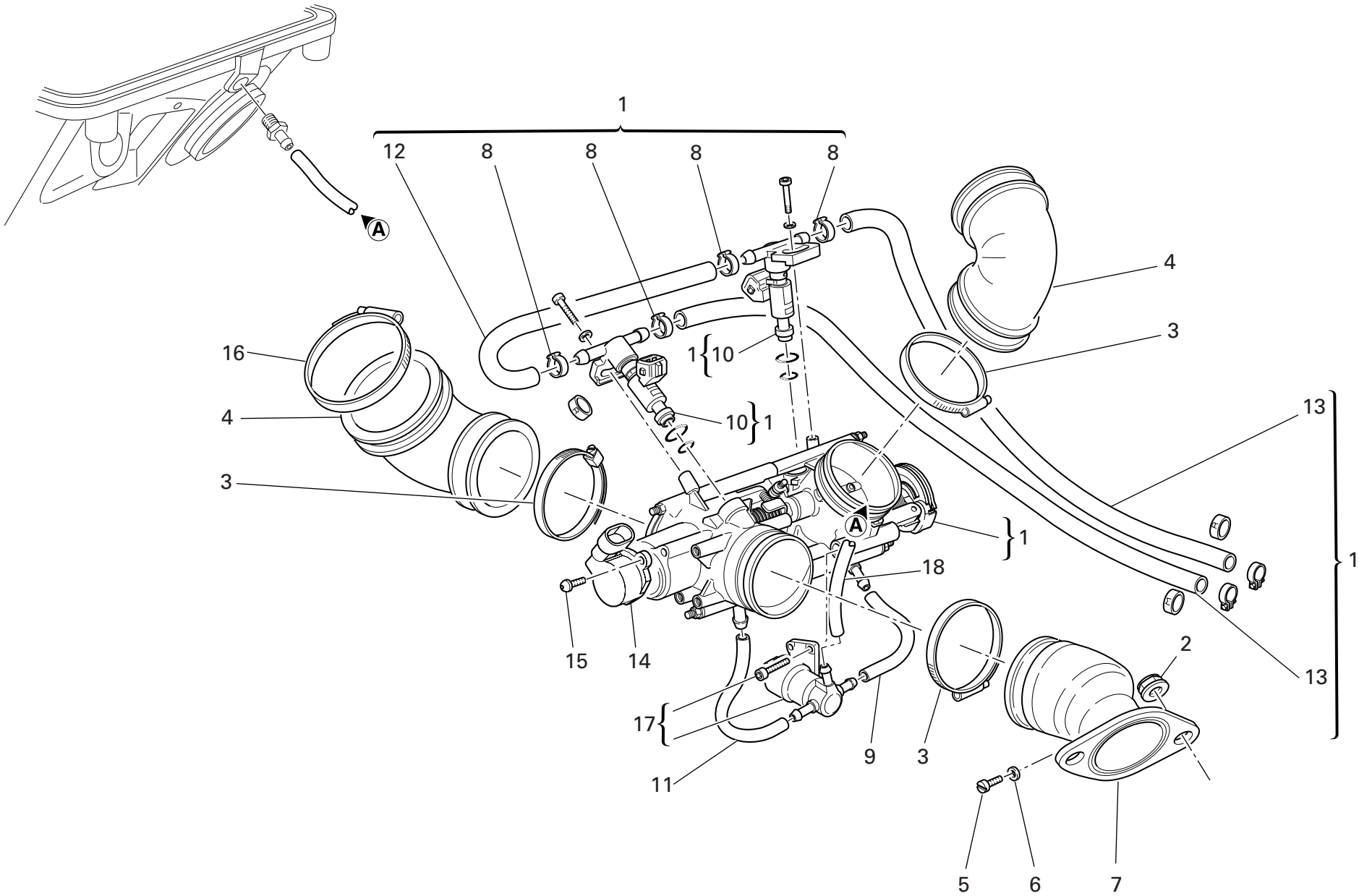
CATALOGUE No: 915.1.223.2B
ISSUED: 09 - 06

NOTES NO.	CODE NO.	DESCRIPTION	VALIDITY	Q.TY 
13	771.5.066.8B	Screw		8
14	840.2.002.1B	See table		2
15	669.1.001.1E	Split rings		4
16	840.2.001.1A	See table		2
17	208.1.012.4A	Opening rocker		2
18	209.1.041.1A	Closing rocker		2
19	0375.92.210	Spring		2
20	0647.70.010	Shim		4
21	764.1.002.1A	Rubber pad		2
22	852.5.023.1A	Gasket		1
23	700.1.040.1A	Vibration damper pad		27
24	240.2.027.1B	Intake valve cover		1
25	672.1.034.1A	Rubber cap		1
26	73500.1747	Snap ring		1
27	713.1.137.1A	Spacer		1
28	886.4.028.1A	O-Ring		2
29	787.1.008.1A	Aluminium gasket		1
30	703.1.019.1A	Ring nut		1
31	829.1.235.1A	Holder sensor		1
32	552.4.013.1A	Sensor		1
33	779.1.133.1A	Screw		1
34	463.2.026.1A	O-ring		4

CATALOGUE No: 915.1.223.2B
ISSUED: 09 - 06

DRAWING 016


INLET DICT



DRAWING

016

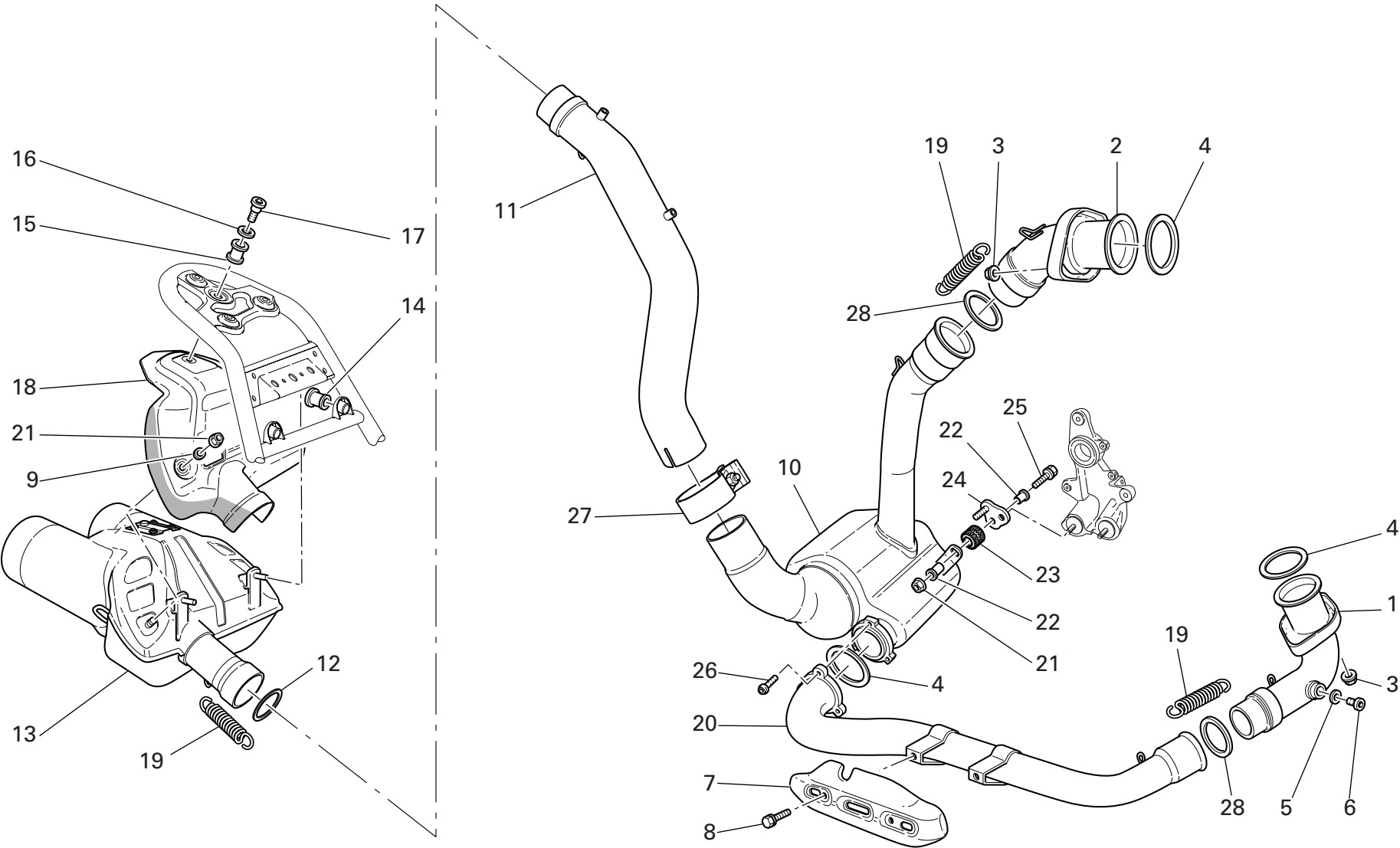
INLET DICT

NOTES NO.	CODE NO.	DESCRIPTION	VALIDITY	Q.TY
				
1	282.4.057.1A	Feed unit assembly		1
2	748.1.039.1A	Nut		4
3	741.4.042.1A	Hose guide		4
4	801.1.027.1A	Hose		2
5	776.5.032.8A	Screw		2
6	0250.70.223	Aluminium gasket		2
7	137.2.003.4B	Intake duct		1
8	287.4.024.1B	Hose guide		4
9	590.1.252.1A	Tube		1
10	280.4.007.1A	Injector		2
11	590.1.251.1A	Tube		1
12	590.1.085.1A	Tube		1
13	590.1.162.1A	Tube		1
14	284.4.008.1A	Potentiometer		1
15	779.5.012.1B	Screw		2
16	741.4.067.1A	Hose guide		2
17	283.4.011.1A	Stepper motor		1
18	590.1.253.1A	Tube		1

NOTES NO.	CODE NO.	DESCRIPTION	VALIDITY	Q.TY
				

DRAWING 017

EXHAUST SYSTEM



DRAWING

017

EXHAUST SYSTEM


NOTES NO.	CODE NO.	DESCRIPTION	VALIDITY	Q.TY
				
1	570.1.124.1A	Horizontal head exhaust pipe		1
2	571.1.124.1A	Vertical head exhaust pipe		1
3	748.4.033.1A	Nut		4
4	0370.84.005	Exhaust gasket		3
5	852.5.024.1A	Gasket th.1		2
6	780.1.007.1A	Cap		2
7	460.1.158.1A	Thermal protection		1
8	772.5.032.1A	Screw		2
9	852.1.186.1A	Washer		2
10	572.1.026.1B	Compensator		1
11	570.1.100.1B	Balancer/silencer exhaust pipe		1
12	790.1.013.1A	Gasket		1
13	573.2.024.1B	Exhaust silencer		1
14	764.1.068.1A	Rubber pad		2
15	764.1.042.1A	Vibration damper pad		1
16	852.1.163.1A	Washer		1
17	779.1.260.1A	Special screw		1
18	460.1.146.2A	Thermal protection		1
19	799.1.194.1A	Spring		3
20	570.1.125.1A	Horizontal exhaust pipe opening		1
21	748.1.036.1A	Nut		3
22	713.1.082.1A	Spacer		2
23	764.1.024.1A	Vibration damper pad		1
24	830.1.295.2A	Bracket		1
25	772.5.033.1A	Screw		1
26	771.5.665.8B	Screw		3
27	741.1.031.1A	Clamp		1

CATALOGUE No:

ISSUED:

915.1.223.2B

09 - 06

NOTES NO.	CODE NO.	DESCRIPTION	VALIDITY	Q.TY
				
28	790.1.012.1A	Gasket		2

CATALOGUE No:

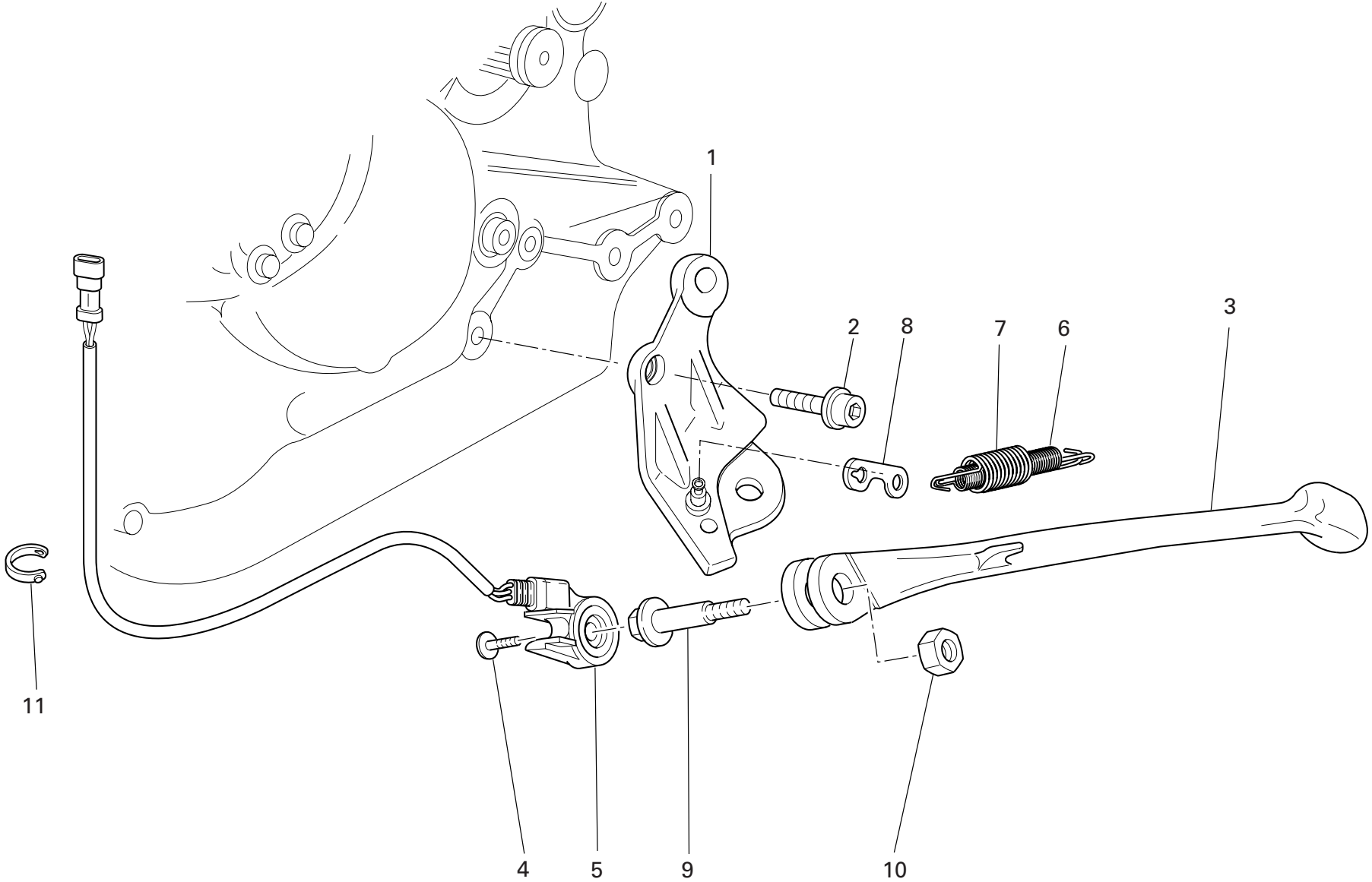
ISSUED:

915.1.223.2B


09 - 06

DRAWING 018

STANDS

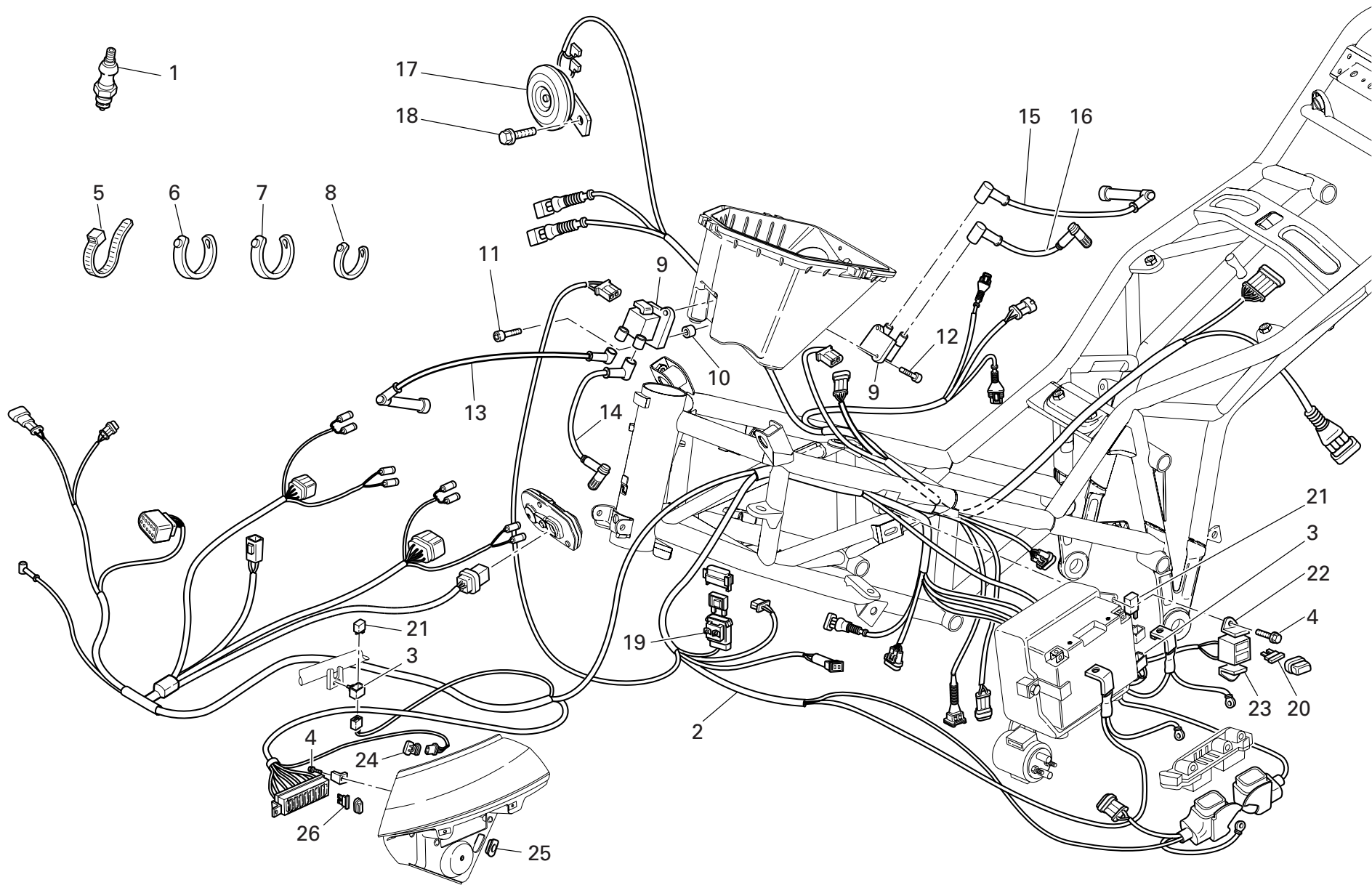


DRAWING 018 STANDS

NOTES NO.	CODE NO.	DESCRIPTION	VALIDITY	Q.TY	
1	556.2.037.1B	Plate		1	
2	771.5.154.8B	Screw		1	
3	556.1.035.1A	Side stand (BLACK)		1	
4	779.4.005.2A	Screw		1	
5	539.1.023.2A	Switch		1	
6	799.1.089.1B	Inner spring		1	
7	799.1.088.1B	Outer spring		1	
8	827.1.139.2B	Plate		1	
9	556.1.018.1D	Pivot		1	
10	749.4.045.2A	Nut		1	
11	0691.91.030	Hose guide		1	

NOTES NO.	CODE NO.	DESCRIPTION	VALIDITY	Q.TY	
-----------	----------	-------------	----------	------	---


DRAWING 019 ELECTRIC SYSTEM




DRAWING

019

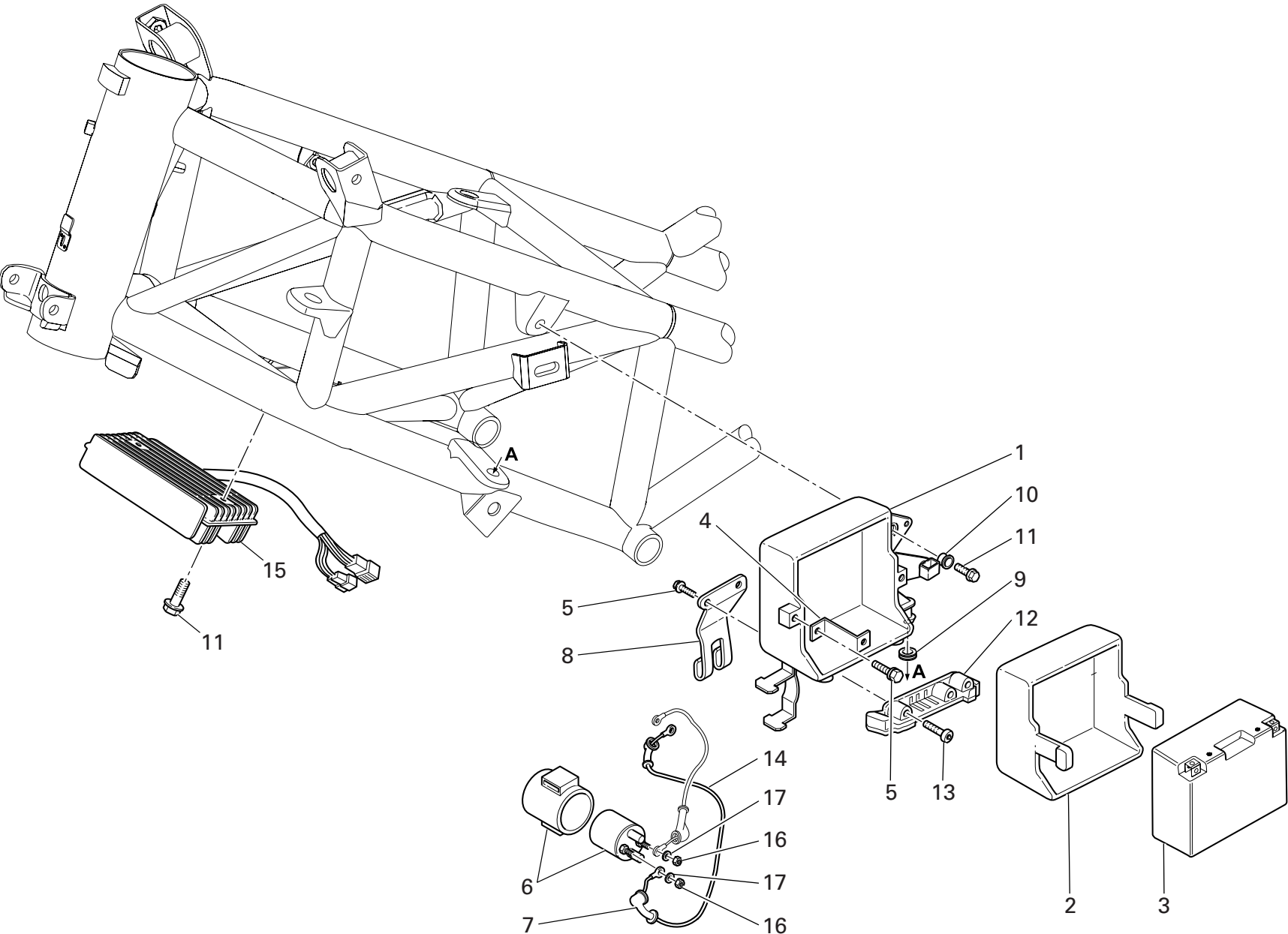
ELECTRIC SYSTEM

NOTES NO.	CODE NO.	DESCRIPTION	VALIDITY	Q.TY 
1	670.4.035.1A	Spark plug		4
2	510.1.471.1A	Electric wiring		1
3	829.1.190.1A	Rubber holder		2
4	772.1.047.1A	Screw		4
5	741.1.012.1A	Hose guide		8
6	741.1.013.1A	Hose guide		2
7	0691.91.030	Hose guide		12
8	741.4.038.1A	Hose guide		7
9	380.4.010.1C	Coil		2
10	711.1.138.1A	Spacer		1
11	771.5.047.8B	Screw		1
12	771.5.042.8B	Screw		3
13	671.1.024.1A	Right spark plug cable		1
14	671.1.025.1A	LH spark plug cable		1
15	671.1.027.1A	Right spark plug cable		1
16	671.1.028.1A	LH spark plug cable		1
17	516.4.003.1B	Horn (BLACK)		1
18	772.1.074.1A	Screw		1
19	389.4.014.1A	Fuse 40A		1
20	389.4.006.1A	Fuse 3A		1
20	389.4.013.1A	Fuse 20A		1
21	541.4.003.1A	Relay		2
22	830.1.278.1B	Bracket		1
23	830.1.277.1B	Bracket		1
24	552.4.012.1A	Air temperature sensor		1
25	829.1.401.1A	Holder sensor		1
26	389.4.006.1A	Fuse 3A		1

NOTES NO.	CODE NO.	DESCRIPTION	VALIDITY	Q.TY 
26	389.4.007.1A	Fuse 7.5A		1
26	389.4.008.1A	Fuse 15A		1
26	389.4.013.1A	Fuse 20A		1
26	389.4.015.1A	Fuse 5A		1

DRAWING 020


BATTERY BOX MOUNT



DRAWING

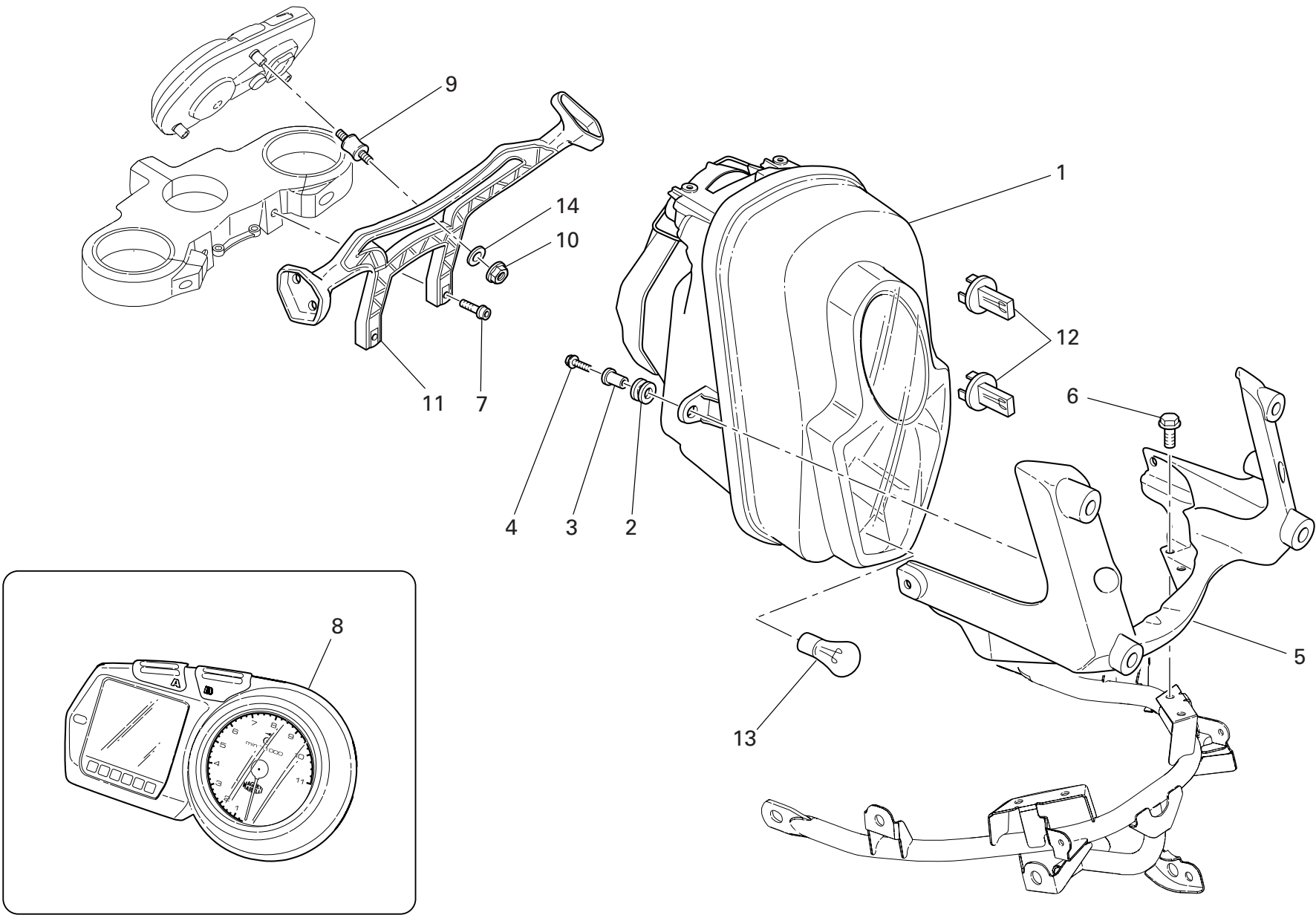
020

BATTERY BOX MOUNT

NOTES NO.	CODE NO.	DESCRIPTION	VALIDITY	Q.TY
				
1	829.1.406.1A	Battery box mount		1
2	829.1.410.1A	Battery carpet		1
3	395.4.013.1C	Battery		1
4	827.1.294.1A	Plate		2
5	772.1.046.1A	Screw		3
6	397.2.001.2A	Remote switch		1
7	672.1.029.1A	Rubber cap		1
8	827.1.295.1A	Plate		1
9	764.1.090.1A	Rubber pad		2
10	716.1.106.1A	Spacer		1
11	772.5.031.1B	Screw		3
12	286.4.155.1C	Injection control unit		1
13	771.5.072.8B	Screw		2
14	514.1.039.1A	Solenoid starter - starter motor cable		1
15	540.4.010.1A	Voltage rectifier		1
16	750.5.005.1A	Nut		2
17	853.5.010.1A	Spring washer		2

NOTES NO.	CODE NO.	DESCRIPTION	VALIDITY	Q.TY
				


DRAWING 021 FRONT HEAD-LIGHT AND INSTRUMENT PANEL



DRAWING

021

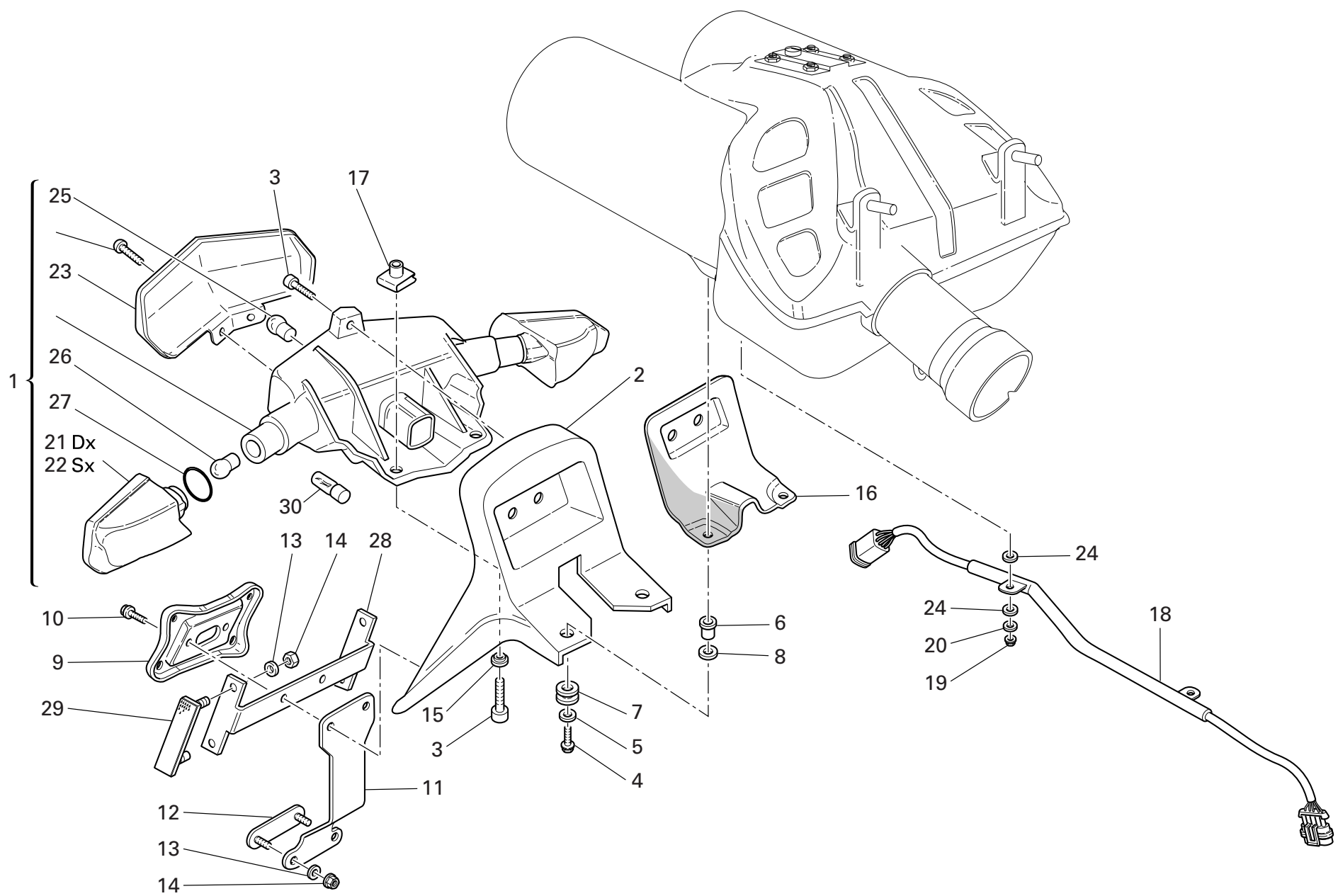
FRONT HEAD-LIGHT AND INSTRUMENT PANEL

NOTES NO.	CODE NO.	DESCRIPTION	VALIDITY	Q.TY 
1	520.1.001.2C	Complete headlight		1
2	764.1.075.1A	Rubber pad		3
3	716.1.022.1B	Spacer		3
4	772.5.031.1B	Screw		3
5	829.1.432.2A	Headlight and headlight fairing support		1
6	772.1.050.1A	Screw		4
7	771.5.723.8B	Screw		2
8	406.1.020.2B	Complete instrument panel		1
9	700.1.043.1A	Spacer		3
10	748.4.038.1A	Nut		3
11	829.1.468.2A	Mobile healdight fairing support		1
12	390.4.011.1A	Bulb		2
13	390.4.013.1A	Bulb		1
14	462.4.046.1A	Spring washer		3

NOTES NO.	CODE NO.	DESCRIPTION	VALIDITY	Q.TY 
-----------	----------	-------------	----------	--

DRAWING 022

PLATE HOLDER - REAR LIGHT




DRAWING

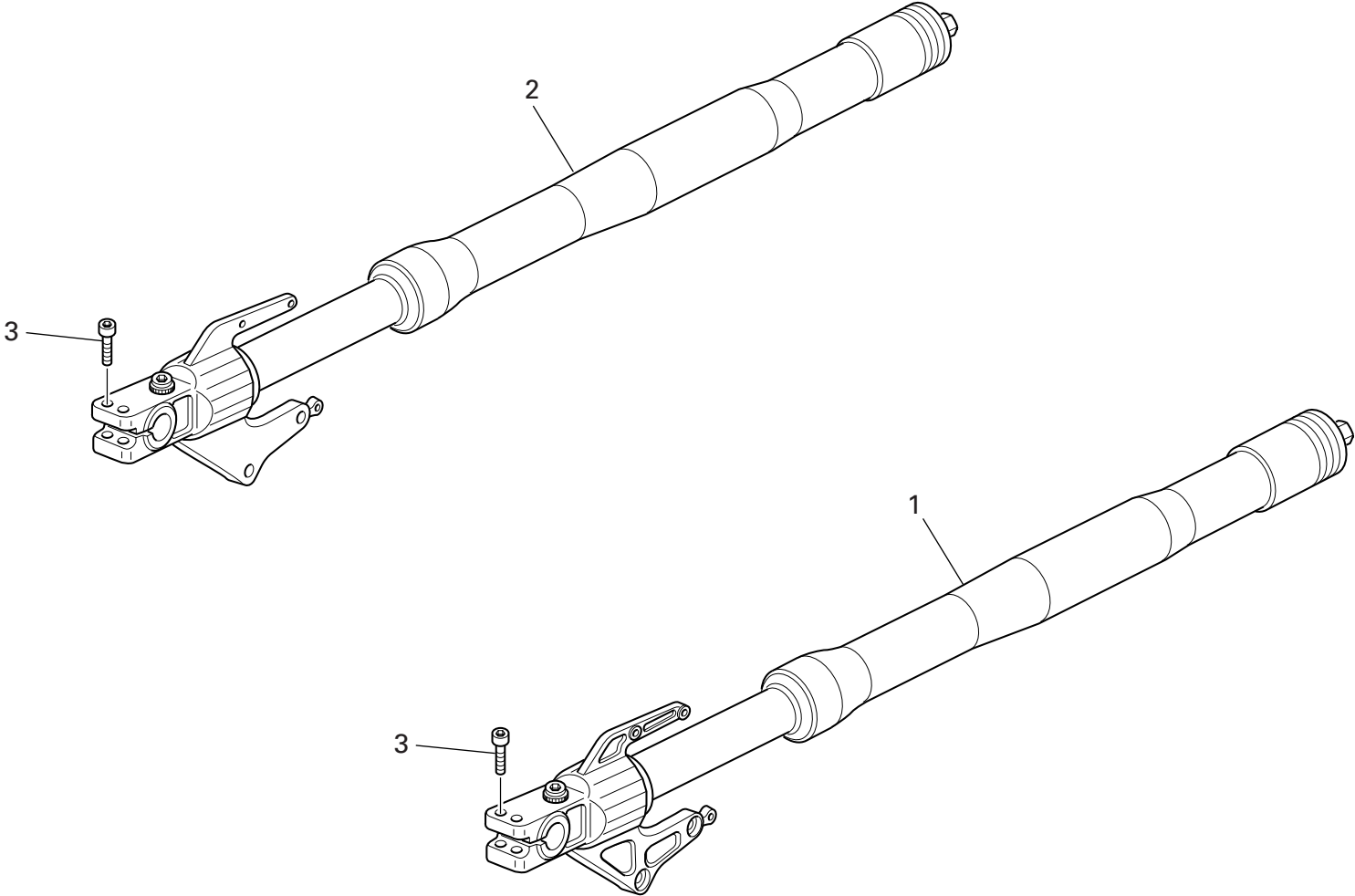
022

PLATE HOLDER - REAR LIGHT

NOTES NO.	CODE NO.	DESCRIPTION	VALIDITY	Q.TY 
1	525.1.012.1B	Tail light		1
2	829.1.472.1B	Headlight holder		1
3	771.5.042.8B	Screw		3
4	772.5.038.1A	Screw		4
5	852.1.167.1A	Washer		4
6	716.1.112.1A	Spacer		4
7	764.1.069.1A	Rubber pad		4
8	852.1.148.1B	Washer		8
9	561.1.019.1A	Plate		1
10	772.5.031.1B	Screw		2
11	827.1.191.4A	Plate		1
12	529.1.009.1A	Reflector		1
13	852.5.001.1C	Washer		6
14	749.5.001.1B	Nut		6
15	716.1.107.1B	Spacer		2
16	460.1.147.1A	Thermal protection		1
17	850.4.055.1A	Quik fastening		2
18	510.1.240.1A	Rear wiring		1
19	748.1.036.1A	Nut		2
20	852.1.186.1A	Washer		2
21	531.1.001.1A	RH rear indicator body		1
22	531.1.002.1A	LH rear indicator body		1
23	525.1.014.1A	Taillight glass		1
24	856.1.091.1A	Washer		4
25	390.4.003.1A	Two-light bulb 12V 5/21W		1
26	8000.36726	Bulb		2
27	886.5.042.1A	O-ring		2

NOTES NO.	CODE NO.	DESCRIPTION	VALIDITY	Q.TY 
28	829.1.136.1A	Holder		1
29	529.1.006.1A	Reflector		2
30	390.4.016.1A	Bulb		1

DRAWING 023 FRONT FORK

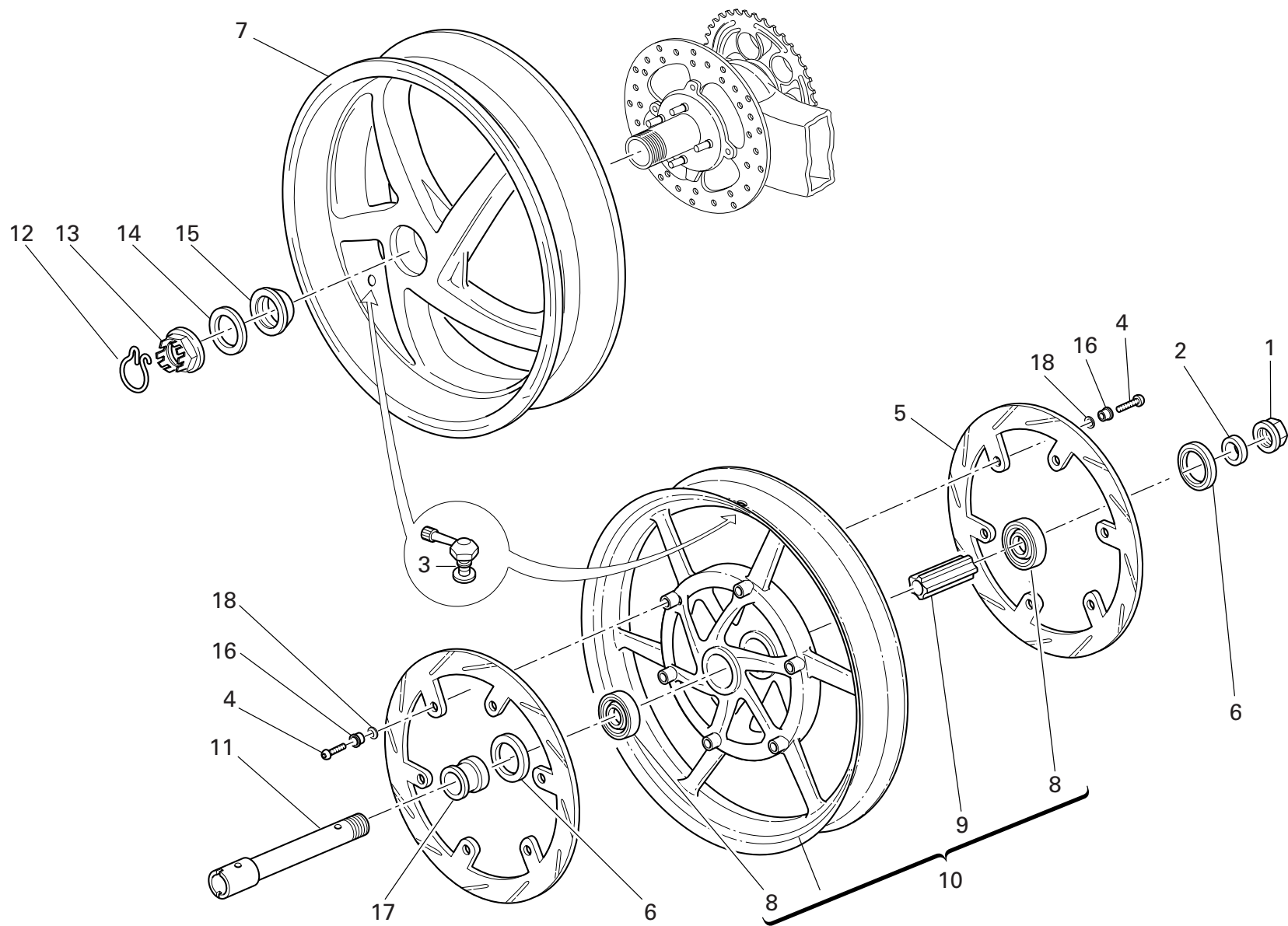


DRAWING 023 FRONT FORK

NOTES NO.	CODE NO.	DESCRIPTION	VALIDITY	Q.TY
1	345.2.014.1A	L.H. fork leg assembly		1
2	344.2.014.1A	R.H. fork leg assembly		1
3	779.1.371.1A	Screw		4

NOTES NO.	CODE NO.	DESCRIPTION	VALIDITY	Q.TY
-----------	----------	-------------	----------	------

DRAWING 024 FRONT AND REAR WHEELS



DRAWING

024

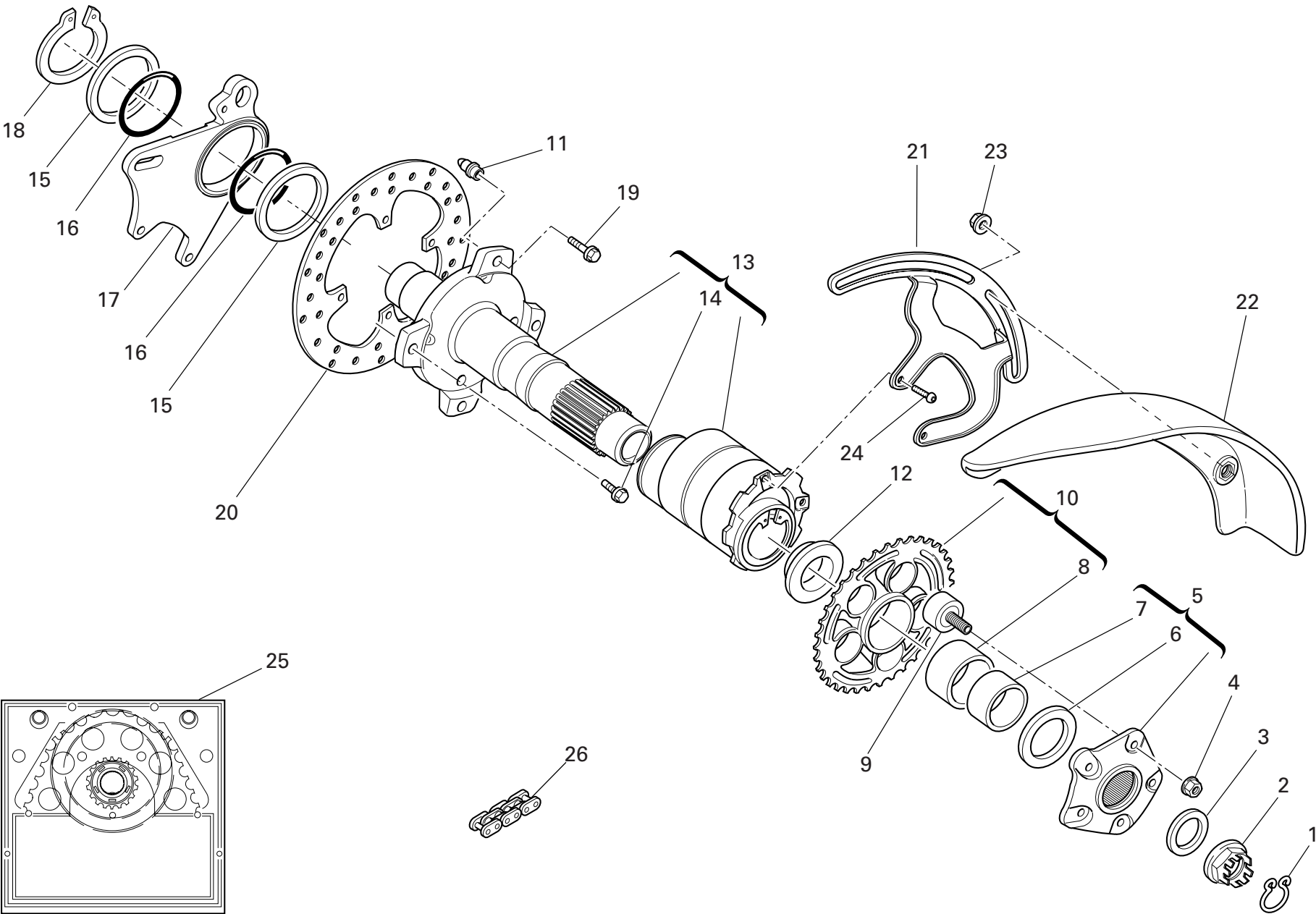
FRONT AND REAR WHEELS

NOTES NO.	CODE NO.	DESCRIPTION	VALIDITY	Q.TY
				
1	748.1.014.1C	Fork nut		1
2	713.1.197.3A	L.H. spacer		1
3	497.2.001.2A	Valve		2
4	779.1.328.1A	Screw		12
5	492.4.061.1A	Front brake disc		2
6	930.4.052.1A	Seal ring		2
7	502.2.107.2AB	Rear wheel rim (BLACK)		1
8	75162.2566	Bearing		2
9	714.1.047.1A	Inner spacer		1
10	501.2.107.1AB	Front wheel rim (BLACK)		1
11	819.1.043.1A	Front wheel spindle		1
12	759.1.009.1A	Clip		1
13	750.1.019.1B	Nut		1
14	852.1.057.1A	Washer		1
15	714.1.027.1A	Special washer		1
16	710.4.003.1A	Bush		12
17	713.1.196.1A	R.H. spacer		1
18	799.4.005.1A	Spring washer		12

NOTES NO.	CODE NO.	DESCRIPTION	VALIDITY	Q.TY
				

DRAWING 025

REAR WHEEL PIN



DRAWING

025

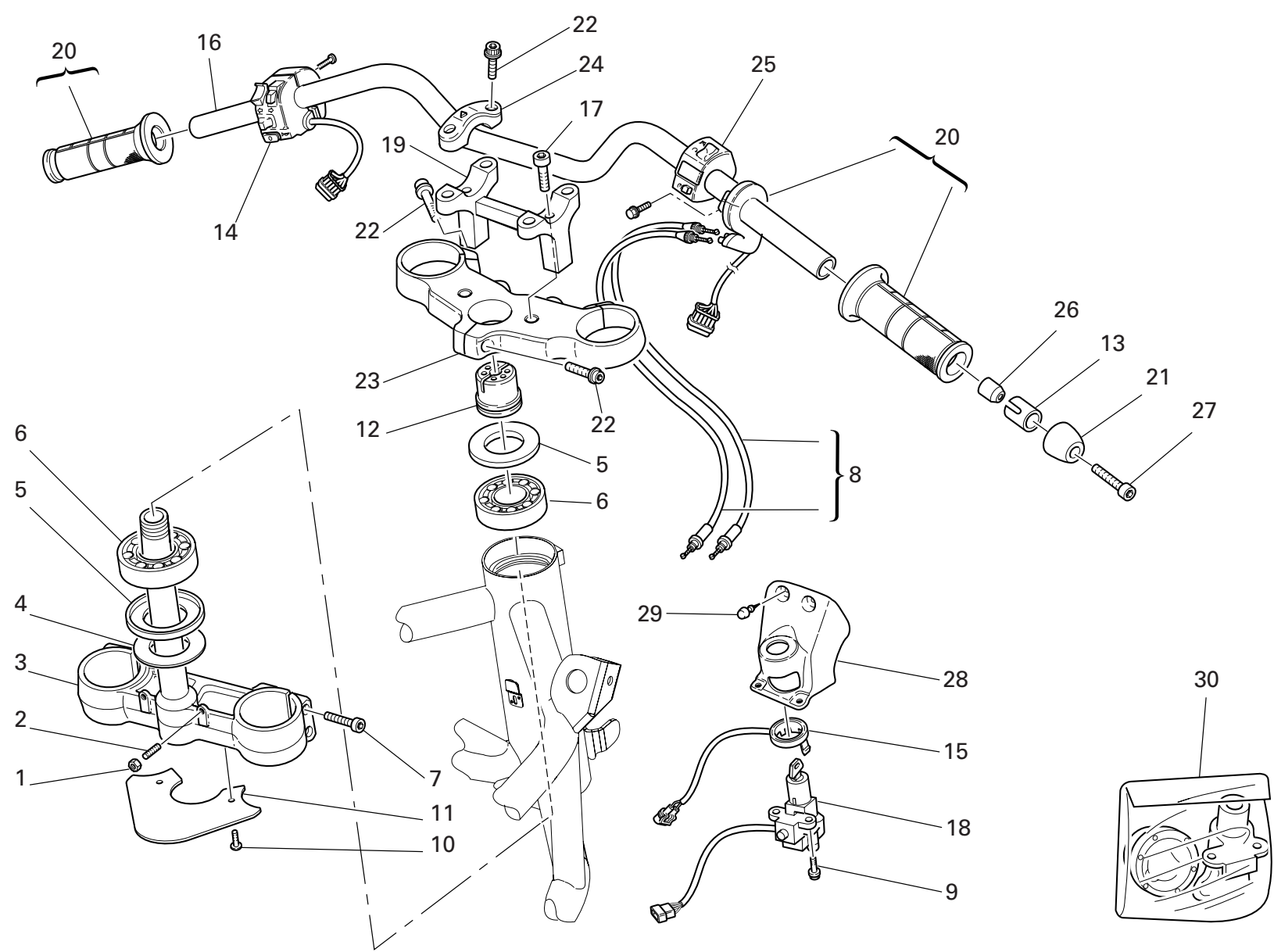
REAR WHEEL PIN

NOTES NO.	CODE NO.	DESCRIPTION	VALIDITY	Q.TY
				
1	759.1.008.1A	Clip		1
2	750.1.018.1C	Nut		1
3	852.1.055.1A	Washer		1
4	748.4.024.1AB	Nut		5
5	160.1.021.1C	Rear sprocket flange		1
6	852.1.058.2A	Washer		1
7	711.1.067.1A	Bush		1
8	712.1.018.1A	Bush		1
9	700.1.017.1E	Rubber cush drive hub		5
10	494.1.097.1A	Ring gear z=42		1
11	863.1.001.1D	Pin		4
12	714.1.041.1A	Spacer		1
13	819.2.042.1A	Hub		1
14	773.5.120.8B	Screw		4
15	852.1.059.1A	Washer		2
16	886.5.003.1A	O-Ring		2
17	825.1.035.1A	Caliper holder plate		1
18	884.5.004.1A	Circlip		1
19	772.1.005.1B	Screw		4
20	492.4.076.1A	Rear brake disc		1
21	830.1.282.1B	Bracket		1
22	564.1.045.1A	Mudflap		1
23	748.1.036.1A	Nut		2
24	775.1.033.1B	Screw		2
25	676.2.054.1A	Final drive kit		1
26	676.4.044.1A	Chain (102 Links)		1

NOTES NO.	CODE NO.	DESCRIPTION	VALIDITY	Q.TY
				

DRAWING 026

HANDLEBAR AND CONTROLS




DRAWING

026

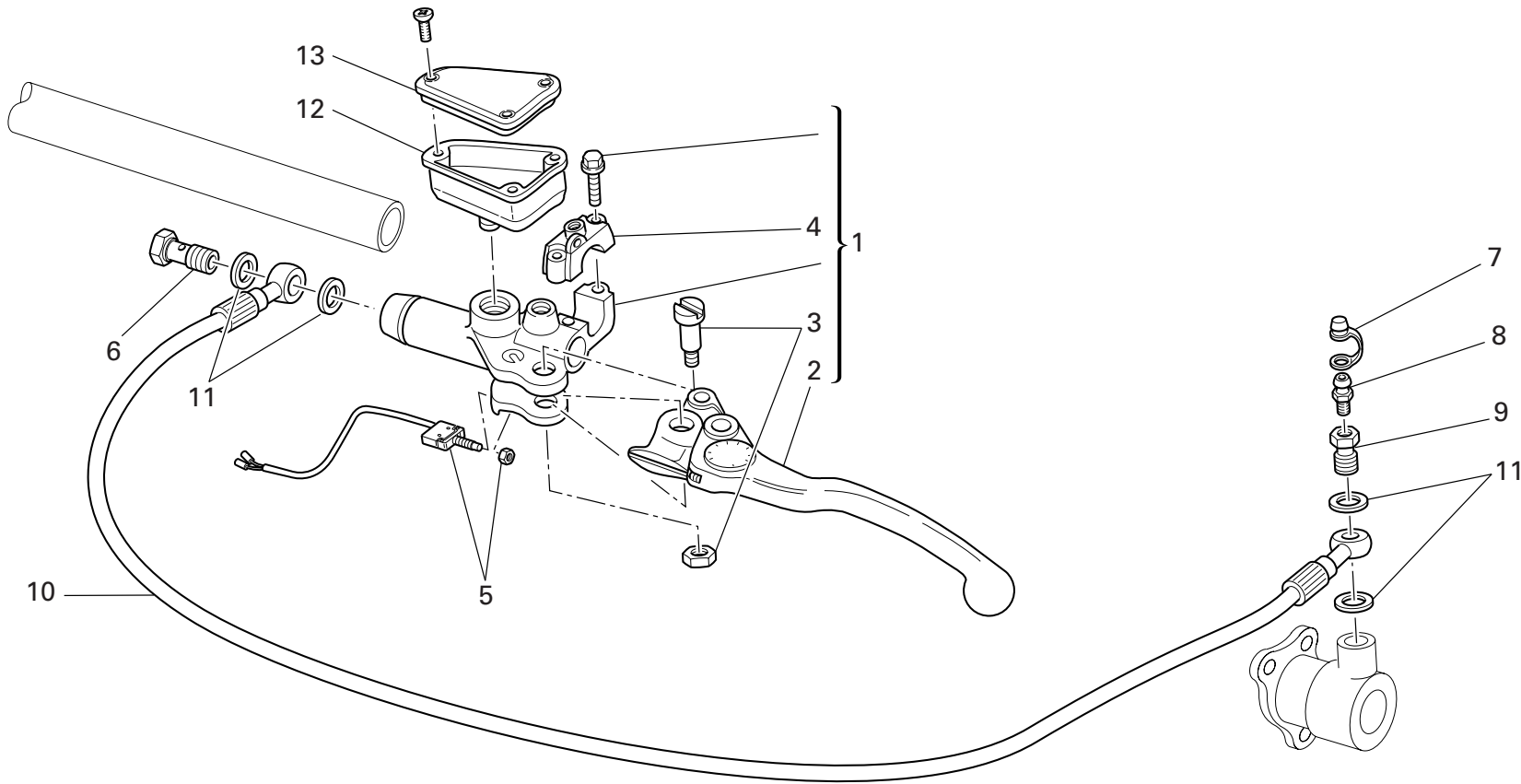
HANDLEBAR AND CONTROLS

NOTES NO.	CODE NO.	DESCRIPTION	VALIDITY	Q.TY	
1	747.5.007.1A	Nut		2	
2	779.1.099.1B	Special screw		2	
3	342.2.031.1A	Steering head base		1	
4	852.1.103.1A	Washer		1	
5	930.1.004.1B	Seal ring		2	
6	702.4.004.1A	Bearing		2	
7	771.5.727.8B	Screw		4	
8	656.2.002.1A	Cables unit		1	
9	772.1.050.1A	Screw		2	
10	772.1.045.1A	Screw		2	
11	460.1.076.2A	Mudflap		1	
12	703.1.013.1A	Ring nut		1	
13	710.1.107.1A	Bush		2	
14	651.4.014.1A	L.H. switch		1	
15	518.4.004.2B	Antenna		1	
16	360.1.060.1A	Handlebar		1	
17	771.5.157.8B	Screw		2	
18	652.4.006.1C	Key-operated switch		1	
19	360.1.062.2A	Single U-bolt		1	
20	654.4.010.1A	Throttle control		1	
21	153.1.007.2B	Counterweight		2	
22	771.5.725.8B	Screw		7	
23	341.1.037.2A	Steering head		1	
24	360.1.061.2A	Bracket		2	
25	650.4.010.1B	R.H. switch		1	
26	711.1.130.1A	Bush		2	
27	771.5.076.8B	Screw		2	

NOTES NO.	CODE NO.	DESCRIPTION	VALIDITY	Q.TY	
28	247.1.204.1A	Cover		1	
29	866.1.058.1A	Vibration damper pad		2	
30	598.2.031.2E	Locks kit		1	

DRAWING 027


CLUTCH CONTROL



DRAWING

027

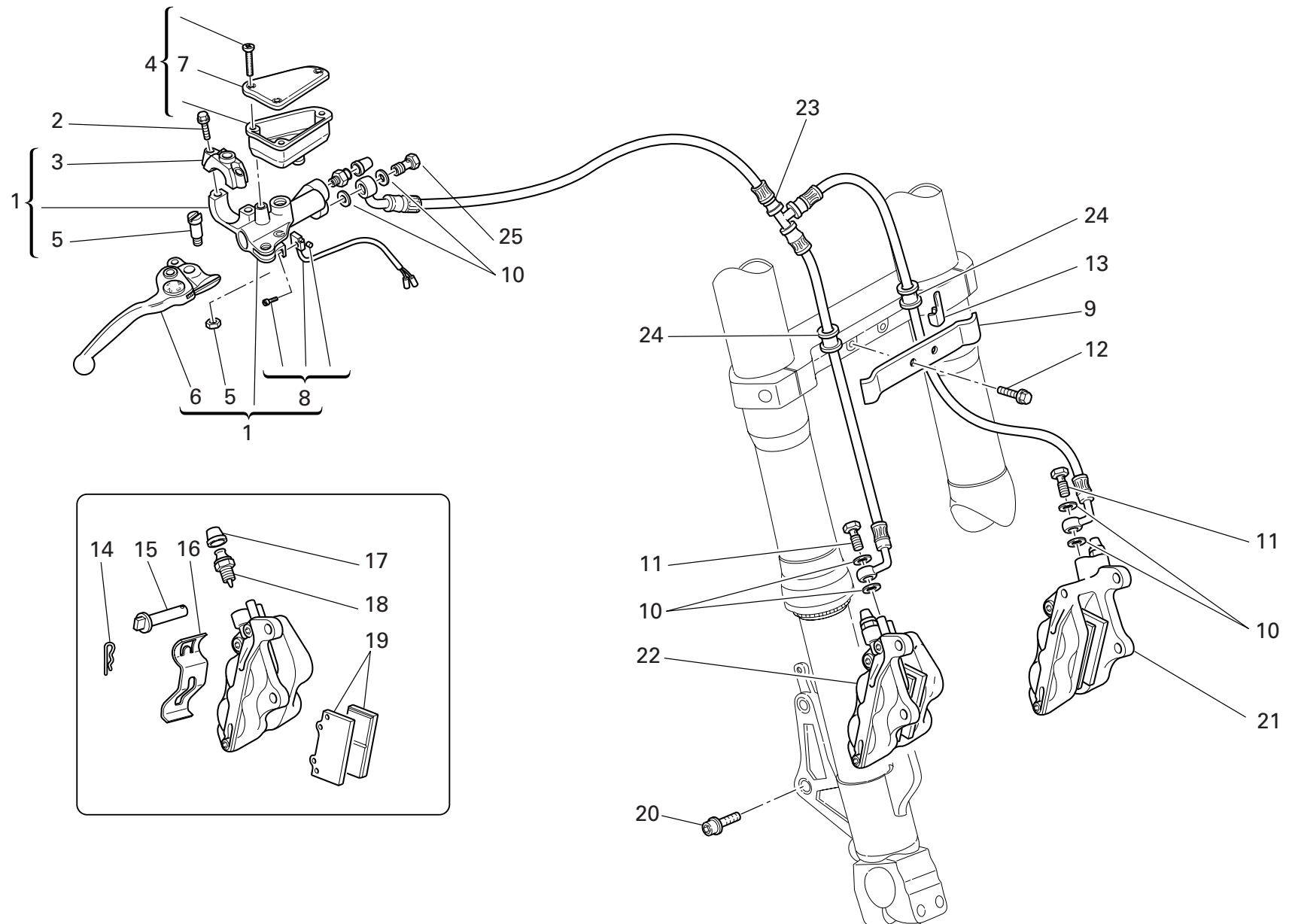
CLUTCH CONTROL

NOTES NO.	CODE NO.	DESCRIPTION	VALIDITY	Q.TY
				
1	630.4.023.1A	Clutch drive pump		1
2	626.4.034.1A	Clutch control lever		1
3	626.4.011.1A	Spare lever pin		1
4	626.4.008.1C	Spare bracket		1
5	539.4.033.1A	Microswitch		1
6	779.1.366.1AB	Special screw		1
7	612.4.005.1A	Dust seal		1
8	0000.33552	Bleed		1
9	779.1.397.1A	Special screw		1
10	632.1.027.1A	Clutch control pipe (METAL PLAITED)		1
11	852.5.024.1A	Gasket th.1		4
12	585.4.007.1A	Complete oil tank		1
13	893.4.008.1A	Cap		1

NOTES NO.	CODE NO.	DESCRIPTION	VALIDITY	Q.TY
				

DRAWING 028


FRONT BRAKE



DRAWING

028

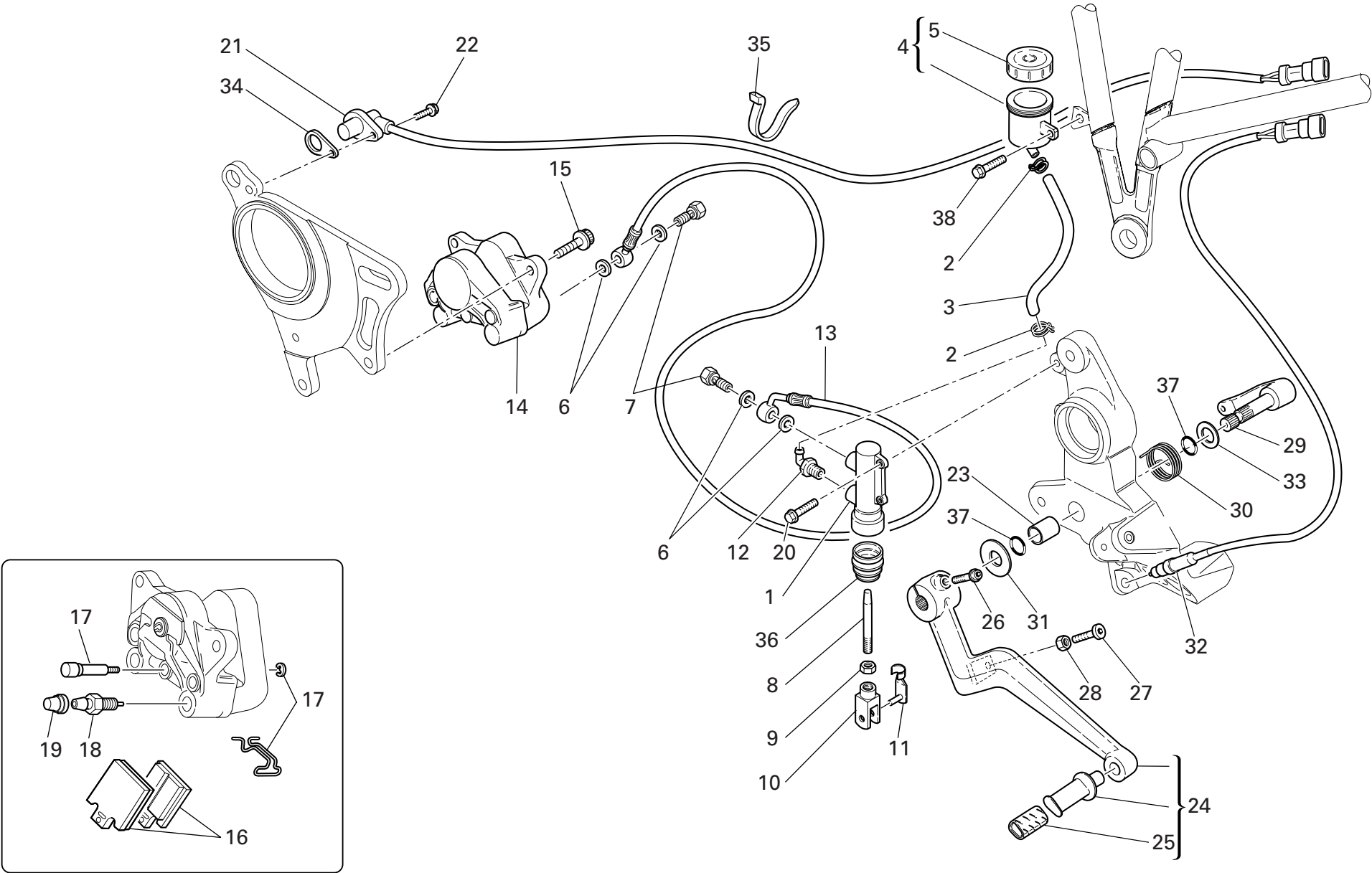
FRONT BRAKE

NOTES NO.	CODE NO.	DESCRIPTION	VALIDITY	Q.TY
				
1	624.4.030.1A	Front brake pump		1
2	771.5.669.2B	Screw		2
3	626.4.015.1B	Bracket		1
4	585.4.006.1A	Complete oil tank		1
5	626.4.011.1A	Spare lever pin		1
6	626.4.019.1A	Brake control lever		1
7	893.4.007.1A	Tank cap		1
8	539.4.021.1A	Microswitch		1
9	830.1.286.1A	Plate		1
10	852.5.024.1A	Gasket th.1		6
11	779.1.366.1AB	Special screw		2
12	772.5.037.1A	Screw		1
13	829.1.141.1C	Fairlead		2
14	612.4.018.1A	Spring		2
15	612.4.014.1A	Spare pins and spring		2
16	612.4.017.1A	Spring		2
17	612.4.008.1A	Dust seal		2
18	631.4.004.1A	Spare bleed union		2
19	613.4.020.1A	Pads pair		2
20	771.5.431.8B	Screw		4
21	610.4.071.1A	L.H. brake caliper		1
22	610.4.072.1A	R.H. brake caliper		1
23	618.4.055.1A	Front brake line		1
24	764.1.074.1A	Hose guide		2
25	779.1.415.1A	Special screw		1

NOTES NO.	CODE NO.	DESCRIPTION	VALIDITY	Q.TY
				

DRAWING 029

REAR BRAKE



DRAWING

029

REAR BRAKE


NOTES NO.	CODE NO.	DESCRIPTION	VALIDITY	Q.TY	
1	625.4.004.1A	Rear brake pump		1	
2	741.4.043.1A	Hose guide		2	
3	877.1.094.1A	Tube		1	
4	0000.61078	Complete oil tank		1	
5	893.4.005.1A	Cap		1	
6	852.5.024.1A	Gasket th.1		4	
7	779.1.366.1AB	Special screw		2	
8	117.1.067.1A	Adjuster rod		1	
9	747.5.003.1A	Nut		1	
10	184.1.005.1A	Fork		1	
11	850.1.015.1A	Quik fastening		1	
12	631.4.008.1A	Spare union		1	
13	619.4.025.1A	Rear brake line (METAL PLAITED)		1	
14	611.4.013.1AB	Rear brake caliper		1	
15	771.5.723.8B	Screw		2	
16	613.4.038.1A	Pads pair		1	
17	612.4.016.1A	Spare pins and spring		1	
18	631.4.016.1A	Bleed		1	
19	612.4.008.1A	Dust seal		1	
20	772.5.031.1B	Screw		2	
21	552.1.043.2A	Speed sensor		1	
22	772.5.029.1A	Screw		1	
23	712.1.034.1A	Bush		1	
24	457.2.022.2A	Brake lever		1	
25	764.1.011.2A	Rubber pad		1	
26	771.5.063.8B	Screw		1	
27	779.1.237.1B	Adjusting screw		1	

CATALOGUE No:

ISSUED:

915.1.223.2B

09 - 06

NOTES NO.	CODE NO.	DESCRIPTION	VALIDITY	Q.TY	
28	747.5.005.1B	Nut		1	
29	455.1.015.1B	Brake master cylinder lever		1	
30	799.1.174.1A	Return spring		1	
31	852.1.153.1A	Washer		1	
32	539.4.003.1B	Switch		1	
33	852.1.152.1A	Washer		1	
34	713.1.192.1A	Spacer		1	
35	741.4.038.1A	Hose guide		2	
36	626.4.013.1A	Dust cover		1	
37	0000.01199	O-ring		2	
38	772.5.032.1A	Screw		1	

CATALOGUE No:

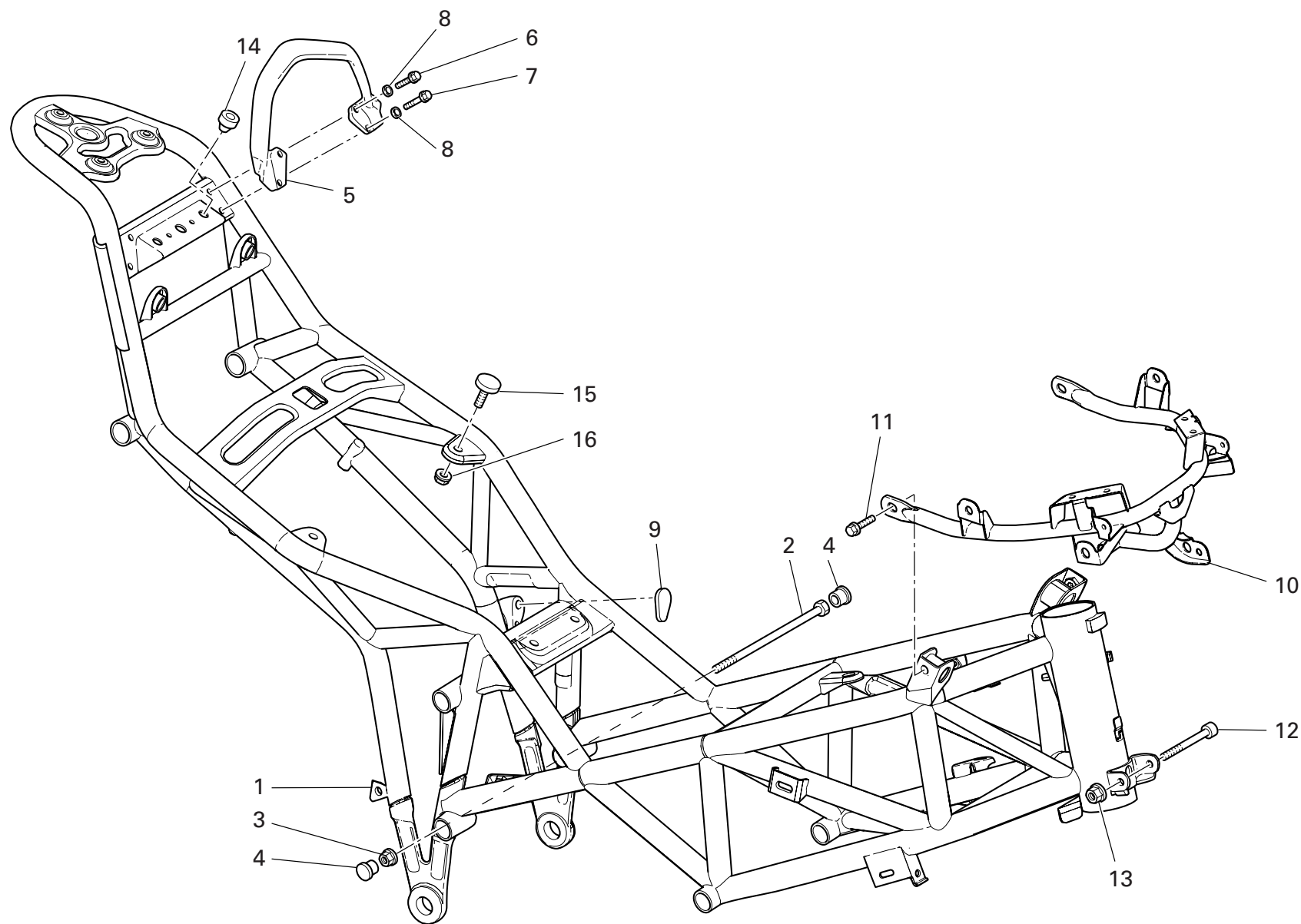
ISSUED:

915.1.223.2B

09 - 06

DRAWING 030


FRAME



DRAWING

030

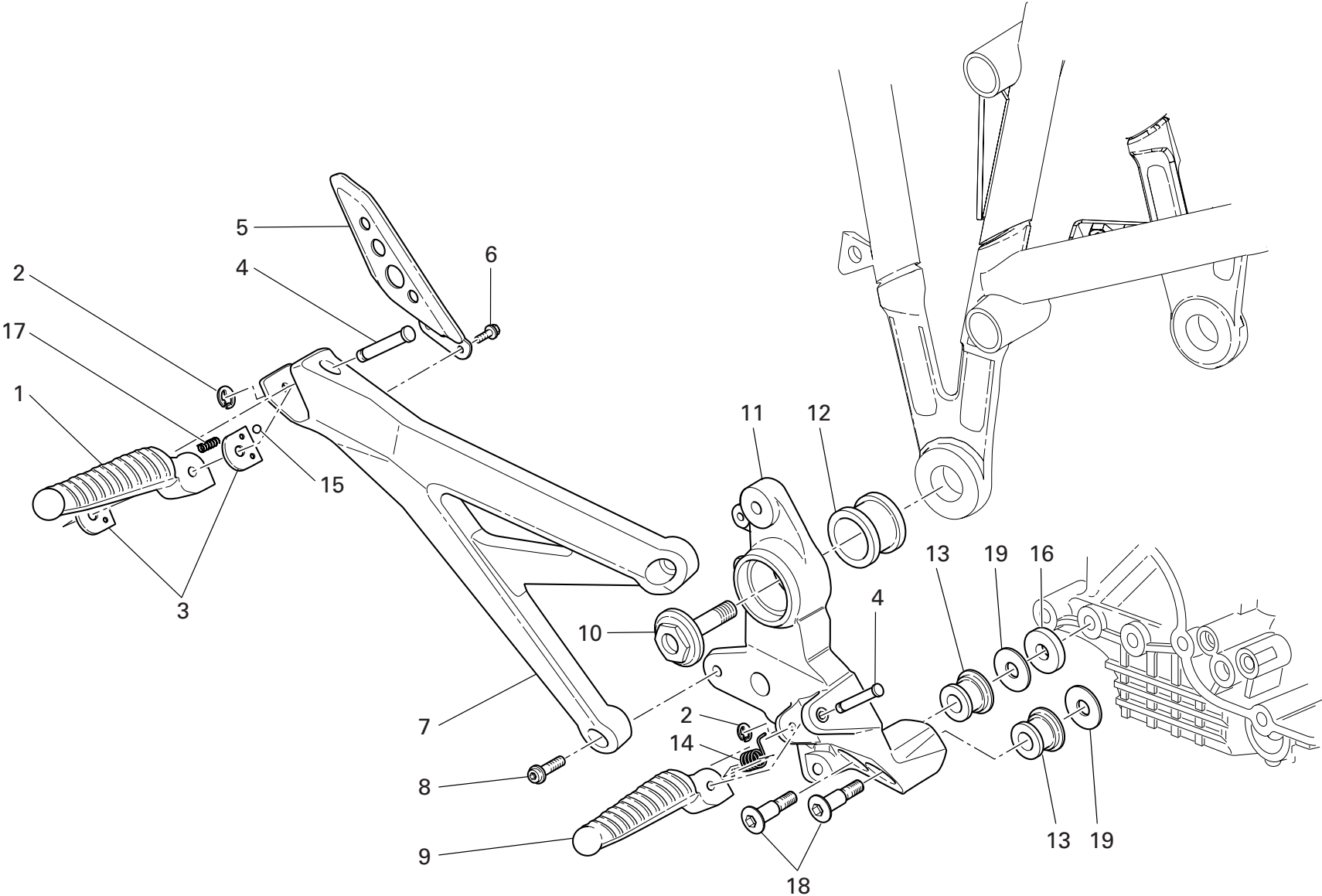
FRAME

NOTES NO.	CODE NO.	DESCRIPTION	VALIDITY	Q.TY
				
1	470.1.058.1CB	Frame (BLACK)		1
1	470.1.058.1CF	Frame (RED)		1
2	779.1.213.1A	Screw		2
3	748.4.002.1A	Nut		2
4	872.1.026.1A	Cap		4
5	806.1.017.1AA	Pillion rider grip (RED)		1
5	806.1.017.1AT	Pillion rider grip (BLACK)		1
6	772.5.029.1A	Screw		2
7	772.5.031.1B	Screw		2
8	852.1.176.1A	Washer		4
9	872.1.045.1A	Cap		1
10	470.1.079.1B	Fairing/headlight/radiator supporting subframe		1
11	772.1.074.1A	Screw		2
12	771.5.141.8B	Screw		1
13	749.4.006.1AB	Nut		1
14	866.1.061.1A	Rubber pad		2
15	684.2.077.1A	Stud bolt		4
16	748.4.039.1A	Nut		4

NOTES NO.	CODE NO.	DESCRIPTION	VALIDITY	Q.TY
				

DRAWING 031


R.H. FOOT RESTS



DRAWING

031

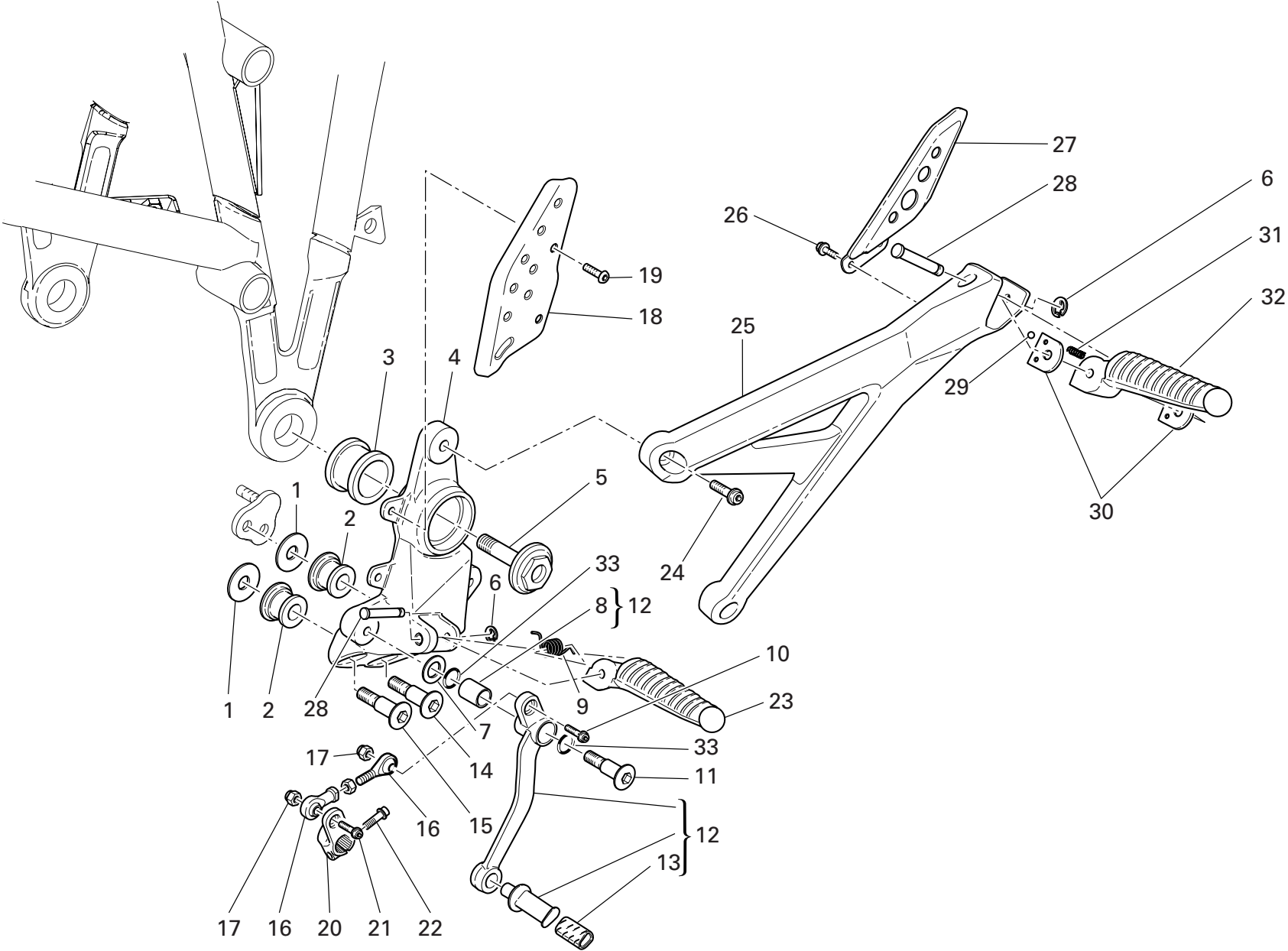
R.H. FOOT RESTS

NOTES NO.	CODE NO.	DESCRIPTION	VALIDITY	Q.TY
				
1	464.1.037.1A	Rear foot peg (R.H.)		1
2	884.5.003.1A	Ring		2
3	827.1.115.1B	Plate		2
4	821.1.068.1B	Pin		2
5	247.1.262.1A	Rear heel guard		1
6	772.1.045.1A	Screw		2
7	824.1.079.1A	Rear foot peg holder plate (R.H.)		1
8	771.5.725.8B	Screw		2
9	464.1.035.1A	Front foot peg (R.H.)		1
10	779.1.305.1A	Special screw		1
11	824.2.071.1A	Foot peg holder plate (R.H.)		1
12	764.1.066.1A	Rubber pad		1
13	700.1.049.1A	Vibration damper		2
14	799.1.166.1A	Spring		1
15	80N0.21507	Ball		1
16	852.1.179.1A	Washer		1
17	799.1.252.1A	Spring		1
18	779.1.418.1A	Screw		2
19	852.1.065.1B	Washer		2

NOTES NO.	CODE NO.	DESCRIPTION	VALIDITY	Q.TY
				

DRAWING 031a

L.H. FOOT RESTS




DRAWING

031a

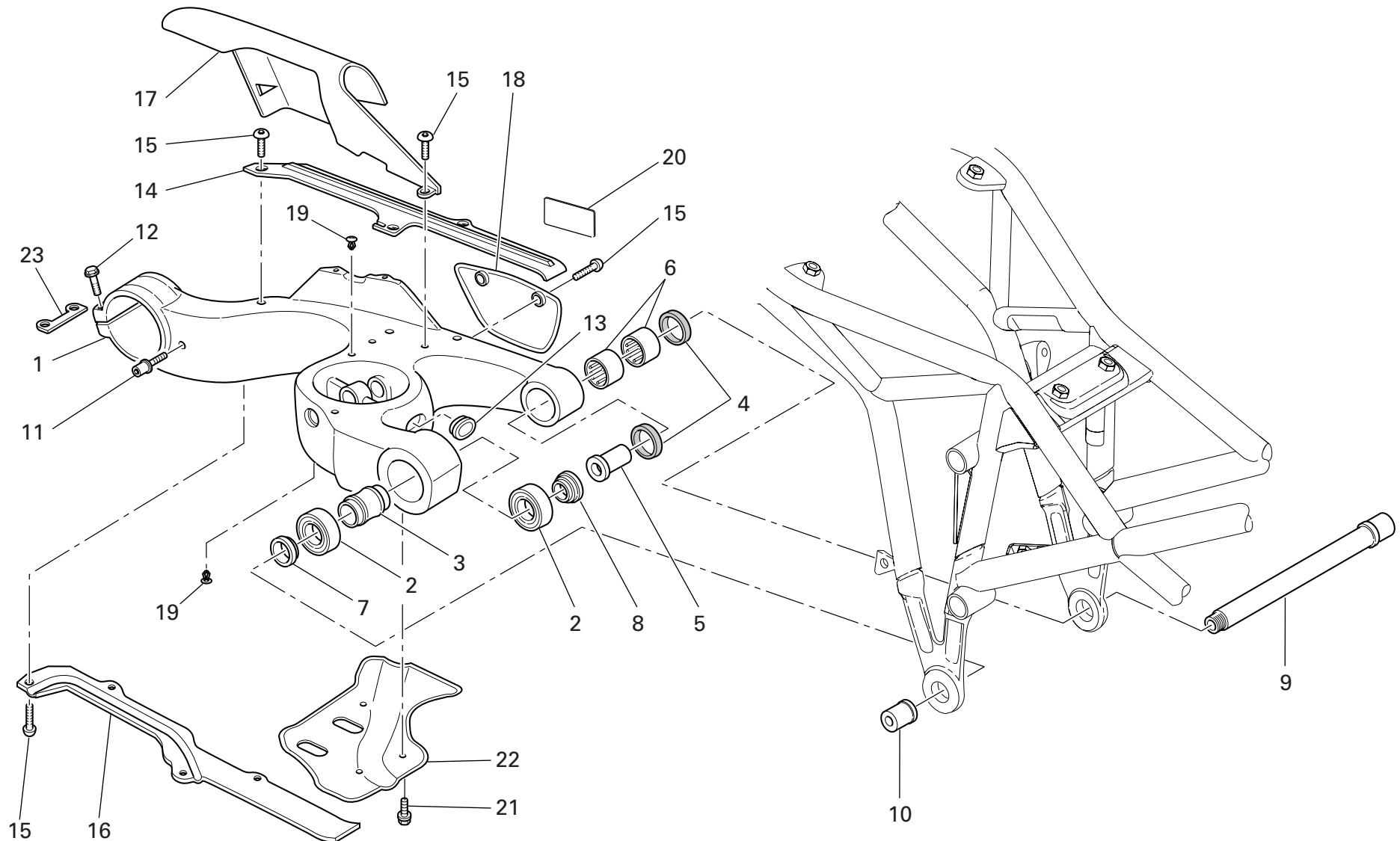
L.H. FOOT RESTS

NOTES NO.	CODE NO.	DESCRIPTION	VALIDITY	Q.TY	
1	852.1.065.1B	Washer		2	
2	700.1.049.1A	Vibration damper		2	
3	764.1.066.1A	Rubber pad		1	
4	824.1.072.1A	Foot peg holder plate (L.H.)		1	
5	779.1.305.1A	Special screw		1	
6	884.5.003.1A	Ring		2	
7	852.1.151.1A	Washer		1	
8	712.1.034.1A	Bush		1	
9	799.1.166.1A	Spring		1	
10	771.5.667.8B	Screw		1	
11	821.1.170.1A	Pin		1	
12	456.2.035.2A	Gearchange lever		1	
13	764.1.011.2A	Rubber pad		1	
14	779.1.418.1A	Screw		1	
15	779.1.206.1AB	Special screw		1	
16	848.4.023.1A	Gearbox transmission rod		1	
17	749.4.004.1A	Nut		2	
18	827.1.279.1A	Chain cover		1	
19	775.1.031.1B	Screw		2	
20	456.1.038.1A	Gearchange control lever		1	
21	771.5.063.8B	Screw		1	
22	771.5.666.8B	Screw		1	
23	464.1.036.1A	Front foot peg (L.H.)		1	
24	771.5.725.8B	Screw		2	
25	824.1.080.1A	Rear foot peg holder plate (L.H.)		1	
26	772.1.045.1A	Screw		2	
27	247.1.262.1A	Rear heel guard		1	

NOTES NO.	CODE NO.	DESCRIPTION	VALIDITY	Q.TY	
28	821.1.068.1B	Pin		1	
29	80N0.21507	Ball		1	
30	827.1.115.1B	Plate		2	
31	799.1.252.1A	Spring		1	
32	464.1.038.1A	Rear foot peg (L.H.)		1	
33	0000.01199	O-ring		2	

DRAWING 032

REAR FORK



DRAWING

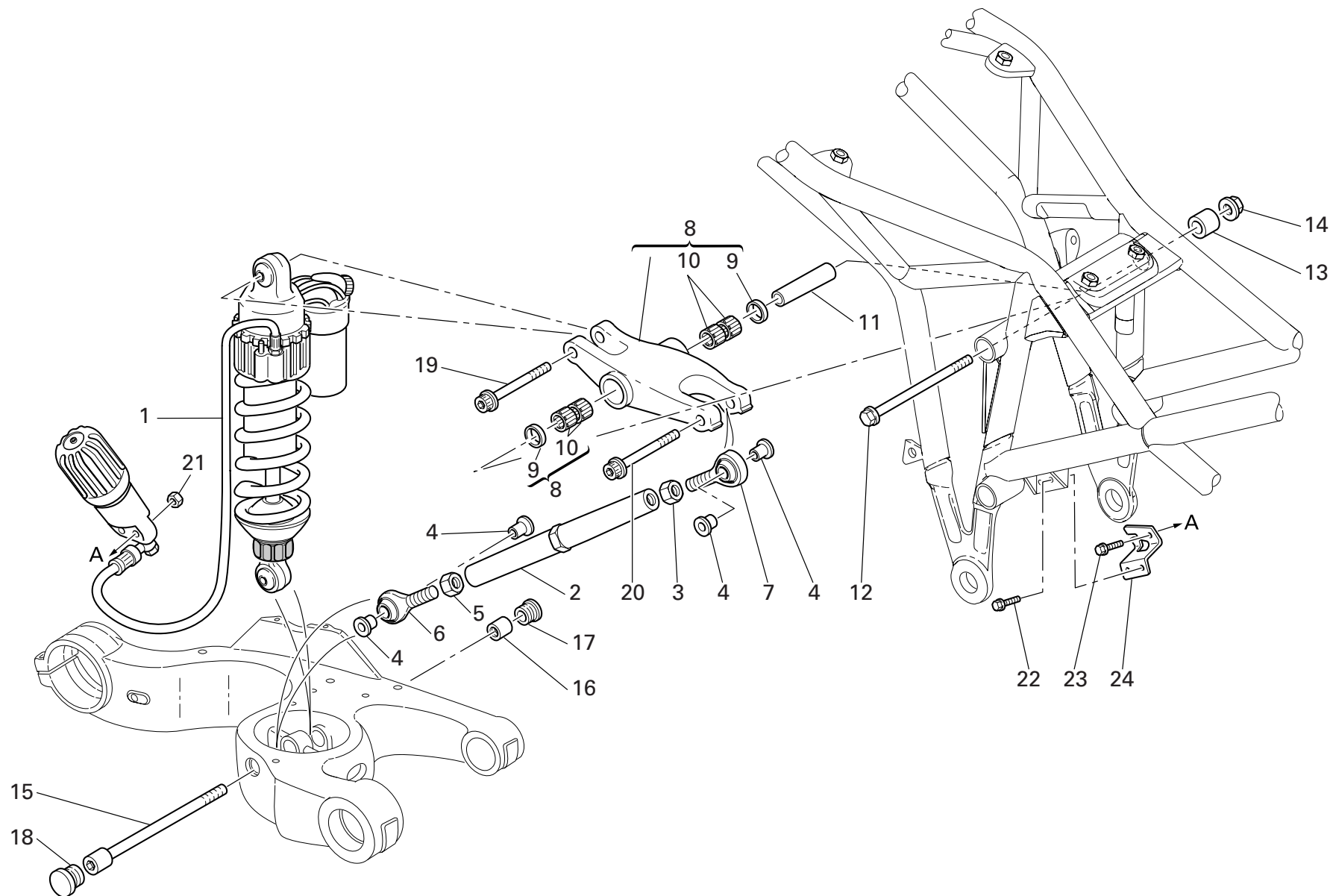
032

REAR FORK

NOTES NO.	CODE NO.	DESCRIPTION	VALIDITY	Q.TY
				
1	370.1.033.2B	Swingarm		1
2	702.5.045.1A	Bearing		2
3	713.1.187.1A	Spacer		1
4	930.5.012.1A	Seal ring		2
5	710.1.109.1A	Bush		1
6	701.4.017.1A	Needle bearing		2
7	712.1.029.1A	Spacer		1
8	712.1.031.1A	L.H. spacer		1
9	369.1.011.1A	Swingarm pivot		1
10	750.1.116.1A	Special nut		1
11	832.1.003.1C	Pin		1
12	772.1.004.2B	Screw		2
13	872.1.016.1A	Cap		1
14	447.1.048.1A	Upper chain sliding shoer		1
15	775.1.008.3A	Screw		10
16	447.1.049.1A	Lower chain sliding shoe		1
17	447.1.051.1A	Upper chain guard		1
18	447.1.050.1A	Lower chain guard		1
19	872.4.044.1A	Cap		5
20	433.1.312.1A	Chain adjustment sticker		1
21	772.5.029.1A	Screw		3
22	460.1.153.1A	Heat guard		1
23	827.1.311.1A	Plate		1

NOTES NO.	CODE NO.	DESCRIPTION	VALIDITY	Q.TY
				

DRAWING 033 REAR SUSPENSION



DRAWING

033

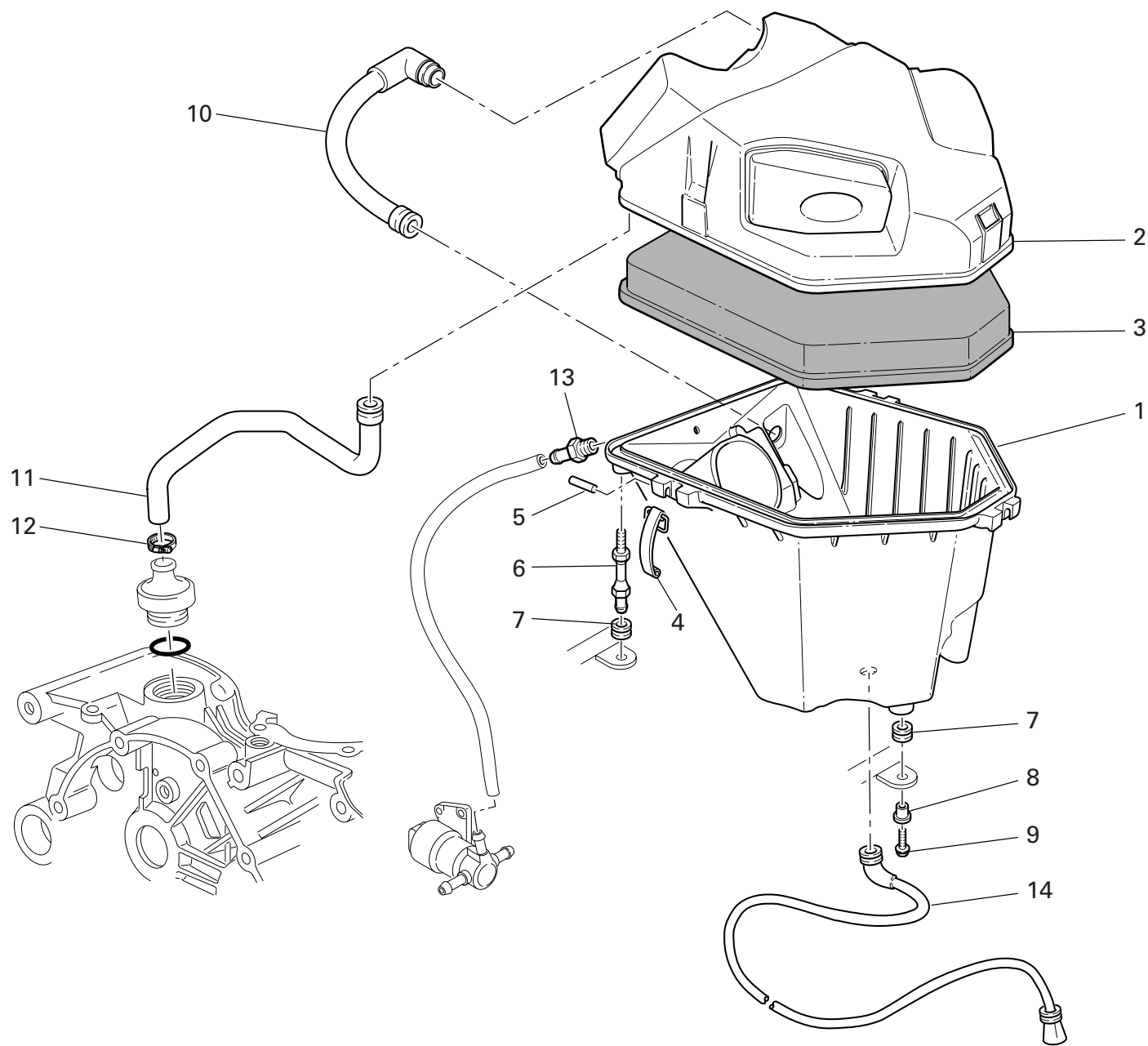
REAR SUSPENSION

NOTES NO.	CODE NO.	DESCRIPTION	VALIDITY	Q.TY
				
1	365.2.063.1A	Shock absorber		1
2	875.1.076.2A	Tie rod		1
3	417.9.090.1B	Nut		1
4	710.1.025.1A	Bush		4
5	747.1.006.1B	Nut		1
6	848.4.027.1A	Ball joint		1
7	848.4.026.1A	Ball joint		1
8	372.2.016.1A	Rocker assembly		1
9	93781.1824	Seal ring		2
10	701.4.006.1A	Needle bearing		4
11	715.1.005.1A	Spacer		1
12	771.1.031.1A	Screw		1
13	713.1.238.1A	Spacer		1
14	748.4.037.1AB	Nut		1
15	771.1.016.1A	Screw		1
16	750.1.117.1A	Special nut		1
17	872.1.042.1A	L.H. cap		1
18	872.1.041.1A	R.H. cap		1
19	771.5.938.8B	Screw		1
20	771.5.937.8B	Screw		1
21	748.1.036.1A	Nut		2
22	772.1.050.1A	Screw		2
23	772.5.033.1A	Screw		2
24	830.1.298.2A	Bracket		1

NOTES NO.	CODE NO.	DESCRIPTION	VALIDITY	Q.TY
				

DRAWING 034


AIR INDUCTIO AND OIL VENT



DRAWING

034

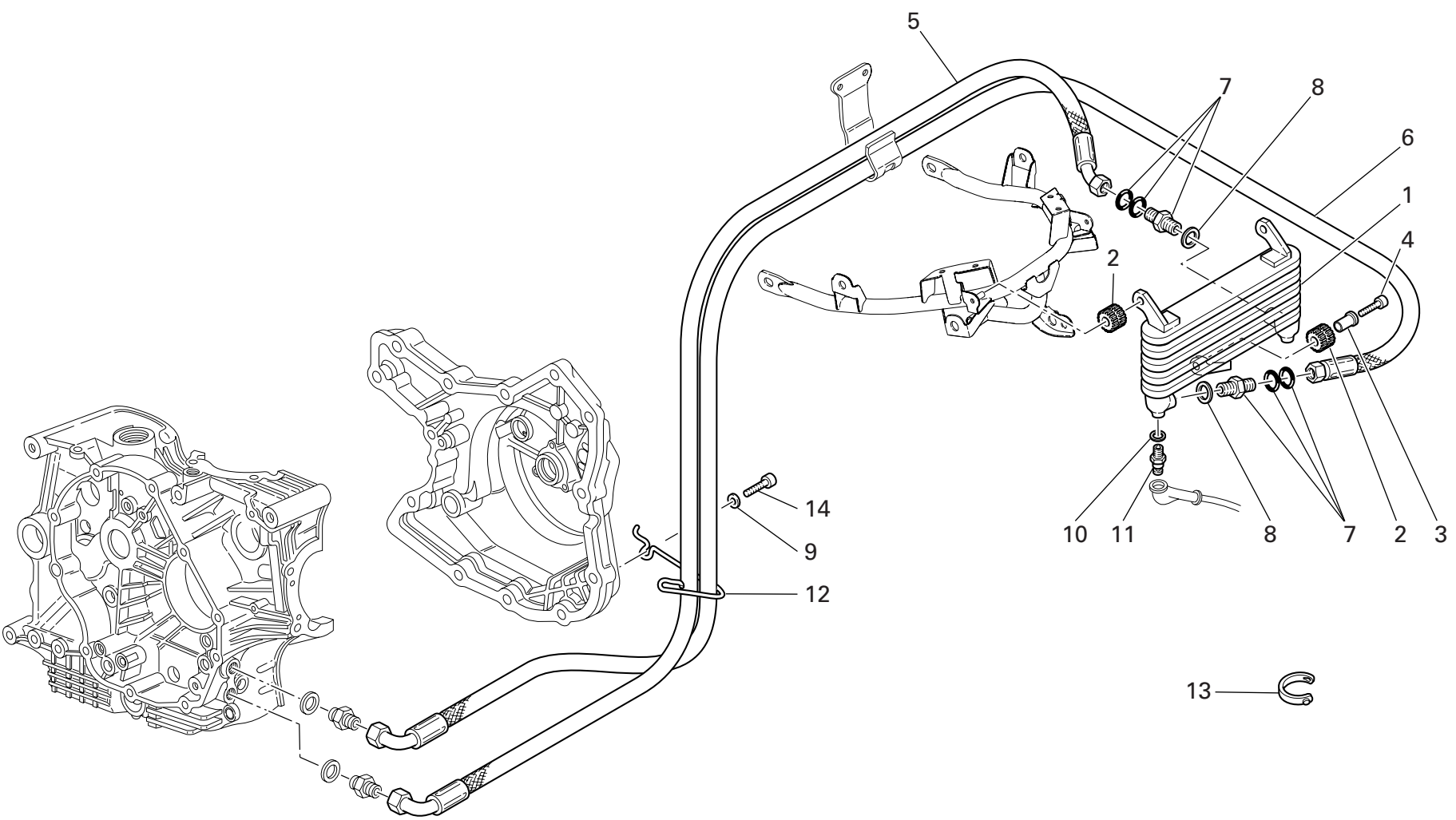
AIR INDUCTIO AND OIL VENT

NOTES NO.	CODE NO.	DESCRIPTION	VALIDITY	Q.TY
				
1	442.2.083.1A	Lower filter box		1
2	246.2.077.1A	Filter case cover		1
3	426.1.013.1A	Air filter		1
4	760.1.003.1B	Hook		3
5	74223.1045	Spring pin		3
6	684.1.059.1A	Stud bolt		2
7	764.1.090.1A	Rubber pad		3
8	716.1.022.1B	Spacer		1
9	772.5.031.1B	Screw		1
10	876.1.087.1A	Oil reservoir-airbox hose		1
11	876.1.088.1A	Oil reservoir-engine pipe		1
12	741.4.002.1A	Hose guide		1
13	779.1.335.1A	Pressure pick-up point		1
14	877.2.005.1A	Tube		1

NOTES NO.	CODE NO.	DESCRIPTION	VALIDITY	Q.TY
				

DRAWING 035

OIL COOLER



DRAWING

035

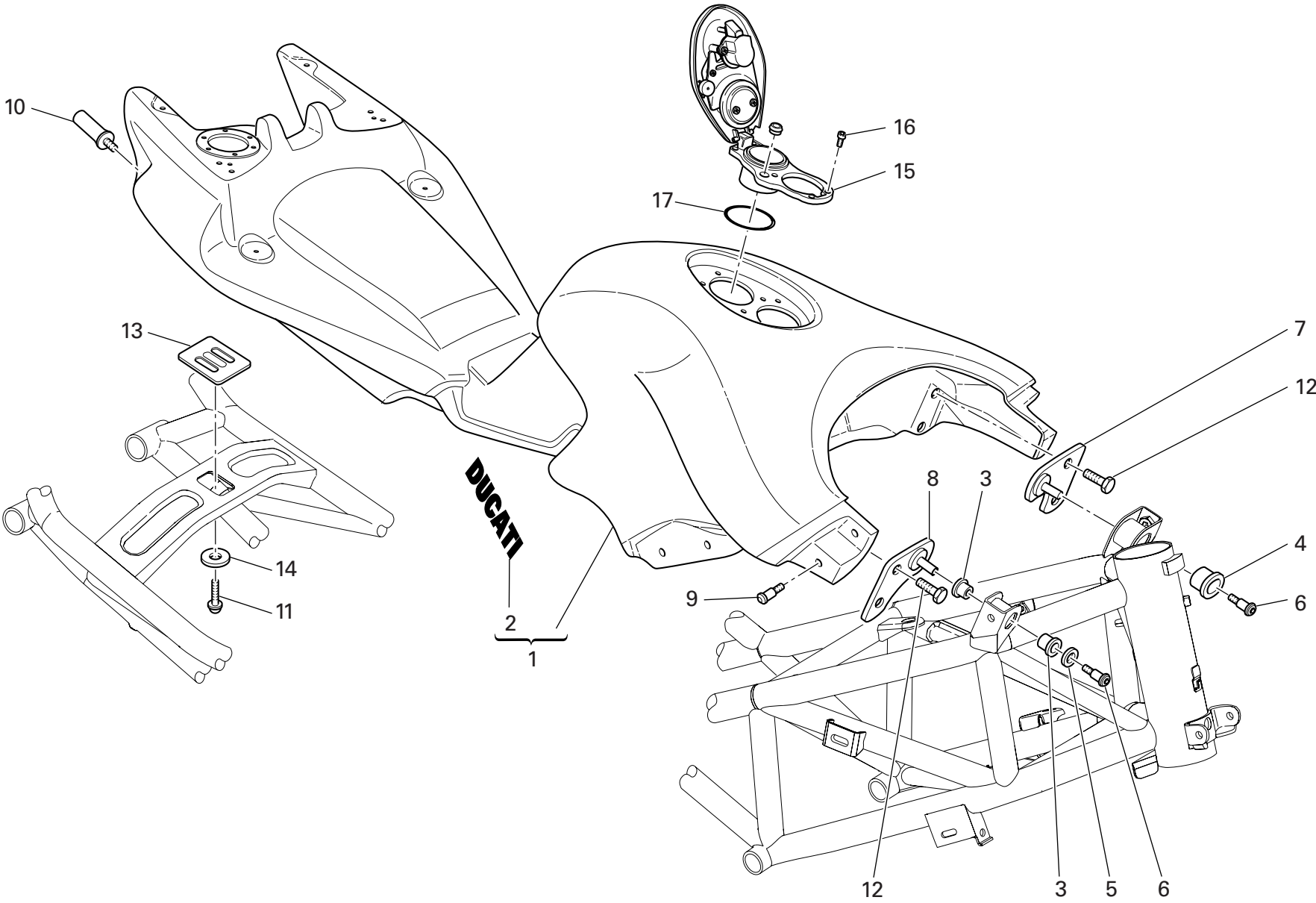
OIL COOLER

NOTES NO.	CODE NO.	DESCRIPTION	VALIDITY	Q.TY
1	548.4.047.1A	Oil cooler		1
2	764.1.022.1A	Vibration damper pad		3
3	716.1.003.1A	Spacer		1
4	772.5.031.1B	Screw		1
5	549.1.039.3A	Oil return pipe		1
6	549.1.038.3A	Oil delivery pipe		1
7	815.1.022.1A	Nipple		2
8	787.1.011.1A	Aluminium gasket th.2		2
9	852.1.176.1A	Washer		1
10	852.5.024.1A	Gasket th.1		1
11	552.1.045.2A	Thermistor		1
12	758.1.021.1A	Fairlead		1
13	0691.91.030	Hose guide		1
14	771.5.072.8B	Screw		1

NOTES NO.	CODE NO.	DESCRIPTION	VALIDITY	Q.TY
-----------	----------	-------------	----------	------

DRAWING 036


FUEL TANK



DRAWING

036

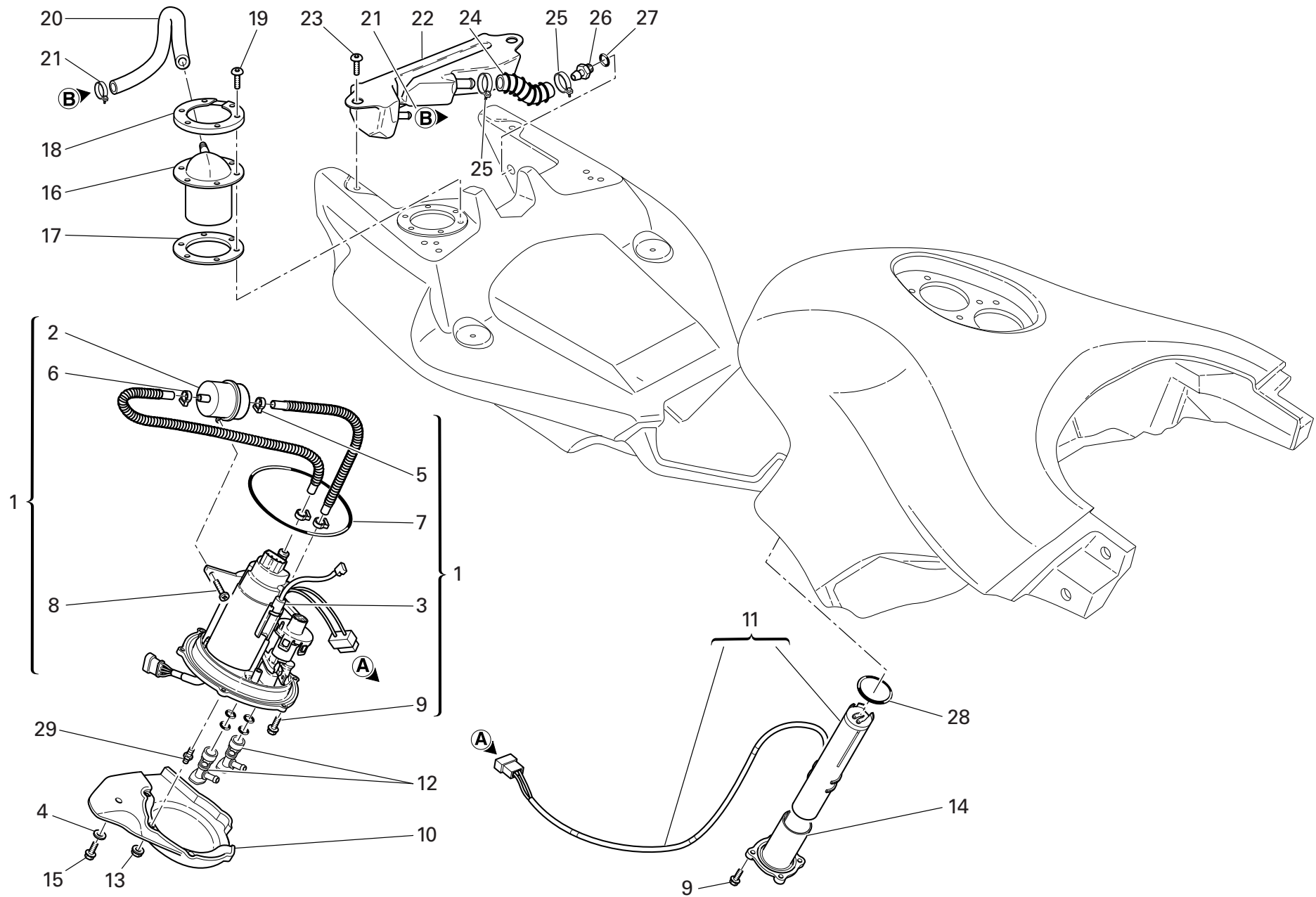
FUEL TANK

NOTES NO.	CODE NO.	DESCRIPTION	VALIDITY	Q.TY
				
1	586.1.046.1AA	Fuel tank (RED)		1
1	586.1.046.1AT	Fuel tank (BLACK)		1
2	435.1.115.1A	Sticker "DUCATI" (RED, BLACK)		2
3	764.1.057.1A	RH front rubber element		2
4	764.1.058.1A	LH front rubber element		1
5	852.1.169.1A	Washer		1
6	779.1.341.1B	Special screw		2
7	830.1.279.1A	L.H. bracket		1
8	830.1.280.1A	R.H. bracket		1
9	832.1.033.1B	Pin		8
10	832.1.028.1A	Pin		2
11	779.1.326.1A	Screw		1
12	772.1.050.1A	Screw		4
13	866.1.047.1A	Pad		1
14	852.1.065.1B	Washer		1
15	895.2.001.1A	Tank cap		1
16	775.1.017.1A	Screw		6
17	886.4.055.1A	O-ring		1

NOTES NO.	CODE NO.	DESCRIPTION	VALIDITY	Q.TY
				

DRAWING 037

FUEL SYSTEM



DRAWING

037

FUEL SYSTEM


NOTES NO.	CODE NO.	DESCRIPTION	VALIDITY	Q.TY
				
1	160.2.364.2A	Complete flange		1
2	425.4.010.1A	Filter		1
3	552.4.048.1A	Thermistor		1
4	852.1.186.1A	Washer		1
5	741.4.092.1A	collar		1
6	741.4.093.1A	collar		1
7	886.4.049.1A	O-ring		1
8	774.5.006.1A	Self-tapping screw		1
9	772.5.029.1A	Screw		8
10	247.1.213.1C	Cover		1
11	592.1.012.2A	Fuel level sensor		1
12	814.4.010.1A	Quick-coupling union		2
13	748.4.100.1AB	Nut		2
14	160.1.244.1A	Flange fuel level sensor		1
15	772.1.050.1A	Screw		1
16	593.4.018.1A	Reservoir breather valve		1
17	791.1.062.1A	Gasket		1
18	827.1.312.2A	Plate		1
19	775.1.017.1B	Screw		6
20	590.1.238.1B	Tube		1
21	741.5.034.1A	Hose guide		1
22	585.1.041.2A	Fluid recovery reservoir		1
23	775.1.008.3A	Screw		2
24	590.1.249.2A	Tube		1
25	741.4.112.1A	Hose guide		2
26	850.1.021.1A	Union		1
27	886.1.018.1A	O-ring		1

CATALOGUE No:

ISSUED:

915.1.223.2B

09 - 06

NOTES NO.	CODE NO.	DESCRIPTION	VALIDITY	Q.TY
				
28	886.1.015.1A	O-ring		1
29	779.1.351.1A	Special screw		2

CATALOGUE No:

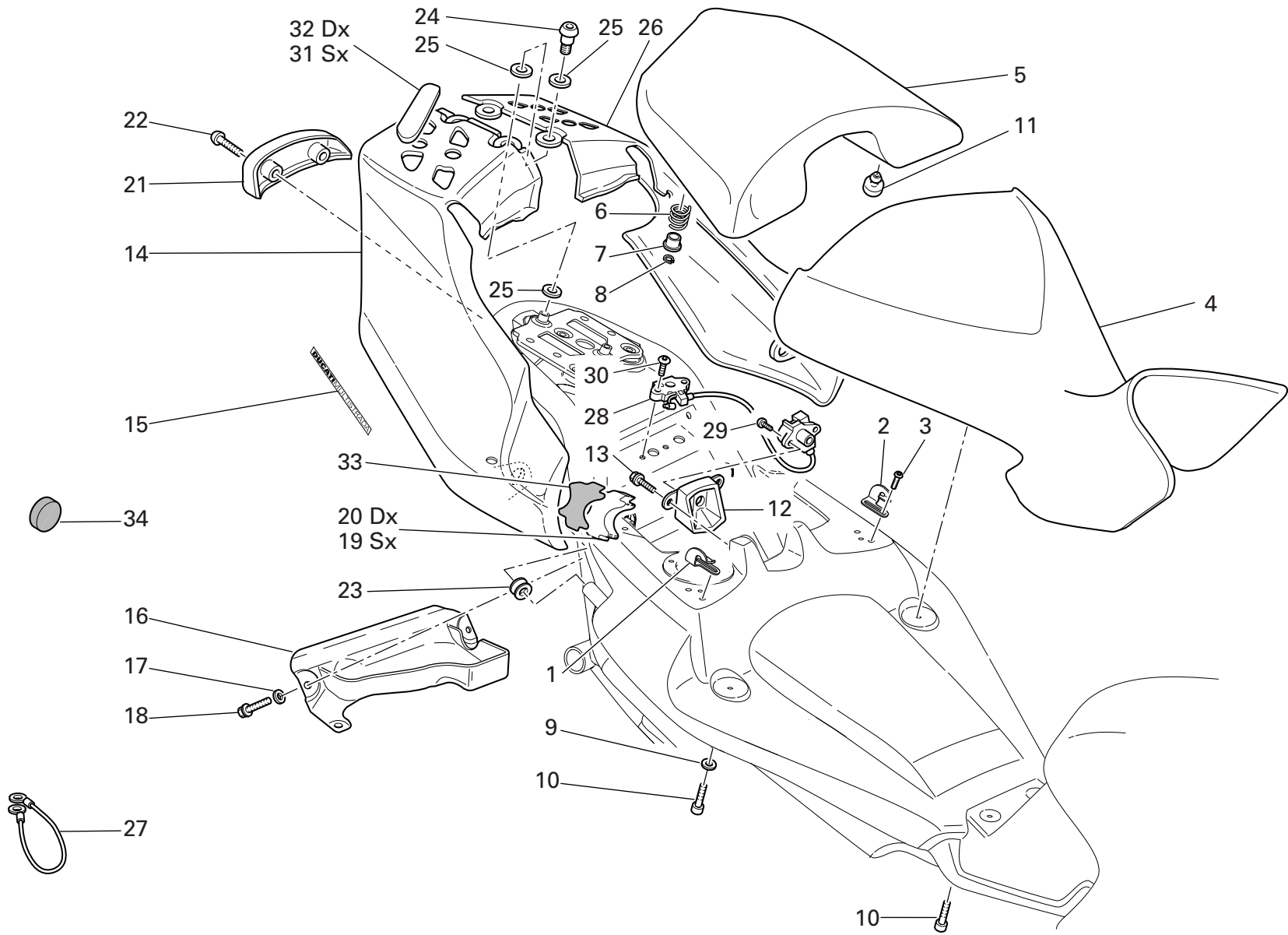
ISSUED:

915.1.223.2B

09 - 06

DRAWING 038

SEAT



DRAWING


038

SEAT

NOTES NO.	CODE NO.	DESCRIPTION	VALIDITY	Q.TY	
1	827.1.308.1A	R.H. plate		1	
2	827.1.309.1A	L.H. plate		1	
3	775.1.031.1B	Screw		4	
4	595.1.060.1D	Rider seat		1	
5	595.1.062.1D	Pillion rider seat		1	
6	799.1.175.1A	Spring		1	
7	841.1.037.1A	Retainer		1	
8	884.4.025.1A	Circlip		1	
9	852.1.172.1A	Washer		2	
10	771.5.064.8B	Screw		4	
11	866.1.061.1A	Rubber pad		2	
12	247.1.216.1A	Cover		1	
13	772.5.032.1A	Screw		2	
14	482.1.111.2AA	R.H. body panel (RED)		1	
14	482.1.111.2AT	R.H. body panel (BLACK)		1	
14	482.3.111.2A	R.H. body panel (unpainted)		1	
15	436.1.142.1A	Sticker "DUCATIMULTISTRADA"		2	
16	565.1.032.1A	Mudflap		1	
17	852.5.019.1A	Washer		2	
18	772.1.047.1A	Screw		4	
19	866.2.049.2A	L.H. pad		1	
20	866.2.048.2A	R.H. pad		1	
21	247.1.221.1A	Cover		1	
22	775.1.008.3A	Screw		2	
23	764.1.075.1A	Rubber pad		2	
24	779.1.292.2A	Screw		2	
25	856.1.089.1A	Washer		6	

CATALOGUE No: 915.1.223.2B

ISSUED: 09 - 06

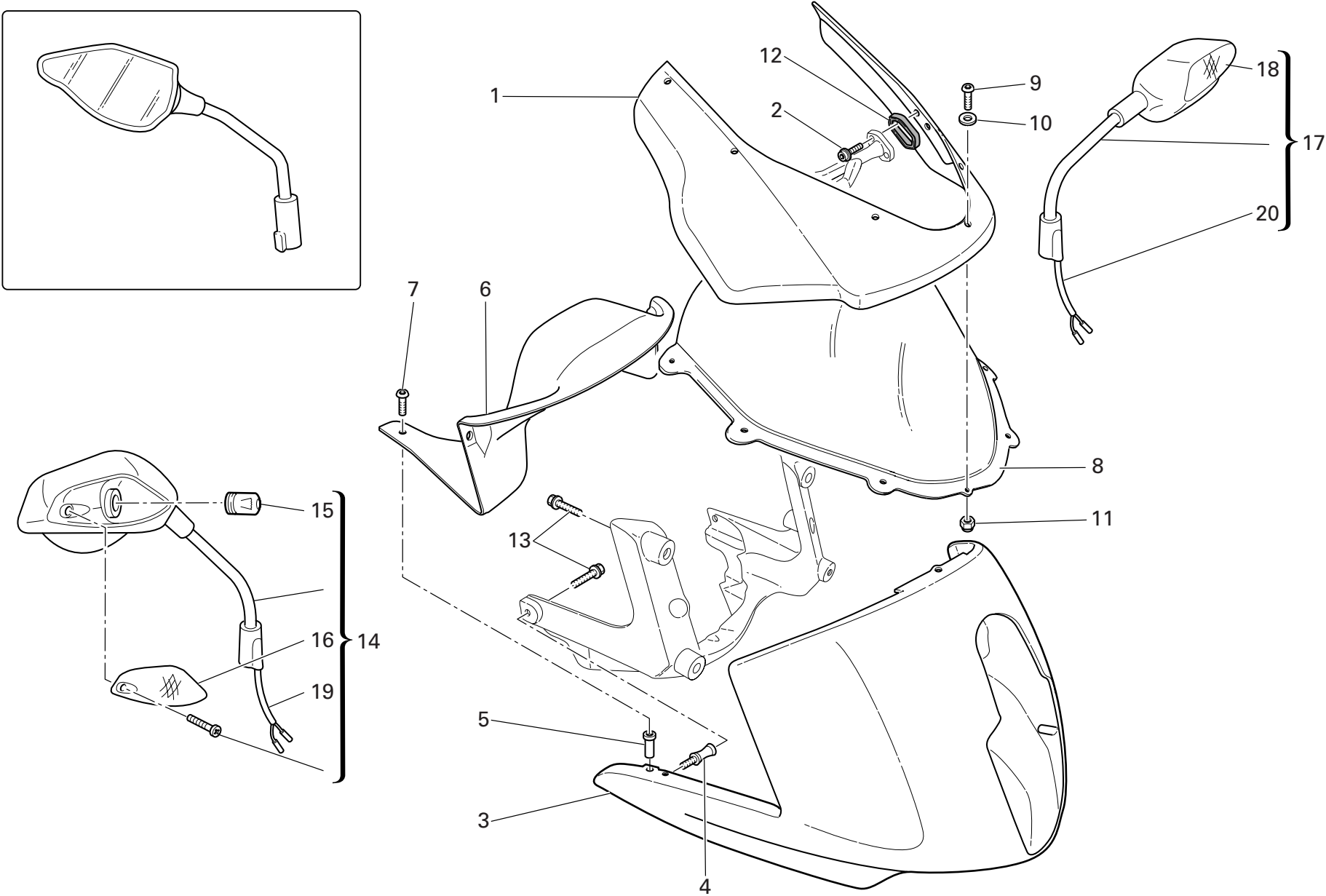
NOTES NO.	CODE NO.	DESCRIPTION	VALIDITY	Q.TY	
26	482.1.112.2AA	L.H. body panel (RED)		1	
26	482.1.112.2AT	L.H. body panel (BLACK)		1	
26	482.3.112.2A	L.H. body panel (unpainted)		1	
27	732.1.020.1A	Helmet anti-theft wire		1	
28	598.1.001.1A	Seat lock		1	
29	775.1.019.1A	Screw		2	
30	775.1.021.1A	Screw		2	
31	872.1.044.1A	L.H. cap		2	
32	872.1.043.1A	R.H. cap		2	
33	926.1.004.2A	Sticker		2	
34	764.1.017.1A	Vibration damper pad		1	

CATALOGUE No: 915.1.223.2B

ISSUED: 09 - 06

DRAWING 039

HEADLIGHT FAIRING



DRAWING

039

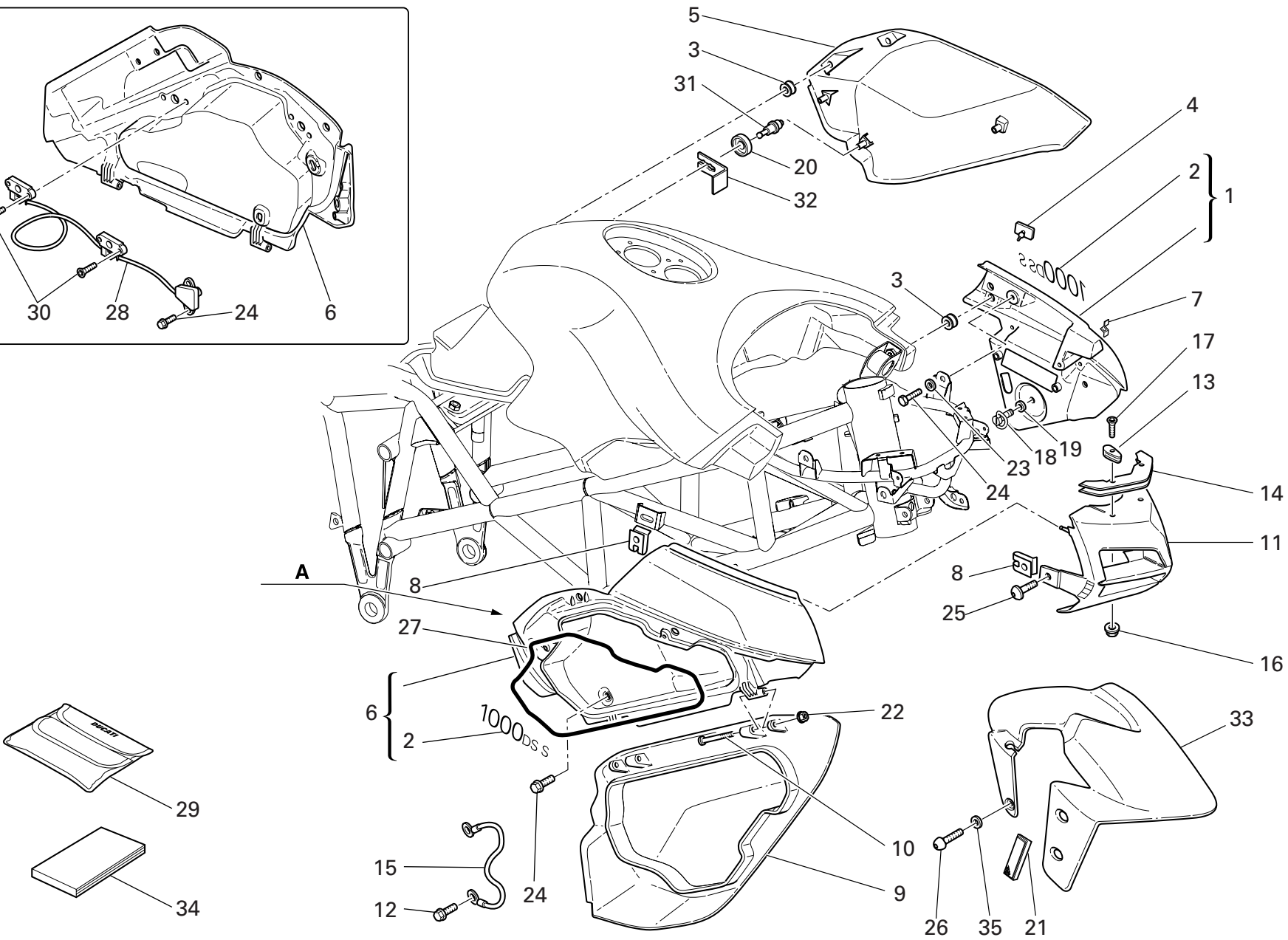
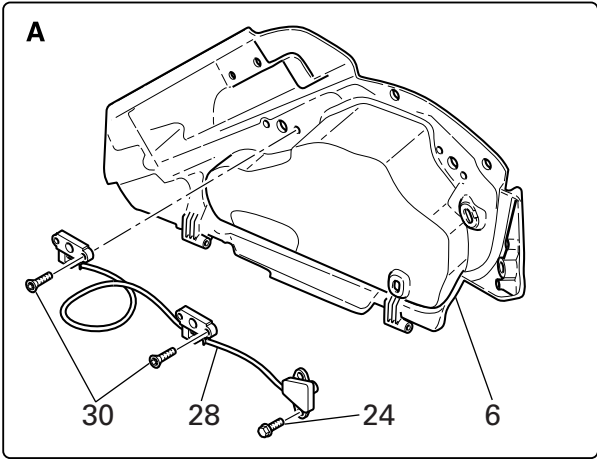
HEADLIGHT FAIRING

NOTES NO.	CODE NO.	DESCRIPTION	VALIDITY	Q.TY
				
1	481.1.028.1AA	Mobile headlight fairing (RED)		1
1	481.1.028.1AT	Mobile headlight fairing (BLACK)		1
1	481.3.028.1A	Mobile headlight fairing (not painted)		1
2	779.5.046.1B	Screw		4
3	481.1.029.1AA	Fixed headlight fairing (RED)		1
3	481.1.029.1AT	Fixed headlight fairing (BLACK)		1
3	481.3.029.1A	Fixed headlight fairing (not painted)		1
4	684.1.067.1A	Stud bolt		2
5	850.4.082.1A	Insert		6
6	460.1.156.1A	Headlight fairing cover		1
7	779.1.050.1A	Screw		6
8	487.1.031.3A	Windshield		1
9	775.1.007.1AB	Special screw		7
10	852.1.024.1A	Nylon washer		7
11	750.1.028.1A	Nut		7
12	788.1.080.1A	Gasket		2
13	772.1.050.1A	Screw		6
14	523.2.013.1C	RH mirror - turn indicator		1
15	390.4.010.1A	Bulb		2
16	532.4.006.1A	Cup		1
17	523.2.014.1C	LH mirror - turn indicator		1
18	532.4.007.1A	Cup		1
19	510.1.294.1A	RH side wiring		1
20	510.1.295.1A	LH side wiring		1

NOTES NO.	CODE NO.	DESCRIPTION	VALIDITY	Q.TY
				

DRAWING 039a


FAIRING



DRAWING

039a

FAIRING


NOTES NO.	CODE NO.	DESCRIPTION	VALIDITY	Q.TY	
1	480.1.201.1AA	L.H. upper half-fairing (RED)		1	
1	480.1.201.1AT	L.H. upper half-fairing (BLACK)		1	
1	480.3.171.1A	L.H. upper half-fairing (unpainted)		1	
2	437.1.140.1A	Sticker "1000DS S" (RED, BLACK)		1	
3	764.1.084.1A	Vibration damper pad		8	
4	866.1.036.1A	Rubber pad		2	
5	480.1.173.1AA	L.H. lower half-fairing (RED)		1	
5	480.1.173.1AT	L.H. lower half-fairing (BLACK)		1	
5	480.3.173.1A	L.H. lower half-fairing (unpainted)		1	
6	480.1.200.1AA	R.H. upper half-fairing (RED)		1	
6	480.1.200.1AT	R.H. upper half-fairing (BLACK)		1	
6	480.3.170.1A	R.H. upper half-fairing (unpainted)		1	
7	799.4.006.1A	Spring		2	
8	850.4.063.1A	Quik fastening		2	
9	480.1.172.1AA	R.H. lower half-fairing (RED)		1	
9	480.1.172.1AT	R.H. lower half-fairing (BLACK)		1	
9	480.3.172.1A	R.H. lower half-fairing (unpainted)		1	
10	779.1.337.1A	Special screw		2	
11	484.1.047.1AA	Air manifold (RED)		1	
11	484.1.047.1AT	Air manifold (BLACK)		1	
11	484.3.047.1A	Air manifold (unpainted)		1	
12	772.5.037.1A	Screw		2	
13	808.1.056.1A	Clamp		2	
14	827.1.300.1A	Plate		2	
15	732.1.019.1A	Cable limiting top case opening		1	
16	748.1.036.1A	Nut		2	
17	777.5.056.8B	Screw		2	

CATALOGUE No:

ISSUED:

915.1.223.2B

09 - 06

NOTES NO.	CODE NO.	DESCRIPTION	VALIDITY	Q.TY	
18	850.5.001.1A	Pin		1	
19	856.5.001.1A	Spring washer		1	
20	764.1.073.1A	Rubber pad		1	
21	529.1.001.1A	Reflector		2	
22	748.4.100.1AB	Nut		2	
23	852.5.003.1B	Washer		4	
24	772.1.050.1A	Screw		6	
25	775.1.008.3A	Screw		4	
26	775.1.008.1B	Screw		6	
27	791.1.061.1A	Gasket		1	
28	598.1.002.1A	Panniers lock		1	
29	697.2.017.1A	Tool bag		1	
30	777.5.052.8B	Screw		4	
31	821.1.191.1A	Pin		1	
32	799.1.190.1A	Spring		1	
33	564.1.054.1A	Front mudguard (CARBON)		1	
34	913.7.076.1N	Owner's manual		1	
35	852.1.156.1A	Spring washer		6	

CATALOGUE No:

ISSUED:

915.1.223.2B

09 - 06

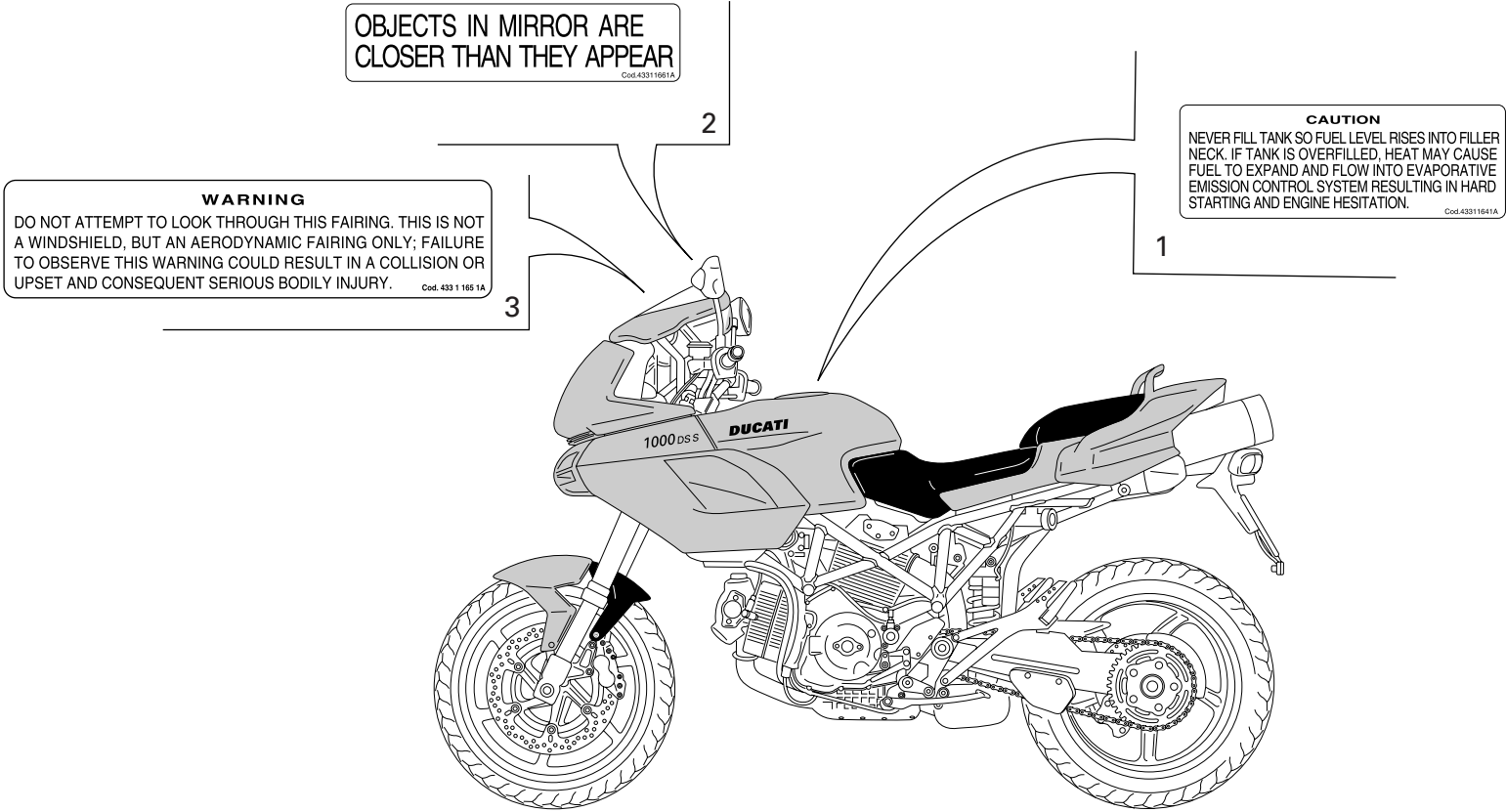
DRAWING

040

FUEL INFEED

NOTES NO.	CODE NO.	DESCRIPTION	VALIDITY	Q.TY
1	814.1.179.1A	Union		2
2	886.1.013.1A	Gasket		2
3	426.1.007.1B	CANISTER filter		1
4	814.1.183.1A	Shunt valve		1
5	590.1.250.1A	Union/filter pipe		1
6	590.1.254.1A	Filter/fuel tank outlet pipe		1
7	590.1.141.1A	Tube		1
8	590.1.213.1A	Tube		1
9	590.1.112.1A	Fuel pipe		1
10	741.4.057.1A	Hose guide		1
11	741.4.058.1A	Hose guide		4
12	741.4.063.1A	Hose guide		1
13	0250.70.223	Aluminium gasket		2
14	830.1.292.2A	Bracket		1
15	827.1.157.1A	Plate		1
16	764.1.029.1A	Rubber pad		2
17	716.1.043.1B	Spacer		2
18	775.5.013.1A	Screw		2
19	748.1.036.1A	Nut		2
20	829.4.002.1A	Holder		2
21	741.4.043.1A	Hose guide		2
22	814.1.180.1A	Union		2

NOTES NO.	CODE NO.	DESCRIPTION	VALIDITY	Q.TY
-----------	----------	-------------	----------	------



DRAWING

041

MARKING PLATES

NOTES NO.	CODE NO.	DESCRIPTION	VALIDITY	Q.TY
1	433.1.164.1A	Sticker		1
2	433.1.166.1A	Label		2
3	433.1.165.1A	Sticker		1

NOTES NO.	CODE NO.	DESCRIPTION	VALIDITY	Q.TY
-----------	----------	-------------	----------	------

INDEX

CODE No.	Drwg.	POS. N.	CODE No.	Drwg.	POS. N.	CODE No.	Drwg.	POS. N.	CODE No.	Drwg.	POS. N.	CODE No.	Drwg.	POS. N.
0000.01199	029	37	0660.13.070	002	13	0799.13.110	002	27	170.2.020.1B	004	17	208.1.012.4A	014	14
0000.01199	031a	33	0660.13.143	002	9	112.1.012.1AB	006	8	171.2.020.2B	008	10	208.1.012.4A	015	17
0000.33552	027	8	0660.13.165	002	25	112.1.012.1AC	006	8	172.1.002.1B	003	10	209.1.041.1A	014	16
0000.61078	029	4	0660.16.145	004	21	117.1.067.1A	029	8	172.1.003.1A	003	8	209.1.041.1A	015	18
0011.52.010	010	23	0660.47.040	006	13	117.2.006.1A	004	29	172.1.004.1A	003	5	210.1.042.1A	014	22
0124.40.060	008	12	0660.50.020	012	8	120.2.080.1A	007	8	172.1.005.1A	003	9	210.1.042.1A	015	7
0250.70.223	016	6	0665.49.680	005	8	120.2.081.1A	007	4	172.1.006.1B	003	18	211.1.040.1A	014	21
0250.70.223	040	13	0670.16.145	003	7	121.1.127.1A	007	3	172.1.007.1B	003	24	211.1.040.1A	015	6
0251.47.054	003	1	0670.16.150	003	3	121.2.033.1A	007	1	172.1.008.1A	003	22	220.3.208.3A	009	16
0272.91.090	002	8	0670.16.155	003	19	122.2.087.2A	007	9	172.1.009.1A	003	21	225.2.150.1A	010	1
0370.49.250	010	22	0670.16.170	003	26	137.2.003.4B	016	7	172.1.010.1A	003	20	235.2.037.1A	013	12
0370.84.005	017	4	0670.49.310	009	26	146.2.091.1A	006	1	172.1.011.1A	003	23	240.2.026.1B	014	10
0375.92.210	014	13	0670.92.190	014	8	147.1.026.1A	008	9	173.1.012.3A	012	20	240.2.026.1B	015	12
0375.92.210	015	19	0670.92.190	015	8	148.1.284.1A	013	16	174.1.025.2A	009	12	240.2.027.1B	015	24
0400.09.050	002	21	0691.91.030	018	11	148.1.285.1A	013	9	174.2.025.6A	009	1	242.2.057.3A	011	19
0400.17.030	004	26	0691.91.030	019	7	149.1.032.3A	003	25	176.1.001.1A	012	6	243.1.096.1A	005	1
0400.29.125	002	34	0691.91.030	035	13	150.2.006.1B	003	2	176.1.009.1A	012	10	243.2.097.3A	005	6
0400.29.126	002	34	0755.29.025	006	14	150.2.063.1A	003	28	180.1.001.1A	002	11	245.1.030.1A	013	5
0400.49.240	005	13	0755.29.025	008	21	150.2.072.1A	003	27	180.1.002.1A	002	12	245.1.031.1A	013	6
051.2.001.1A	001	10	0759.49.280	009	15	153.1.007.2B	026	21	180.1.008.1A	002	24	245.1.058.1B	008	1
0619.50.065	012	17	0765.92.185	014	8	158.2.012.1A	006	5	182.2.018.1A	002	18	245.1.059.1B	008	4
0619.92.180	014	8	0765.92.185	015	8	160.1.021.1C	025	5	184.1.005.1A	029	10	246.2.077.1A	034	2
0619.92.180	015	8	0765.92.190	014	8	160.1.057.1A	012	13	190.2.011.1A	004	8	247.1.203.1A	011	4
0647.70.010	014	12	0765.92.190	015	8	160.1.105.1A	013	19	194.2.001.1B	004	12	247.1.204.1A	026	28
0647.70.010	015	20	0765.92.205	002	21	160.1.244.1A	037	14	195.4.003.1A	004	22	247.1.210.1A	011	9
0659.16.555	004	1	0765.92.205	014	8	160.2.364.2A	037	1	196.1.001.2B	004	10	247.1.213.1C	037	10
0660.13.060	002	19	0765.92.205	015	8	162.1.001.1B	004	7	198.1.029.1A	004	13	247.1.216.1A	038	12
CATALOGUE No: ISSUED:	915.1.223.2B 09 - 06						CATALOGUE No: ISSUED:	915.1.223.2B 09 - 06						

INDEX

CODE No.	Drwg.	POS. N.	CODE No.	Drwg.	POS. N.	CODE No.	Drwg.	POS. N.	CODE No.	Drwg.	POS. N.	CODE No.	Drwg.	POS. N.
247.1.221.1A	038	21	303.1.041.1C	014	4	365.2.063.1A	033	1	433.1.166.1A	041	2	463.2.026.1A	014	20
247.1.262.1A	031	5	303.1.041.1C	015	3	369.1.011.1A	032	9	433.1.312.1A	032	20	463.2.026.1A	015	34
247.1.262.1A	031a	27	303.1.041.1CA	014	4	370.1.033.2B	032	1	435.1.115.1A	036	2	463.2.053.7A	004	15
254.4.001.2A	005	4	303.1.041.1CA	015	3	372.2.016.1A	033	8	436.1.142.1A	038	15	464.1.035.1A	031	9
255.1.023.2A	008	15	303.1.041.1CB	014	4	380.4.010.1C	019	9	437.1.140.1A	039a	2	464.1.036.1A	031a	23
255.1.024.2A	013	3	303.1.041.1CB	015	3	389.4.006.1A	019	20	442.2.083.1A	034	1	464.1.037.1A	031	1
264.4.014.3B	011	1	303.1.041.1CC	014	4	389.4.006.1A	019	26	444.4.003.4A	009	20	464.1.038.1A	031a	32
270.4.005.1A	012	1	303.1.041.1CC	015	3	389.4.007.1A	019	26	447.1.048.1A	032	14	470.1.058.1CB	030	1
276.1.025.1B	012	16	304.1.042.1B	014	2	389.4.008.1A	019	26	447.1.049.1A	032	16	470.1.058.1CF	030	1
280.4.007.1A	016	10	304.1.042.1B	015	4	389.4.013.1A	019	20	447.1.050.1A	032	18	470.1.079.1B	030	10
282.4.057.1A	016	1	304.1.042.1BB	014	2	389.4.013.1A	019	26	447.1.051.1A	032	17	480.1.172.1AA	039a	9
283.4.011.1A	016	17	304.1.042.1BB	015	4	389.4.014.1A	019	19	451.1.025.1A	008	20	480.1.172.1AT	039a	9
284.4.008.1A	016	14	304.1.042.1BC	014	2	389.4.015.1A	019	26	451.2.017.1A	008	7	480.1.173.1AA	039a	5
286.4.155.1C	020	12	304.1.042.1BC	015	4	390.4.003.1A	022	25	455.1.015.1B	029	29	480.1.173.1AT	039a	5
287.4.024.1B	016	8	304.1.043.1B	014	3	390.4.010.1A	039	15	455.2.003.1A	002	4	480.1.200.1AA	039a	6
301.2.092.1D	014	1	304.1.043.1B	015	5	390.4.011.1A	021	12	456.1.038.1A	031a	20	480.1.200.1AT	039a	6
301.2.093.1D	015	1	304.1.043.1BB	014	3	390.4.013.1A	021	13	456.2.035.2A	031a	12	480.1.201.1AA	039a	1
301.2.232.1A	015	1	304.1.043.1BB	015	5	390.4.016.1A	022	30	457.2.022.2A	029	24	480.1.201.1AT	039a	1
301.2.233.1A	014	1	304.1.043.1BC	014	3	395.4.013.1C	020	3	460.1.076.2A	026	11	480.3.170.1A	039a	6
303.1.040.1B	014	5	304.1.043.1BC	015	5	397.2.001.2A	020	6	460.1.146.2A	017	18	480.3.171.1A	039a	1
303.1.040.1B	015	2	341.1.037.2A	026	23	406.1.020.2B	021	8	460.1.147.1A	022	16	480.3.172.1A	039a	9
303.1.040.1BA	014	5	342.2.031.1A	026	3	417.9.090.1B	033	3	460.1.153.1A	032	22	480.3.173.1A	039a	5
303.1.040.1BA	015	2	344.2.014.1A	023	2	425.4.010.1A	037	2	460.1.156.1A	039	6	481.1.028.1AA	039	1
303.1.040.1BB	014	5	345.2.014.1A	023	1	426.1.007.1B	040	3	460.1.158.1A	017	7	481.1.028.1AT	039	1
303.1.040.1BB	015	2	360.1.060.1A	026	16	426.1.013.1A	034	3	462.4.046.1A	021	14	481.1.029.1AA	039	3
303.1.040.1BC	014	5	360.1.061.2A	026	24	433.1.164.1A	041	1	463.2.010.9A	014	9	481.1.029.1AT	039	3
303.1.040.1BC	015	2	360.1.062.2A	026	19	433.1.165.1A	041	3	463.2.010.9A	015	11	481.3.028.1A	039	1
CATALOGUE No: ISSUED:			915.1.223.2B 09 - 06			CATALOGUE No: ISSUED:			915.1.223.2B 09 - 06					

INDEX

CODE No.	Drwg.	POS. N.	CODE No.	Drwg.	POS. N.	CODE No.	Drwg.	POS. N.	CODE No.	Drwg.	POS. N.	CODE No.	Drwg.	POS. N.
481.3.029.1A	039	3	514.1.039.1A	020	14	552.1.038.1A	001c	5	590.1.085.1A	016	12	612.4.008.1A	028	17
482.1.111.2AA	038	14	516.4.003.1B	019	17	552.1.039.1A	001c	19	590.1.112.1A	040	9	612.4.008.1A	029	19
482.1.111.2AT	038	14	518.4.004.2B	026	15	552.1.040.1A	001c	11	590.1.141.1A	040	7	612.4.014.1A	028	15
482.1.112.2AA	038	26	520.1.001.2C	021	1	552.1.043.2A	029	21	590.1.162.1A	016	13	612.4.016.1A	029	17
482.1.112.2AT	038	26	523.2.013.1C	039	14	552.1.045.2A	035	11	590.1.189.1A	001c	1	612.4.017.1A	028	16
482.3.111.2A	038	14	523.2.014.1C	039	17	552.4.012.1A	019	24	590.1.190.1A	001c	2	612.4.018.1A	028	14
482.3.112.2A	038	26	525.1.012.1B	022	1	552.4.013.1A	015	32	590.1.213.1A	040	8	613.4.020.1A	028	19
484.1.047.1AA	039a	11	525.1.014.1A	022	23	552.4.020.1A	011	12	590.1.238.1B	037	20	613.4.038.1A	029	16
484.1.047.1AT	039a	11	529.1.001.1A	039a	21	552.4.048.1A	037	3	590.1.249.2A	037	24	618.4.055.1A	028	23
484.3.047.1A	039a	11	529.1.006.1A	022	29	556.1.018.1D	018	9	590.1.250.1A	040	5	619.4.025.1A	029	13
487.1.031.3A	039	8	529.1.009.1A	022	12	556.1.035.1A	018	3	590.1.251.1A	016	11	624.4.030.1A	028	1
492.4.061.1A	024	5	531.1.001.1A	022	21	556.2.037.1B	018	1	590.1.252.1A	016	9	625.4.004.1A	029	1
492.4.076.1A	025	20	531.1.002.1A	022	22	561.1.019.1A	022	9	590.1.253.1A	016	18	626.4.008.1C	027	4
494.1.097.1A	025	10	532.4.006.1A	039	16	564.1.045.1A	025	22	590.1.254.1A	040	6	626.4.011.1A	027	3
497.2.001.2A	024	3	532.4.007.1A	039	18	564.1.054.1A	039a	33	592.1.012.2A	037	11	626.4.011.1A	028	5
501.2.107.1AB	024	10	539.1.021.1A	002	6	565.1.032.1A	038	16	593.1.003.1B	010	33	626.4.013.1A	029	36
502.2.107.2AB	024	7	539.1.023.2A	018	5	570.1.100.1B	017	11	593.1.018.1A	009	5	626.4.015.1B	028	3
510.1.240.1A	022	18	539.4.003.1B	029	32	570.1.124.1A	017	1	593.4.018.1A	037	16	626.4.019.1A	028	6
510.1.294.1A	039	19	539.4.021.1A	028	8	570.1.125.1A	017	20	595.1.060.1D	038	4	626.4.034.1A	027	2
510.1.295.1A	039	20	539.4.030.1A	005	16	571.1.124.1A	017	2	595.1.062.1D	038	5	630.4.023.1A	027	1
510.1.471.1A	019	2	539.4.033.1A	027	5	572.1.026.1B	017	10	598.1.001.1A	038	28	631.4.004.1A	028	18
514.1.032.1A	001c	9	540.4.010.1A	020	15	573.2.024.1B	017	13	598.1.002.1A	039a	28	631.4.008.1A	029	12
514.1.033.1A	001c	13	541.4.003.1A	019	21	585.1.041.2A	037	22	598.2.031.2E	026	30	631.4.016.1A	029	18
514.1.035.1A	001c	10	548.4.047.1A	035	1	585.4.006.1A	028	4	610.4.071.1A	028	21	632.1.027.1A	027	10
514.1.036.1A	001c	10	549.1.038.3A	035	6	585.4.007.1A	027	12	610.4.072.1A	028	22	650.4.010.1B	026	25
514.1.037.1A	001c	6	549.1.039.3A	035	5	586.1.046.1AA	036	1	611.4.013.1AB	029	14	651.4.014.1A	026	14
514.1.038.1A	001c	14	552.1.037.1A	001c	4	586.1.046.1AT	036	1	612.4.005.1A	027	7	652.4.006.1C	026	18
CATALOGUE No: ISSUED:			915.1.223.2B 09 - 06			CATALOGUE No: ISSUED:			915.1.223.2B 09 - 06					

INDEX

CODE No.	Drwg.	POS. N.	CODE No.	Drwg.	POS. N.	CODE No.	Drwg.	POS. N.	CODE No.	Drwg.	POS. N.	CODE No.	Drwg.	POS. N.
654.4.010.1A	026	20	701.4.003.1A	012	19	710.1.107.1A	026	13	713.1.238.1A	033	13	741.1.012.1A	019	5
656.2.002.1A	026	8	701.4.005.1A	003	4	710.1.109.1A	032	5	713.1.241.1A	014	26	741.1.013.1A	019	6
669.1.001.1E	014	18	701.4.006.1A	033	10	710.4.003.1A	024	16	713.1.266.1A	003	15	741.1.031.1A	017	27
669.1.001.1E	015	15	701.4.007.1A	012	21	711.1.007.1A	006	6	713.1.365.1A	011	29	741.4.002.1A	034	12
670.4.035.1A	019	1	701.4.017.1A	032	6	711.1.067.1A	025	7	714.1.027.1A	024	15	741.4.038.1A	019	8
671.1.024.1A	019	13	702.4.004.1A	026	6	711.1.095.1A	010	32	714.1.041.1A	025	12	741.4.038.1A	029	35
671.1.025.1A	019	14	702.4.013.1A	010	26	711.1.126.1A	007	11	714.1.047.1A	024	9	741.4.042.1A	016	3
671.1.027.1A	019	15	702.4.017.1A	004	20	711.1.128.1A	010	3	715.1.005.1A	033	11	741.4.043.1A	029	2
671.1.028.1A	019	16	702.4.020.1A	010	29	711.1.130.1A	026	26	716.1.003.1A	035	3	741.4.043.1A	040	21
672.1.029.1A	020	7	702.4.033.1A	010	9	711.1.138.1A	019	10	716.1.022.1B	021	3	741.4.057.1A	040	10
672.1.034.1A	015	25	702.4.069.1A	008	5	711.1.160.1A	011	18	716.1.022.1B	034	8	741.4.058.1A	040	11
676.2.054.1A	025	25	702.5.008.1A	010	20	711.1.172.1A	007	7	716.1.043.1B	040	17	741.4.063.1A	040	12
676.4.044.1A	025	26	702.5.008.1A	011	3	712.1.018.1A	025	8	716.1.073.2A	008	13	741.4.067.1A	016	16
677.4.002.1A	001a	3	702.5.016.1A	004	14	712.1.029.1A	032	7	716.1.099.1A	008	17	741.4.092.1A	037	5
684.1.059.1A	034	6	702.5.019.1A	010	12	712.1.031.1A	032	8	716.1.106.1A	020	10	741.4.093.1A	037	6
684.1.067.1A	039	4	702.5.044.1A	003	29	712.1.034.1A	029	23	716.1.107.1B	022	15	741.4.112.1A	037	25
684.2.077.1A	030	15	702.5.045.1A	032	2	712.1.034.1A	031a	8	716.1.112.1A	022	6	741.5.034.1A	037	21
697.2.017.1A	039a	29	703.1.013.1A	026	12	713.1.012.1B	004	31	72094.1616	010	10	74172.1008	006	10
698.1.033.1A	001c	15	703.1.019.1A	015	30	713.1.014.1E	003	11	72121.2106	006	4	74172.1008	013	8
700.1.017.1E	025	9	703.5.006.2A	008	18	713.1.082.1A	017	22	732.1.019.1A	039a	15	74223.1045	034	5
700.1.036.1A	012	24	703.5.006.2A	013	1	713.1.137.1A	015	27	732.1.020.1A	038	27	74224.0570	004	24
700.1.040.1A	007	12	70610.8120	004	11	713.1.140.1A	010	14	73500.1440	012	11	74224.0570	006	7
700.1.040.1A	014	25	710.1.001.1A	009	13	713.1.157.1A	003	13	73500.1542	002	15	747.1.006.1B	033	5
700.1.040.1A	015	23	710.1.002.1A	004	23	713.1.187.1A	032	3	73500.1747	015	26	747.5.003.1A	029	9
700.1.043.1A	021	9	710.1.025.1A	033	4	713.1.192.1A	029	34	73503.3380	010	18	747.5.005.1B	029	28
700.1.049.1A	031	13	710.1.069.1A	010	21	713.1.196.1A	024	17	73503.3380	011	2	747.5.007.1A	026	1
700.1.049.1A	031a	2	710.1.070.1A	010	30	713.1.197.3A	024	2	737.4.021.1A	008	19	748.1.014.1C	024	1
CATALOGUE No: ISSUED:	915.1.223.2B 09 - 06						CATALOGUE No: ISSUED:	915.1.223.2B 09 - 06						

INDEX

CODE No.	Drwg.	POS. N.	CODE No.	Drwg.	POS. N.	CODE No.	Drwg.	POS. N.	CODE No.	Drwg.	POS. N.	CODE No.	Drwg.	POS. N.
748.1.036.1A	017	21	750.1.116.1A	032	10	764.1.068.1A	017	14	771.5.064.8B	038	10	771.5.123.8B	002	30
748.1.036.1A	022	19	750.1.117.1A	033	16	764.1.069.1A	022	7	771.5.065.8B	004	28	771.5.129.8B	009	8
748.1.036.1A	025	23	750.5.005.1A	012	3	764.1.073.1A	039a	20	771.5.066.8B	008	3	771.5.136.8B	010	24
748.1.036.1A	033	21	750.5.005.1A	020	16	764.1.074.1A	028	24	771.5.066.8B	011	24	771.5.141.8B	030	12
748.1.036.1A	039a	16	75113.2566	004	18	764.1.075.1A	021	2	771.5.066.8B	012	5	771.5.154.8B	018	2
748.1.036.1A	040	19	75162.2566	024	8	764.1.075.1A	038	23	771.5.066.8B	013	10	771.5.157.8B	026	17
748.1.039.1A	016	2	75191.3380	010	25	764.1.084.1A	039a	3	771.5.066.8B	014	11	771.5.431.8B	028	20
748.1.040.1A	002	23	75794.1542	010	17	764.1.090.1A	020	9	771.5.066.8B	015	13	771.5.665.8B	011	5
748.1.050.1A	010	8	758.1.021.1A	035	12	764.1.090.1A	034	7	771.5.067.8B	011	13	771.5.665.8B	017	26
748.4.002.1A	030	3	758.1.025.1A	014	28	76402.0002	003	17	771.5.069.8B	005	5	771.5.666.8B	031a	22
748.4.024.1AB	025	4	759.1.008.1A	025	1	766.1.059.1A	010	6	771.5.069.8B	009	10	771.5.667.8B	031a	10
748.4.033.1A	017	3	759.1.009.1A	024	12	766.4.017.2A	013	17	771.5.069.8B	011	6	771.5.669.2B	028	2
748.4.037.1AB	033	14	760.1.003.1B	034	4	766.4.018.1A	013	18	771.5.069.8B	012	22	771.5.723.8B	021	7
748.4.038.1A	021	10	764.1.002.1A	014	6	76835.1134	002	10	771.5.071.8B	011	17	771.5.723.8B	029	15
748.4.039.1A	030	16	764.1.002.1A	015	21	770.5.250.8B	010	15	771.5.071.8B	012	23	771.5.725.8B	026	22
748.4.100.1AB	037	13	764.1.003.1B	004	6	771.1.016.1A	033	15	771.5.071.8B	014	29	771.5.725.8B	031	8
748.4.100.1AB	039a	22	764.1.011.2A	029	25	771.1.026.1A	005	2	771.5.072.8B	008	2	771.5.725.8B	031a	24
749.4.004.1A	031a	17	764.1.011.2A	031a	13	771.1.026.3A	002	28	771.5.072.8B	010	4	771.5.727.8B	026	7
749.4.006.1AB	030	13	764.1.017.1A	038	34	771.1.027.1A	005	3	771.5.072.8B	010	31	771.5.937.8B	033	20
749.4.045.2A	018	10	764.1.022.1A	035	2	771.1.031.1A	033	12	771.5.072.8B	020	13	771.5.938.8B	033	19
749.5.001.1B	022	14	764.1.024.1A	017	23	771.5.040.8B	011	21	771.5.072.8B	035	14	772.1.004.2B	032	12
750.1.002.1B	004	25	764.1.029.1A	040	16	771.5.042.8B	019	12	771.5.073.8B	011	16	772.1.005.1B	025	19
750.1.007.1A	003	32	764.1.042.1A	017	15	771.5.042.8B	022	3	771.5.076.8B	026	27	772.1.010.3A	008	8
750.1.012.2A	006	3	764.1.057.1A	036	3	771.5.043.8B	004	4	771.5.078.8B	005	20	772.1.045.1A	026	10
750.1.018.1C	025	2	764.1.058.1A	036	4	771.5.047.8B	019	11	771.5.078.8B	012	12	772.1.045.1A	031	6
750.1.019.1B	024	13	764.1.066.1A	031	12	771.5.063.8B	029	26	771.5.079.8B	005	21	772.1.045.1A	031a	26
750.1.028.1A	039	11	764.1.066.1A	031a	3	771.5.063.8B	031a	21	771.5.080.8B	010	27	772.1.046.1A	020	5
CATALOGUE No: 915.1.223.2B ISSUED: 09 - 06						CATALOGUE No: 915.1.223.2B ISSUED: 09 - 06								

INDEX

CODE No.	Drwg.	POS. N.	CODE No.	Drwg.	POS. N.	CODE No.	Drwg.	POS. N.	CODE No.	Drwg.	POS. N.	CODE No.	Drwg.	POS. N.
772.1.047.1A	019	4	772.5.037.1A	028	12	779.1.039.1A	002	3	779.1.397.1A	027	9	791.1.061.1A	039a	27
772.1.047.1A	038	18	772.5.037.1A	039a	12	779.1.050.1A	039	7	779.1.415.1A	028	25	791.1.062.1A	037	17
772.1.050.1A	021	6	772.5.038.1A	022	4	779.1.099.1B	026	2	779.1.418.1A	031	18	791.2.026.2A	007	5
772.1.050.1A	026	9	773.5.065.8B	013	15	779.1.109.1A	006	2	779.1.418.1A	031a	14	799.1.025.1A	002	20
772.1.050.1A	033	22	773.5.120.8B	025	14	779.1.133.1A	014	24	779.1.434.1A	010	36	799.1.049.1A	002	1
772.1.050.1A	036	12	774.5.006.1A	037	8	779.1.133.1A	015	33	779.4.005.2A	018	4	799.1.051.2A	006	15
772.1.050.1A	037	15	775.1.007.1AB	039	9	779.1.162.2A	009	27	779.4.075.1A	011	14	799.1.055.1A	009	7
772.1.050.1A	039	13	775.1.008.1B	039a	26	779.1.198.2A	009	23	779.5.012.1B	016	15	799.1.061.3A	014	7
772.1.050.1A	039a	24	775.1.008.3A	032	15	779.1.198.2A	011	28	779.5.030.2A	013	4	799.1.061.3A	015	9
772.1.074.1A	019	18	775.1.008.3A	037	23	779.1.203.2A	002	7	779.5.046.1B	039	2	799.1.088.1B	018	7
772.1.074.1A	030	11	775.1.008.3A	038	22	779.1.206.1AB	031a	15	780.1.007.1A	017	6	799.1.089.1B	018	6
772.5.029.1A	029	22	775.1.008.3A	039a	25	779.1.213.1A	030	2	780.1.018.1A	009	6	799.1.166.1A	031	14
772.5.029.1A	030	6	775.1.017.1A	036	16	779.1.237.1B	029	27	780.2.047.1A	009	17	799.1.166.1A	031a	9
772.5.029.1A	032	21	775.1.017.1B	037	19	779.1.260.1A	017	17	780.5.001.1A	005	22	799.1.174.1A	029	30
772.5.029.1A	037	9	775.1.019.1A	038	29	779.1.292.2A	038	24	786.1.064.1A	007	10	799.1.175.1A	038	6
772.5.031.1B	020	11	775.1.021.1A	038	30	779.1.305.1A	031	10	786.1.086.1A	007	6	799.1.190.1A	039a	32
772.5.031.1B	021	4	775.1.031.1B	031a	19	779.1.305.1A	031a	5	787.1.008.1A	015	29	799.1.194.1A	017	19
772.5.031.1B	022	10	775.1.031.1B	038	3	779.1.326.1A	036	11	787.1.011.1A	010	19	799.1.252.1A	031	17
772.5.031.1B	029	20	775.1.033.1B	025	24	779.1.328.1A	024	4	787.1.011.1A	035	8	799.1.252.1A	031a	31
772.5.031.1B	030	7	775.1.036.1A	013	14	779.1.335.1A	034	13	788.1.052.1A	005	7	799.2.077.2A	009	14
772.5.031.1B	034	9	775.5.013.1A	040	18	779.1.337.1A	039a	10	788.1.054.2A	012	4	799.4.005.1A	024	18
772.5.031.1B	035	4	776.5.032.8A	016	5	779.1.341.1B	036	6	788.1.076.1A	011	22	799.4.006.1A	039a	7
772.5.032.1A	017	8	777.5.049.8B	011	10	779.1.351.1A	037	29	788.1.076.1AA	011	22	8000.36726	022	26
772.5.032.1A	029	38	777.5.052.8B	039a	30	779.1.366.1AB	027	6	788.1.076.1AB	011	22	8000.70139	001a	8
772.5.032.1A	038	13	777.5.056.8B	039a	17	779.1.366.1AB	028	11	788.1.080.1A	039	12	801.1.027.1A	016	4
772.5.033.1A	017	25	779.1.007.2A	006	9	779.1.366.1AB	029	7	790.1.012.1A	017	28	806.1.017.1AA	030	5
772.5.033.1A	033	23	779.1.029.2A	010	2	779.1.371.1A	023	3	790.1.013.1A	017	12	806.1.017.1AT	030	5
CATALOGUE No: ISSUED:			915.1.223.2B 09 - 06			CATALOGUE No: ISSUED:			915.1.223.2B 09 - 06					

INDEX

CODE No.	Drwg.	POS. N.	CODE No.	Drwg.	POS. N.	CODE No.	Drwg.	POS. N.	CODE No.	Drwg.	POS. N.	CODE No.	Drwg.	POS. N.	
808.1.056.1A	039a	13	826.1.009.1A	002	33	830.1.278.1B	019	22	840.1.017.1A	14/15	19	840.1.049.1B	14/15	17	
80N0.21507	031	15	826.1.012.1A	010	11	830.1.279.1A	036	7	840.1.018.1A	14/15	19	840.1.050.1B	14/15	17	
80N0.21507	031a	29	827.1.115.1B	031	3	830.1.280.1A	036	8	840.1.019.1A	14/15	19	840.1.051.1B	14/15	17	
814.1.114.1A	001c	8	827.1.115.1B	031a	30	830.1.282.1B	025	21	840.1.019.1A	14/15	19	840.1.052.1B	14/15	17	
814.1.179.1A	040	1	827.1.139.2B	018	8	830.1.284.1A	011	20	840.1.020.1A	14/15	19	840.1.053.1B	14/15	17	
814.1.180.1A	040	22	827.1.157.1A	040	15	830.1.286.1A	028	9	840.1.021.1A	14/15	19	840.1.054.1B	14/15	17	
814.1.183.1A	040	4	827.1.191.4A	022	11	830.1.292.2A	040	14	840.1.022.1A	14/15	19	840.1.055.1B	14/15	17	
814.4.010.1A	037	12	827.1.279.1A	031a	18	830.1.295.2A	017	24	840.1.023.1A	14/15	19	840.1.056.1B	14/15	17	
815.1.022.1A	010	35	827.1.294.1A	020	4	830.1.298.2A	033	24	840.1.024.1A	14/15	19	840.1.057.1B	14/15	17	
815.1.022.1A	035	7	827.1.295.1A	020	8	832.1.003.1C	032	11	840.1.025.1A	14/15	19	840.1.058.1B	14/15	17	
815.1.028.1A	009	21	827.1.300.1A	039a	14	832.1.028.1A	036	10	840.1.026.1A	14/15	19	840.1.059.1B	14/15	17	
818.2.009.1A	004	3	827.1.308.1A	038	1	832.1.033.1B	036	9	840.1.027.1A	14/15	19	840.2.001.1A	014	19	
819.1.043.1A	024	11	827.1.309.1A	038	2	840.1.001.1A	14/15	19	840.1.028.1A	14/15	19	840.2.001.1A	015	16	
819.2.042.1A	025	13	827.1.311.1A	032	23	840.1.002.1A	14/15	19	840.1.029.1A	14/15	19	840.2.002.1B	014	17	
821.1.001.1A	002	26	827.1.312.2A	037	18	840.1.003.1A	14/15	19	840.1.030.1A	14/15	19	840.2.002.1B	015	14	
821.1.068.1B	031	4	829.1.136.1A	022	28	840.1.004.1A	14/15	19	840.1.031.1A	14/15	19	841.1.002.2A	004	2	
821.1.068.1B	031a	28	829.1.141.1C	028	13	840.1.005.1A	14/15	19	840.1.032.1A	14/15	19	841.1.037.1A	038	7	
821.1.070.1A	002	17	829.1.190.1A	019	3	840.1.006.1A	14/15	19	840.1.033.1A	14/15	19	848.4.023.1A	031a	16	
821.1.111.2A	014	15	829.1.235.1A	015	31	840.1.007.1A	14/15	19	840.1.034.1A	14/15	19	848.4.026.1A	033	7	
821.1.111.2A	015	10	829.1.401.1A	019	25	840.1.008.1A	14/15	19	840.1.041.1B	14/15	17	848.4.027.1A	033	6	
821.1.170.1A	031a	11	829.1.406.1A	020	1	840.1.009.1A	14/15	19	840.1.042.1B	14/15	17	850.1.015.1A	029	11	
821.1.191.1A	039a	31	829.1.410.1A	020	2	840.1.010.1A	14/15	19	840.1.043.1B	14/15	17	850.1.021.1A	037	26	
824.1.072.1A	031a	4	829.1.432.2A	021	5	840.1.012.1A	14/15	19	840.1.044.1B	14/15	17	850.4.055.1A	022	17	
824.1.079.1A	031	7	829.1.468.2A	021	11	840.1.014.1A	14/15	19	840.1.045.1B	14/15	17	850.4.063.1A	039a	8	
824.1.080.1A	031a	25	829.1.472.1B	022	2	840.1.015.1A	14/15	19	840.1.046.1B	14/15	17	850.4.082.1A	039	5	
824.2.071.1A	031	11	829.4.002.1A	040	20	840.1.015.1A	14/15	19	840.1.047.1B	14/15	17	850.5.001.1A	039a	18	
825.1.035.1A	025	17	830.1.277.1B	019	23	840.1.016.1A	14/15	19	840.1.048.1B	14/15	17	851.1.001.1B	004	9	
CATALOGUE No: ISSUED:	915.1.223.2B 09 - 06						CATALOGUE No: ISSUED:	915.1.223.2B 09 - 06							

INDEX

CODE No.	Drwg.	POS. N.	CODE No.	Drwg.	POS. N.	CODE No.	Drwg.	POS. N.	CODE No.	Drwg.	POS. N.	CODE No.	Drwg.	POS. N.
851.1.004.1A	003	31	852.1.104.2F	006	11	852.1.195.1A	009	28	856.1.089.1A	038	25	881.1.010.1C	012	18
851.1.013.1A	008	11	852.1.104.2G	006	11	852.1.197.1A	013	13	856.1.091.1A	022	24	881.1.012.1A	002	32
851.1.019.1A	006	12	852.1.104.2I	006	11	852.5.001.1C	022	13	856.5.001.1A	039a	19	881.1.051.1A	011	26
851.4.001.1A	004	5	852.1.104.2J	006	11	852.5.003.1B	039a	23	863.1.001.1D	025	11	881.2.001.1A	004	19
852.1.005.1A	002	14	852.1.120.1A	009	3	852.5.005.1A	009	18	863.1.002.1A	012	14	882.1.003.1A	008	14
852.1.008.1A	005	10	852.1.120.1A	011	7	852.5.019.1A	038	17	866.1.036.1A	039a	4	882.1.006.1A	002	16
852.1.024.1A	039	10	852.1.148.1B	022	8	852.5.023.1A	014	23	866.1.047.1A	036	13	882.1.012.1A	012	15
852.1.053.2A	002	2	852.1.151.1A	031a	7	852.5.023.1A	015	22	866.1.058.1A	026	29	884.4.011.1A	007	2
852.1.055.1A	025	3	852.1.152.1A	029	33	852.5.024.1A	002	5	866.1.061.1A	030	14	884.4.025.1A	038	8
852.1.057.1A	024	14	852.1.153.1A	029	31	852.5.024.1A	005	15	866.1.061.1A	038	11	884.4.042.1A	009	24
852.1.058.2A	025	6	852.1.156.1A	039a	35	852.5.024.1A	017	5	866.2.048.2A	038	20	884.5.003.1A	031	2
852.1.059.1A	025	15	852.1.163.1A	017	16	852.5.024.1A	027	11	866.2.049.2A	038	19	884.5.003.1A	031a	6
852.1.065.1B	031	19	852.1.167.1A	022	5	852.5.024.1A	028	10	872.1.016.1A	032	13	884.5.004.1A	025	18
852.1.065.1B	031a	1	852.1.169.1A	036	5	852.5.024.1A	029	6	872.1.026.1A	030	4	884.5.034.1A	002	22
852.1.065.1B	036	14	852.1.172.1A	002	29	852.5.024.1A	035	10	872.1.041.1A	033	18	884.5.034.1A	008	6
852.1.094.1A	002	19	852.1.172.1A	038	9	852.5.026.1A	010	37	872.1.042.1A	033	17	884.5.035.1A	005	11
852.1.103.1A	026	4	852.1.173.1A	013	2	853.1.002.1A	009	9	872.1.043.1A	038	32	884.5.036.1A	009	25
852.1.104.1A	006	11	852.1.174.1A	002	31	853.1.003.1A	011	27	872.1.044.1A	038	31	884.5.036.1A	012	7
852.1.104.1B	006	11	852.1.176.1A	011	25	853.1.004.1A	009	11	872.1.045.1A	030	9	886.1.013.1A	040	2
852.1.104.1H	006	11	852.1.176.1A	014	27	853.5.009.1A	012	2	872.4.044.1A	032	19	886.1.015.1A	037	28
852.1.104.1K	006	11	852.1.176.1A	030	8	853.5.010.1A	020	17	873.1.037.1A	009	2	886.1.018.1A	037	27
852.1.104.1L	006	11	852.1.176.1A	035	9	856.1.001.1A	003	6	875.1.065.1A	001c	3	886.4.028.1A	015	28
852.1.104.1M	006	11	852.1.179.1A	031	16	856.1.031.1A	003	16	875.1.076.2A	033	2	886.4.033.1A	011	23
852.1.104.1N	006	11	852.1.186.1A	017	9	856.1.062.2A	008	16	876.1.087.1A	034	10	886.4.035.1A	011	8
852.1.104.2C	006	11	852.1.186.1A	022	20	856.1.064.2A	010	7	876.1.088.1A	034	11	886.4.037.1A	009	4
852.1.104.2D	006	11	852.1.186.1A	037	4	856.1.071.1A	012	9	877.1.094.1A	029	3	886.4.043.1A	004	27
852.1.104.2E	006	11	852.1.195.1A	005	17	856.1.074.2A	013	20	877.2.005.1A	034	14	886.4.049.1A	037	7
CATALOGUE No: ISSUED:			915.1.223.2B 09 - 06			CATALOGUE No: ISSUED:			915.1.223.2B 09 - 06					

INDEX

CODE No.	Drwg.	POS. N.	CODE No.	Drwg.	POS. N.	CODE No.	Drwg.	POS. N.	CODE No.	Drwg.	POS. N.	CODE No.	Drwg.	POS. N.
886.4.055.1A	036	17	88713.1344	001a	13	88765.1374	001b	4	93827.0114	010	28			
886.4.060.1A	013	11	88713.1429	001	9	893.2.013.1A	005	14	94247.0014	005	19			
886.5.003.1A	025	16	88713.1749	001	24	893.4.005.1A	029	5	94247.0014	010	5			
886.5.042.1A	022	27	88713.1994	001	25	893.4.007.1A	028	7	94247.0014	011	15			
88700.5644	001	31	88713.2011	001	17	893.4.008.1A	027	13	97900.0002	001b	2			
88700.5665	001	27	88713.2036	001	19	894.2.009.1A	009	19	97900.0003	001c	23			
88700.5749	001	20	88713.2092	001	28	895.2.001.1A	036	15	97900.0211	001b	7			
88713.0123	001	5	88713.2103	001	3	913.7.076.1N	039a	34	97900.0215	001b	1			
88713.0137	001	11	88713.2133	001	26	926.1.004.2A	038	33	97900.0216	001b	5			
88713.0262	001	29	88713.2282	001	30	930.1.004.1B	026	5	97900.0217	001b	15			
88713.0844	001	33	88713.2355	001	1	930.4.022.1A	010	13	97900.0218	001c	18			
88713.0874	001	6	88713.2362	001	32	930.4.023.1A	003	14	97900.0219	001b	10			
88713.0875	001	8	88713.2409	001a	6	930.4.034.1A	005	18	97900.0220	001c	21			
88713.0879	001	7	88713.2669	001	35	930.4.035.1A	004	16	97900.0221	001c	22			
88713.0957	001a	12	88713.2676	001	2	930.4.049.1A	003	30	97900.0222	001b	9			
88713.1038	001a	4	88765.0999	001	16	930.4.052.1A	024	6	97900.0223	001b	11			
88713.1058	001a	7	88765.1000	001	15	930.4.061.1A	013	7	97900.0224	001b	6			
88713.1062	001a	9	88765.1005	001	15	930.4.091.1A	005	9	97900.0225	001b	8			
88713.1068	001a	2	88765.1006	001	15	930.5.012.1A	032	4	97900.0226	001b	12			
88713.1071	001a	10	88765.1058	001	13	93781.1824	033	9	97900.0227	001c	7			
88713.1072	001a	1	88765.1086	001	22	93783.1524	011	11	97900.0228	001c	12			
88713.1073	001a	5	88765.1126C	001c	24	93785.1830	010	16	97900.0229	001b	13			
88713.1078	001	12	88765.1126T	001c	16	93823.0128	004	32	97900.0230	001c	20			
88713.1079	001	14	88765.1126V	001b	14	93823.2018	004	30	97900.0231	001c	17			
88713.1091	001	21	88765.1297	001	23	93823.3156	010	34	97900.0232	001b	16			
88713.1096	001a	11	88765.1298	001	18	93827.0114	005	12	98112.0002	001	4			
88713.1215	001	34	88765.1371	001b	3	93827.0114	009	22						