

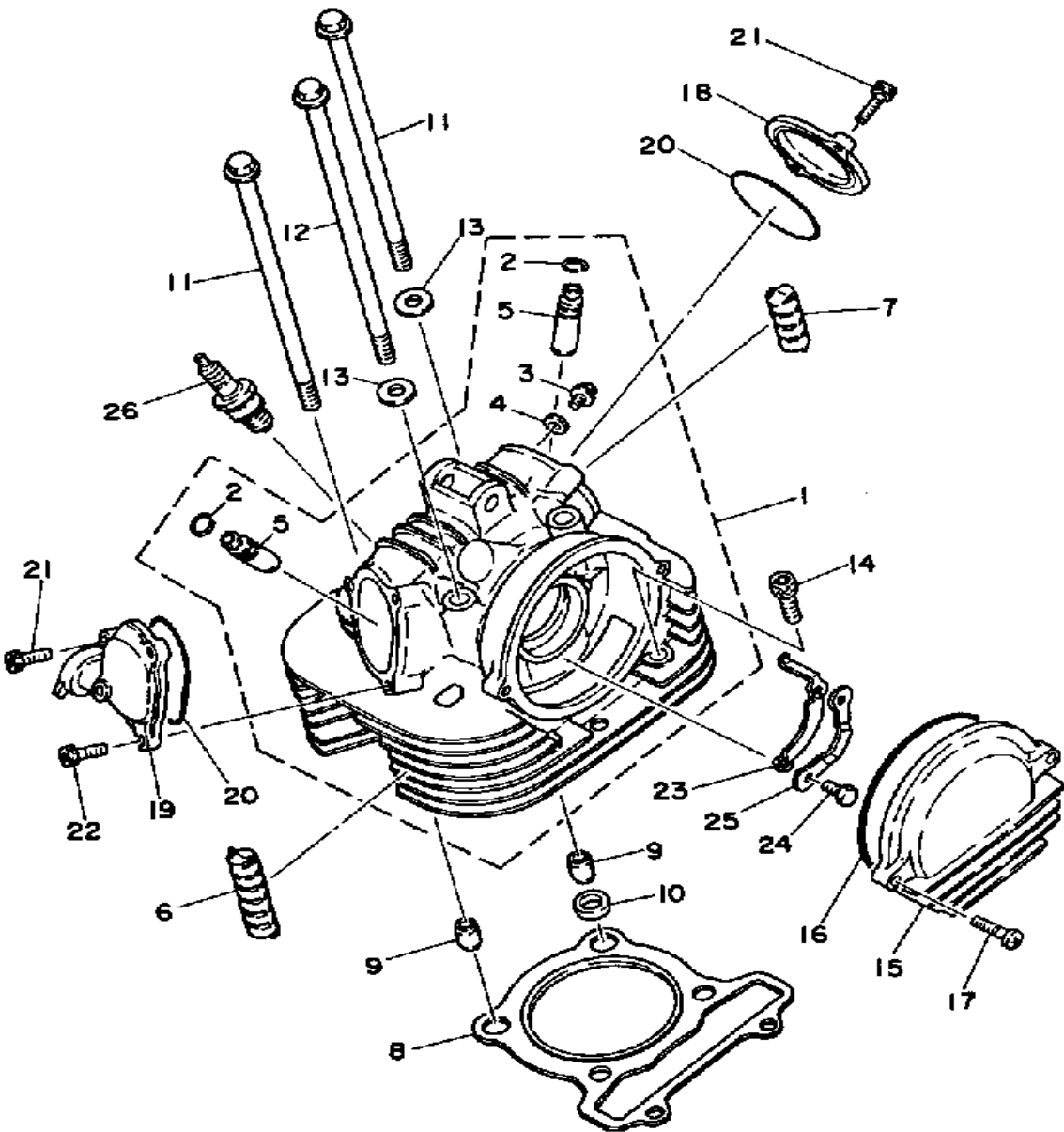
YAMAHA

GENUINE

PARTS CATALOGUE

MOTORCYCLE

CYLINDER HEAD XT250K - KC

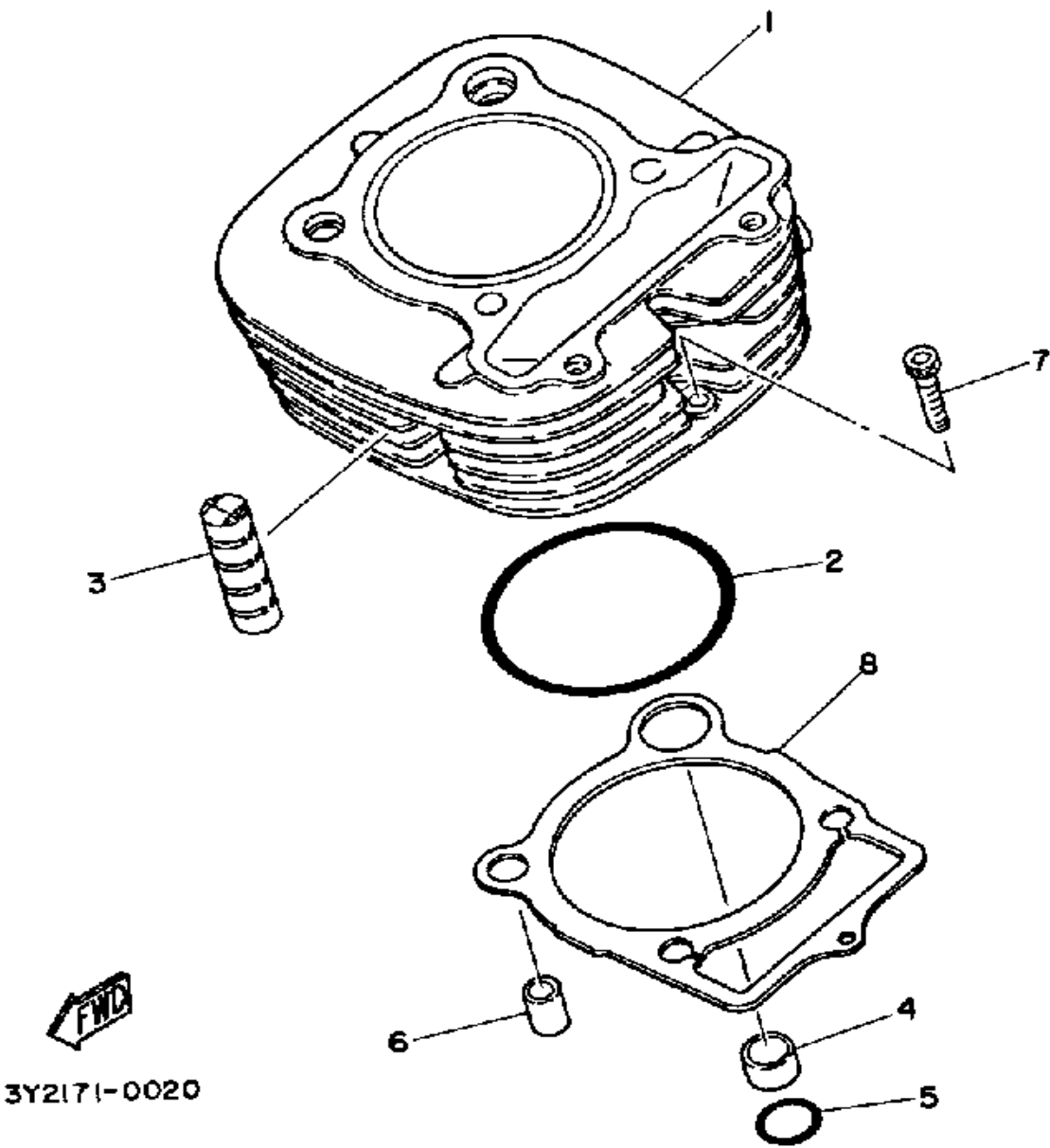


Ref. No.	Part Number	Description	Qty	Remarks
1	3Y1-11110-00-00	CYLINDER HEAD ASSEMBLY .	1	
2	93440-12052-00	. CIRCLIP	2	
3	90153-06045-00	. SCREW, HEXAGON	1	
4	90430-06014-00	. GASKET	1	
5	3Y1-11133-10-00	. GUIDE, INTAKE VALVE	2	
6	583-11127-00-00	ABSORBER 3	3	
7	3Y1-11166-00-00	PIPE, BREATHER 1	1	
8	3Y1-11181-09-00	GASKET, CYLINDER HEAD 1 .	1	
9	99530-14016-00	PIN, DOWEL	2	
10	90430-14131-00	GASKET	1	
11	90105-10140-00	BOLT, WASHER BASED	2	
12	90105-10139-00	BOLT, WASHER BASED	2	
13	90201-10128-00	WASHER, PLATE	3	
14	91316-08050-00	BOLT	2	
15	3Y1-11185-00-00	COVER, CYLINDER HEAD SIDE 1	1	
16	93211-06635-00	O-RING	1	
17	98506-06025-00	SCREW, PAN HEAD	2	
18	3Y1-11186-00-00	COVER, CYLINDER HEAD SIDE 2	1	
19	3Y1-11187-00-00	COVER, CYLINDER HEAD 3CYLINDER HEAD SIDE 3	1	
20	93210-57634-00	O-RING	2	
21	91316-06020-00	BOLT, SOCKET HEAD	4	
22	90109-06556-00	BOLT	1	
23	3Y1-1111F-00-00	PLATE	1	
24	97013-06012-00	BOLT	2	
25	90215-06162-00	WASHER, LOCK	1	
26	(94701-00141-00)	SPLUG SR250G/SG	1	U.R.
	NGK-BP7ES-00-00	PLUG, SPARK (NGK BP-7ES) .	1	U.R.

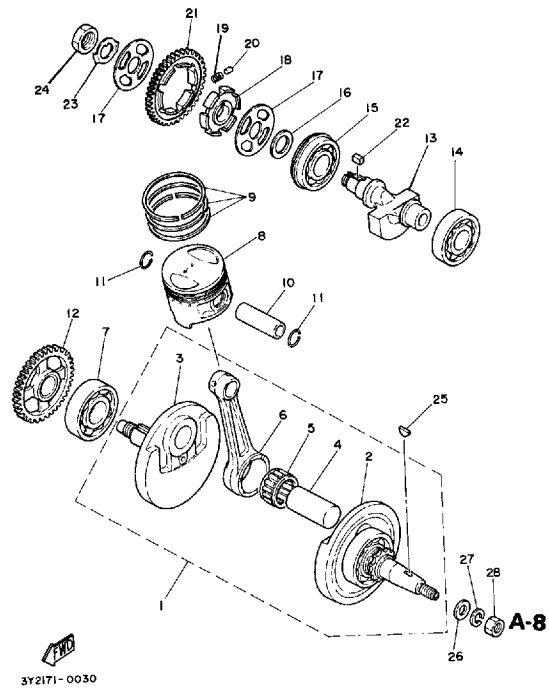
FWD
3Y2171 - 0010

CYLINDER XT250K - KC

Ref. No.	Part Number	Description	Qty	Remarks
1	3Y1-11310-00-00	CYLINDER	1	
2	93210-81411-00	O-RING	1	
3	583-11127-00-00	ABSORBER 3	4	
4	90387-16547-00	COLLAR	1	
5	93210-18322-00	O-RING	1	
6	99530-14016-00	PIN, DOWEL	1	
7	90110-06138-00	BOLT, HEX SKT HEAD	1	
8	3Y1-11351-01-00	GASKET, CYLINDER	1	



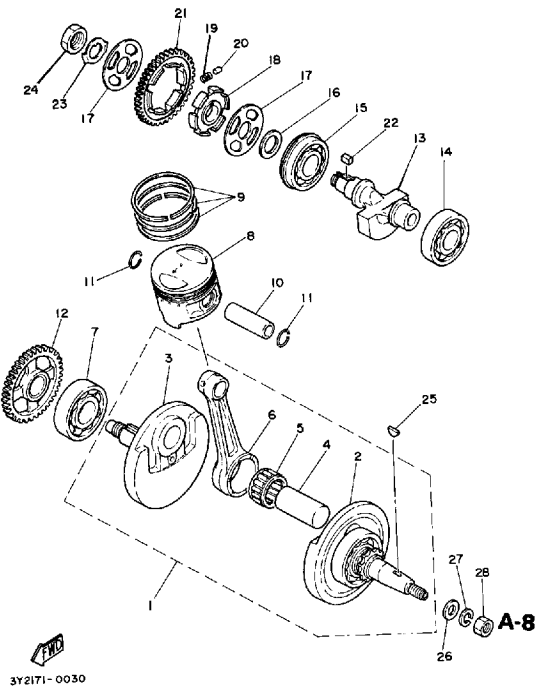
FWC
3Y2171-0020



CRANKSHAFT - PISTON

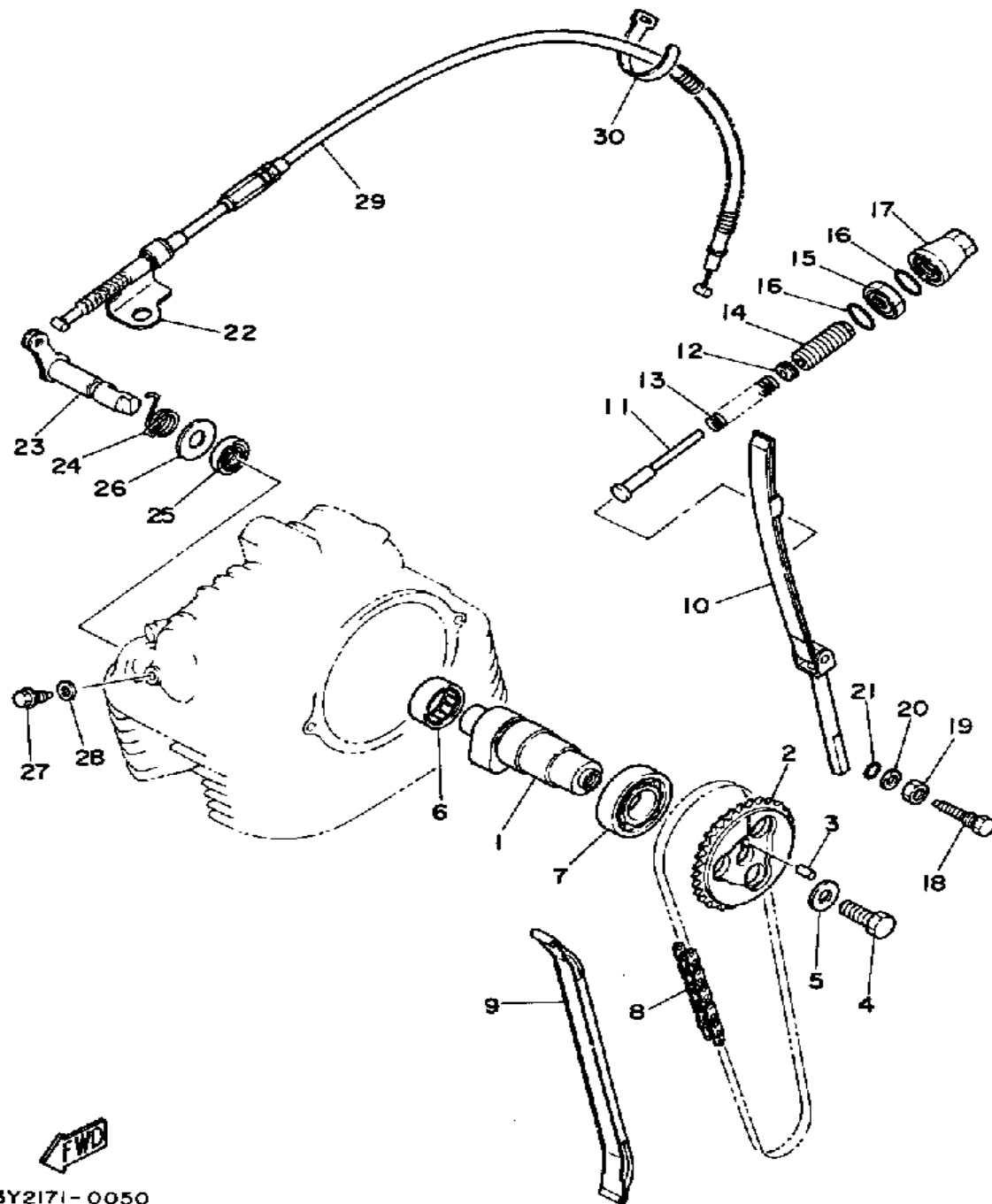
Ref. No.	Part Number	Description	Qty	Remarks
1	3Y1-11400-00-00	CRANKSHAFT ASSEMBLY . . .	1	
2	3Y1-11412-09-00	. CRANK 1	1	
3	3Y1-11422-01-00	. CRANK 2	1	
4	3Y1-11681-00-00	. PIN, CRANK 1	1	
5	93310-831H1-00	BEARING, CYLINDER.# 0	1	
6	3Y1-11651-02-00	. ROD CONNECTING	1	
7	93306-30630-00	BEARING	1	
8	3Y1-11631-00-A0	PISTON STD	1	SIZE A
	3Y1-11636-00-00	PISTON 2 O/S 0. 0	1	ALT. PART
	3Y1-11638-00-00	PISTON 4 O/S 1. 0	1	ALT. PART
9	3Y1-11610-00-00	PISTON RINGSET STD	1	
	3Y1-11610-20-00	PISTON RINGSET 2ND	1	ALT. PART
	3Y1-11610-40-00	PISTON RINGSET 4TH	1	ALT. PART
10	447-11633-00-00	PIN, PISTON	1	
11	93450-22027-00	CIRCLIP	2	
12	3Y1-11536-00-00	GEAR, DRIVE (43T)	1	
13	3Y1-11454-00-00	WEIGHT 1	1	
14	93306-30525-00	BEARING (B6305)	1	
15	93306-30526-00	BEARING	1	
16	90201-20792-00	WASHER, PLATE	1	
17	(3Y1-11565-00-00)	WASHER, BEARING CVR	2	
18	3Y1-11496-00-00	BOSS, BUFFER	1	
19	90501-21133-00	SPRING, COMPRESSION	6	
20	93605-10090-00	PIN, DOWEL	3	
21	3Y1-11531-01-00	GEAR, BALANCE (43T)	1	
22	90282-05013-00	KEY, STRAIGHT	1	
23	90215-20158-00	WASHER, LOCK	1	
24	90179-16018-00	NUT	1	
25	90280-16053-00	KEY, WOODRUFF	1	

CONTINUED ON NEXT FRAME ➤



CRANKSHAFT - PISTON

Ref. No.	Part Number	Description	Qty	Remarks
26	90201-12593-00	WASHER, PLATE	1	
27	92901-12100-00	WASHER, SPRING	1	
28	90170-12347-00	NUT, HEXAGON	1	



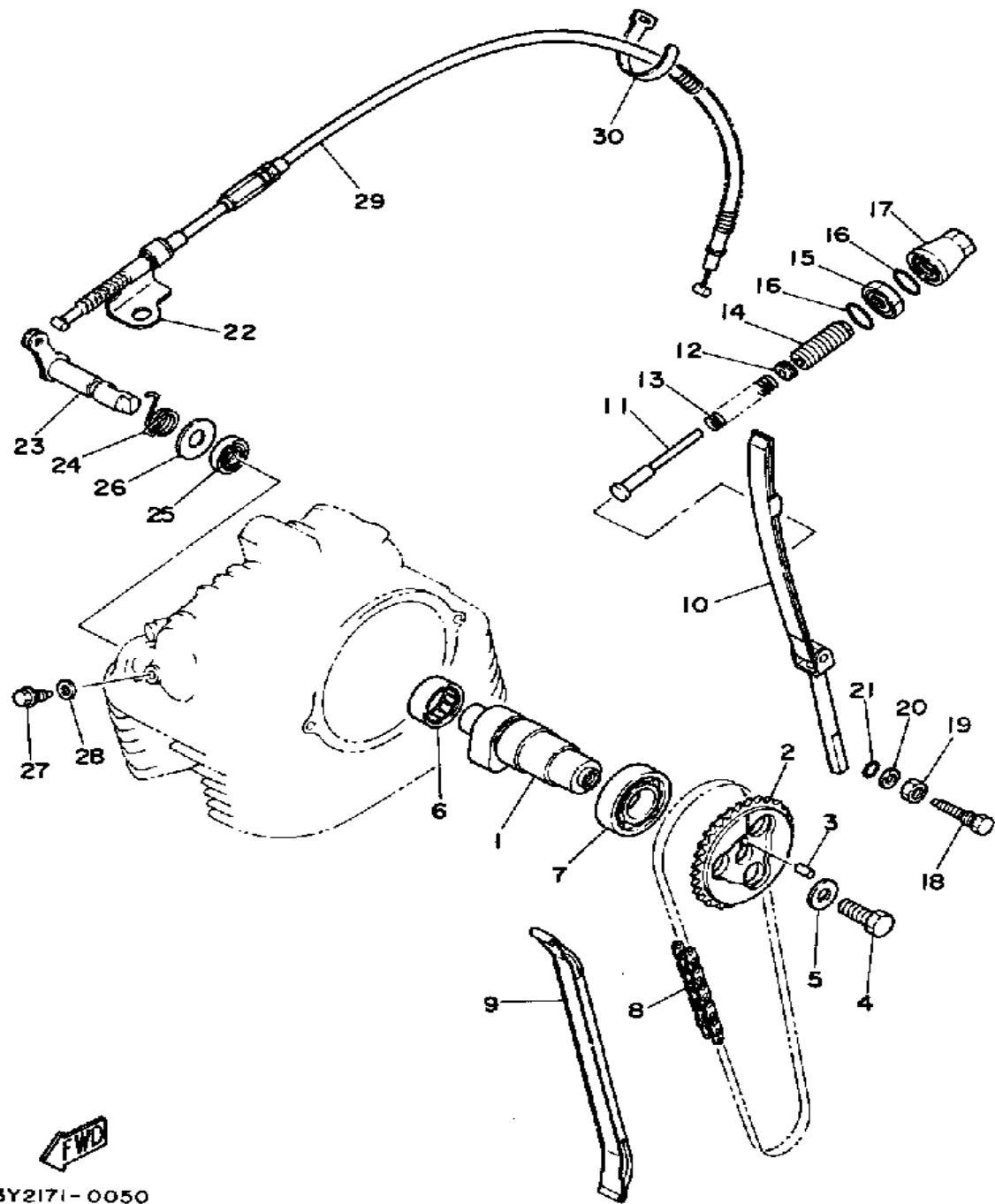
3Y2171-0050

CAMSHAFT - CHAIN

Ref. No.	Part Number	Description	Qty	Remarks
1	99999-01444-00	CAMSHAFT ASSEMBLY 1 (3Y1-12170-00)	1	
2	3Y1-12176-00-00	SPROCKET, CAM CHAIN	1	
3	93604-10011-00	PIN, DOWEL	1	
4	90101-10303-00	BOLT	1	
5	90201-10774-00	WASHER, PLATE	1	
6	93315-32516-00	BEARING	1	
7	93306-00501-00	BEARING (B6005)	1	
8	94500-02090-00	CHAIN (BF05M 90L)	1	
9	3Y1-12231-01-00	GUIDE, STOPPER 1	1	
10	3Y1-12241-00-00	GUIDE, STOPPER 2	1	
11	3Y1-12217-00-00	ROD, CHN TENSIONER	1	
12	3Y1-12232-00-00	DAMPER	1	
13	90501-10587-00	SPRING, COMPRESSION	1	
14	90149-14182-00	SCREW, SPEC'L SHAPE	1	
15	90179-14298-00	NUT, SPEC'L SHAPE	1	
16	93210-16629-00	O-RING	2	
17	3Y1-12212-00-00	CASE, CHAIN TENSNR	1	
18	90109-08600-00	BOLT	1	
19	95303-08700-00	NUT	1	
20	92990-06200-00	WASHER	1	
21	93210-06632-00	O-RING	1	
22	3Y1-12283-00-00	BRACKET, DCOMP	1	
23	3Y1-12288-00-00	CAM, DCOMP	1	
24	90508-16428-00	SPRING, TORSION	1	
25	93102-12321-00	OIL SEAL, SD-TYPE	1	
26	90201-12588-00	WASHER, PLATE	1	
27	90109-06418-00	BOLT	1	
28	90430-06014-00	GASKET	1	

CONTINUED ON NEXT FRAME ➤

CAMSHAFT - CHAIN

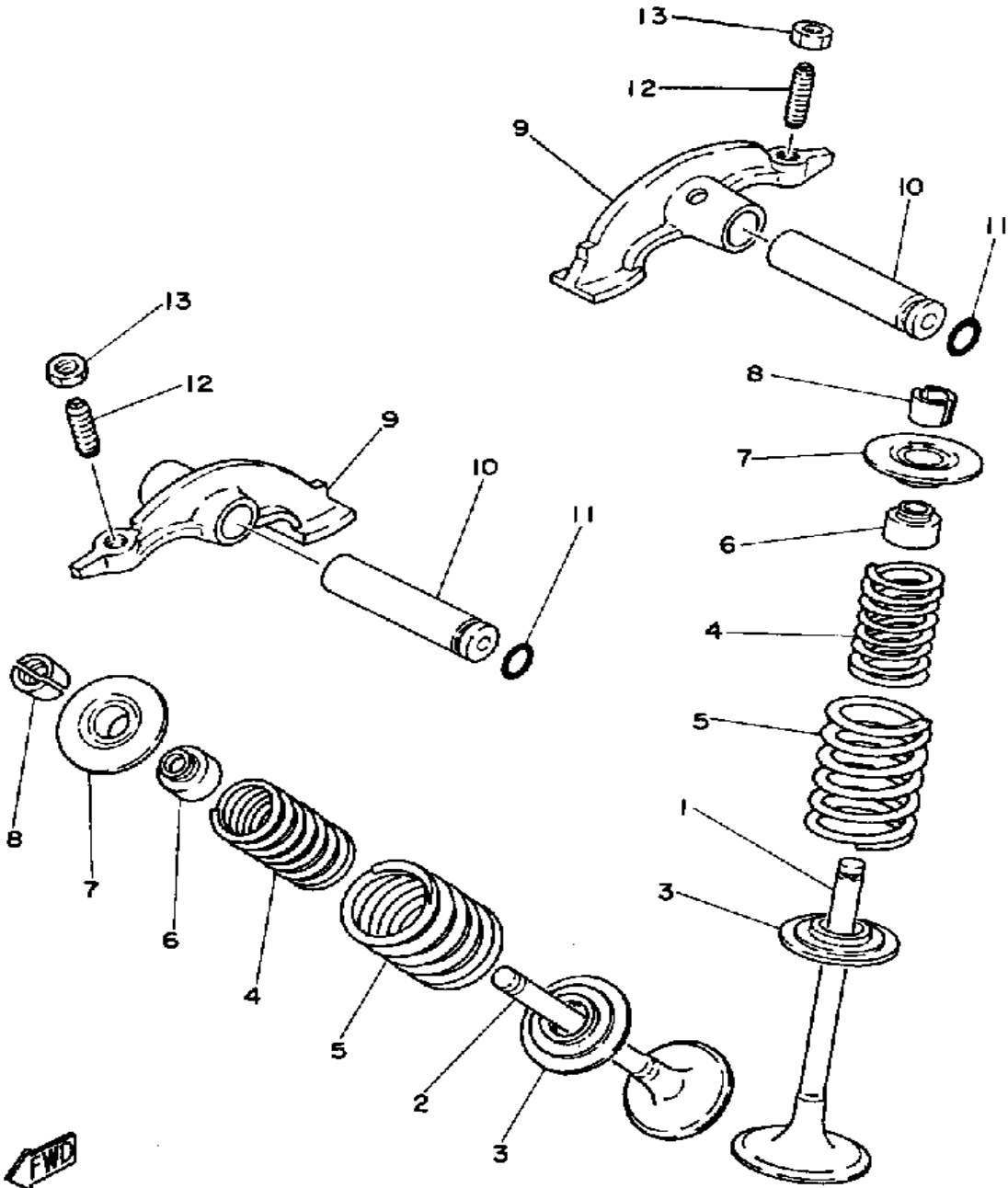


Ref. No.	Part Number	Description	Qty	Remarks
29	3Y1-12292-00-00	CABLE, DCOMP	1	
30	437-83936-01-00	BAND, SWITCH CORD	1	

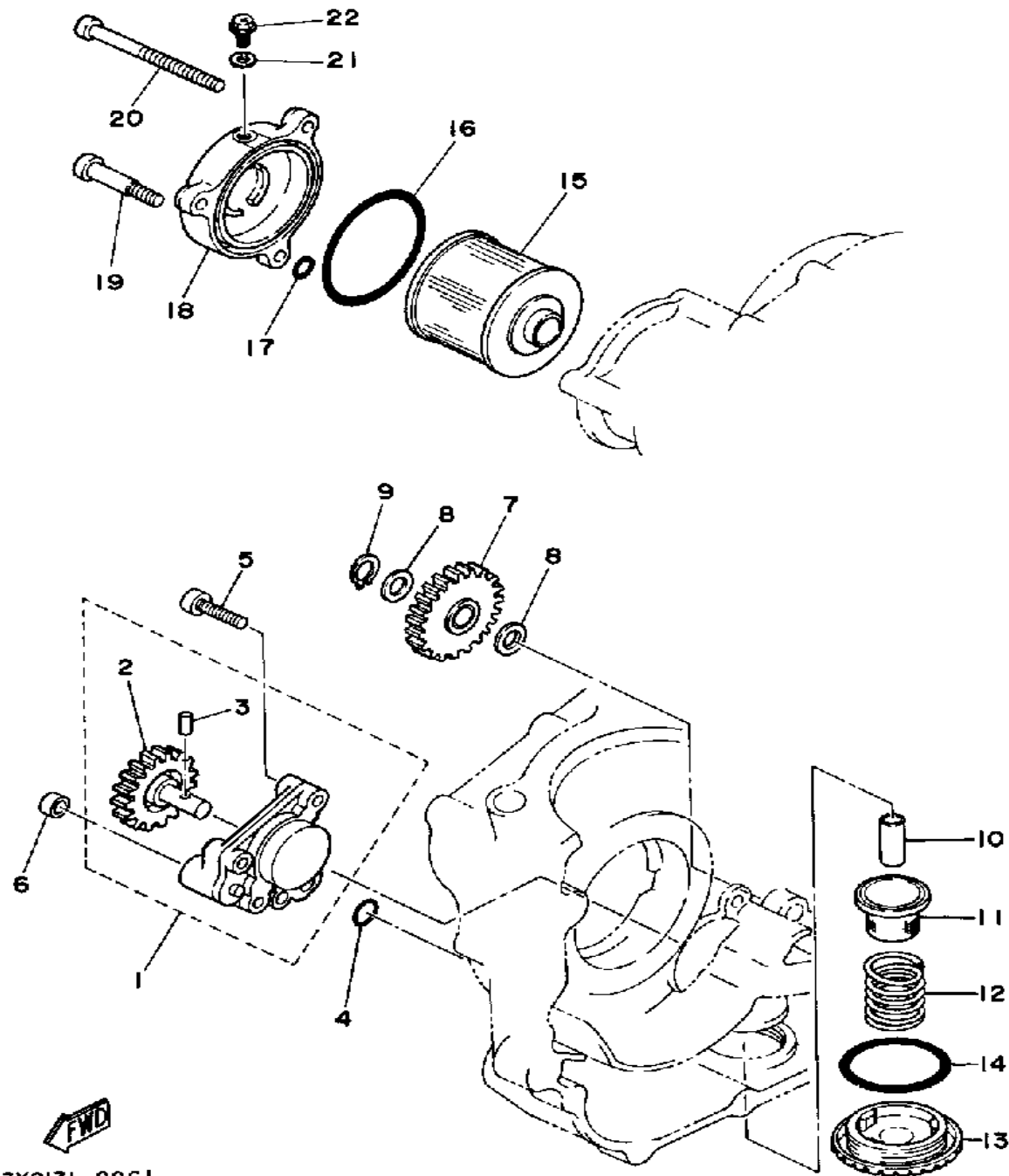

3Y2171-0050

VALVE

Ref. No.	Part Number	Description	Qty	Remarks
1	3Y1-12111-01-00	VALVE, INTAKE	1	
2	3Y1-12121-01-00	VALVE, EXHAUST	1	
3	3Y1-12116-00-00	SEAT, VALVE SPRING	2	
4	3Y1-12113-01-00	SPRING, VALVE INNER	2	
5	3Y1-12114-01-00	SPRING, VALVE OUTER	2	
6	1J7-12119-01-00	SEAL, VALVE STEM	2	
7	3Y1-12117-01-00	RETAINER, VALVE SPRING ..	2	
8	1J7-12118-00-00	COTTER, VALVE	4	
9	99999-01443-00	ARM, VALVE ROCKER	2	
10	3Y1-12156-00-00	SHAFT, ROCKER 2	2	
11	93210-09350-00	O-RING	2	
12	3Y1-12159-00-00	SCREW, VALVE ADJUSTING ..	2	
13	90170-06128-00	NUT	2	



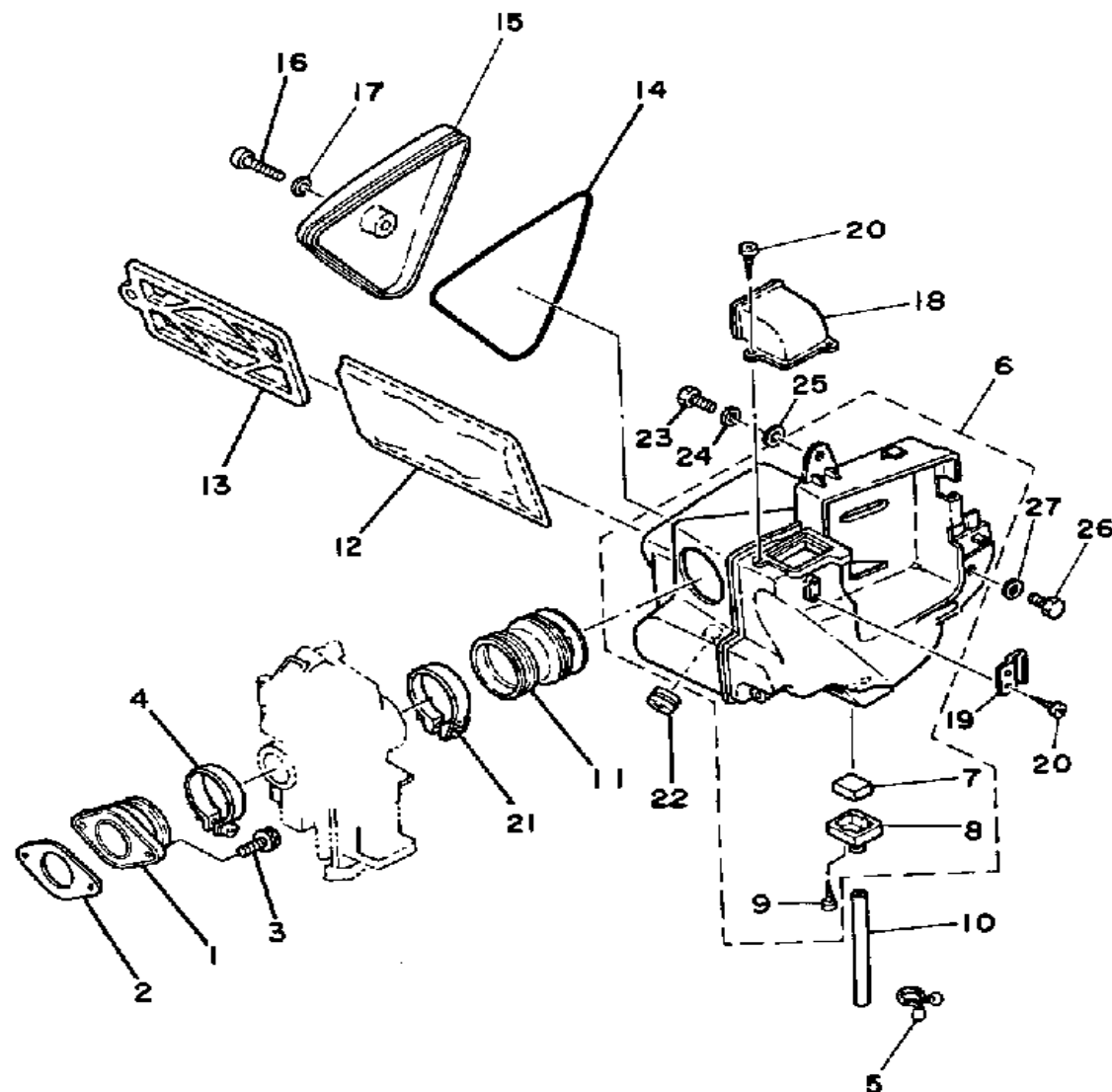
3Y2171-0040



3Y2171-0061

OIL PUMP

Ref. No.	Part Number	Description	Qty	Remarks
1	3Y6-13300-01-00	OIL PUMP ASSEMBLY (3Y1-13300-01)	1	
2	3Y6-13326-01-00	. GEAR, PUMP DRIVEN 2 (23T)	1	
3	93603-12030-00	. PIN, DOWEL	1	
4	93210-10096-00	O-RING	1	
5	98511-06025-00	SCREW PAN HEAD (92501-06025)	3	
6	90430-06156-00	GASKET	1	
7	3Y1-13341-00-00	GEAR, OIL PUMP IDLE	1	
8	90201-10119-00	WASHER, PLATE	2	
9	99009-10400-00	CIRCLIP	1	
10	2XK-13416-00-00	PIPE, OIL 1	1	
11	51Y-13411-00-00	STRAINER, OIL	1	
12	90501-18576-00	SPRING, COMPRESSION	1	
13	3Y1-15351-01-00	PLUG, DRAIN	1	
14	93210-40745-00	O-RING	1	
15	4X7-13440-90-00	ELMNT ASSEMBLY, OIL CLNR	1	
16	93210-64297-00	O-RING	1	
17	93210-07135-00	O-RING	1	
18	583-13447-01-00	COVER, OIL ELEMENT	1	
19	90109-06419-00	BOLT	1	
20	98506-06075-00	SCREW, PAN HEAD	2	
21	90430-05126-00	GASKET	1	
22	90149-05110-00	SCREW	1	

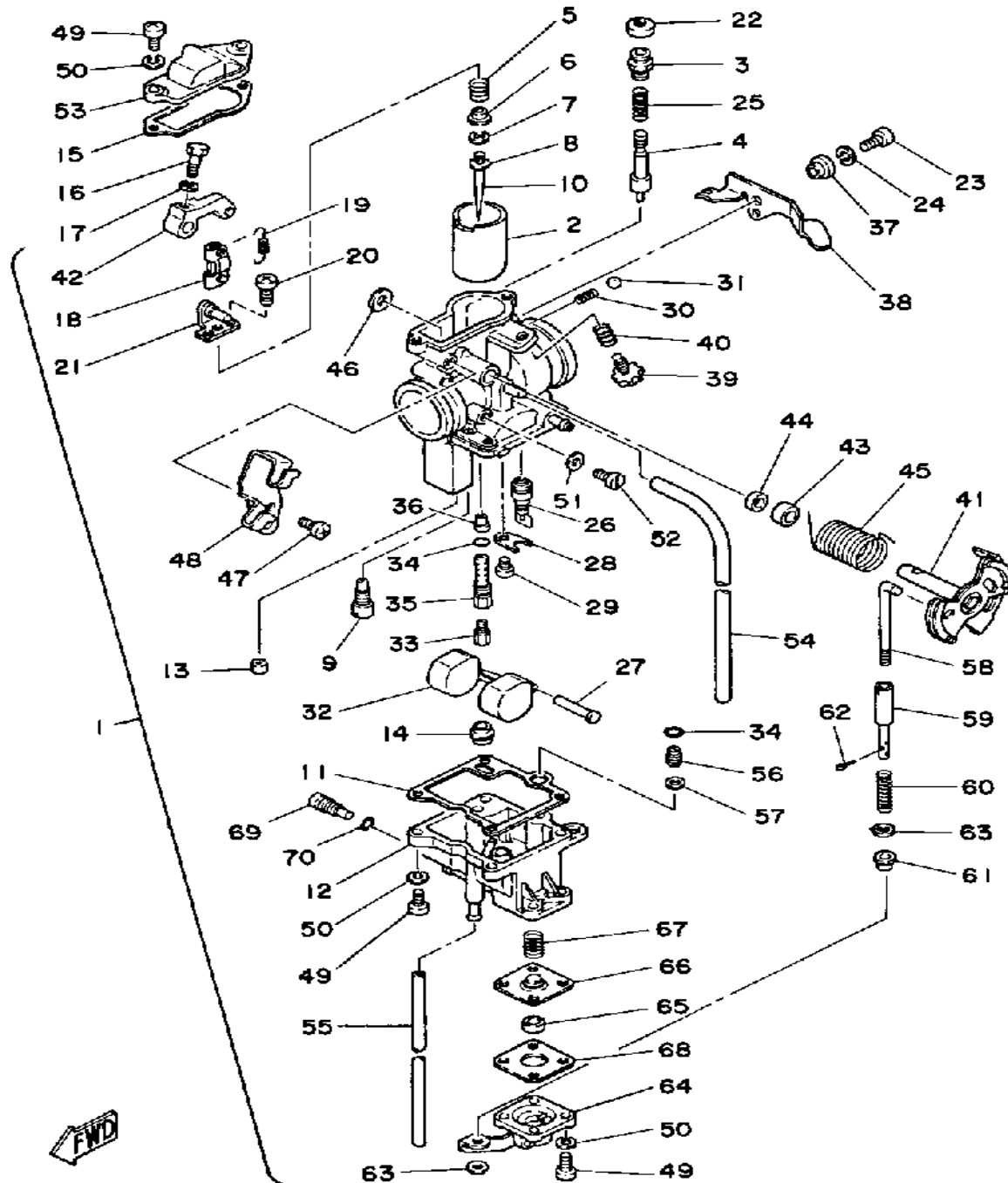


3Y2171-0070

INTAKE

Ref. No.	Part Number	Description	Qty	Remarks
1	3Y1-13586-00-00	JOINT, CARBURETOR 1	1	
2	31G-13556-01-00	GASKET, MANIFOLD (3Y1-13556-01)	1	
3	91316-06020-00	BOLT, SOCKET HEAD	2	
4	90460-49248-00	CLAMP, HOSE (1)	1	
5	90464-16039-00	CLAMP	1	
6	3Y1-14401-01-00	AIR CLNR CASE ASSEMBLY	1	
7	4U8-14462-00-00	. SEAL	1	
8	(3Y1-14419-00-00)	PIPE	1	
9	97780-30120-00	. SCREW, PANHEAD TAP	2	
10	90446-11021-00	HOSE	1	
11	3Y1-14453-00-00	JOINT, AIR CLNR 1	1	
12	3Y1-14451-00-00	ELEMENT, AIR CLNR	1	
13	3Y1-14458-00-00	GUIDE, ELEMENT	1	
14	93211-05393-00	O-RING	1	
15	3Y1-14412-00-00	CAP, CLEANER CASE 1	1	
16	98506-06035-00	SCREW, PAN HEAD	1	
17	92906-06600-00	WASHER	1	
18	3Y1-14431-00-00	SILENCER, INTAKE 1	1	
19	3Y1-2175R-00-00	HOOK, BANK	1	
20	97701-40508-00	SCREW, TAPPING (97702-40508)	4	
21	90460-54137-00	CLAMP, hose	1	
22	(90480-16265-00)	GROMMET	1	
23	97313-06016-00	BOLT, HEXAGON	1	
24	90201-06067-00	WASHER, PLATE	1	
25	90202-06013-00	WASHER, PLATE	1	
26	97313-06016-00	BOLT, HEXAGON	1	
27	90201-061A5-00	WASHER, PLATE	1	

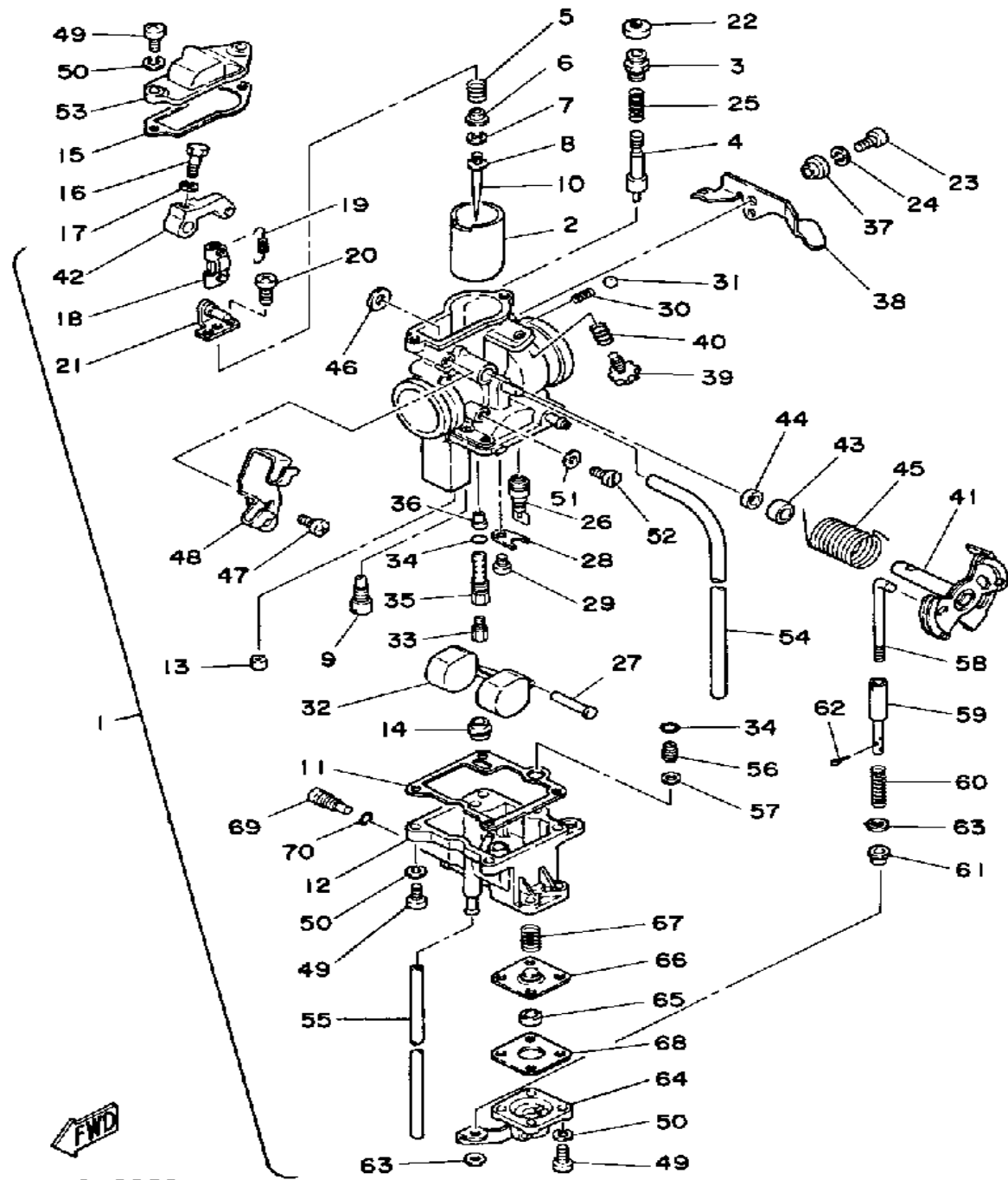
CARBURETOR XT250K



Ref. No.	Part Number	Description	Qty	Remarks
1	3Y1-14101-00-00	CARBURETOR ASSEMBLY 1	1	
2	(3Y1-14112-25-00)	VALVE, THROTTLE 1	1	
3	(3Y1-14174-00-00)	CAP, PLUNGER	1	
4	3Y1-14171-00-00	. PLUNGER, STARTER	1	
5	3H1-14589-00-00	. SPRING	1	
6	2N6-14227-01-00	. WASHER	1	
7	164-14137-00-00	. CLIP	1	
8	2N6-14918-01-00	. RING	1	
9	3Y1-14142-17-00	. JET, PILOT #17.5 (3Y1-14142-17-A0)	1	
10	(168-14116-65-00)	NEEDLE	1	
11	3Y1-14184-00-00	. GASKET, FLOAT CHMBR	1	
12	3Y1-14981-10-00	. BODY, FLOAT CHAMBER	1	
13	3F9-14118-00-00	. CAP	1	
14	(3Y1-14153-00-00)	WASHER, MAIN JET	1	
15	3Y1-14536-00-00	. GASKET	1	
16	(3Y1-14592-00-00)	SCREW	1	
17	92901-04100-00	. WASHER, SPRING	1	
18	(3Y1-14276-00-00)	LEVER	1	
19	(3Y1-14275-00-00)	SPRING	1	
20	(3Y1-24453-00-00)	SCREW	2	
21	(3Y1-14291-00-00)	BRACKET 1	1	
22	3A3-14173-00-00	. COVER, PLUNGER CAP	1	
23	98580-06012-00	. SCREW, PAN HEAD	1	
24	92995-06100-00	. WASHER, SPRING	1	
25	156-14135-00-00	. SPRING, PLUNGER	1	
26	2H0-14190-20-00	. NEEDLE VALVE ASSEMBLY	1	
27	537-14186-00-00	. PIN, FLOAT	1	
28	2H0-14146-00-00	. PLATE	1	

CONTINUED ON NEXT FRAME ►

CARBURETOR XT250K

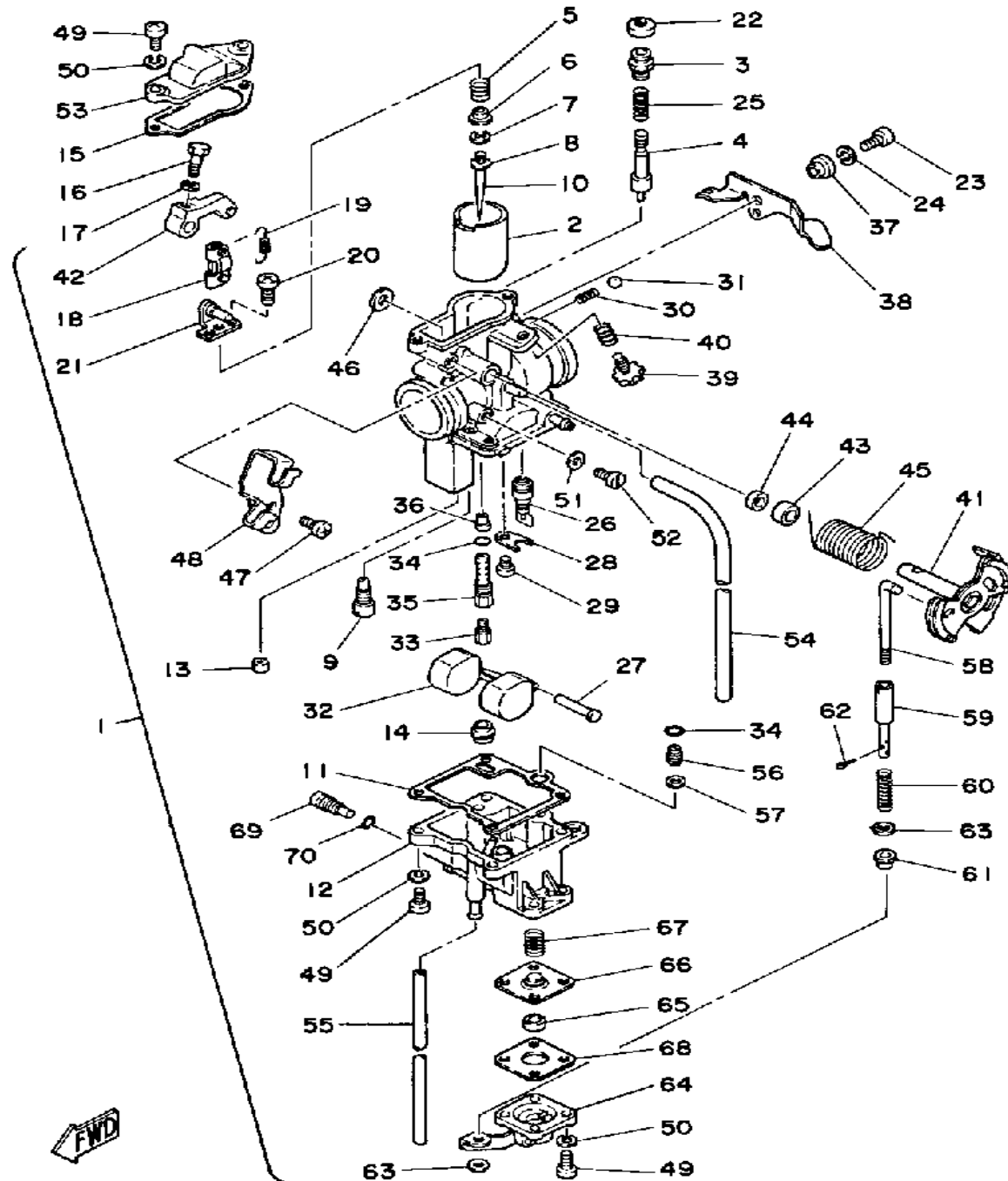


3Y1110-0080

Ref. No.	Part Number	Description	Qty	Remarks
29	98511-04006-00	. SCREW, PAN HEAD (98501-04005)	1	
30	583-14589-00-00	. SPRING	1	
31	93501-08001-00	. BALL	1	
32	3H1-14185-00-00	. FLOAT	1	
33	137-14143-33-00	. JET, MAIN #165 (#165)	1	
34	583-14561-00-00	. O-RING	2	
35	3H1-14148-00-00	. PIPE	1	
36	(3Y1-14141-38-00)	NOZZLE, MAIN	1	
37	583-14594-00-00	. NUT	1	
38	3Y1-14175-00-00	. LEVER, STARTER 1	1	
39	24U-14103-00-00	. THROTTLE SCREW SET	1	
40	3F7-14934-00-00	. SPRING, THRTL STOP	1	
41	3Y1-14215-00-00	. SHAFT, THRTL LEVER	1	
42	(3Y1-14292-00-00)	BRACKET 2	1	
43	(3F7-14265-00-00)	COLLAR	1	
44	2A2-14997-00-00	. SEAL	1	
45	3Y1-14131-00-00	. SPRING, THRTL VALVE	1	
46	1A8-14953-00-00	. WASHER	1	
47	98580-05010-00	. SCREW, PAN HEAD	2	
48	3Y1-14571-00-00	. BRACKET, THROTTLE	1	
49	98503-04014-00	. SCREW, PAN HEAD	10	
50	92901-04100-00	. WASHER, SPRING	10	
51	584-14956-00-00	. WASHER	1	
52	2F5-14115-00-00	. PLUG, SCREW	1	
53	(3Y1-14158-00-00)	TOP, MIXING CHAMBER	1	
54	3Y1-14197-00-00	. PIPE	1	
55	3Y3-14196-00-00	. PIPE, OVERFLOW	1	
56	2H0-14272-00-00	. VALVE, CHECK SEAT	1	

CONTINUED ON NEXT FRAME ➤

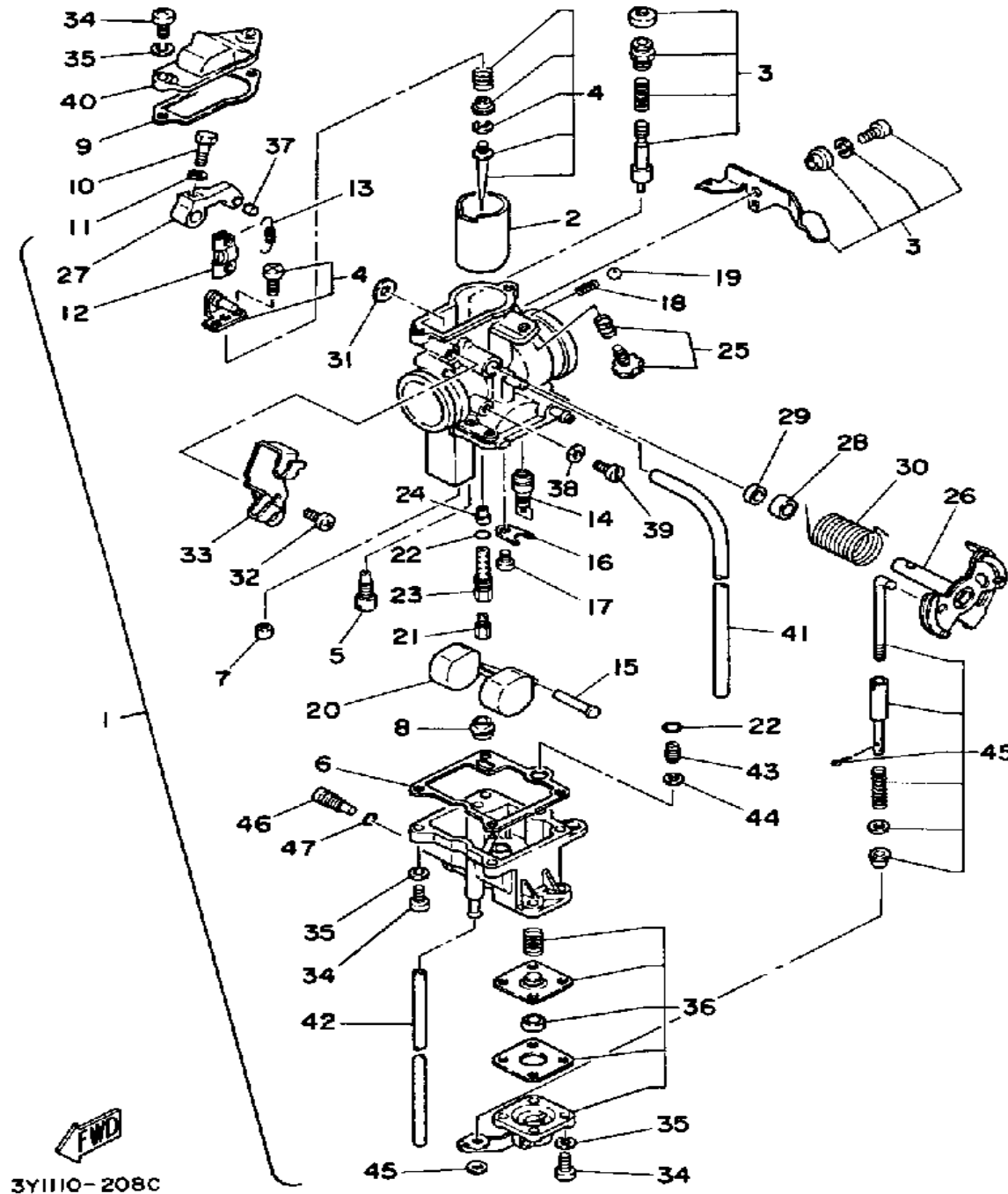
CARBURETOR XT250K



3Y1110-0080

Ref. No.	Part Number	Description	Qty	Remarks
57	2H0-14195-00-00	. WASHER, NEEDLE VLV	1	
58	3Y1-14992-00-00	. ROD	1	
59	2H0-14992-00-00	. ROD	1	
60	3Y1-14933-00-00	. SPRING, DIAPHRAGM	1	
61	2H0-14534-00-00	. COLLAR	1	
62	91401-10015-00	. PIN, COTTER	1	
63	2H0-14227-00-00	. WASHER	2	
64	(3Y1-14905-00-00)	LEVER, STARTER	1	
65	3Y0-14918-00-00	. RING	1	
66	3Y1-14940-00-00	. DIAPHRAGM ASSEMBLY ...	1	
67	3Y1-14589-00-00	. SPRING	1	
68	3Y1-14936-00-00	. SEAT, SPRING	1	
69	2L1-14191-00-00	. PLUG, DRAIN	1	
70	3Y1-14561-00-00	. O-RING	1	

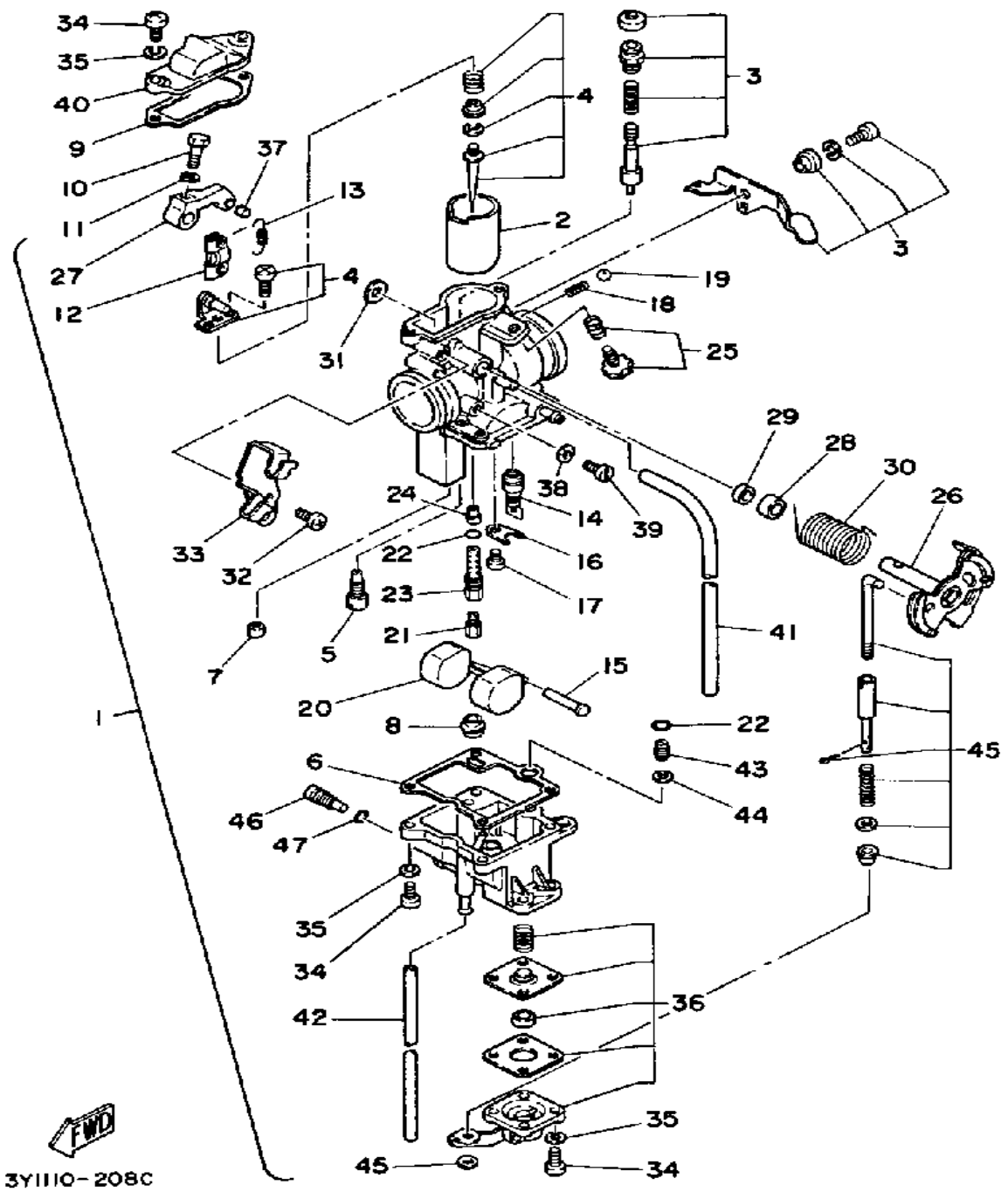
CARBURETOR XT250KC CALIFORNIA ON



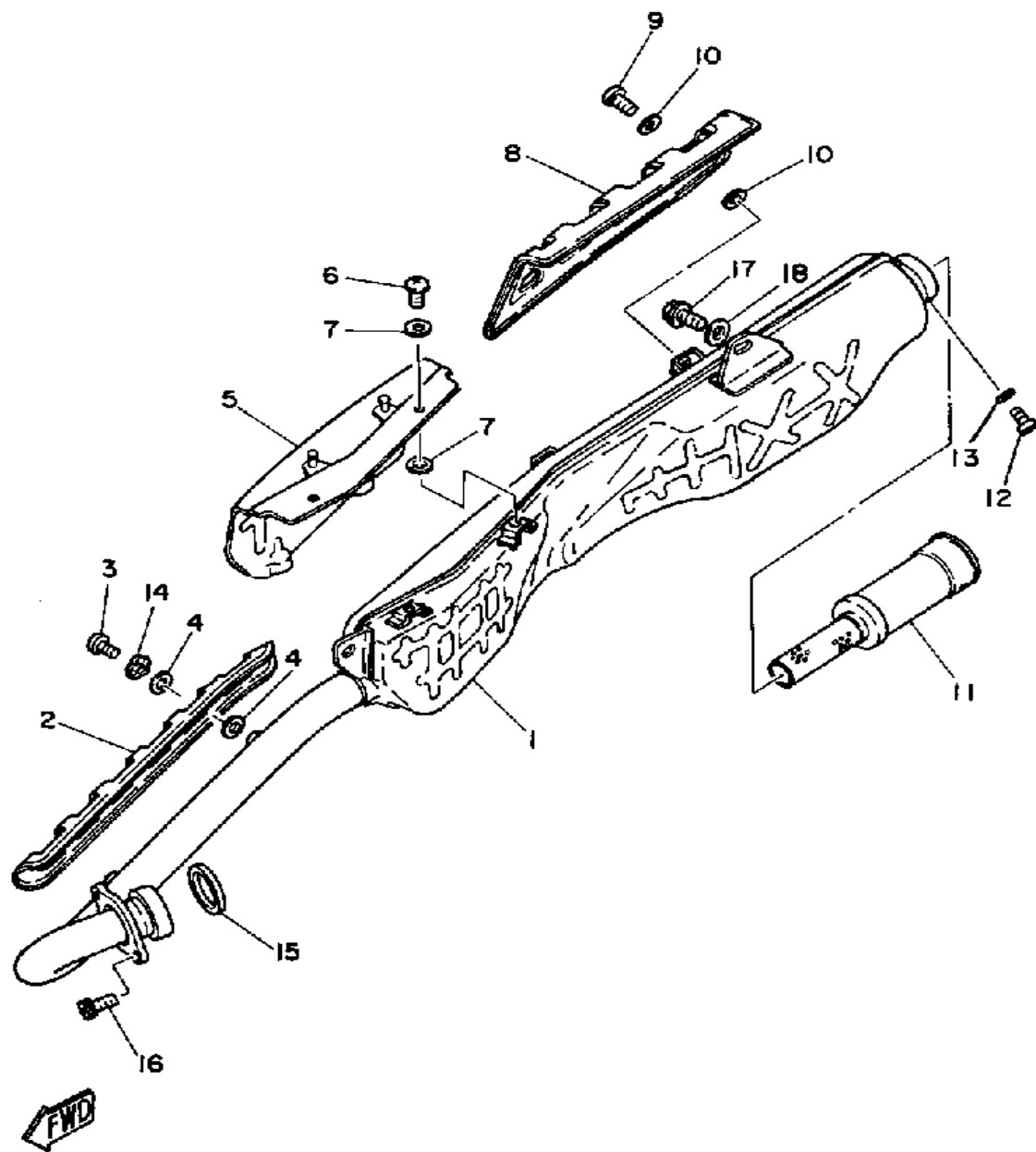
Ref. No.	Part Number	Description	Qty	Remarks
1	(20T-14101-00-00)	CARBURETOR ASSEMBLY 1	1	
2	(3Y1-14112-25-00)	VALVE, THROTTLE 1	1	
3	(24U-1410A-00-00)	STARTER SET	1	
4	(20T-1490J-00-00)	NEEDLE SET	1	
5	3Y1-14142-17-00	. JET, PILOT #17.5 (3Y1-14142-17-A0)	1	
6	3Y1-14184-00-00	. GASKET, FLOAT CHMBR	1	
7	3F9-14118-00-00	. CAP	1	
8	(3Y1-14153-00-00)	WASHER, MAIN JET	1	
9	3Y1-14536-00-00	. GASKET	1	
10	(3Y1-14592-00-00)	SCREW	1	
11	92901-04100-00	. WASHER, SPRING	1	
12	3Y1-14211-00-00	. SCREW, PILOT ADJUSTING	1	
13	(3Y1-14275-00-00)	SPRING	1	
14	2H0-14190-20-00	. NEEDLE VALVE ASSEMBLY	1	
15	537-14186-00-00	. PIN, FLOAT	1	
16	2H0-14146-00-00	. PLATE	1	
17	98511-04006-00	. SCREW, PAN HEAD (98501-04005)	1	
18	583-14589-00-00	. SPRING	1	
19	93501-08001-00	. BALL	1	
20	3H1-14185-00-00	. FLOAT	1	
21	137-14143-33-00	. JET, MAIN #165 (#165)	1	
22	583-14561-00-00	. O-RING	2	
23	3H1-14148-00-00	. PIPE	1	
24	(3Y1-14141-38-00)	NOZZLE, MAIN	1	
25	24U-14103-00-00	. THROTTLE SCREW SET	1	
26	3Y1-14215-00-00	. SHAFT, THRTL LEVER	1	
27	(3Y1-14292-00-00)	BRACKET 2	1	

CONTINUED ON NEXT FRAME ►

CARBURETOR XT250KC CALIFORNIA ON



Ref. No.	Part Number	Description	Qty	Remarks
28	(3F7-14265-00-00)	COLLAR	1	
29	2A2-14997-00-00	. SEAL	1	
30	3Y1-14131-00-00	. SPRING, THRTL VALVE	1	
31	1A8-14953-00-00	. WASHER	1	
32	98580-05010-00	. SCREW, PAN HEAD	2	
33	3Y1-14571-00-00	. BRACKET, THROTTLE	1	
34	98580-04010-00	. SCREW, PAN HEAD	10	
35	92901-04100-00	. WASHER, SPRING	10	
36	(24U-1490A-00-00)	DIAPHRAGM SET 1	1	
37	3F9-14118-00-00	. CAP	1	
38	584-14956-00-00	. WASHER	1	
39	2F5-14115-00-00	. PLUG, SCREW	1	
40	(3Y1-14158-00-00)	TOP, MIXING CHAMBER	1	
41	3Y1-14197-00-00	. PIPE	1	
42	3Y3-14196-00-00	. PIPE, OVERFLOW	1	
43	2H0-14272-00-00	. VALVE, CHECK SEAT	1	
44	2H0-14195-00-00	. WASHER, NEEDLE VLV	1	
45	24U-14504-00-00	. NO LONGER AVAILABLE ...	1	
46	2L1-14191-00-00	. PLUG, DRAIN	1	
47	3Y1-14561-00-00	. O-RING	1	



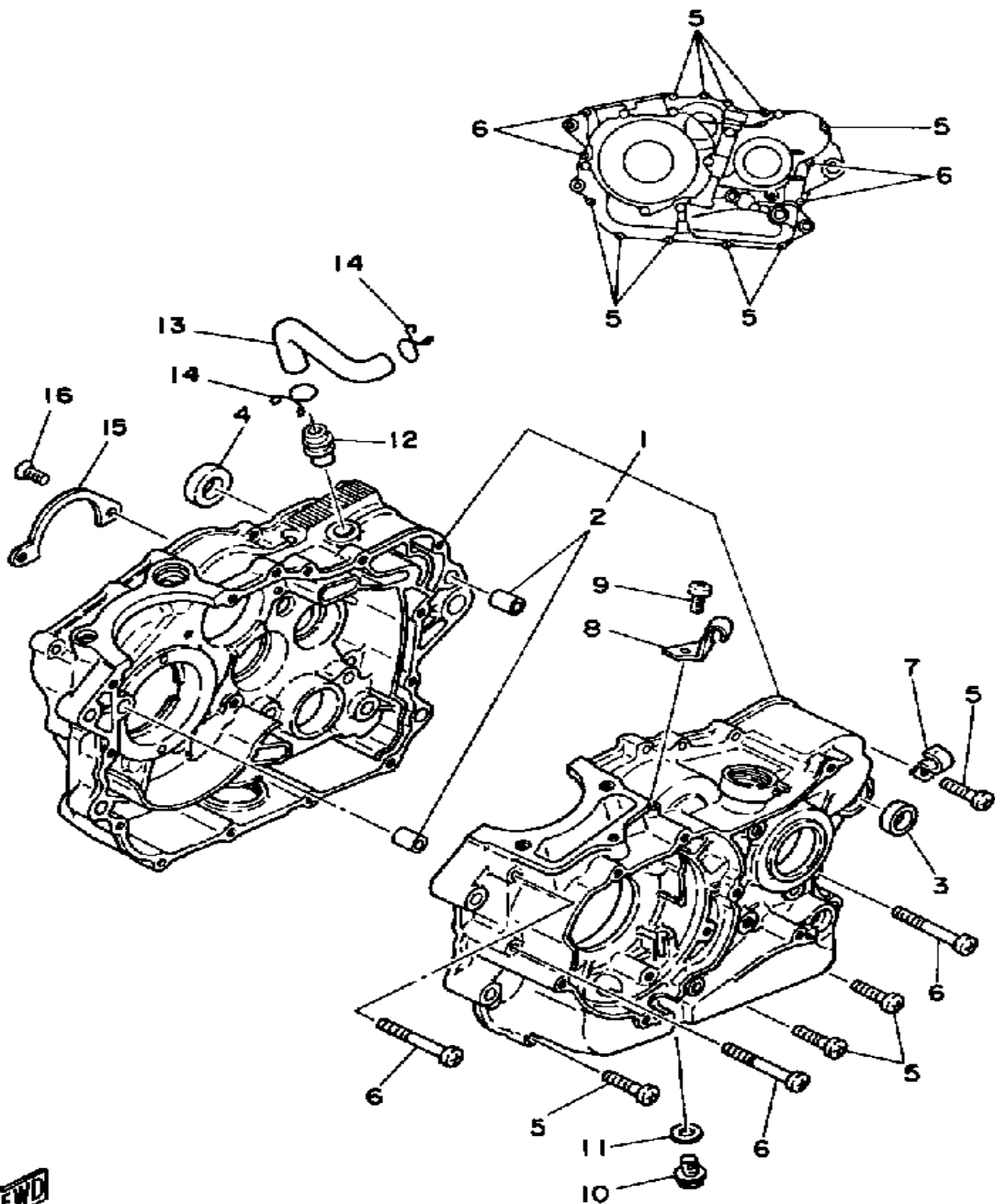
3Y1110-0090

EXHAUST

Ref. No.	Part Number	Description	Qty	Remarks
1	3Y1-14711-00-00	MUFFLER L	1	
2	3Y1-14628-00-00	PROTECTOR, EXHAUST PIPE .	1	
3	98906-06008-00	SCREW, BIND	2	
4	90202-05187-00	WASHER, PLATE	4	
5	3Y1-14718-00-00	PROTECTOR, MUFF 1	1	
6	98906-06008-00	SCREW, BIND	3	
7	90202-05187-00	WASHER, PLATE	6	
8	3Y1-14728-00-00	PROTECTOR, MUFF 2	1	
9	98906-06008-00	SCREW, BIND	2	
10	90202-05187-00	WASHER, PLATE	4	
11	3Y1-14752-00-00	PIPE, OUTLET	1	LOW GLOSS BLK
12	98580-06008-00	SCREW, PAN HEAD	1	
13	92995-06100-00	WASHER, SPRING	1	
14	90206-06090-00	WASHER, WAVE	4	
15	4BE-14613-00-00	GASKET, EXHAUST PIPE	1	
16	91316-06025-00	BOLT	2	
17	95811-08016-00	BOLT, FLANGE	2	
18	90201-08326-00	WASHER, PLATE	1	

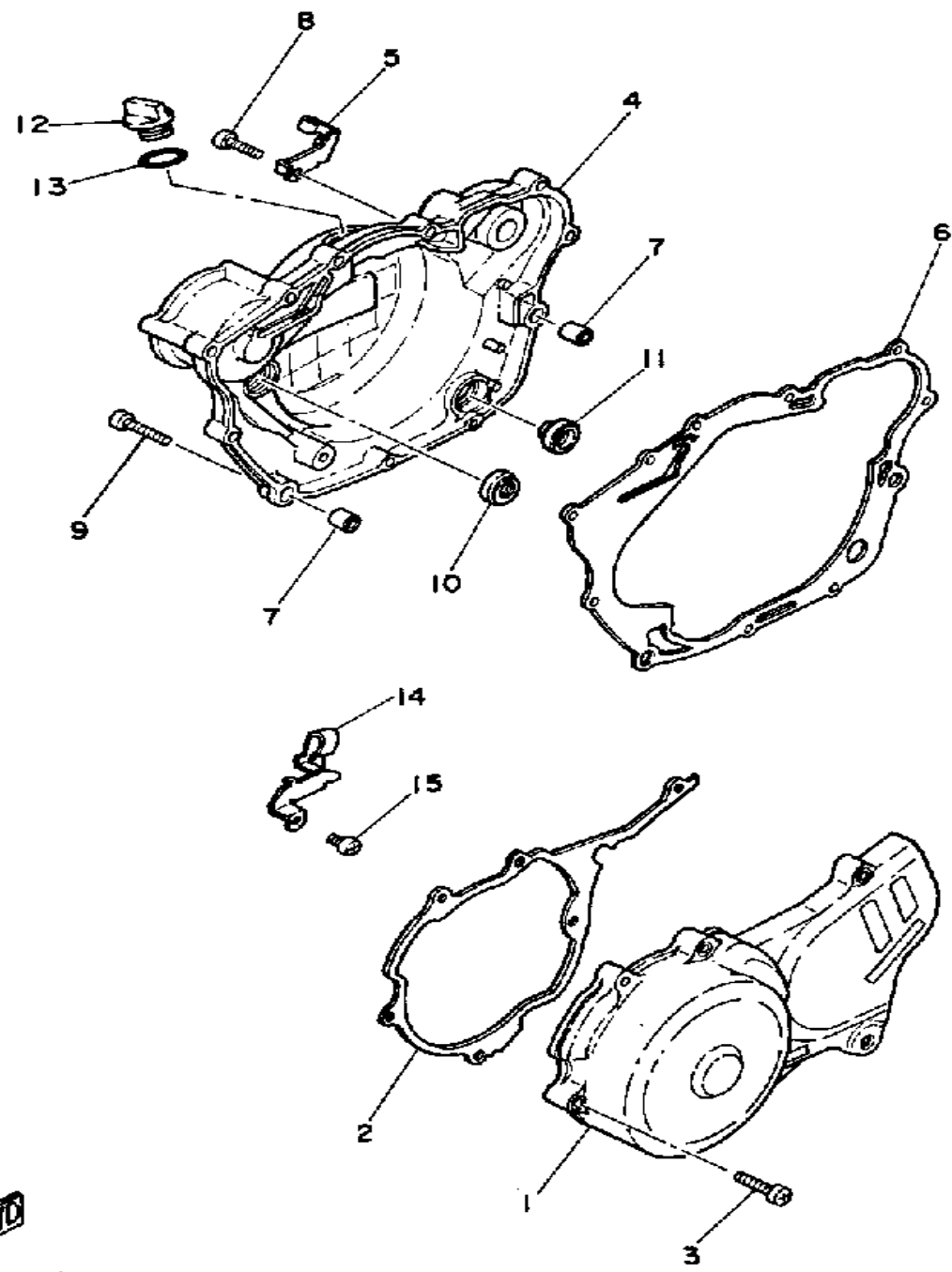
CRANKCASE

Ref. No.	Part Number	Description	Qty	Remarks
1	3Y1-15100-02-00	CRANKCASE ASSEMBLY	1	
2	99510-12016-00	. PIN, DOWEL	2	
3	90387-17783-00	COLLAR	1	
4	90387-16782-00	COLLAR	1	
5	98516-06030-00	SCREW, PAN HEAD	10	
6	98506-06060-00	SCREW, PAN HEAD	4	
7	90465-08277-00	CLAMP	1	
8	31G-15441-00-00	HOLDER CLCH CBLE (3Y1-15441-01)	1	
9	98503-06014-00	SCREW, PAN HEAD (92502-06016)	1	
10	90340-10003-00	PLUG, STRAIGHT SCRW	1	
11	90201-10118-00	WASHER, PLATE	1	
12	371-11167-01-00	PIPE, BREATHER 2	1	
13	(90445-16162-00)	HOSE	1	
14	90467-14015-00	CLIP	2	
15	(3Y1-15383-00-00)	PLATE, BRNG COVER	1	
16	98701-06014-00	SCREW, FLAT HEAD	2	



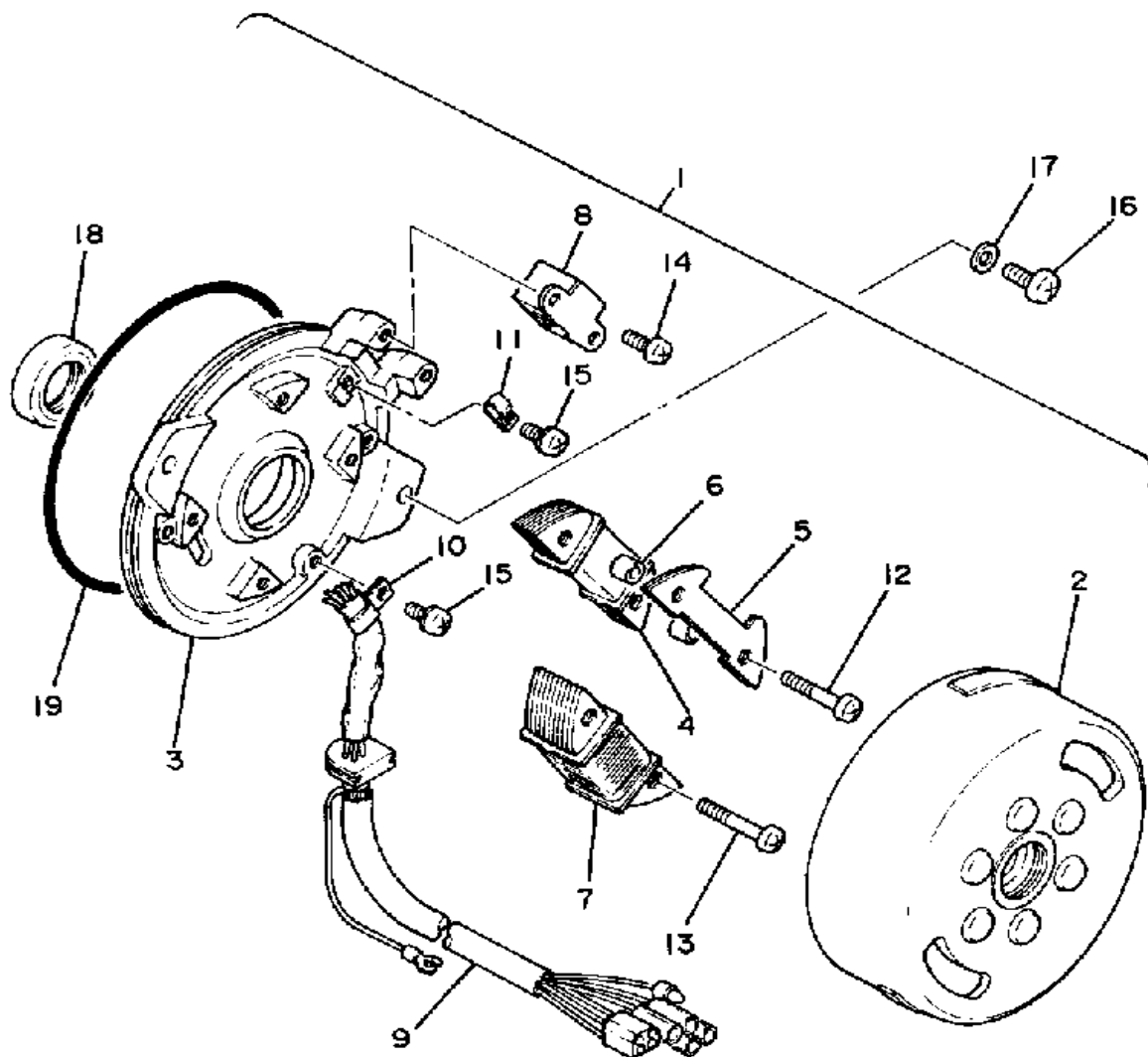
3Y2171-0100

CRANKCASE COVER



Ref. No.	Part Number	Description	Qty	Remarks
1	3Y1-15411-01-00	COVER, CRANKCASE L	1	
2	3Y1-15451-01-00	GASKET, CRCS COVER	1	
3	98516-06030-00	SCREW, PAN HEAD	6	
4	3Y1-15421-01-00	COVER, CRANKCASE R	1	
5	3Y1-15378-01-00	HOLDER	1	
6	3Y1-15461-00-00	GASKET, CRCS CVR 2	1	
7	99510-12016-00	PIN, DOWEL	2	
8	98506-06025-00	SCREW, PAN HEAD	7	
9	98506-06035-00	SCREW, PAN HEAD	2	
10	93101-14092-00	OIL SEAL (S7-14-25-5.5-1-HS)	1	
11	3Y1-15361-00-00	GAUGE, LEVEL	1	
12	1RG-15363-00-00	PLUG, OIL	1	
13	93210-19123-00	O-RING	1	
14	90462-08062-00	CLAMP	1	
15	98516-06012-00	SCREW, PAN HEAD	1	

FWD
3Y2171-0110



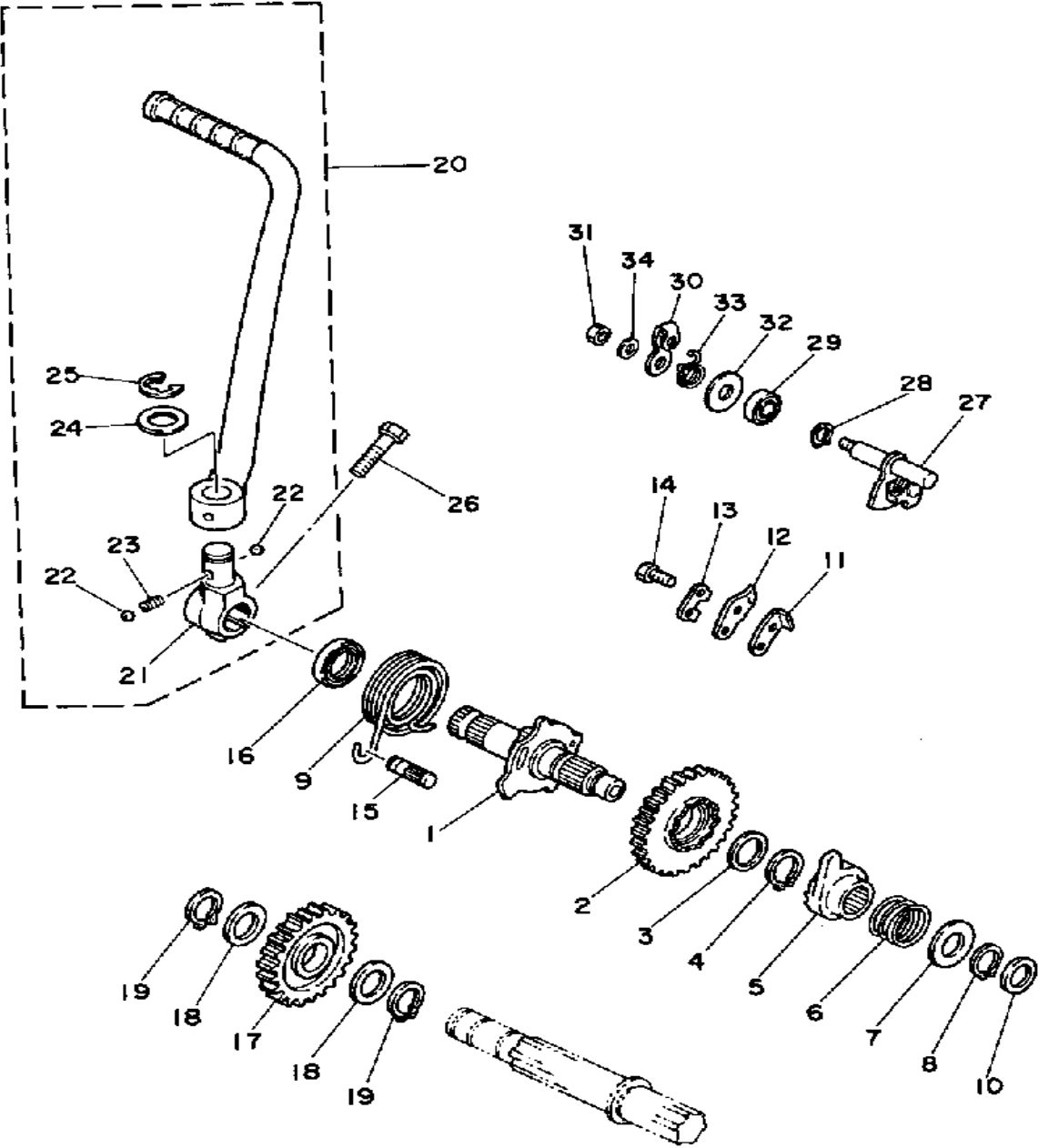
C - D - I - MAGNETO

Ref. No.	Part Number	Description	Qty	Remarks
1	(3Y1-85500-20-00)	CDI MAGNETO ASSEMBLY ...	1	
2	(3Y1-85550-20-00)	ROTOR ASSEMBLY	1	
3	3Y1-85509-20-00	. BASE, MAGNETO	1	
4	31G-85512-20-00	. COIL SOURCE 2	1	
5	3Y1-11110-00-00	. CYLINDER HEAD ASSEMBLY	1	
6	3Y1-81343-20-00	. COLLAR, COIL FTNG	2	
7	3Y1-85513-20-00	. COIL, LIGHTING 1	1	
8	3Y1-85580-20-00	. COIL, PULSER	1	
9	3Y1-85515-20-00	. LEAD WIRE ASSEMBLY	1	
10	445-81328-20-00	CLAMP	1	
11	(3Y1-85528-20-00)	CLAMP, LEAD	1	
12	98501-05030-00	. SCREW, PAN HEAD	2	
13	98501-05035-00	. SCREW, PAN HEAD	2	
14	98580-05012-00	. SCREW, PAN HEAD	2	
15	97601-04106-00	. SCREW, PN/HD.W/WSHR ...	2	
16	98580-06020-00	SCREW	2	
17	92990-06200-00	WASHER	2	
18	93102-25226-00	OIL SEAL	1	
19	93211-19413-00	O-RING	1	

FWD

3Y2171-1120

KICK STARTER

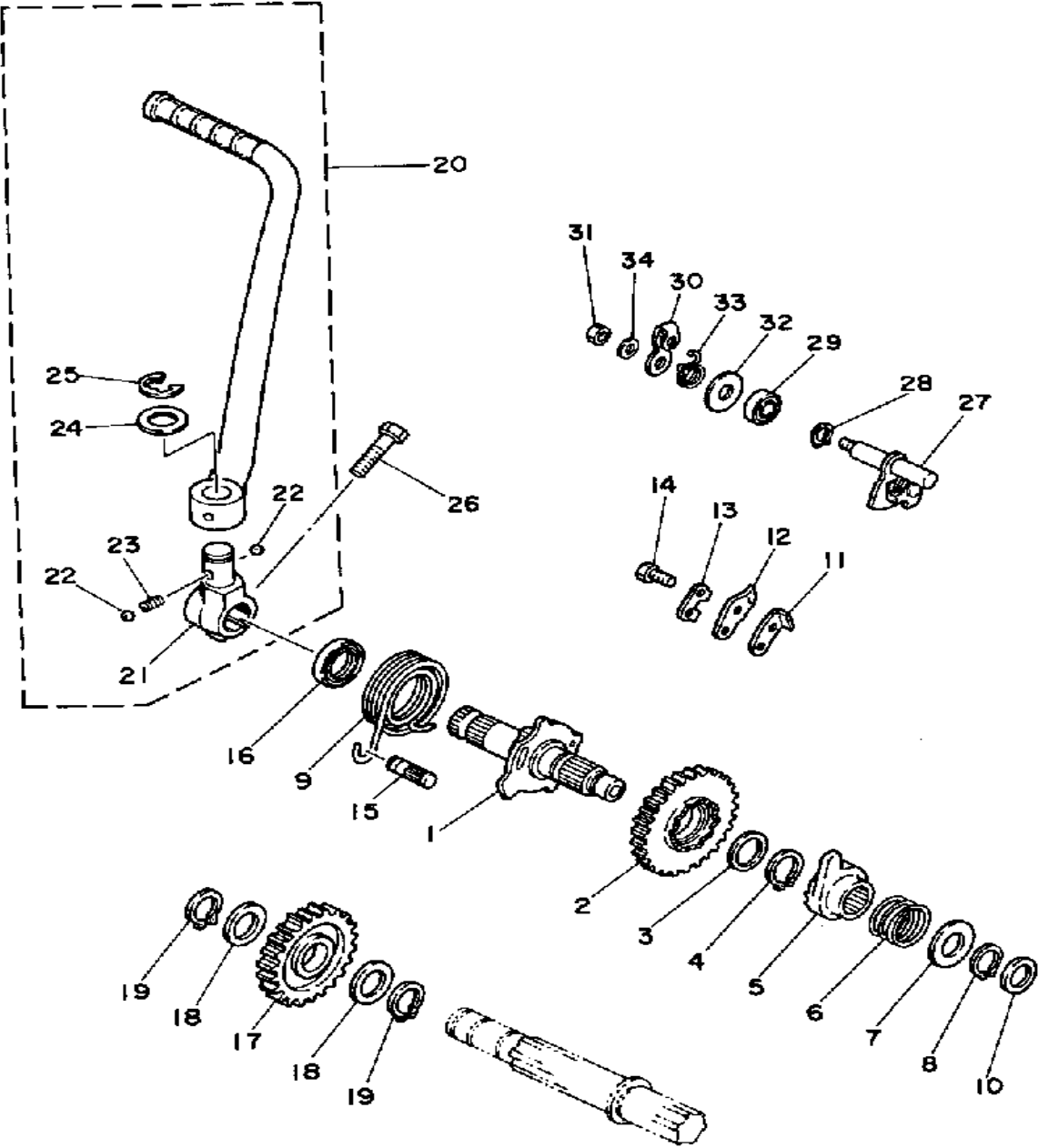


3Y2171-0131

Ref. No.	Part Number	Description	Qty	Remarks
1	3Y1-15660-00-00	KICK AXLE ASSEMBLY	1	
2	30X-15641-01-00	GEAR, KICK	1	
3	90201-20685-00	WASHER, PLATE (0.5T)	1	
4	93410-20038-00	CIRCLIP	1	
5	3Y1-15671-00-00	WHEEL, RATCHET	1	
6	90501-16107-00	SPRING, COMPRESSION	1	
7	90201-155K6-00	WASHER, PLATE	1	
8	99009-15400-00	CIRCLIP	1	
9	90508-32432-00	SPRING, TORSION	1	
10	90201-15701-00	WASHER, PLATE (1.0T)	1	
11	2NX-15668-00-00	STOPPER	1	
12	2NX-15674-00-00	GUIDE, RATCHET WHEEL	1	
13	214-15686-00-00	WASHER, LOCK	1	
14	97011-06016-00	BOLT	2	
15	248-15668-00-00	STOPPER	1	
16	93102-20108-00	OIL SEAL	1	
17	3Y1-15651-00-00	GEAR, KICK IDLE	1	
18	90201-20276-00	WASHER, PLATE (1.0T)	2	
19	99009-20400-00	CIRCLIP	2	
20	3Y1-15620-01-00	KICK CRANK ASSEMBLY	1	
21	3Y1-15621-01-00	. BOSS, KICK CRANK	1	
22	93507-32031-00	. BALL	2	
23	90501-10589-00	. SPRING, COMPRESSION	1	
24	90201-15340-00	. WASHER, PLATE	1	
25	99006-10600-00	. CIRCLIP	1	
26	97313-08030-00	BOLT, HEXAGON	1	
27	3Y1-1561A-02-00	LEVER DCOMP ASSEMBLY ..	1	
28	99009-10400-00	CIRCLIP	1	
29	93102-10207-00	OIL SEAL (SD 10-21-5 HS)	1	

CONTINUED ON NEXT FRAME ➤

KICK STARTER



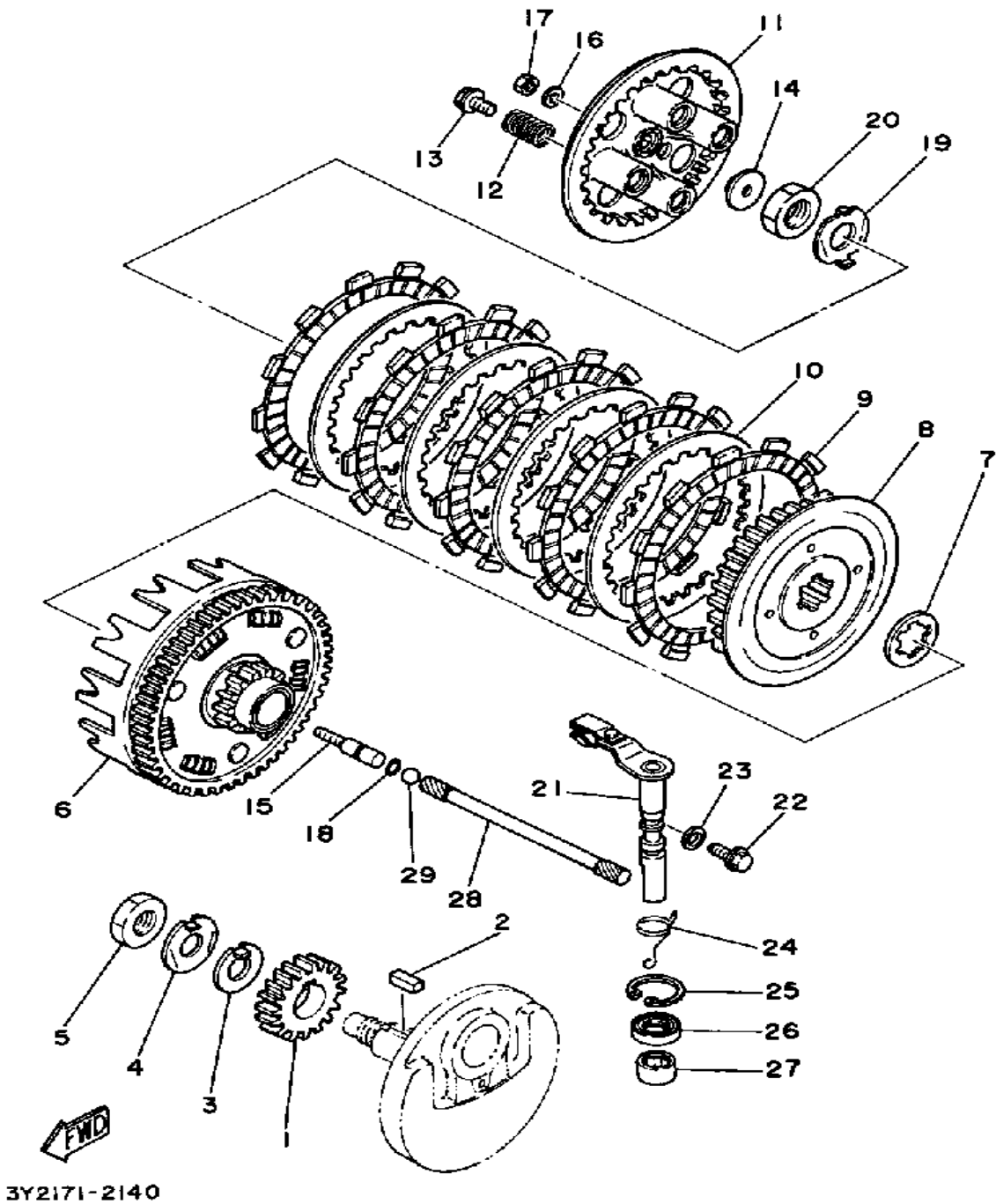
Ref. No.	Part Number	Description	Qty	Remarks
30	(3Y1-1561G-02-00)	LEVER, CABLE	1	
31	95311-06700-00	NUT	1	
32	90201-105J4-00	WASHER, PLATE (90201-106H1)	1	
33	(90508-14481-00)	SPRING, TORSION	1	
34	90201-061A5-00	WASHER, PLATE	1	



3Y2171-0131

CLUTCH

Ref. No.	Part Number	Description	Qty	Remarks
1	3Y1-16111-01-00	GEAR, PRI DRIVE	1	
2	90282-07023-00	KEY, STRAIGHT	1	
3	90215-16156-00	WASHER, LOCK	1	
4	90215-16222-00	WASHER, LOCK	1	
5	90170-16256-00	NUT	1	
6	3Y1-16150-02-00	PRI DRVN GEAR COMP (3Y1-16150-01)	1	
7	3Y1-16154-00-00	PLATE, THRUST 1	1	
8	3Y1-16371-00-00	BOSS, CLUTCH	1	
9	5Y1-16321-00-00	PLATE, FRICTION	6	
10	360-16325-00-00	PLATE, CLUTCH 2	5	
11	3Y1-16351-00-00	PLATE, PRESSURE 1	1	
12	90501-26148-00	SPRING, COMPRESSION	4	
13	90159-06016-00	SCREW, WITH WASHER	4	
14	30X-16358-00-00	PLATE, PUSH	1	
15	3Y1-16356-01-00	ROD, PUSH 1	1	
16	92990-06200-00	WASHER	1	
17	95380-06600-00	NUT	1	
18	93210-06632-00	O-RING	1	
19	90215-20159-00	WASHER, LOCK	1	
20	90170-20327-00	NUT	1	
21	3Y1-16380-01-00	PUSH LEVER ASSEMBLY	1	
22	90149-08067-00	SCREW	1	
23	90201-08087-00	WASHER, PLATE	1	
24	90508-14433-00	SPRING, TORSION	1	
25	93420-28055-00	CIRCLIP	1	
26	93102-14209-00	OIL SEAL	1	
27	93315-31428-00	BEARING	1	
28	3Y1-16357-00-00	ROD, PUSH 2	1	

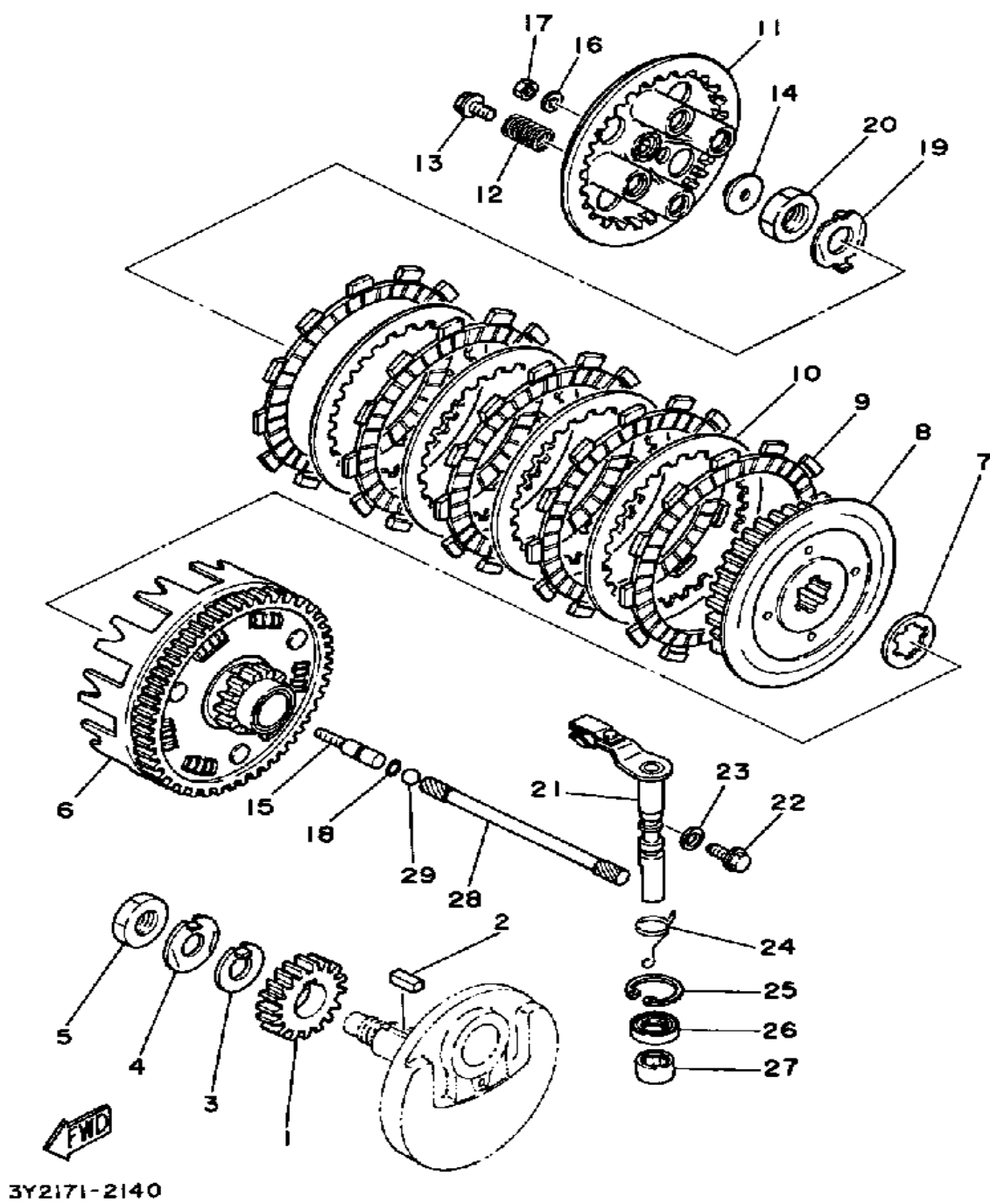


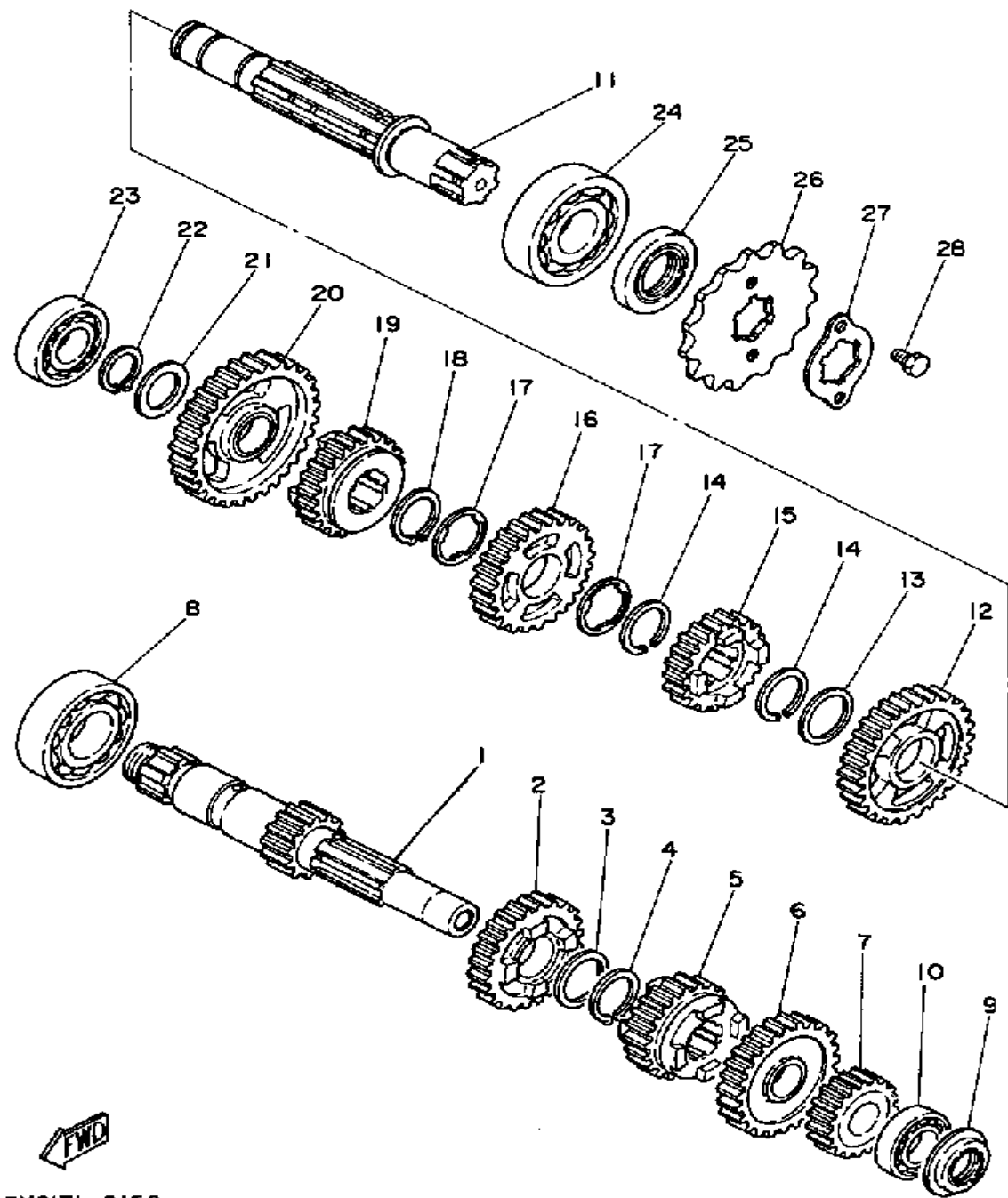
3Y2171-2140

CONTINUED ON NEXT FRAME ➤

CLUTCH

Ref. No.	Part Number	Description	Qty	Remarks
29	93511-32027-00	BALL	1	

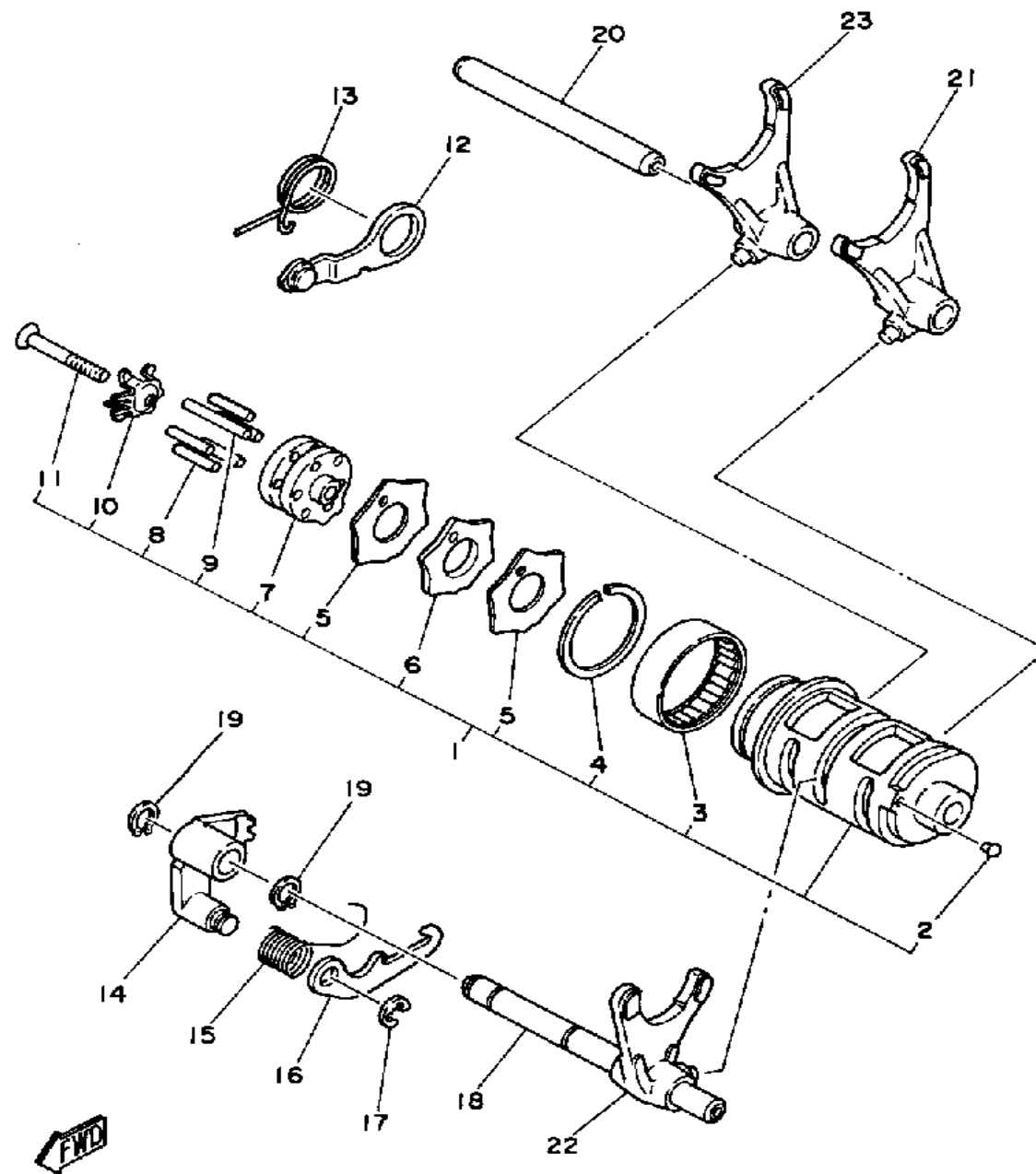




3Y2171-0150

TRANSMISSION

Ref. No.	Part Number	Description	Qty	Remarks
1	3Y1-17411-00-00	AXLE, MAIN	1	
2	3Y1-17141-00-00	GEAR, 4TH PINION (26T)	1	
3	90201-22793-00	WASHER, PLATE	1	
4	93410-22039-00	CIRCLIP	1	
5	3Y1-17131-00-00	GEAR, 3RD PINION	1	
6	3Y1-17151-00-00	GEAR, 5TH PINION (28T)	1	
7	3Y1-17121-01-00	GEAR, 2ND PINION (19T)	1	
8	93306-20541-00	BEARING (B6205)	1	
9	93101-17093-00	OIL SEAL	1	
10	93306-00302-00	BEARING (B6003C3)	1	
11	3Y1-17402-00-00	DRIVE AXLE ASSEMBLY	1	
12	3Y1-17221-01-00	GEAR, 2ND WHEEL (32T)	1	
13	90201-253K0-00	WASHER, PLATE (T=1.0)	1	
14	93440-25084-00	CIRCLIP	2	
15	3Y1-17251-00-00	GEAR, 5TH WHEEL	1	
16	3Y1-17231-01-00	GEAR, 3RD WHEEL (29T)	1	
17	90209-22191-00	WASHER	2	
18	93410-25010-00	CIRCLIP, S-TYPE	1	
19	3Y1-17241-00-00	GEAR, 4TH WHEEL (26T)	1	
20	3Y1-17211-00-00	GEAR, 1ST WHEEL (37T)	1	
21	90201-20276-00	WASHER, PLATE (1.0T)	1	
22	99009-20400-00	CIRCLIP	1	
23	93306-00426-00	BEARING	1	
24	93306-30525-00	BEARING (B6305)	1	
25	93102-25208-00	OIL SEAL	1	
26	93834-15078-00	SPROCKET, DRIVE	1	
27	3Y1-17456-00-00	HOLDER, SPROCKET	1	
28	97011-06010-00	BOLT	2	



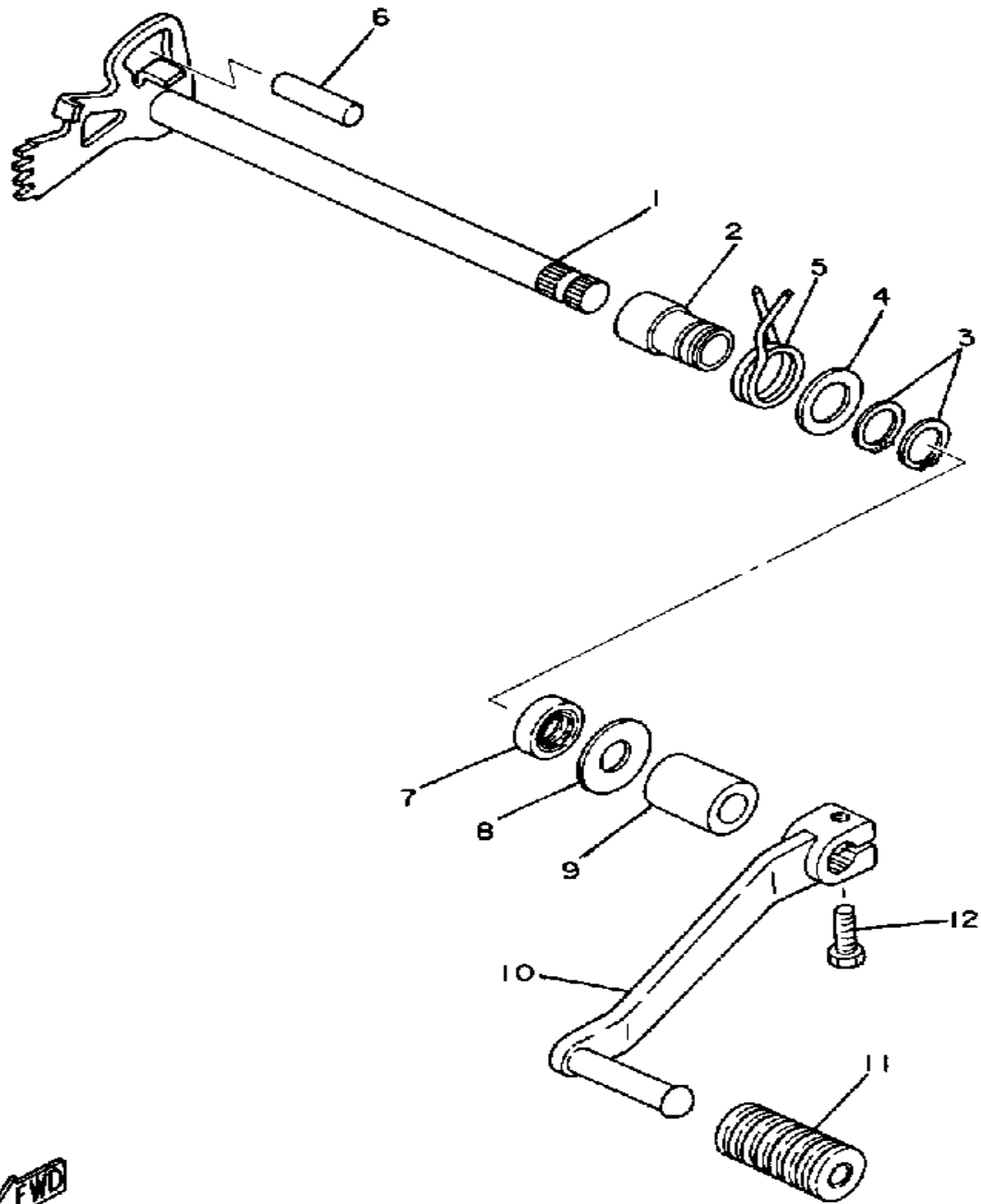
3Y2171-0160

SHIFT CAM - FORK

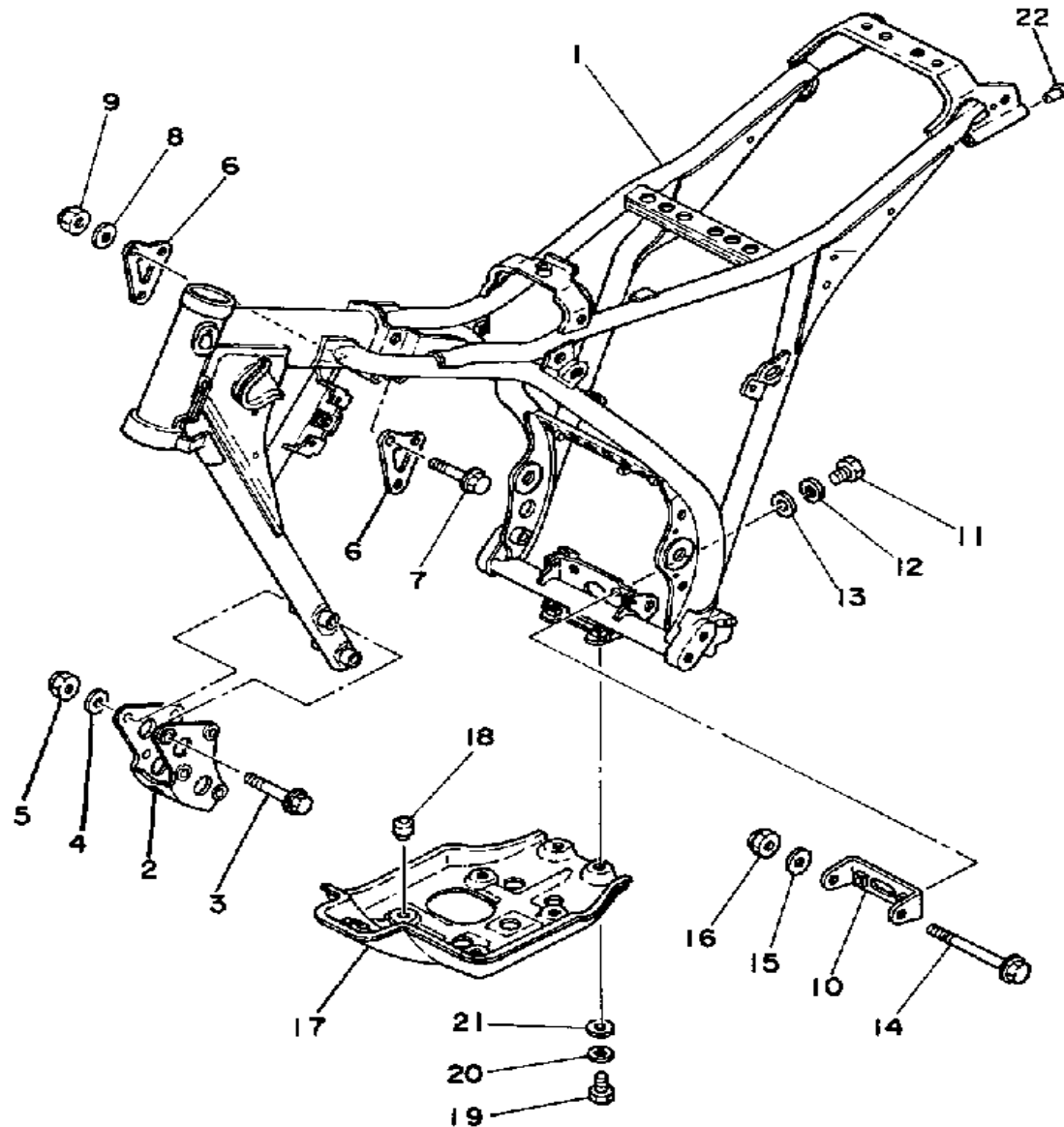
Ref. No.	Part Number	Description	Qty	Remarks
1	3Y1-18540-00-00	SHIFT CAM ASSEMBLY	1	
2	136-18542-00-00	. POINT, NEUTRAL	1	
3	93315-23612-00	. BEARING	1	
4	93440-34025-00	. CIRCLIP	1	
5	3Y1-18161-00-00	. GUIDE, PLATE STOPPER ...	2	
6	3Y1-18141-00-00	. PLATE, STOPPER	1	
7	3Y1-18185-01-00	. SEGMENT	1	
8	93604-18100-00	. PIN, DOWEL	5	
9	93604-29151-00	. PIN, DOWEL	1	
10	2K9-18561-00-00	. PLATE, SIDE 1	1	
11	98701-05035-00	. SCREW, FLAT HEAD	1	
12	3Y1-18140-00-00	STOPPER LEVER ASSEMBLY .	1	
13	90508-26434-00	SPRING, TORSION	1	
14	3Y1-18122-00-00	LEVER, SHIFT 2	1	
15	90508-12430-00	SPRING, TORSION	1	
16	2K7-18151-00-00	LEVER, SHIFT 3	1	
17	99080-07600-00	CIRCLIP (E)	1	
18	3Y1-18531-00-00	BAR, SHIF FRK GDE 1SHIFT FORK GUIDE 1	1	
19	99009-10400-00	CIRCLIP	2	
20	3Y1-18535-00-00	BAR, SHIF FRK GDE 2	1	
21	3Y1-18511-00-00	FORK, SHIFT 1	1	
22	3Y1-18512-00-00	FORK, SHIFT 2	1	
23	3Y1-18513-00-00	FORK, SHIFT 3	1	

SHIFT SHAFT - PEDAL

Ref. No.	Part Number	Description	Qty	Remarks
1	3Y1-18101-00-00	SHIFT SHAFT ASSEMBLY 1 ..	1	
2	90387-12787-00	COLLAR	1	
3	99009-17400-00	CIRCLIP	2	
4	90201-17255-00	WASHER, PLATE	1	
5	90508-32374-00	SPRING, TORSION	1	
6	93608-30152-00	PIN, DOWEL	1	
7	93102-12321-00	OIL SEAL, SD-TYPE	1	
8	90201-12588-00	WASHER, PLATE	1	
9	90560-12191-00	SPACER	1	
10	3Y1-18111-00-00	PEDAL, SHIFT	1	
11	132-18113-01-00	COVER, SHIFT PEDAL	1	
12	97011-06020-00	BOLT	1	



3Y2171-0170

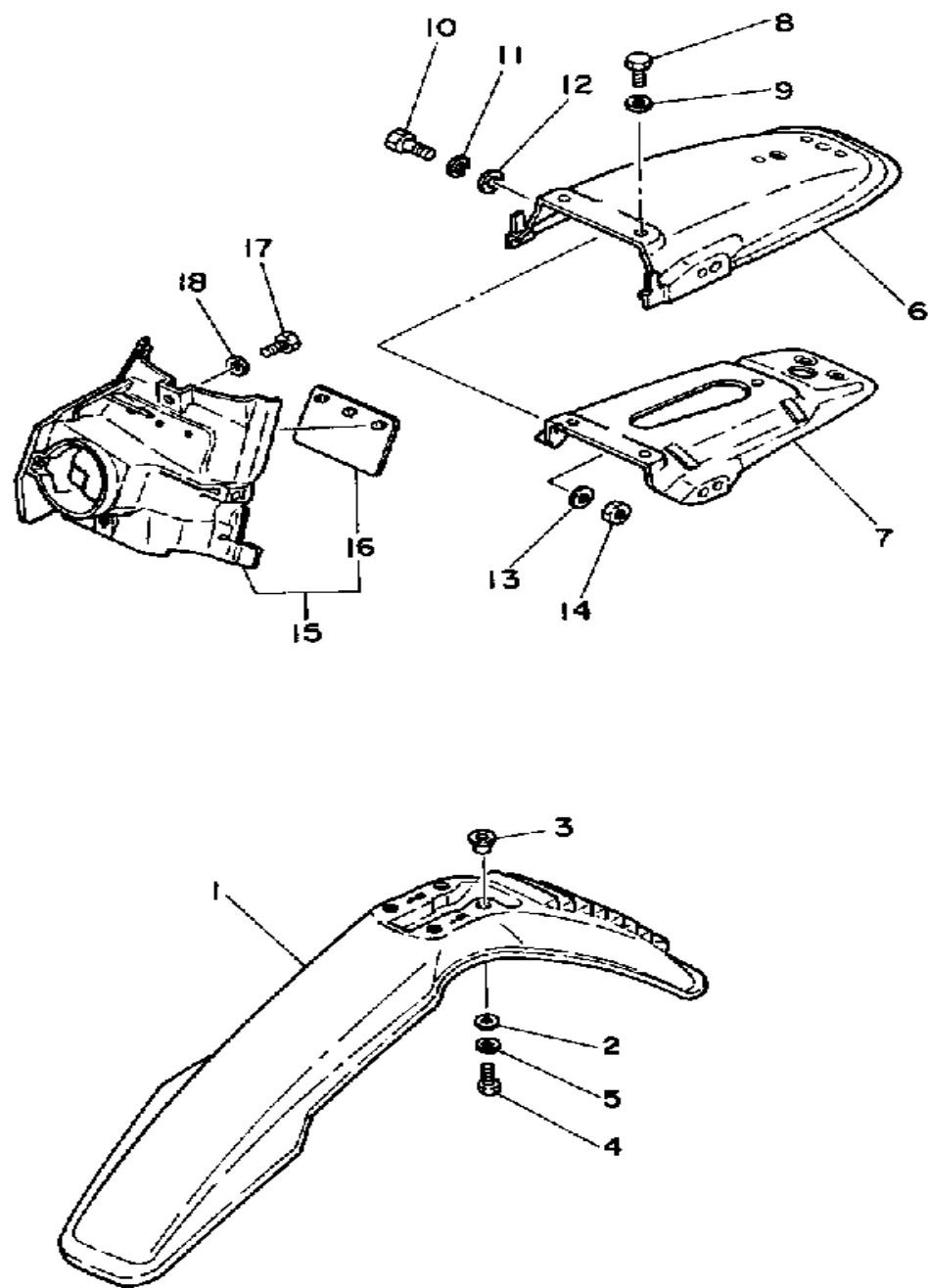


3Y2171-0180

FRAME

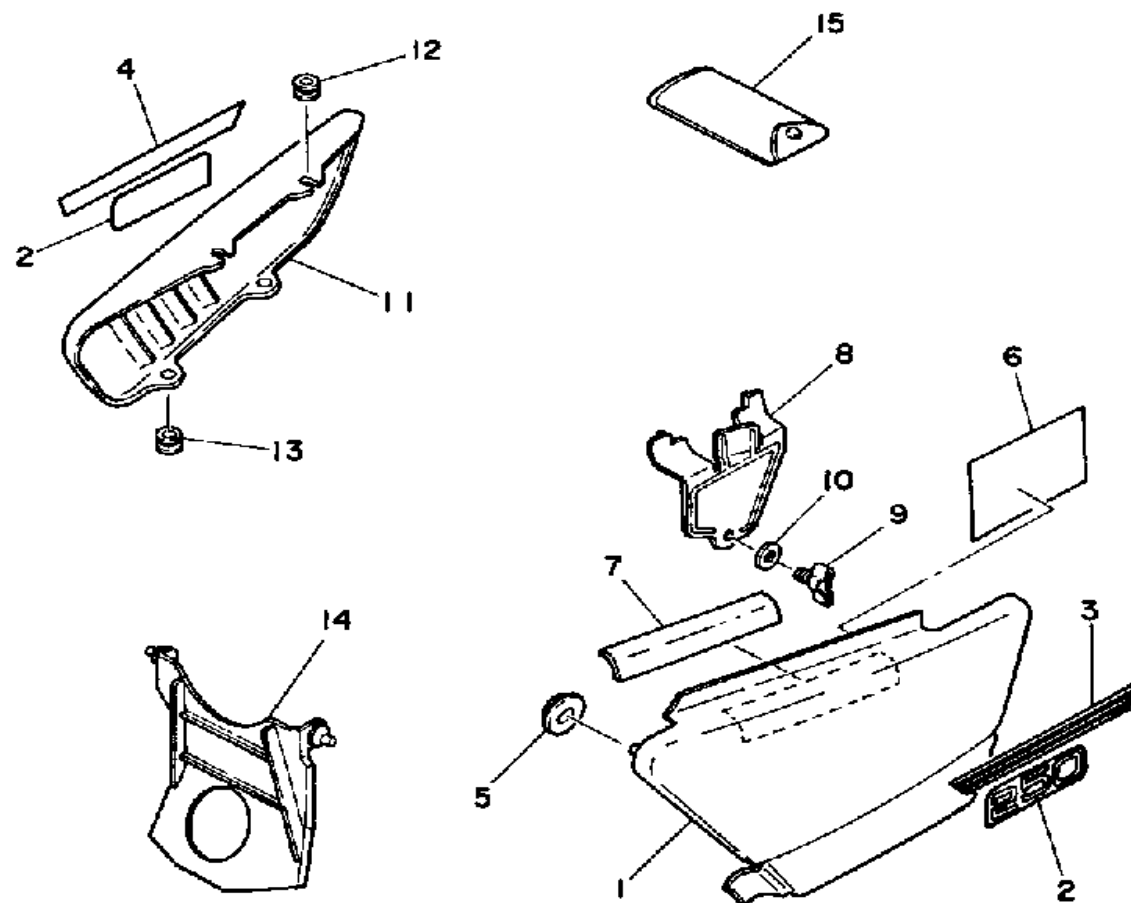
Ref. No.	Part Number	Description	Qty	Remarks
1	(20T-21110-00-33)	FRAME		YAMAHA BLKSEE
	(3Y1-21110-10-33)	FRAME	1	NOTE
2	(3Y1-21316-00-00)	STAY, ENGINE 3	1	YAMAHA BLK
3	95811-08070-00	BOLT, FLANGE	4	
4	90201-094G1-00	WASHER, PLATE	4	
5	90185-08089-00	NUT, SELF-LOCKING	4	
6	(371-21315-00-00)	STAY, ENGINE 2	2	
7	95811-08055-00	BOLT, FLANGE	3	
8	90201-094G1-00	WASHER, PLATE	3	
9	90185-08089-00	NUT, SELF-LOCKING	3	
10	3Y1-21475-00-00	PLATE, ENGINE ADJUSTING ..	1	
11	97313-08016-00	BOLT, HEXAGON	2	
12	92902-08100-00	WASHER, SPRING	2	
13	92901-08600-00	WASHER	2	
14	90105-08162-00	BOLT, WASHER BASED	1	
15	90201-094G1-00	WASHER, PLATE	1	
16	90185-08089-00	NUT, SELF-LOCKING	1	
17	3Y1-21471-00-35	PROTECTOR, ENGINE	1	SILVER
18	3Y1-24768-00-00	STOPPER	4	
19	97313-06016-00	BOLT, HEXAGON	3	
20	92995-06100-00	WASHER, SPRING	3	
21	90201-061A5-00	WASHER, PLATE	3	
22	3Y1-21279-00-00	PLUG, BLIND	2	

FRONT FENDER - REAR FENDER



Ref. No.	Part Number	Description	Qty	Remarks
1	3Y1-21511-01-00	FENDER, FRONT	1	WHITE
2	90201-06067-00	WASHER, PLATE	4	
3	90387-07789-00	COLLAR	4	
4	97313-06016-00	BOLT, HEXAGON	4	
5	92995-06100-00	WASHER, SPRING	4	
6	3Y1-21611-00-00	FENDER, REAR	1	WHITE
7	3Y1-21670-00-00	REINFORCEMENT	1	
8	97313-06016-00	BOLT, HEXAGON	2	
9	92995-06100-00	WASHER, SPRING	2	
10	97313-08030-00	BOLT, HEXAGON	2	
11	92990-08100-00	WASHER	2	
12	92901-08600-00	WASHER	2	
13	90201-08100-00	WASHER, PLATE	2	
14	95333-08600-00	NUT	2	
15	3Y1-21620-00-00	GUARD, MUD	1	
16	1M1-21621-00-00	. FLAP	1	
17	97301-06016-00	BOLT (97301-06015)	2	
18	90201-06067-00	WASHER, PLATE	2	


3Y2171-0190

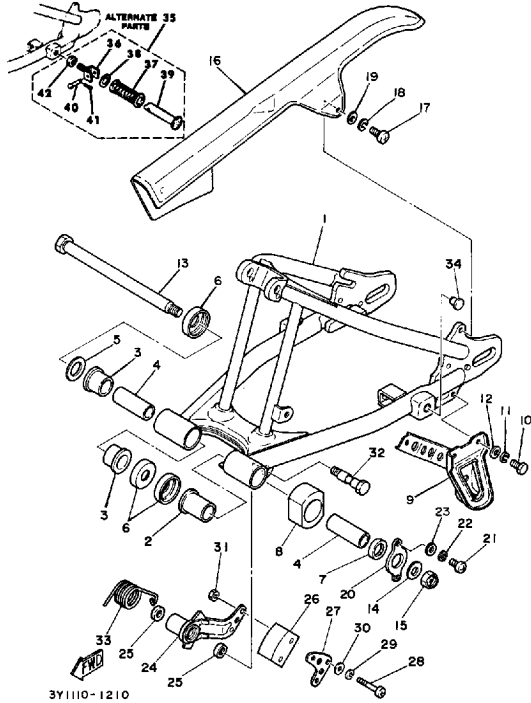


SIDE COVER - TOOL

Ref. No.	Part Number	Description	Qty	Remarks
1	3Y1-21711-00-36	COVER, SIDE 1	1	CLEAN WHITE
2	20T-21786-00-00	EMBLEM 6	2	
3	20T-21784-00-00	EMBLEM 4	1	
4	20T-21785-00-00	EMBLEM 5	1	
5	90480-01401-00	GROMMET	2	
6	(20T-21683-40-00)	PLATE, SPEC	1	
	(3Y1-21683-60-00)	PLATE, SPEC	1	
7	3Y1-21746-00-00	DAMPER	1	
8	3Y1-28185-00-00	LID	1	
9	90122-05010-00	BOLT, WING	1	
10	90201-05031-00	WASHER, PLATE	1	
11	3Y1-21721-00-00	COVER, SIDE 2	1	CLEAN WHITE
12	90480-08264-00	GROMMET	2	
13	90480-08264-00	GROMMET	2	
14	3Y1-2177F-00-00	COVER	1	
15	3Y1-W2810-00-00	TOOL KIT	1	



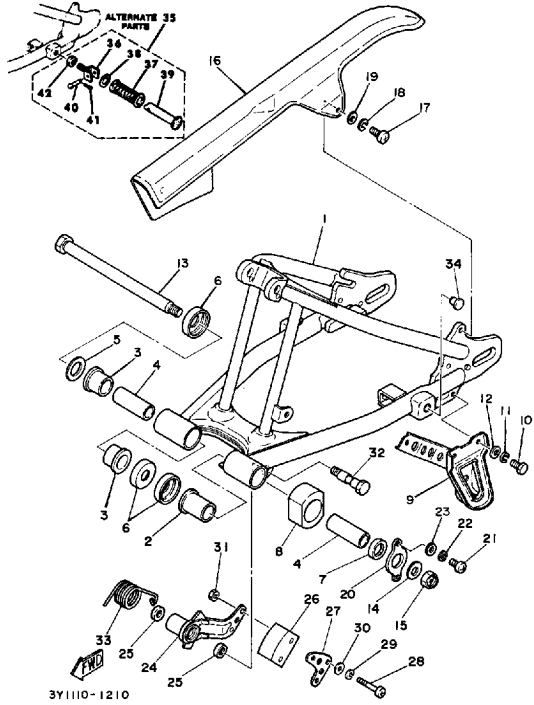
3Y1110-1200



REAR ARM - SUSPENSION

Ref. No.	Part Number	Description	Qty	Remarks
1	3Y1-22110-00-33	REAR ARM	1	YAMAHA BLK
2	3Y1-22184-01-00	BUSH	1	
3	3Y1-22123-01-00	BUSH 1	2	
4	3Y1-22124-01-00	BUSH 2	2	
5	240-22127-00-00	SHIM	1	
6	322-22128-01-00	COVER, THRUST 1	3	
7	93109-22019-00	OIL SEAL, SDO-TYPE	1	
8	3Y1-22151-00-00	SEAL, GUARD	1	
9	3Y1-22318-00-00	GUARD, CHAIN	1	
10	97313-06016-00	BOLT, HEXAGON	3	
11	92995-06100-00	WASHER, SPRING	3	
12	90201-061A5-00	WASHER, PLATE	3	
13	2N6-22141-00-00	SHAFT, PIVOT	1	
14	90201-14218-00	WASHER, PLATE	1	
15	90185-14070-00	NUT, SELF-LOCKING	1	
16	3Y1-22311-00-00	CASE, CHAIN	1	BLACK
17	98503-06014-00	SCREW, PAN HEAD (92502-06016)	2	
18	92995-06100-00	WASHER, SPRING	2	
19	90201-062A8-00	WASHER, PLATE	2	
20	3Y1-21329-00-00	PLATE	1	
21	98580-06012-00	SCREW, PAN HEAD	2	
22	92995-06100-00	WASHER, SPRING	2	
23	90201-061A5-00	WASHER, PLATE	2	
24	3Y1-22179-00-00	ARM, TENSIONER	1	
25	93104-14044-00	OIL SEAL	2	
26	ACC-11130-00-25	TENSIONER (2N0-22178-00-00)	1	
27	1W1-22187-00-00	GUIDE, CHAIN	1	
28	98501-05040-00	SCREW, PAN HEAD (98502-05040)	2	

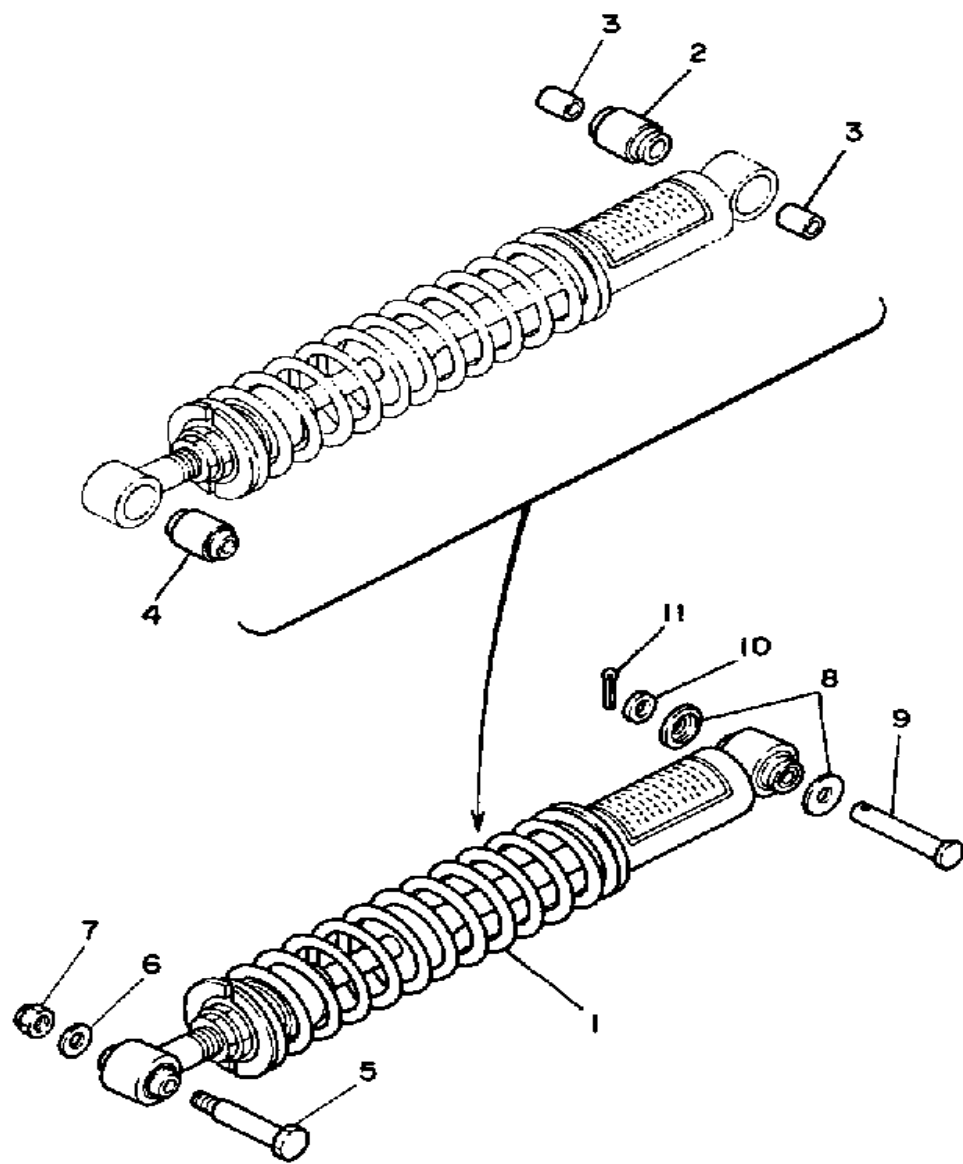
CONTINUED ON NEXT FRAME ➤



REAR ARM - SUSPENSION

Ref. No.	Part Number	Description	Qty	Remarks
29	92990-05100-00	WASHER, SPRING	2	
30	92901-05600-00	WASHER, PLATE	2	
31	95380-05600-00	NUT	2	
32	90109-10483-00	BOLT (90109-10533-00)	1	
33	90508-35350-00	SPRING, TORSION	1	
34	90338-11111-00	PLUG, SPEC'L SHAPE	2	
35	120-27430-02-00	RR FOOTREST ASSEMBLY 1 .	2	
36	120-27432-02-00	. BRACKET 1	1	
37	120-27433-00-00	. COVER, REAR FOOTREST ..	1	
38	90201-20279-00	. WASHER, PLATE	1	
39	120-27431-00-00	. FOOTREST, REAR 1	1	
40	90240-06009-00	. PIN, CLEVIS	1	
41	91490-16020-00	. PIN, COTTER	1	
42	(90170-12063-00)	NUT, HEXAGON	2	

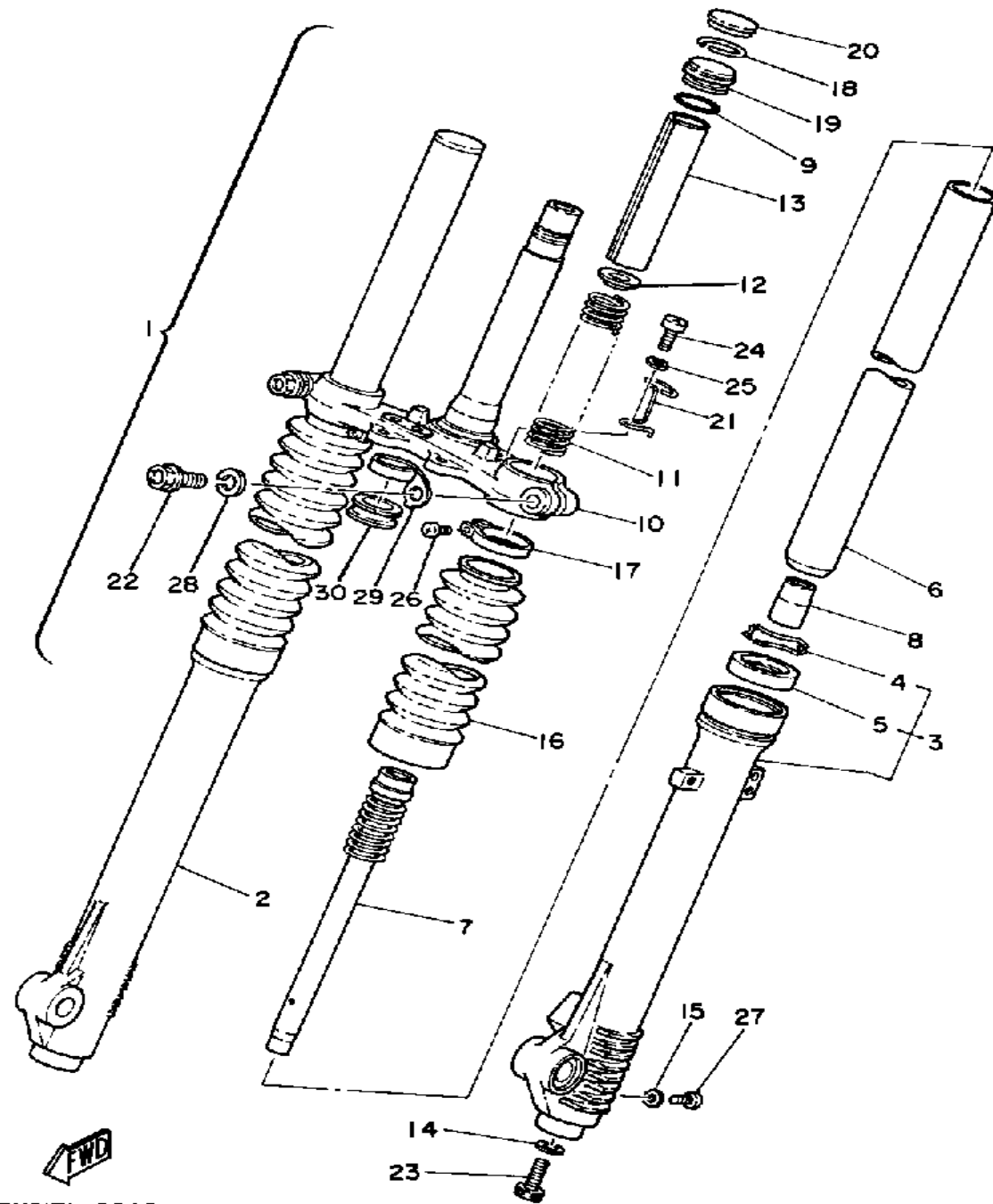
REAR SUSPENSION



Ref. No.	Part Number	Description	Qty	Remarks
1	3Y1-22210-01-00	SHK/ABS ASSEMBLY, REAR (3Y1-22210-00)	1	
2	3R4-22226-00-00	. BUSH, SHOCK ABS LWR	1	
3	90380-12051-00	. BUSH, SOLID	2	
4	1YW-22216-00-00	. BUSH, RR SHOCK ABS	1	
5	90109-10554-00	BOLT	1	
6	90201-102G9-00	WASHER, PLATE	1	
7	95601-10100-00	NUT, U (95602-10100-00)	1	
8	1W1-22128-00-00	COVER, THRUST 1	2	
9	90240-12075-00	PIN, CLEVIS	1	
10	92990-12600-00	WASHER, PLATE	1	
11	91401-30030-00	PIN, COTTER	1	



16E700-1220

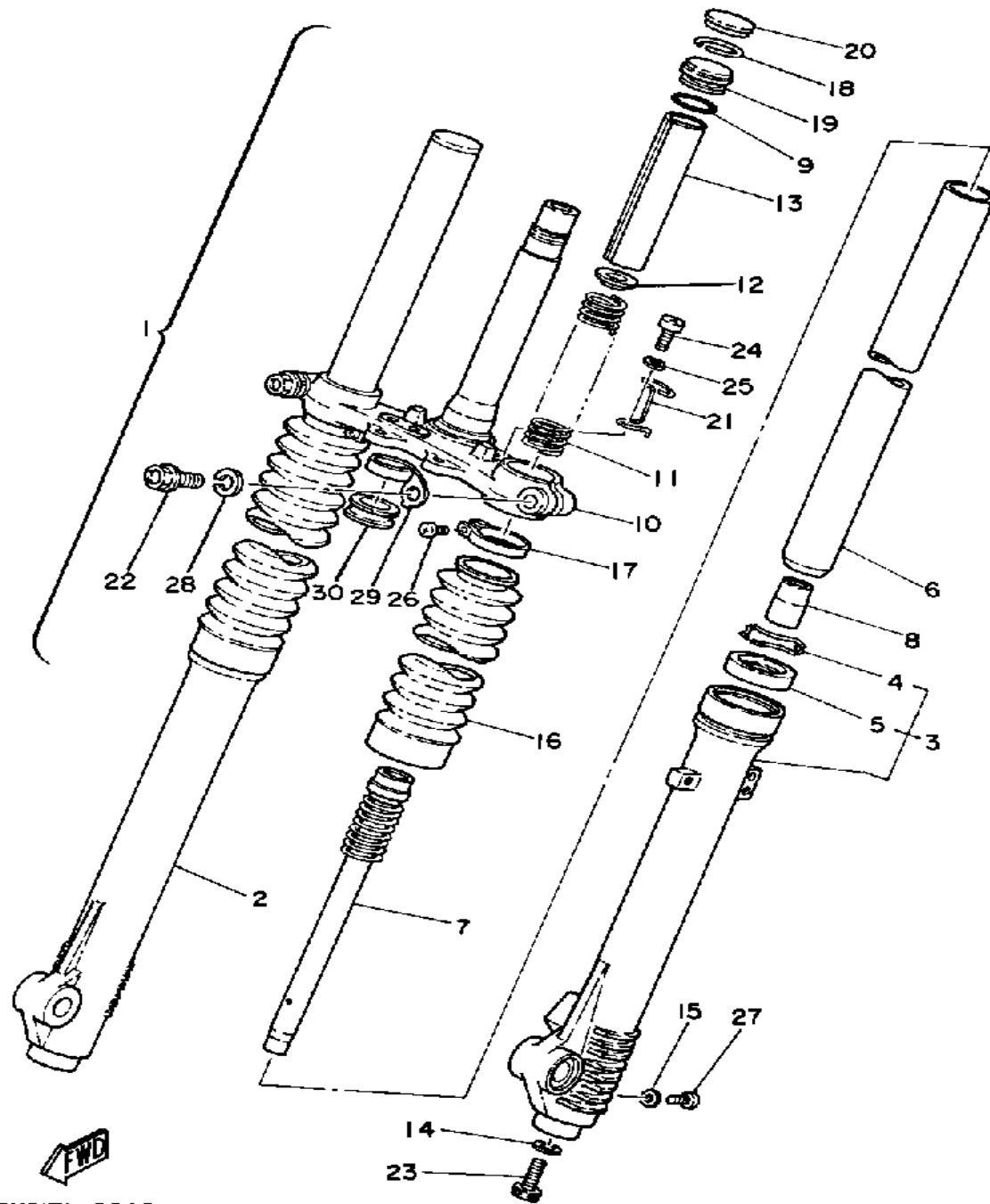


3Y2171-0240

FRONT FORK

Ref. No.	Part Number	Description	Qty	Remarks
1	(3Y1-23100-00-00)	FRONT FORK ASSEMBLY	1	
2	3Y1-23136-00-98	. TUBE, OUTER 2	1	LOW GLOSS BLK
3	3Y1-23126-00-98	. TUBE, OUTER 1	1	LOW GLOSS BLK
4	4A1-23156-00-00	. . CLIP, OIL SEAL	2	
5	1T3-23145-00-00	. . OIL SEAL	2	
6	3Y1-23110-00-00	. INNER TUBE 1	2	
7	3Y1-23170-00-00	. CYLINDER, FRTFRK	2	
8	1W1-23173-L0-00	. SPINDLE, TAPER	2	
9	3J2-23114-00-00	. GASKET	2	
10	3Y3-23340-30-33	. NO LONGER AVAILABLEK (3Y1-23340-00-33)		YAMAHA BLK
11	3Y1-23141-00-00	. SPRING, FRONT FORK	2	
12	583-23142-00-00	. SEAT, SPRING UPPER	2	
13	2W6-23118-00-00	. SPACER	2	
14	509-23158-L0-00	. GASKET	2	
15	122-23129-00-00	. GASKET, DRAIN PLUG	2	
16	3Y1-23191-00-00	. BOOT, FRONT FORK	2	
17	341-92090-60-00	. BAND, BOOT	2	
18	3J2-23183-00-00	. CIRCLIP	2	
19	3Y1-23111-00-00	. BOLT, CAP	2	
20	3Y1-23168-00-00	. CAP, FRONT FORK	2	
21	3Y1-2331E-00-00	. GUIDE, CABLE	1	
22	2NX-23356-00-00	. BOLT 2	2	
23	278-23181-50-00	. BOLT, HEXAGON SOCKET HEAD	2	
24	98580-06012-00	. SCREW, PAN HEAD	1	
25	92995-06100-00	. WASHER, SPRING	1	
26	509-23194-L0-00	. SCREW, BOOT BAND	2	
27	4H7-23119-00-00	. PLUG, DRAIN - (122-23119-01)	2	

CONTINUED ON NEXT FRAME ➤



3Y2171-0240

FRONT FORK

Ref. No.	Part Number	Description	Qty	Remarks
28	92901-12100-00	. WASHER, SPRING	2	
29	3Y1-23317-00-00	. HOLDER, CABLE	1	
30	1W1-23389-00-00	. GUIDE, CABLE	1	

STEERING

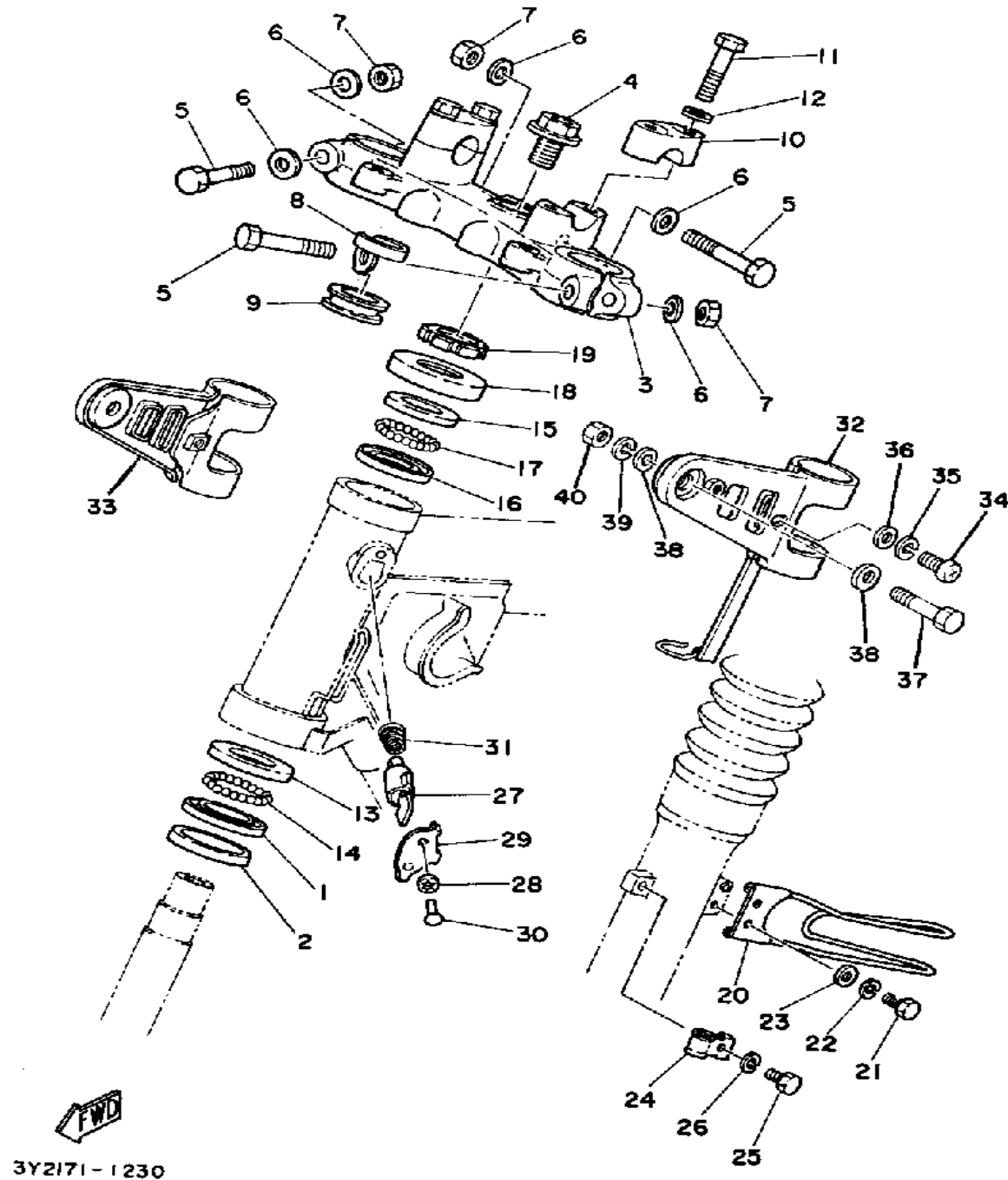
Ref. No.	Part Number	Description	Qty	Remarks
1	156-23411-00-00	RACE, BALL 1	1	
2	164-23462-00-00	SEAL, STEERING	1	
3	3Y1-23435-00-98	CROWN, HANDLE	1	LOW GLOSS BLK
4	90105-14102-00	BOLT, WASHER BASED	1	
5	97313-08055-00	BOLT, HEXAGON	3	
6	92901-08600-00	WASHER	5	
7	95333-08600-00	NUT	3	
8	(3Y1-23317-A0-00)	HOLDER, CABLE	1	
9	1W1-23389-00-00	GUIDE, CABLE	1	
10	1E6-23441-00-00	HOLDER, HANDLE UPR	2	LOW GLOSS BLK
11	90106-08032-00	BOLT, DOME HEAD	4	
12	92901-08600-00	WASHER	4	
13	156-23412-00-00	RACE, BALL 2	1	
14	93501-04011-00	BALL	19	
15	22F-23411-01-00	RACE, BALL 1	1	
16	22F-23412-01-00	RACE, BALL 2	1	
17	93503-16010-00	BALL	22	
18	10V-23416-01-00	COVER, BALL RACE 2	1	
19	90179-25033-00	NUT	1	
20	2N6-23318-00-00	HOLDER, CABLE 1	1	
21	97313-06016-00	BOLT, HEXAGON	1	
22	92995-06100-00	WASHER, SPRING	1	
23	90201-061A5-00	WASHER, PLATE	1	
24	3Y1-23319-00-00	HOLDER, CABLE 2	1	
25	97026-06012-00	BOLT	1	
26	92906-06100-00	WASHER, SPRING	1	
27	2A6-23408-00-00	STEERING LOCK ASSEMBLY ..	1	
28	90208-04029-00	WASHER, CONICAL SPRING ..	1	
29	3DM-23484-00-00	CAP, HANDLE LOCK	1	

CONTINUED ON NEXT FRAME ➤

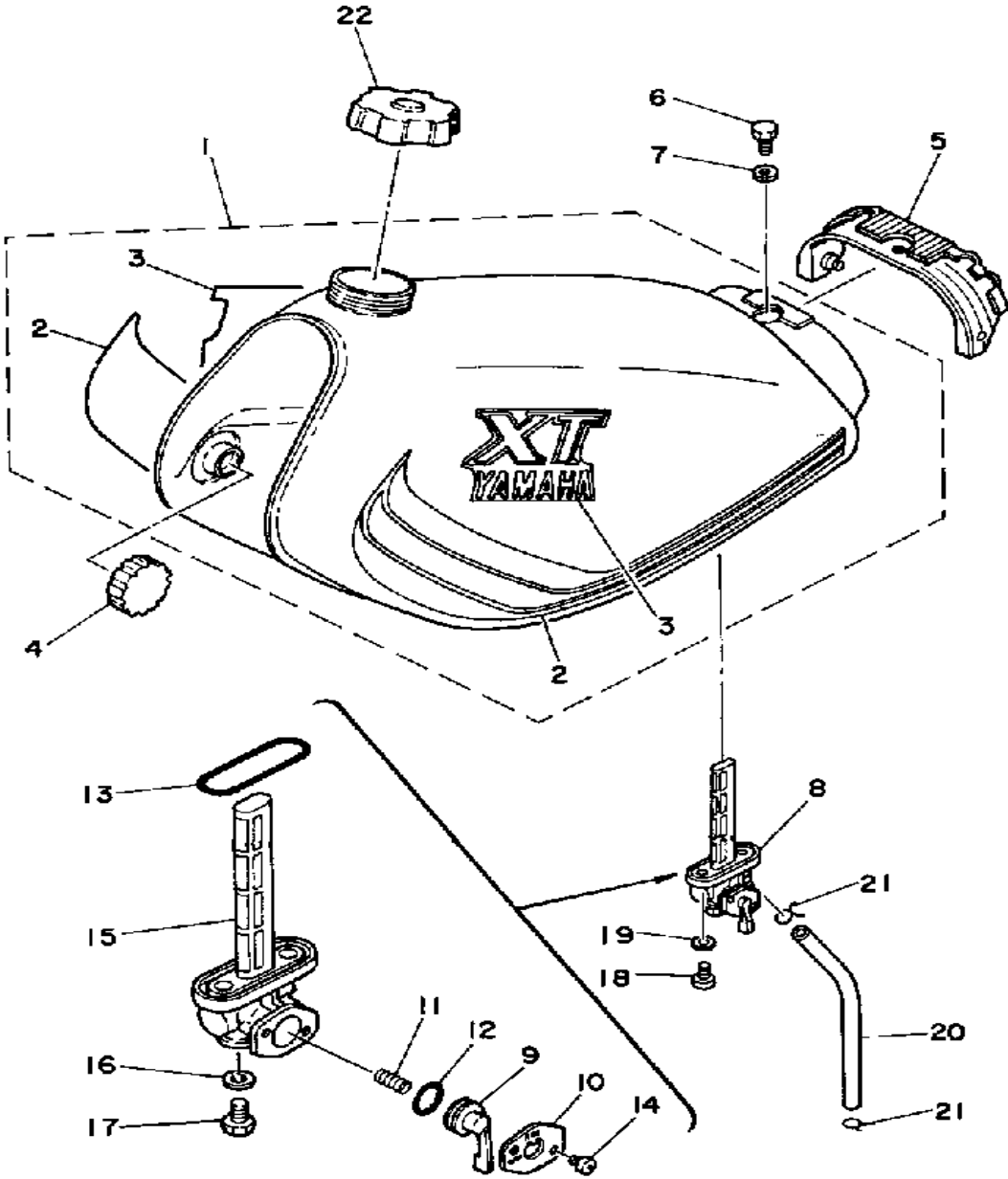
3Y2171-1230

STEERING

Ref. No.	Part Number	Description	Qty	Remarks
30	90269-04003-00	RIVET	1	
31	90502-09024-00	SPRING, CONICAL	1	
32	3Y1-84118-01-00	STAY, HEADLIGHT 1	1	
33	3Y1-84119-01-00	STAY, HEADLIGHT 2	1	
34	98506-06016-00	SCREW, PANHEAD	2	
35	92906-06100-00	WASHER, SPRING	2	
36	92906-06600-00	WASHER	2	
37	97313-08040-00	BOLT, HEXAGON (97322-08040)	2	
38	92990-08200-00	WASHER, PLAIN	4	
39	92902-08100-00	WASHER, SPRING	2	
40	95333-08600-00	NUT	2	



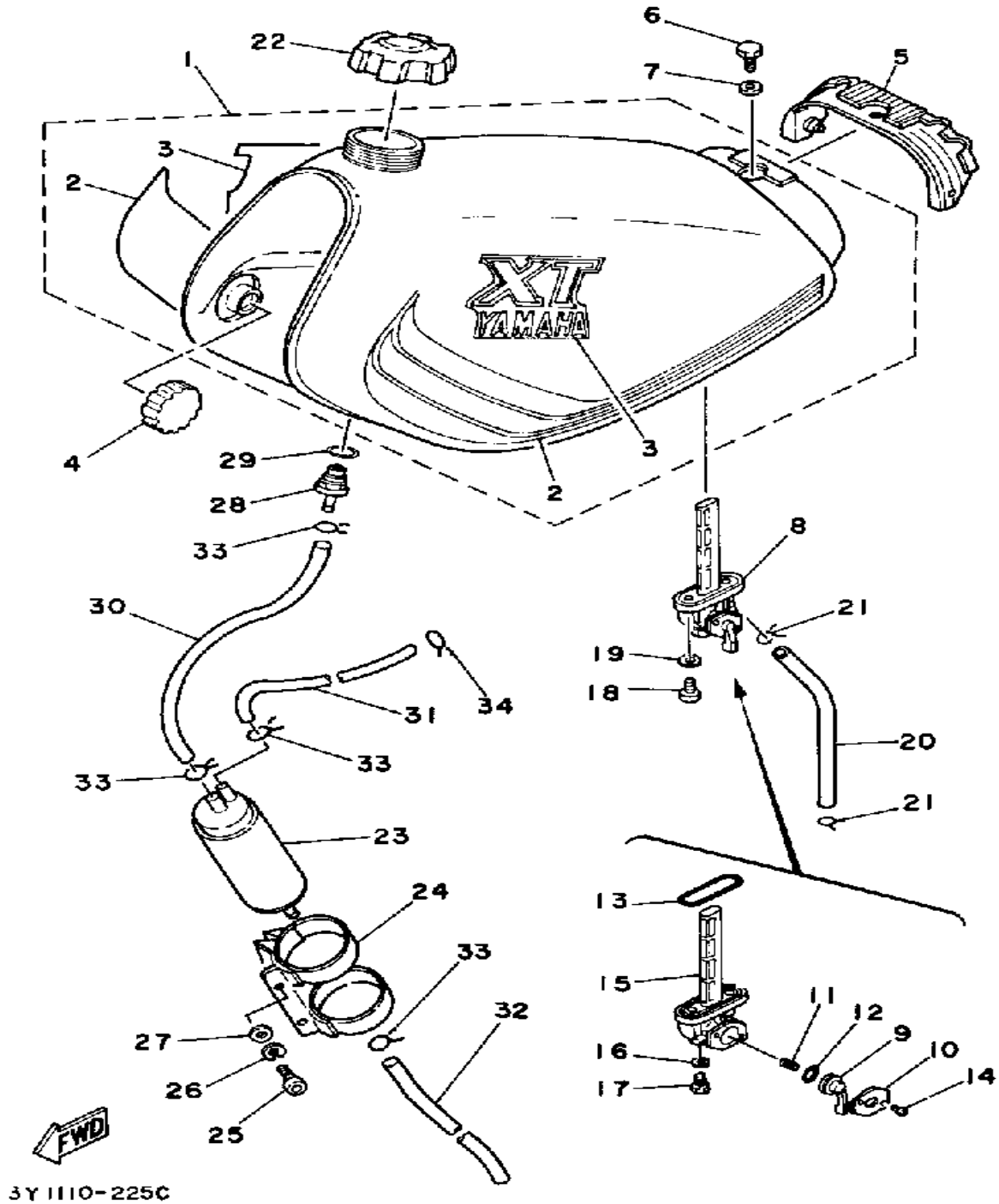
FUEL TANK XT250K



Ref. No.	Part Number	Description	Qty	Remarks
1	3Y1-24110-00-X8	FUEL TANK	1	
2	20T-24240-00-00	. GRAPHIC SET	1	
3	20T-24161-00-00	. EMBLEM 1	1	
4	278-24181-00-00	DAMPER, LOCATING 1	2	
5	3Y1-24182-01-00	DAMPER, LOCATING 2	1	
6	97301-06014-00	BOLT, HEXAGON	1	
7	90201-06063-00	WASHER, PLATE	1	
8	15A-24500-03-00	FUEL COCK ASSEMBLY 1 ...	1	
9	(3Y1-24524-00-00)	LEVER, COCK	1	
10	(3Y1-24525-00-00)	PLATE, LVR FITTING	1	
11	2W6-24529-00-00	. SPRING	1	
12	2N3-24528-00-00	. GASKET	1	
13	2W6-24512-00-00	. O-RING	1	
14	98580-03008-00	. SCREW, PAN HEAD	2	
15	3Y1-24514-00-00	. NET, FILTER 1	1	
16	2G2-24522-00-00	. GASKET	1	
17	2G2-24543-00-00	. PLUG, DRAIN	1	
18	90149-06011-00	SCREW	2	
19	90202-05187-00	WASHER, PLATE	2	
20	90445-10638-00	HOSE	1	
21	90467-09006-00	CLIP	2	
22	3Y1-24610-01-00	CAP ASSEMBLY	1	


3Y1110-1250

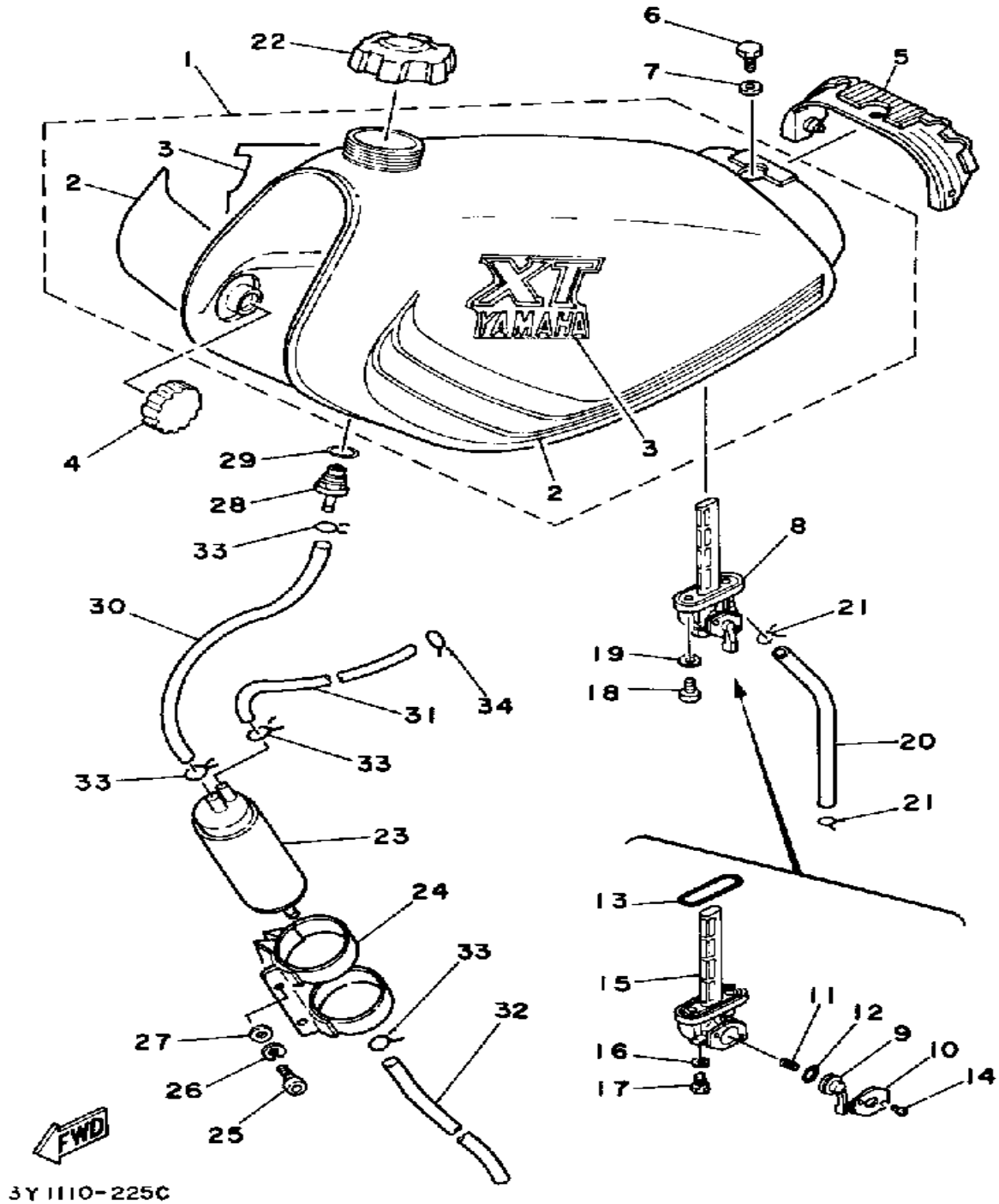
FUEL TANK XT250KC CALIFORNIA ONLY



Ref. No.	Part Number	Description	Qty	Remarks
1	20T-24110-00-01	FUEL TANK	1	CLEAN WHITE
2	20T-24240-00-00	. GRAPHIC SET	1	
3	20T-24161-00-00	. EMBLEM 1	2	
4	278-24181-00-00	DAMPER, LOCATING 1	2	
5	3Y1-24182-01-00	DAMPER, LOCATING 2	1	
6	97301-06014-00	BOLT, HEXAGON	1	
7	90201-06063-00	WASHER, PLATE	1	
8	15A-24500-03-00	FUEL COCK ASSEMBLY 1 ...	1	
9	(3Y1-24524-00-00)	LEVER, COCK	1	
10	(3Y1-24525-00-00)	PLATE, LVR FITTING	1	
11	2W6-24529-00-00	. SPRING	1	
12	2N3-24528-00-00	. GASKET	1	
13	2W6-24512-00-00	. O-RING	1	
14	98580-03008-00	. SCREW, PAN HEAD	2	
15	3Y1-24514-00-00	. NET, FILTER 1	1	
16	2G2-24522-00-00	. GASKET	1	
17	2G2-24543-00-00	. PLUG, DRAIN	1	
18	90149-06011-00	SCREW	2	
19	90202-05187-00	WASHER, PLATE	2	
20	90445-10638-00	HOSE	1	
21	90467-09006-00	CLIP	2	
22	5F7-24610-00-00	CAP ASSEMBLY	1	
23	20K-24170-00-00	CANISTER ASSEMBLY	1	
24	(20T-24190-00-00)	CANISTER HOLDER	1	
25	97016-08016-00	BOLT	2	
26	92906-08100-00	WASHER, SPRING	2	
27	92906-08600-00	WASHER	2	
28	20K-24180-00-00	ROLL OVER VALVE ASSEMBLY	1	

CONTINUED ON NEXT FRAME ➤

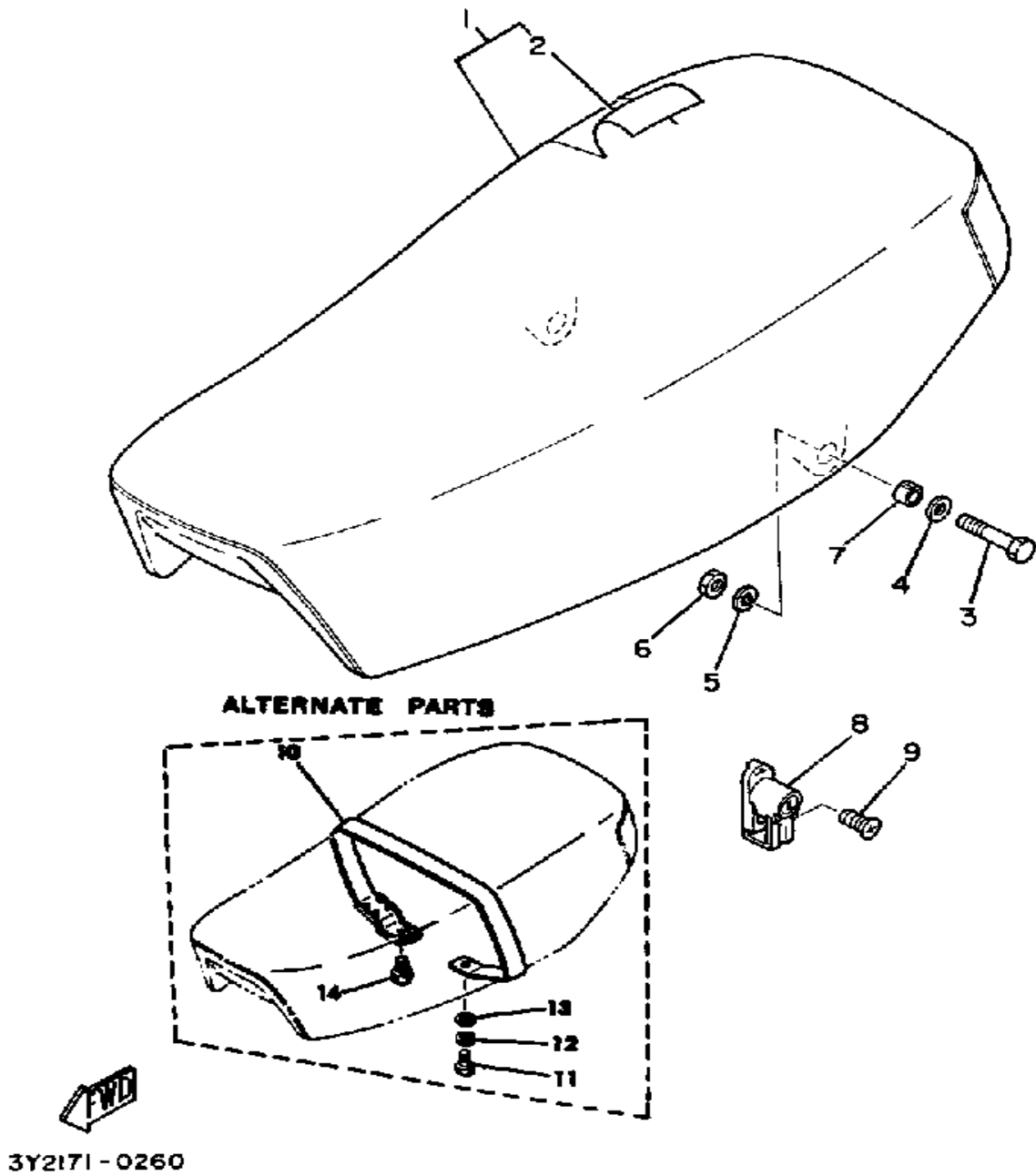
FUEL TANK XT250KC CALIFORNIA ONLY



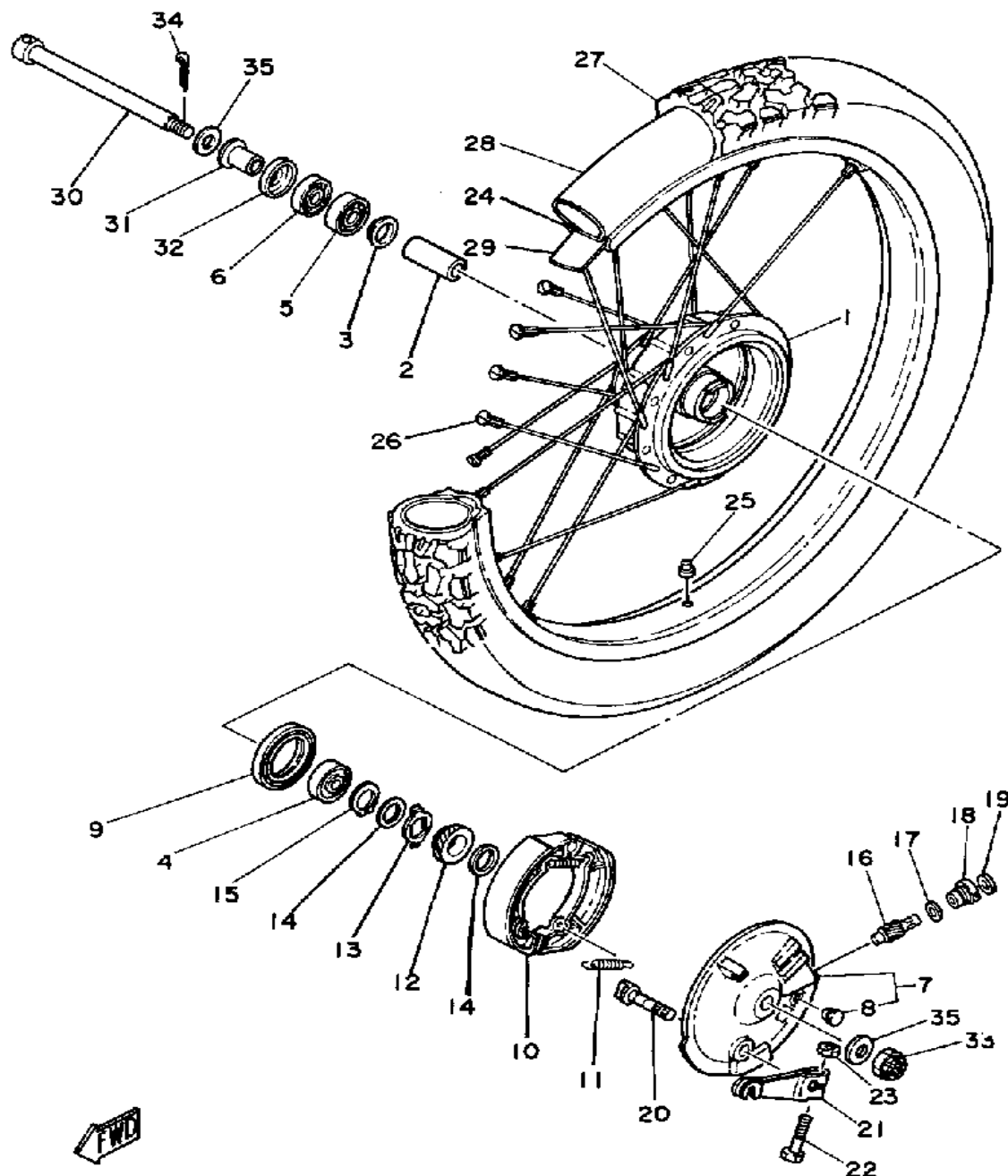
Ref. No.	Part Number	Description	Qty	Remarks
29	93210-10166-00	O-RING	1	
30	90445-10344-00	HOSE	1	
31	(90445-10517-00)	HOSE	1	
32	(90446-11030-00)	HOSE	1	
33	90467-09006-00	CLIP	4	
34	90467-11102-00	CLIP, SCISSOR	1	

SEAT

Ref. No.	Part Number	Description	Qty	Remarks
1	3Y1-W2473-00-00	SEMI-DBL-SEAT ASSEMBLY ..	1	
2	3Y1-24731-00-00	. COVER, DOUBLE SEAT	1	
3	97313-06045-00	BOLT (97021-06045-00)	2	
4	90201-062A8-00	WASHER, PLATE	2	
5	92995-06100-00	WASHER, SPRING	2	
6	95380-06600-00	NUT	2	
7	90387-10661-00	COLLAR	2	
8	55E-21308-00-00	HELMET HANGER ASSEMBLY	1	
9	98603-06018-00	SCREW, OVAL HEAD	1	
10	(3Y1-24778-00-00)	BAND, SEAT FITTING	1	ALTERNATE PARTS
11	97313-08018-00	BOLT, HEXAGON (97301-08016)	1	ALTERNATE PARTS
12	92990-08100-00	WASHER	1	ALTERNATE PARTS
13	92901-08600-00	WASHER	1	ALTERNATE PARTS
14	97313-08018-00	BOLT, HEXAGON (97301-08016)	1	ALTERNATE PARTS



3Y2171 - 0260

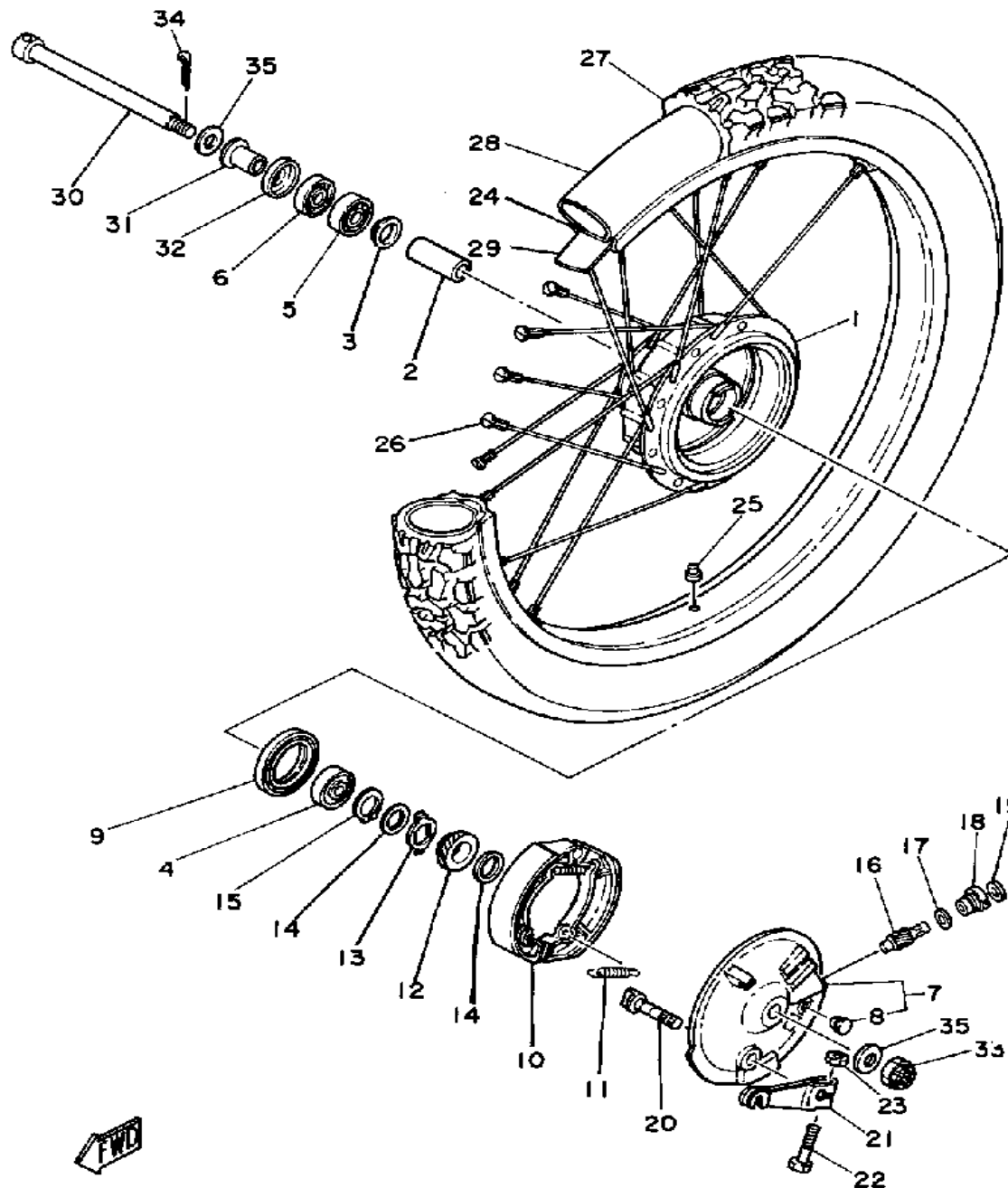


FWD
3Y2171-0270

FRONT WHEEL

Ref. No.	Part Number	Description	Qty	Remarks
1	3Y1-25111-00-98	HUB, FRONT	1	LOW GLOSS BLK
2	90560-15293-00	SPACER	1	
3	146-25116-00-00	FLANGE, SPACER 2	1	
4	93306-20226-00	BEARING	1	
5	93306-20209-00	BEARING (B6202)	1	
6	93102-20009-00	OIL SEAL	1	
7	99999-01734-00	BRAKE SHOE PLT ASSEMBLY	1	LOW GLOSS BLK
8	90480-10068-00	. GROMMET	1	
9	93105-47007-00	OIL SEAL	1	
10	25G-W2536-01-00	BRAKE SHOE SET	2	
11	90506-17328-00	SPRING, TENSION	2	
12	308-25135-00-00	GEAR, DRIVE	1	
13	214-25149-01-00	CLUTCH, METER	1	
14	90201-22283-00	WASHER, PLATE	2	
15	93410-22014-00	CIRCLIP, S-TYPE	1	
16	308-25138-00-00	GEAR, METER	1	
17	90201-07076-00	WASHER, PLATE	1	
18	109-25136-00-00	BUSH	1	
19	93104-07003-00	OIL SEAL	1	
20	3Y6-25351-00-00	CAMSHAFT	1	
21	3Y1-25155-00-00	LEVER, CAMSHAFT 1	1	
22	90101-06278-00	BOLT	1	
23	95380-06600-00	NUT	1	
24	94416-21326-00	RIM 1.60X 1	1	
25	90480-10068-00	GROMMET	1	
26	3Y1-25104-00-00	SPOKE SET, FRONT	1	
27	94130-21416-00	300X21BS TW11 4PLY	1	BRIDGESTONE
28	94227-21123-00	TUBE (2.75-21)	1	BRIDGESTONE
29	94330-21084-00	BAND, RIM (3.00-21)	1	BRIDGESTONE

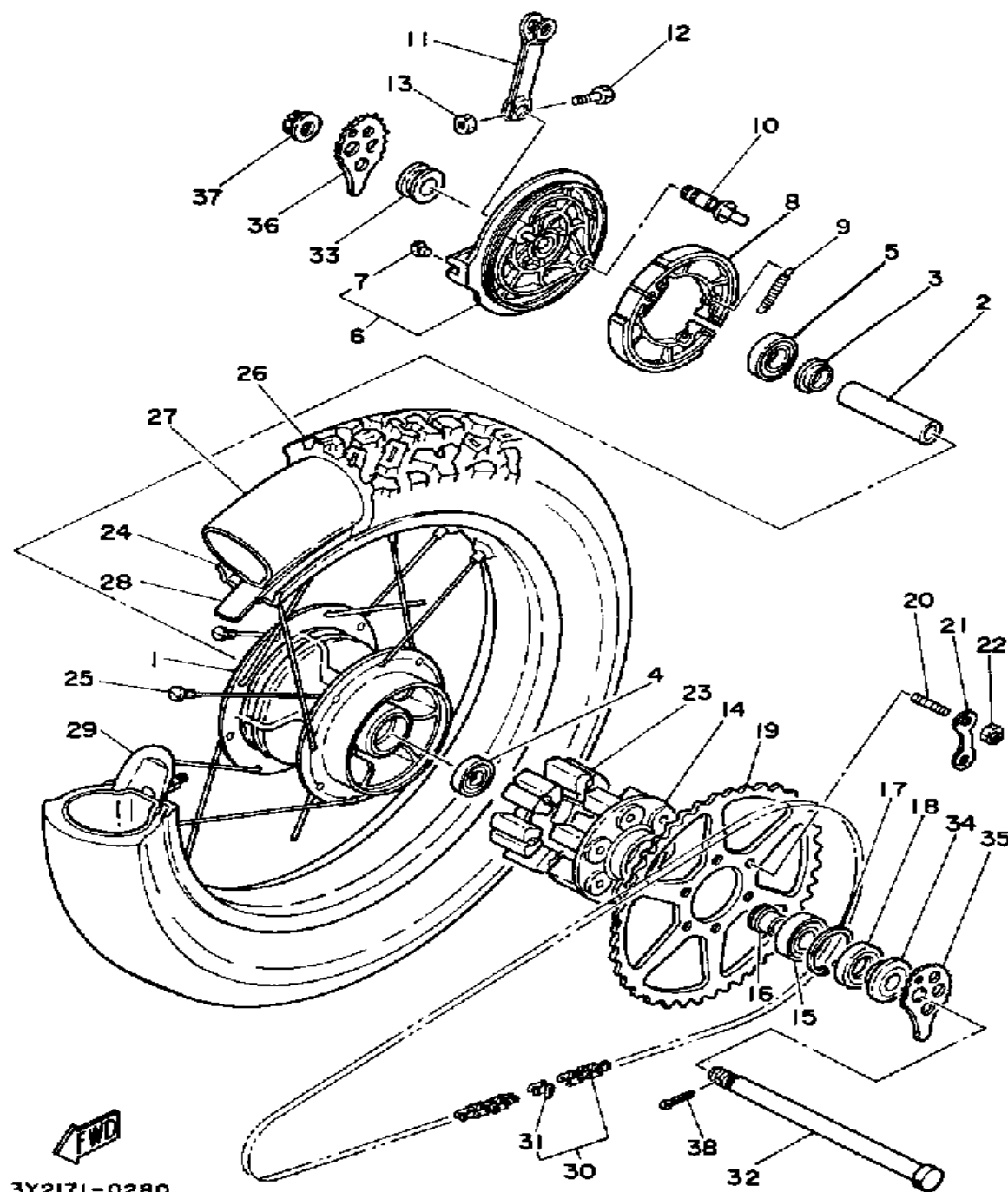
CONTINUED ON NEXT FRAME ➤




 3Y2171-0270

FRONT WHEEL

Ref. No.	Part Number	Description	Qty	Remarks
30	403-25381-01-00	AXLE, WHEEL	1	
31	90387-15600-00	COLLAR	1	
32	322-25118-00-00	COVER, HUB DUST	1	
33	90171-14020-00	NUT, CASTLE	1	
34	91401-30030-00	PIN, COTTER	1	
35	90201-15785-00	WASHER, PLATE	2	



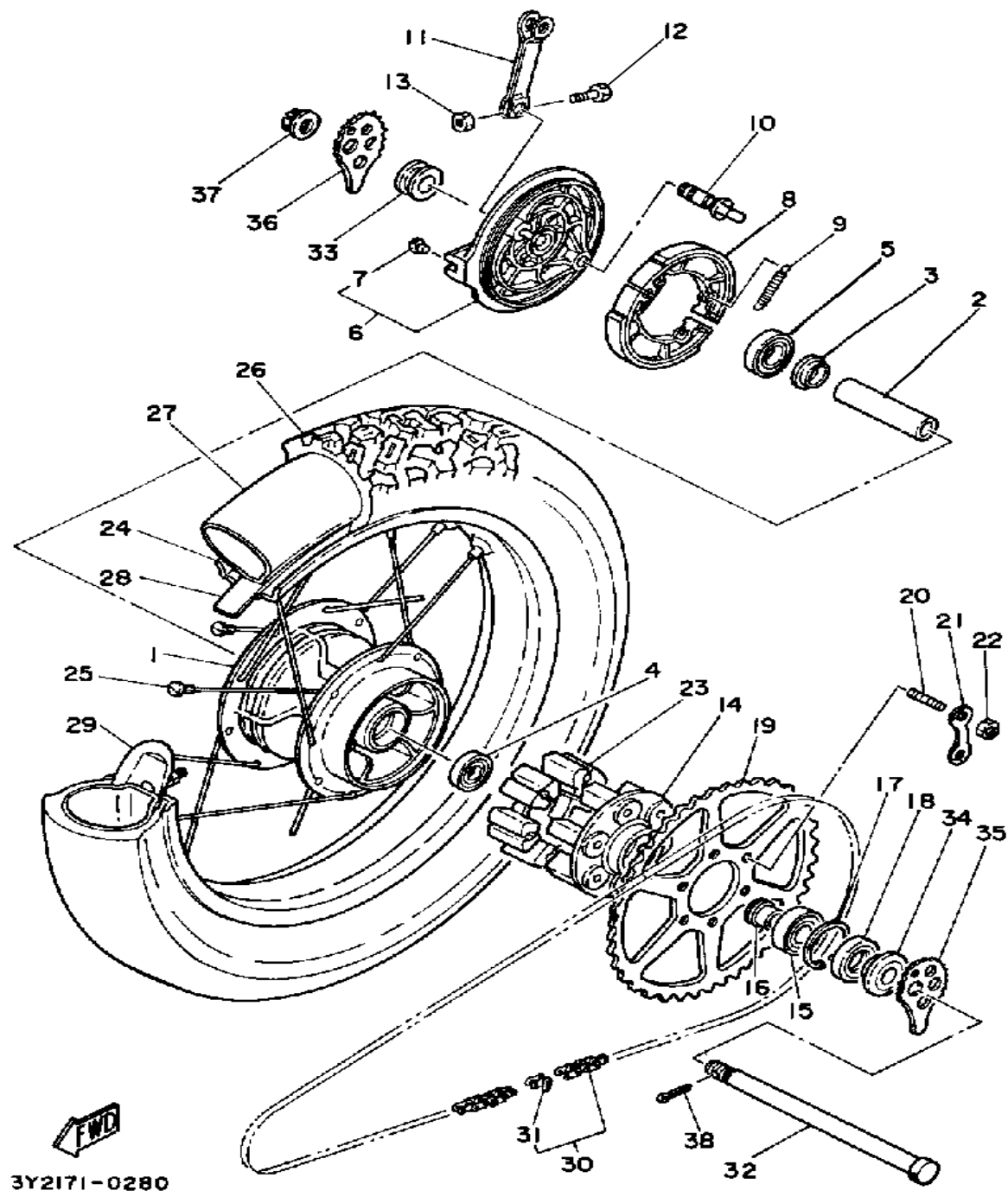
3Y2171-0280

REAR WHEEL

Ref. No.	Part Number	Description	Qty	Remarks
1	3Y1-25311-00-98	HUB, REAR	1	LOW GLOSS BLK
2	90560-17311-00	SPACER	1	
3	146-25315-00-00	FLANGE, SPACER	1	
4	93306-20310-00	BEARING	1	
5	93306-20310-00	BEARING	1	
6	3Y1-25026-00-98	BRAKE SHOE PLATE ASSEMBLY	1	LOW GLOSS BLK
7	90480-10068-00	. GROMMET	1	
8	25G-W2536-01-00	BRAKE SHOE SET	2	
9	90506-17328-00	SPRING, TENSION	2	
10	3Y6-25351-00-00	CAMSHAFT	1	
11	1E2-25155-00-00	LEVER, CAMSHAFT 1	1	
12	90101-06278-00	BOLT	1	
13	95380-06600-00	NUT	1	
14	3Y1-25366-00-98	CLUTCH, HUB	1	LOW GLOSS BLK
15	93306-20421-00	BEARING	1	
16	3Y1-25377-00-00	COLLAR, WHEEL	1	
17	99009-47500-00	CIRCLIP	1	
18	93102-28022-00	OIL SEAL	1	
19	30X-25447-50-00	SPROCKET, DRVN 47T (3Y1-25447-10-33)	1	YAMAHA BLK
20	90116-08218-00	BOLT, STUD	6	
21	90215-08160-00	WASHER, LOCK	3	
22	90170-08258-00	NUT	6	
23	3Y1-25364-00-00	DAMPER	6	
24	94421-17242-00	RIM 2.15X 7	1	
25	3Y1-25304-00-00	SPOKE SET, REAR	1	
26	94146-17415-00	BS 460X17 TW10A	1	BRIDGESTONE
27	94240-17164-00	TUBE (94246-17158)	1	BRIDGESTONE

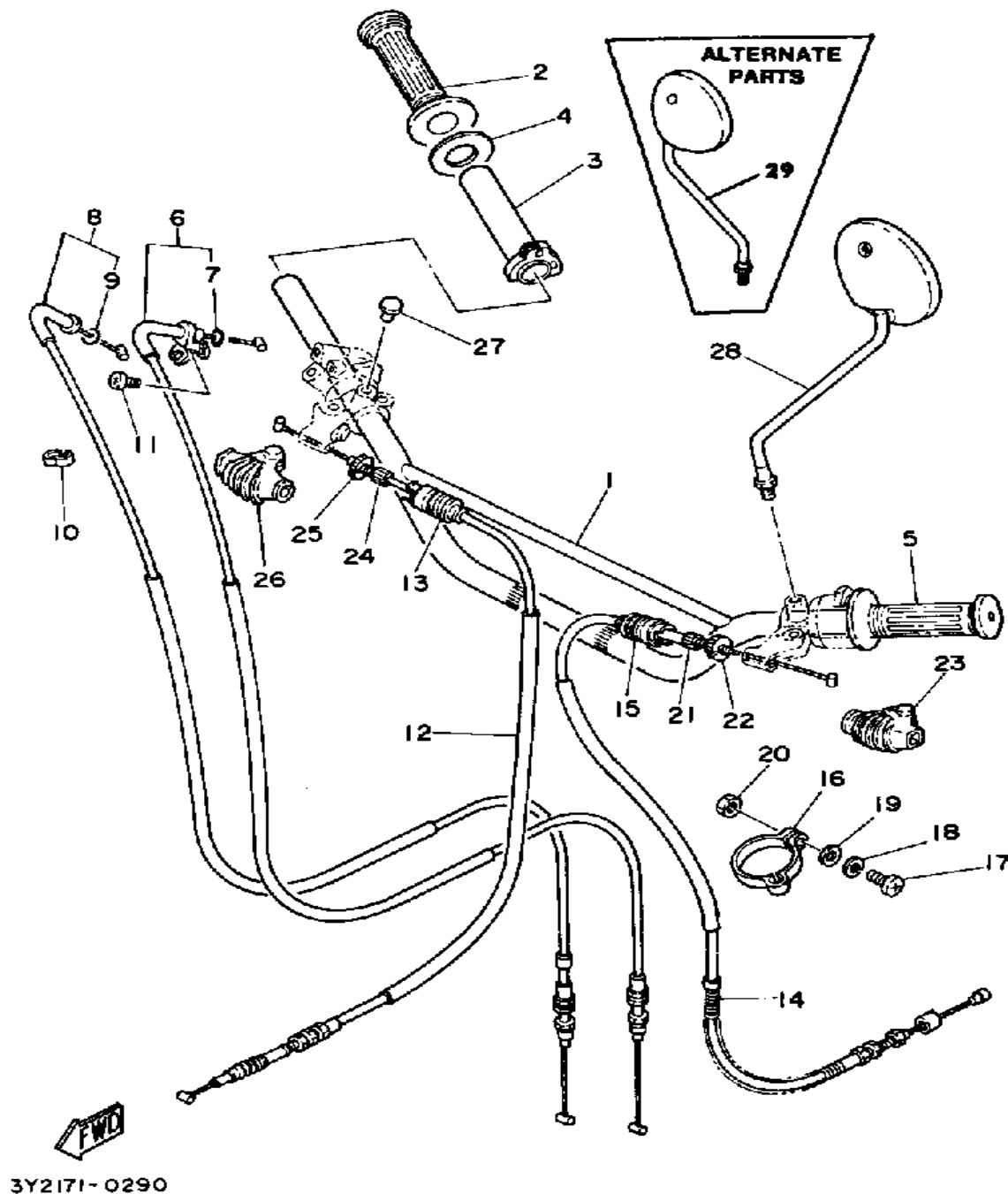
CONTINUED ON NEXT FRAME ►

REAR WHEEL



Ref. No.	Part Number	Description	Qty	Remarks
28	94332-17112-00	BAND, RIM (94332-17107) (3.25-17)	1	BRIDGESTONE
29	3Y1-25394-00-00	SPACER, BEAD	1	
30	9Y58E-20097-00	DID520DS-98L (DID520DS 98L)	1	
31	94685-20011-00	. JOINT CHAIN	1	
32	150-25381-00-00	AXLE, WHEEL	1	
33	90387-17141-00	COLLAR	1	
34	3Y1-25383-00-00	COLLAR, WHEEL	1	
35	3Y1-25388-01-00	PULLER, CHAIN 1	1	
36	3Y1-25389-00-00	PULLER, CHAIN 2	1	
37	90171-16024-00	NUT, CASTLE	1	
38	91401-30030-00	PIN, COTTER	1	

3Y2171-0280

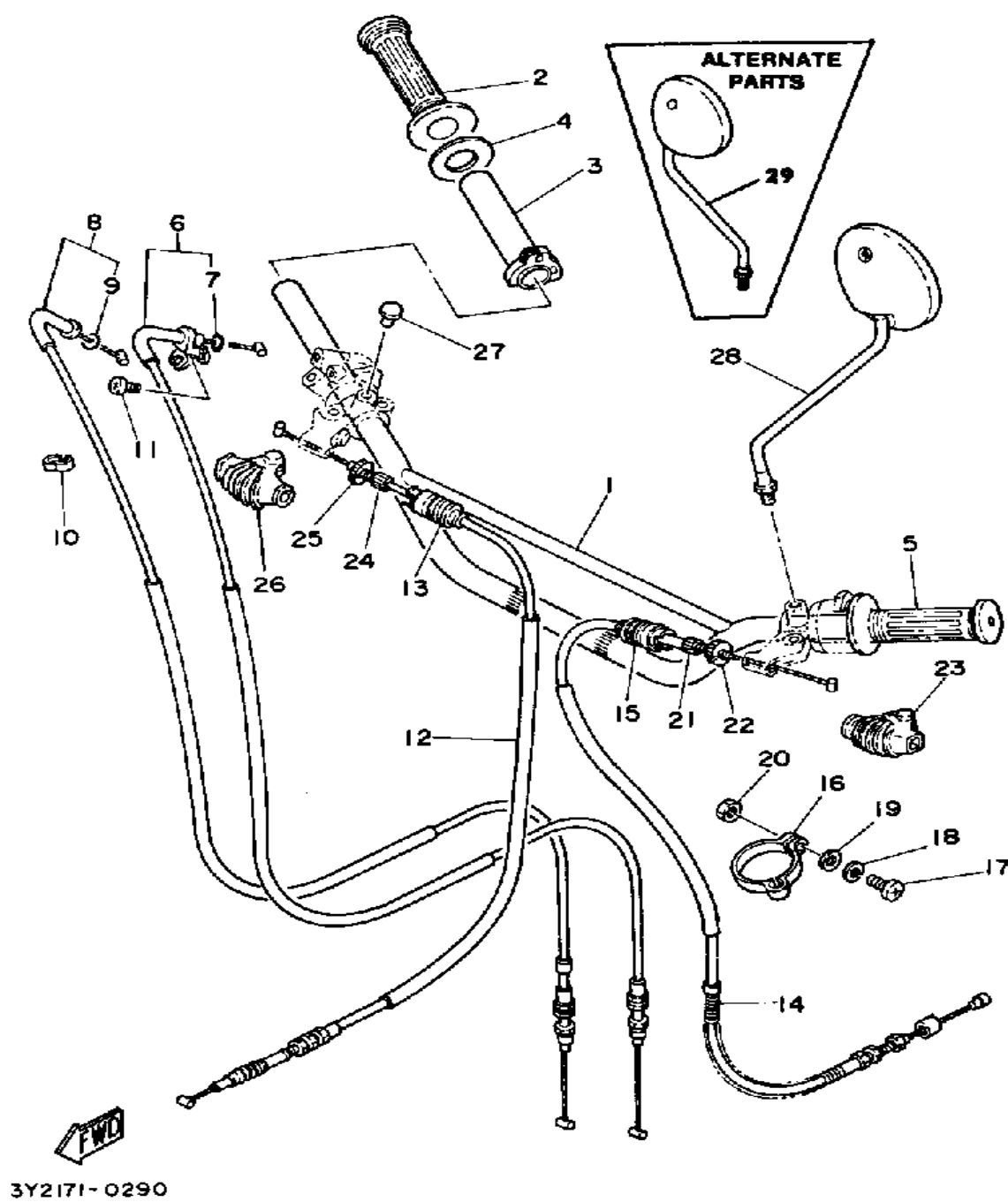


HANDLEBAR - CABLE

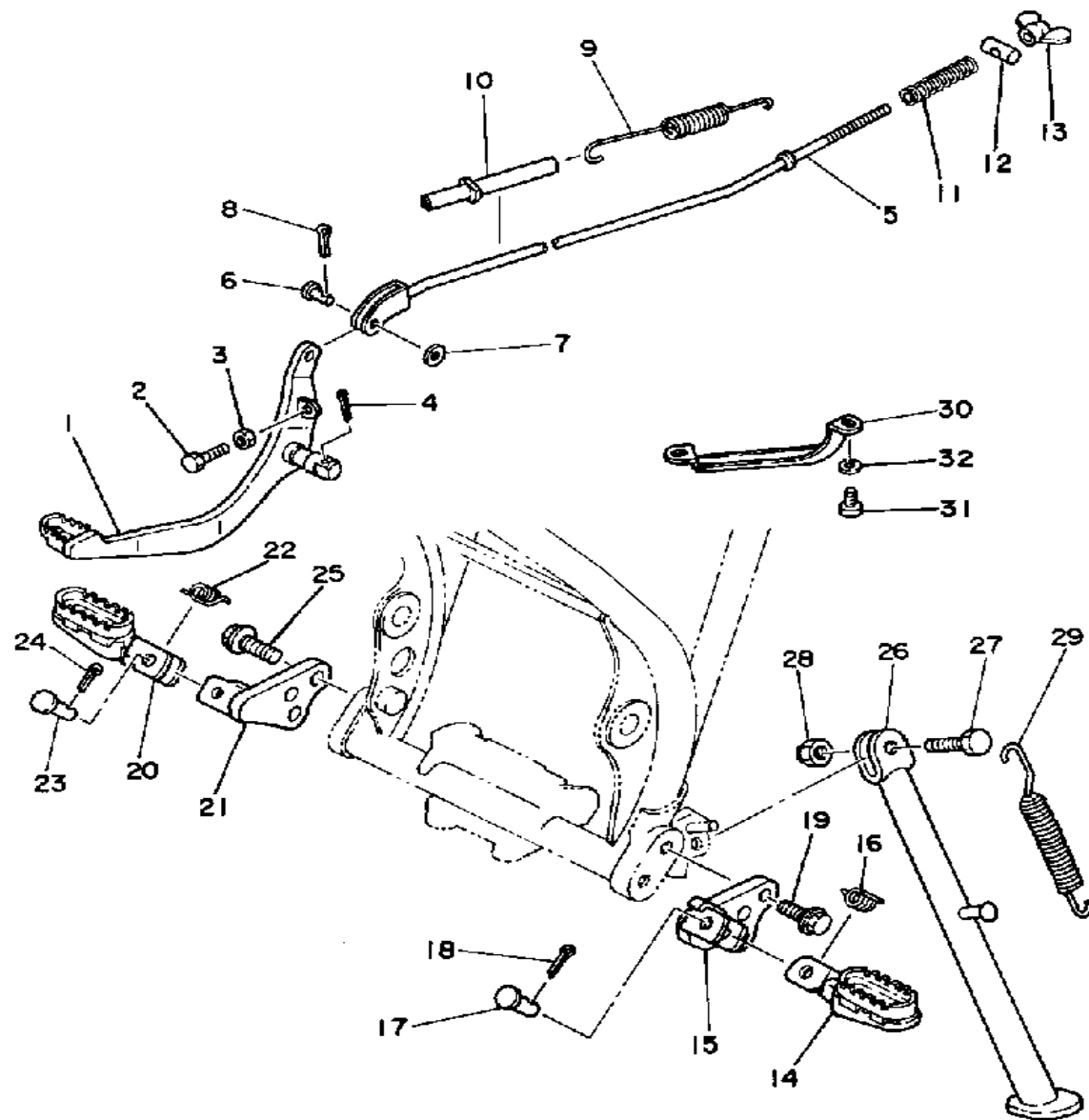
Ref. No.	Part Number	Description	Qty	Remarks
1	3Y1-26111-00-00	HANDLEBAR	1	
2	1A0-26242-01-00	GRIP (RIGHT)	1	
3	3Y1-26243-01-00	TUBE, THROTTLE GUIDE	1	
4	3Y1-26249-00-00	RING, LEAF	1	
5	1E6-26241-00-00	GRIP LH	1	
6	3Y1-26311-00-00	CABLE, THROTTLE 1	1	
7	93210-08408-00	. O-RING	1	
8	53R-26312-00-00	CABLE, THROTTLE 2 (3Y1-26312-00)	1	
9	93210-08408-00	. O-RING	1	
10	90468-15009-00	CLIP	1	
11	98506-05008-00	SCREW, PAN HEAD	1	
12	3Y1-26341-00-00	CABLE, BRAKE	1	
13	1E6-26342-00-00	BOOT, CABLE	1	
14	3Y0-26335-00-00	CABLE, CLUTCH	1	
15	1E6-26342-00-00	BOOT, CABLE	1	
16	3Y1-26397-00-00	BAND	1	
17	98580-05016-00	SCREW, PAN HEAD	1	
18	92990-05100-00	WASHER, SPRING	1	
19	92901-05600-00	WASHER, PLATE	1	
20	95380-05600-00	NUT	1	
21	90123-08046-00	BOLT	1	
22	90179-08148-00	NUT	1	
23	1E6-26372-00-00	COVER, HANDLE LEVER 1 ...	1	
24	90123-08046-00	BOLT	1	
25	90179-08148-00	NUT	1	
26	1E6-26372-00-00	COVER, HANDLE LEVER 1 ...	1	
27	90338-09012-00	PLUG	1	
28	5Y1-26290-10-00	BACK MIRROR ASSEMBLY (L.H)	1	

CONTINUED ON NEXT FRAME ➤

HANDLEBAR - CABLE



Ref. No.	Part Number	Description	Qty	Remarks
29	3Y1-26290-00-00	BACK MIRROR ASSEMBLY (R.H)	1	ALT. PART

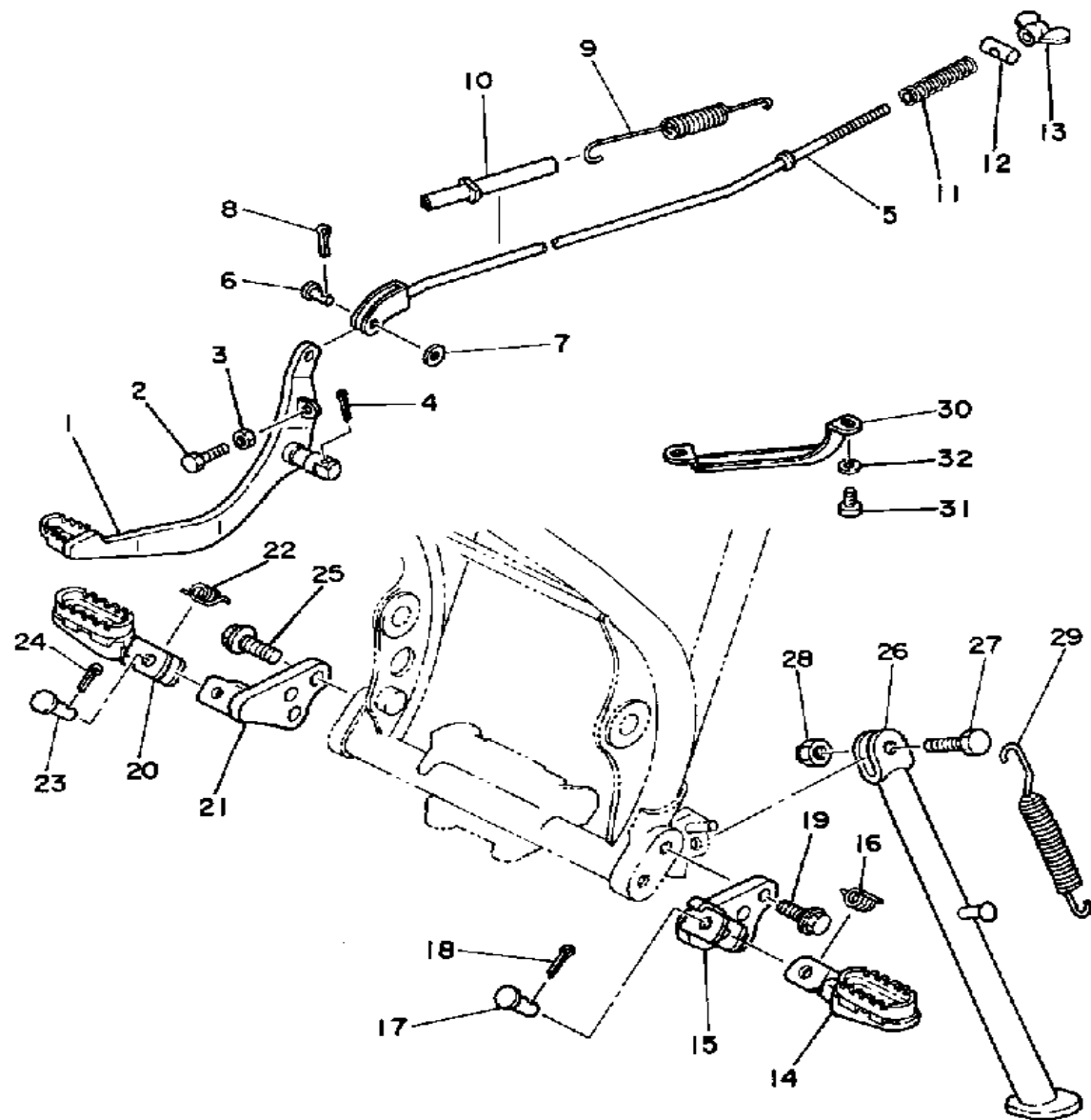


3Y2171-1300

STAND - FOOTREST

Ref. No.	Part Number	Description	Qty	Remarks
1	3Y3-27211-00-90	PEDAL, BRAKE (3Y1-27211-00-90)	1	UNI CHROME (BLACK)
2	90101-06478-00	BOLT, HEX.	1	
3	95380-06700-00	NUT	1	
4	91401-30020-00	PIN, COTTER	1	
5	3Y1-27231-00-00	ROD, BRAKE	1	
6	90240-06103-00	PIN, CLEVIS	1	
7	92990-06200-00	WASHER	1	
8	91490-20020-00	PIN, COTTER	1	
9	90506-18289-00	SPRING, TENSION	1	
10	1M1-27244-00-00	COVER	1	
11	90501-10245-00	SPRING, COMPRESSION	1	
12	90249-12008-00	PIN	1	
13	90179-06411-00	NUT	1	
14	3Y1-27411-00-00	FOOTREST 1	1	BLACK
15	3Y1-27412-00-R4	BRACKET, FOOTREST 1	1	BLACK
16	90508-20023-00	SPRING, TORSION	1	
17	91701-08038-00	PIN, CLEVIS	1	
18	91401-25020-00	PIN, COTTER	1	
19	95811-10025-00	BOLT, FLANGE	2	
20	3Y1-27421-00-00	FOOTREST 2	1	BLACK
21	3Y1-27422-00-R4	BRACKET, FOOTREST 2	1	BLACK
22	90508-20023-00	SPRING, TORSION	1	
23	91701-08038-00	PIN, CLEVIS	1	
24	91401-25020-00	PIN, COTTER	1	
25	95811-10025-00	BOLT, FLANGE	2	
26	3Y1-27311-10-33	STAND, SIDE	1	YAMAHA BLK
27	90109-10635-00	BOLT	1	

CONTINUED ON NEXT FRAME ►



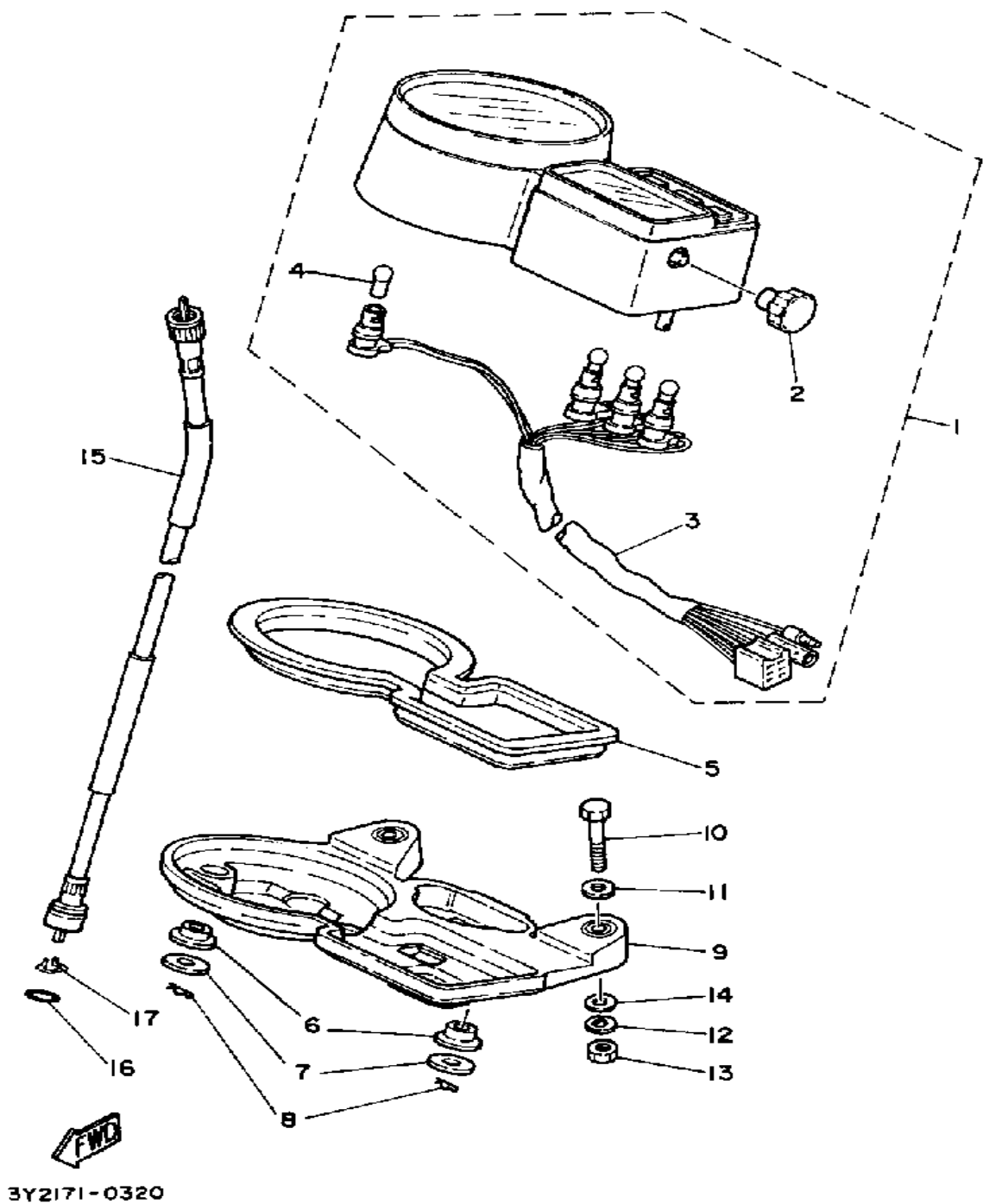
STAND - FOOTREST

Ref. No.	Part Number	Description	Qty	Remarks
28	90185-10037-00	NUT, SELF-LOCKING	1	
29	90507-29009-00	SPRING, TENSION	1	
30	3Y1-27371-00-00	GUIDE LEAD WIRE	1	
31	98516-06012-00	SCREW, PAN HEAD	1	
32	92906-06600-00	WASHER	1	

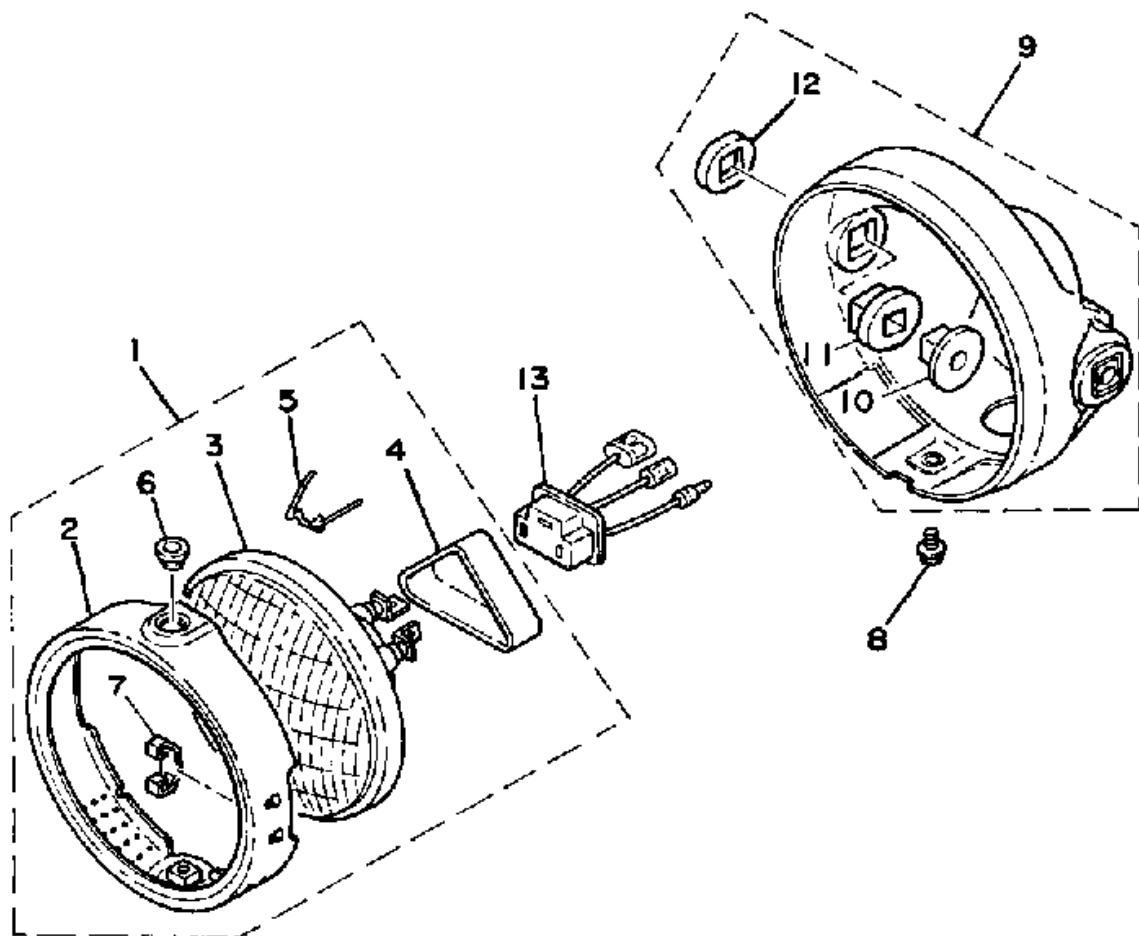


3Y2171-1300

SPEEDOMETER



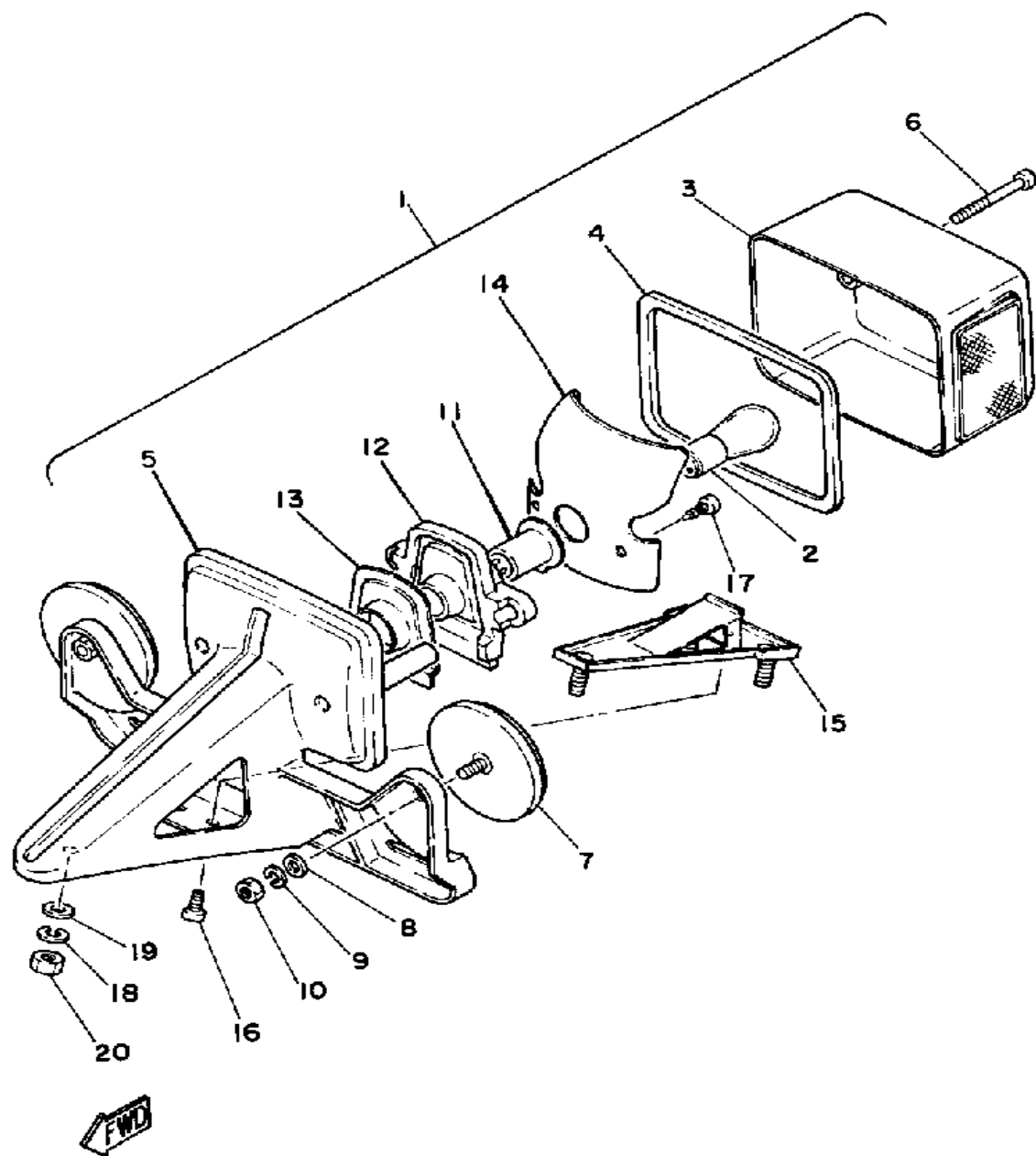
Ref. No.	Part Number	Description	Qty	Remarks
1	(3Y1-83570-A0-00)	SPEEDOMETER ASSEMBLY ..	1	
2	3Y1-83578-00-00	. KNOB, TRIP METER	1	
3	3Y1-83509-00-00	. SOCKET CORD ASSEMBLY .	1	
4	122-83516-10-00	. BULB (122-83516-10)	4	
5	3Y1-83513-00-00	UNAVAILABLE IN PRICE BOOK	1	
6	1M1-83526-00-00	DAMPER 2	3	
7	90201-05033-00	WASHER, PLATE	3	
8	90468-10050-00	CLIP	3	
9	3Y1-83519-00-00	BRACKET, METER	1	
10	97313-06045-00	BOLT (97021-06045-00)	2	
11	90201-061A5-00	WASHER, PLATE	2	
12	92995-06100-00	WASHER, SPRING	2	
13	95380-06600-00	NUT	2	
14	92990-06200-00	WASHER	2	
15	3Y1-83550-01-00	SPEEDOMETER CABLE (3Y1-83550-00)	1	
16	93210-14104-00	O-RING	1	
17	102-25137-00-00	RING, STOP	1	



FWD
3Y1110-2330

HEADLIGHT

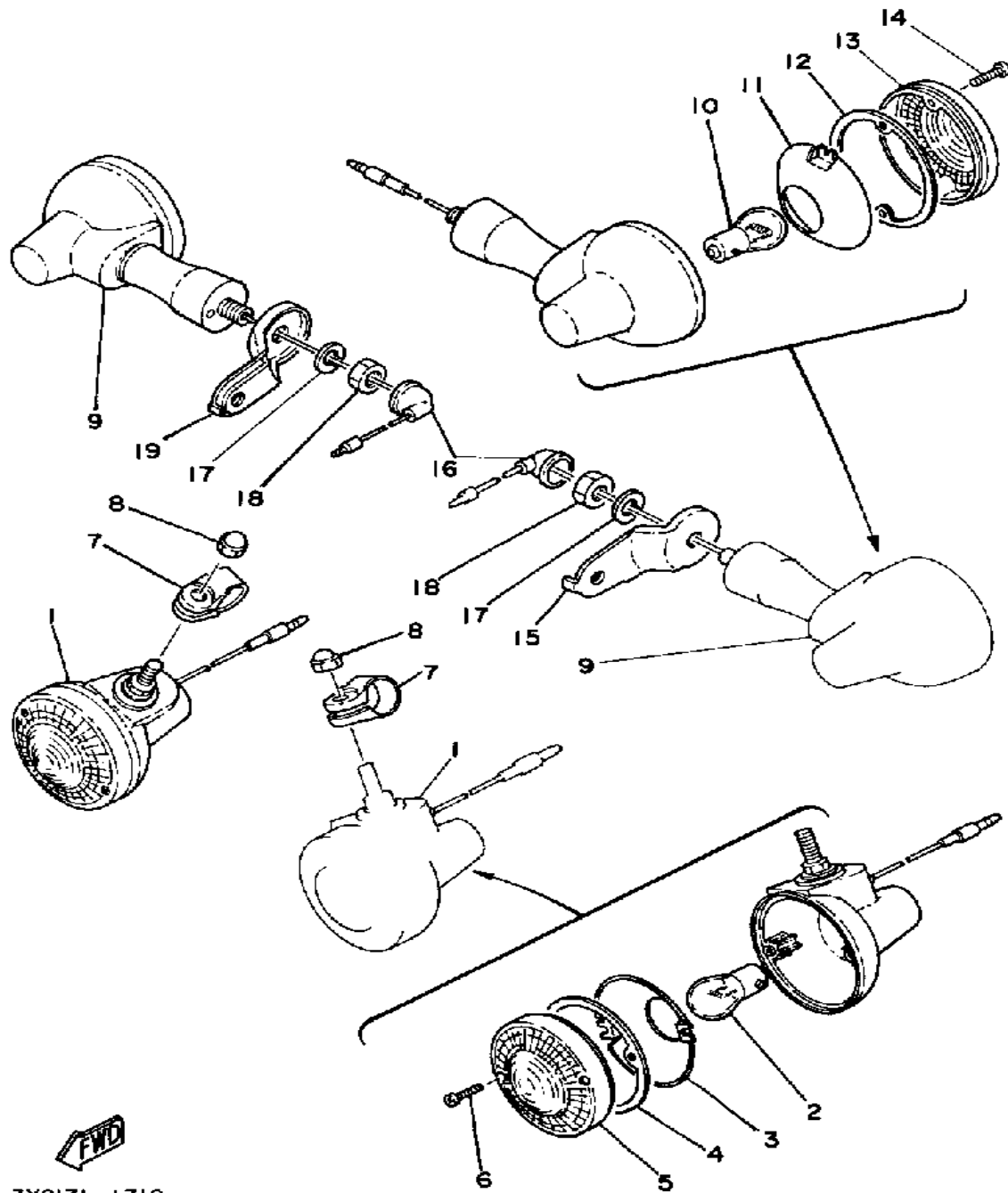
Ref. No.	Part Number	Description	Qty	Remarks
1	(3J0-84110-61-00)	UNAVAILABLE IN PRICE BOOK	1	
2	3J0-84195-60-00	. RING, RETAINING	1	
3	2A6-84120-60-00	. LENS ASSEMBLY	1	
4	341-84397-61-00	. COVER, SOCKET	1	
5	1M1-84124-60-00	. SPRING, SET	3	
6	1M1-84133-60-00	. COLLAR, SCREW	1	
7	498-84128-60-00	. SPACER	1	
8	1M1-84137-60-00	BOLT, SPECIAL	1	
9	3J0-84130-60-00	BODY ASSEMBLY, HEADLIGHT	1	BLACK
10	498-84145-60-00	. COLLAR, BODY FITTING	2	
11	498-84163-60-00	. DAMPER	2	
12	1M1-84164-60-00	. DAMPER	2	
13	371-84312-60-00	SOCKET	1	



3Y2171 - 1340

TAILLIGHT

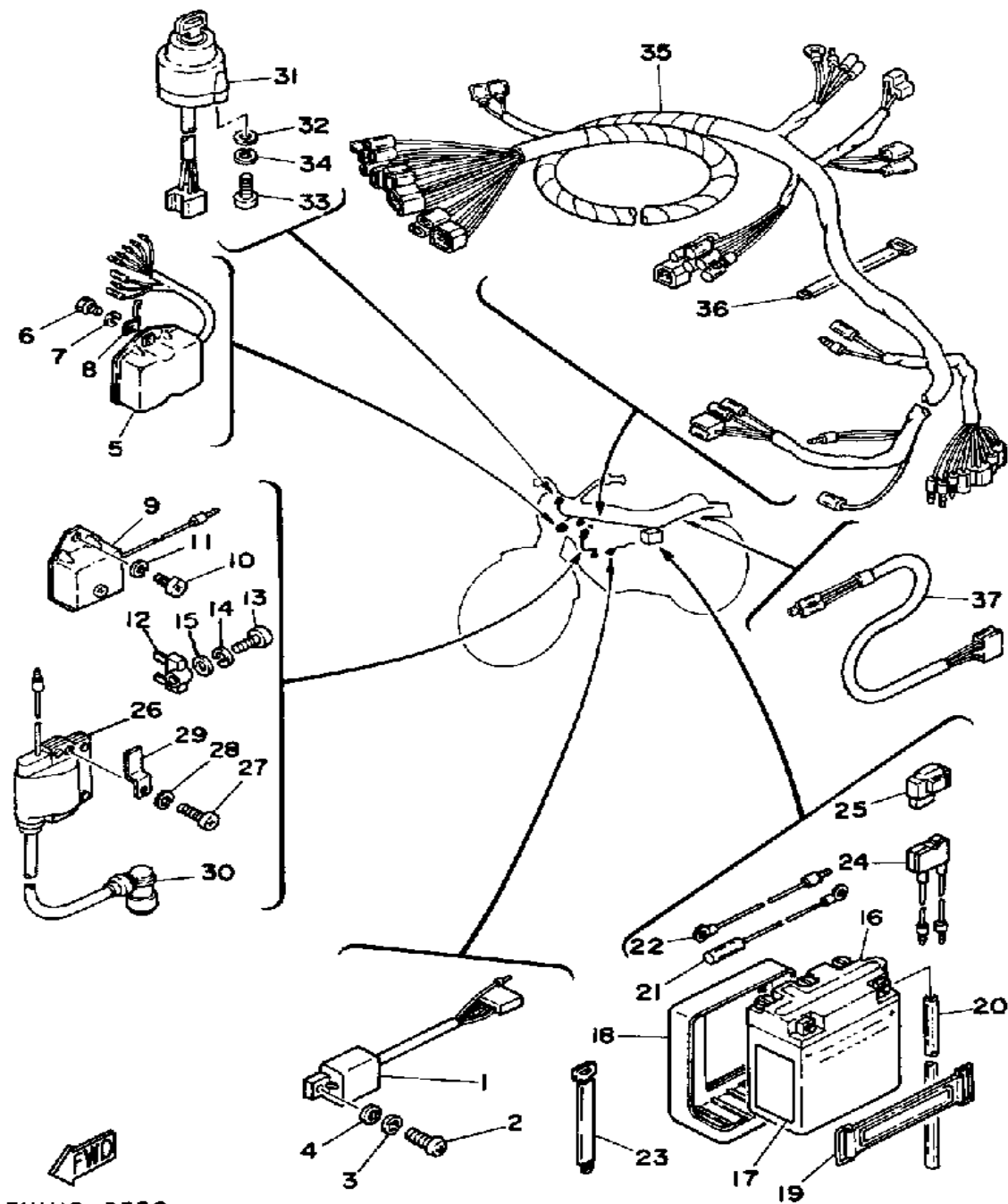
Ref. No.	Part Number	Description	Qty	Remarks
1	3Y1-84500-60-00	TAILLIGHT ASSEMBLY	1	
2	1M1-84514-60-00	. BULB	1	
3	1M1-84521-60-00	. LENS, TAILLIGHT	1	
4	3Y1-84545-00-00	. GASKET, LENS	1	
5	3Y1-84551-60-00	. BRACKET, LICENCE	1	BLACK
6	3Y1-84524-00-00	. SCREW, lens fitting	2	
7	449-85131-02-00	. REFLECTOR, REAR 1	2	
8	92990-05200-00	. WASHER, PLAIN	2	
9	92990-05100-00	. WASHER, SPRING	2	
10	95380-05600-00	. NUT	2	
11	3Y1-84536-00-00	. SOCKET CORD ASSEMBLY .	1	
12	(3Y1-83527-00-00)	DAMPER	1	
13	3Y1-84554-00-00	. WASHER, SPECIAL	1	
14	3Y1-84531-00-00	. REFLECTER, TAIL LT	1	
15	3Y1-84552-00-00	. BOLT, FITTING	1	
16	98901-04008-00	. SCREW, BIND	2	
17	97780-40116-00	. SCREW, TAPPING	1	
18	92995-06100-00	WASHER, SPRING	3	
19	90201-062G3-00	WASHER, PLATE	3	
20	95380-06600-00	NUT	3	



3Y2171-1310

FLASHER LIGHT

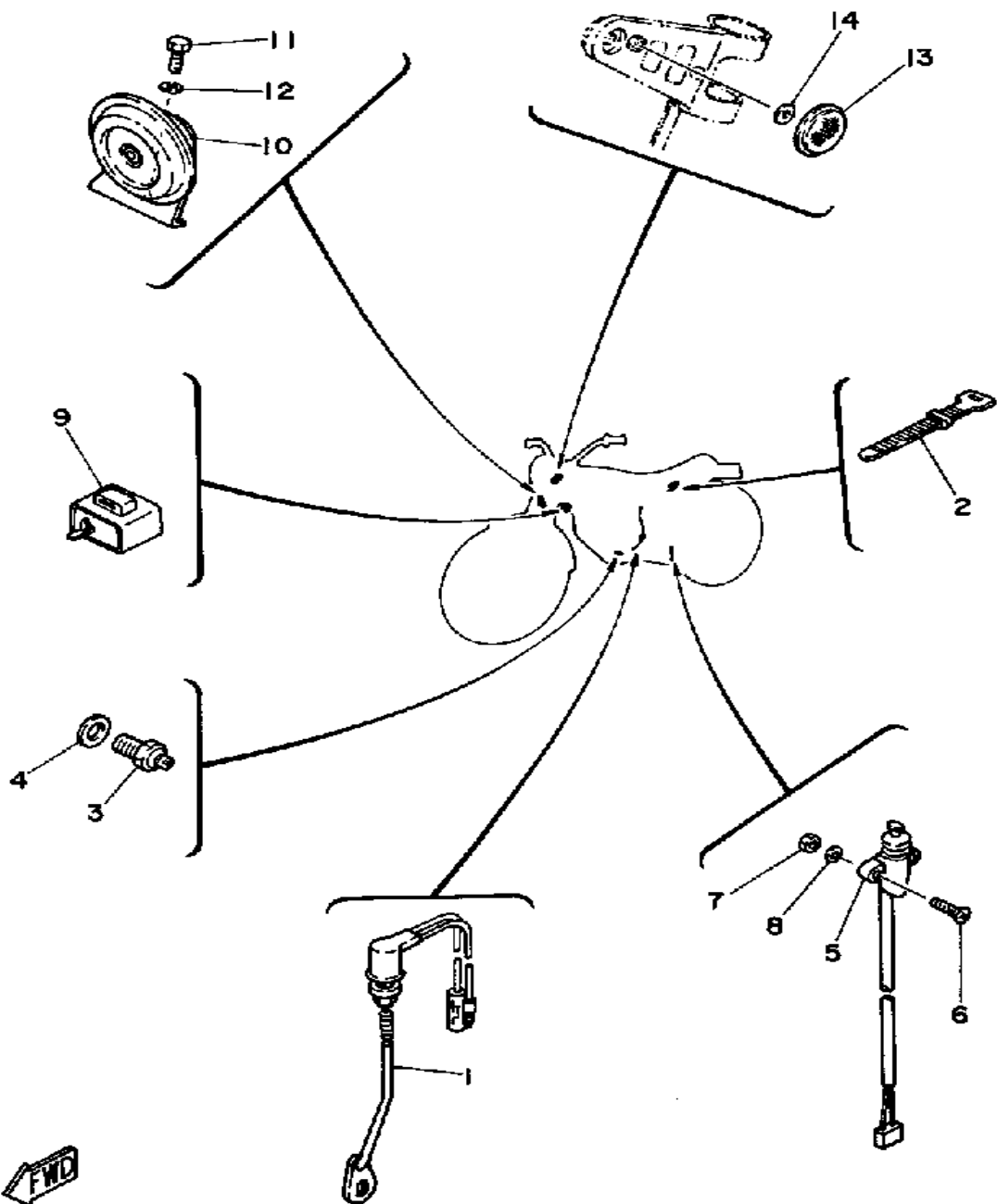
Ref. No.	Part Number	Description	Qty	Remarks
1	1M1-83310-60-00	FRT FLSHR LITE ASSEMBLY ASSY 1	2	
2	115-83311-60-00	. BULB, FLASHER	1	
3	1M1-83309-60-00	. REFLECTOR	1	
4	1M1-83313-60-00	. GASKET, FLSHR LENS	1	
5	341-83312-70-00	. LENS, FLASHER	1	
6	97780-30120-00	. SCREW, PANHEAD TAP	2	
7	1M1-83318-00-00	STAY, FLASHER 1	2	
8	95303-08800-00	NUT (CROWN) (95301-08800)	2	
9	1T9-83330-60-00	R FLSHR LITE ASSEMBLY	2	
10	115-83311-60-00	. BULB, FLASHER	1	
11	1M1-83309-60-00	. REFLECTOR	1	
12	1M1-83313-60-00	. GASKET, FLSHR LENS	1	
13	341-83312-70-00	. LENS, FLASHER	1	
14	97780-30120-00	. SCREW, PANHEAD TAP	2	
15	1T2-83368-00-00	STAY, FLASHER	1	
16	3Y1-83365-00-00	CAP	2	
17	92990-10100-00	WASHER, SPRING	1	
	92990-10100-00	WASHER, SPRING	2	
18	95303-10600-00	NUT (95301-10600)	1	
	95303-10600-00	NUT (95301-10600)	2	
19	1T2-83369-00-00	STAY, FLASHER	1	



ELECTRICAL - 1

Ref. No.	Part Number	Description	Qty	Remarks
1	4Y3-85590-M0-00	CONTROL UNIT ASSEMBLY ..	1	
2	98580-06020-00	SCREW	1	
3	92995-06100-00	WASHER, SPRING	1	
4	90201-061A5-00	WASHER, PLATE	1	
5	3Y1-85540-20-00	. CDI UNIT ASSEMBLY	1	
6	97313-06016-00	BOLT, HEXAGON	2	
7	92995-06100-00	WASHER, SPRING	2	
8	(90462-08068-00)	CLAMP	1	
9	443-81910-62-00	VOLTAGE REG ASSEMBLY (498-81910-23)	1	
10	97013-06012-00	BOLT	2	
11	92995-06100-00	WASHER, SPRING	2	
12	1M1-81970-60-00	RECTIFIER ASSEMBLY	1	
13	98580-05020-00	SCREW, PAN HEAD	1	
14	92990-05100-00	WASHER, SPRING	1	
15	92901-05600-00	WASHER, PLATE	1	
16	BTY-6N63B-10-00	YUASA 6N6-3B-1 (1E6-82110-29)	1	
17	118-82141-09-00	LABEL, BATTERY	1	
18	3Y1-82122-00-00	SEAT, BATTERY	1	
19	1E6-82131-00-00	BAND, BATTERY	1	
20	90445-08348-00	HOSE	1	
21	J42-82318-00-00	WIRE, SUB-LEAD	1	
22	1H2-83346-00-00	CORD (1M1-82519-00)	1	
23	341-26397-01-00	BAND	1	
24	3J0-82180-00-00	CIRCUIT BREAKER (3J0-82181-00)	1	
25	3J0-82182-00-00	COVER, CIRCUIT BRKR	1	
26	5G4-82310-40-00	IGNITION COIL ASSEMBLY (J17-82310-21)	1	

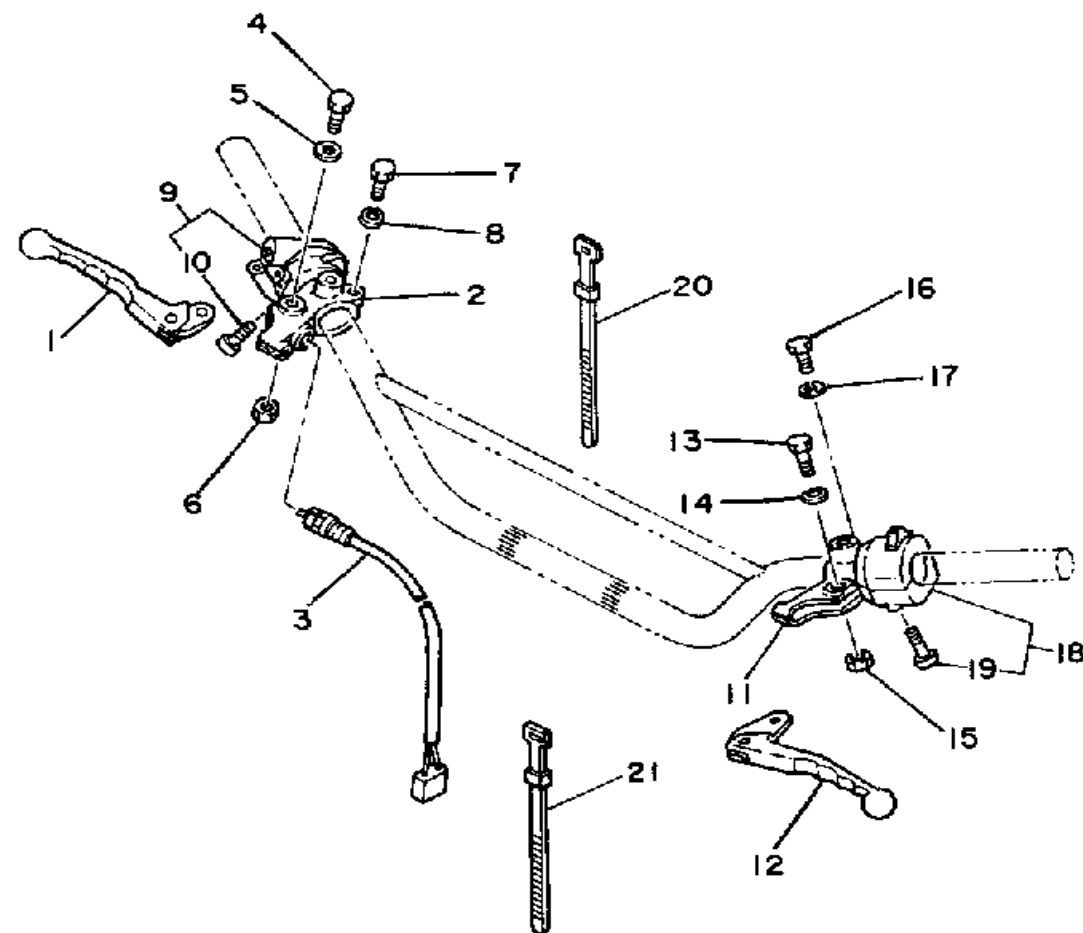
CONTINUED ON NEXT FRAME ➤



3Y2171-1360

ELECTRICAL - 2

Ref. No.	Part Number	Description	Qty	Remarks
1	3Y1-82530-02-00	STOP SWITCH ASSEMBLY (3Y1-82530-00)	1	
2	437-83936-01-00	BAND, SWITCH CORD	1	
3	2H7-82540-00-00	NEUTRAL SWITCH ASSEMBLY	1	
4	90430-10171-00	GASKET	1	
5	5H0-82566-00-00	SWITCH, SIDE STAND	1	
6	98706-05020-00	SCREW, FLAT HEAD	2	
7	95380-05600-00	NUT	2	
8	92990-05100-00	WASHER, SPRING	2	
9	3BK-83350-00-00	FLASHER RELAY ASSEMBLY	1	
10	3Y1-83371-10-00	HORN	1	
11	97013-06012-00	BOLT	2	
12	92995-06100-00	WASHER, SPRING	2	
13	355-85111-01-00	REFLECTOR, FRONT 1	2	
14	90430-06012-00	GASKET	2	



3Y2171-0370

HANDLE SWITCH - LEVER

Ref. No.	Part Number	Description	Qty	Remarks
1	2H0-83922-30-00	LEVER R	1	LOW GLOSS BLK
2	361-82920-93-00	HOLDER, LEVER 2 (36182-92131-00)	1	
3	1M1-83980-30-00	STOP SWITCH ASSEMBLY ...	1	
4	90109-06797-00	BOLT	1	
5	90201-08083-00	WASHER, PLATE	1	
6	95601-06100-00	NUT, U	1	
7	97003-06022-00	BOLT, HEXAGON (97301-06022)	1	
8	92995-06100-00	WASHER, SPRING	1	
9	3Y1-83976-01-00	SWITCH, HANDLE 1	1	
10	98580-05020-00	. SCREW, PAN HEAD	2	
11	3Y6-82911-00-00	HOLDER, LEVER 1	1	
12	2H0-83912-30-00	LEVER L	1	LOW GLOSS BLK
13	90109-06797-00	BOLT	1	
14	90201-08083-00	WASHER, PLATE	1	
15	95601-06100-00	NUT, U	1	
16	97003-06022-00	BOLT, HEXAGON (97301-06022)	1	
17	92995-06100-00	WASHER, SPRING	1	
18	1M1-83973-50-00	SWITCH, HANDLE 3	1	
19	90157-05027-00	. SCREW, PAN HEAD	2	
20	437-83936-01-00	BAND, SWITCH CORD	4	
21	437-83936-01-00	BAND, SWITCH CORD	1	