





Spare parts catalogue **PAUL SMART**1000 Limited Edition **U.S.A.**

DUCATI *SPORTCLASSIC*

DUCATI		PAUL SMART 1000 L.E.	M.Y. '06	U.S.A.
Spare Parts Department		P.N. 91512352A	Novembre - November '06	Edizione - Edition 01

DUCATI		PAUL SMART 1000 L.E.	M.Y. '06	U.S.A.
Spare Parts Department		P.N. 91512352A	Novembre - November '06	Edizione - Edition 01

DUCATI		PAUL SMART 1000 L.E.	M.Y. '06	U.S.A.
Spare Parts Department		P.N. 91512352A	Novembre - November '06	Edizione - Edition 01

DUCATI		PAUL SMART 1000 L.E.	M.Y. '06	U.S.A.
Spare Parts Department		P.N. 91512352A	Novembre - November '06	Edizione - Edition 01

GENERAL INFORMATION

The present spare parts order exactly the right spare parts

When ordering specify:

1) the part's code number followed by its description; quantity needed;

2) the motorcycle's serial number, stamped on the steering head.

Reference to right and left apply to the vehicle in terms of its direction of movement.

Spare parts drawings are general and do not represent the part.

The contents of this catalogue are general and can undergo changes without prior notice.

VALIDITY

f.m.	Until V.I.N.
d.m.	From V.I.N.
f.m.m.	Up to engine number
d.m.m.	From engine number

*Ducati Motor Holding S.p.A.
Commercial and Administration Office:
Via A. Cavalieri Ducati n. 3
40132 Bologna, Italy
Telefono 051 6413111
Fax 051 406580
Internet www.ducati.com*

CATALOGUE No: 915.1.235.2A
ISSUED: 11 - 06

CATALOGUE No: 915.1.235.2A
ISSUED: 11 - 06

PAINTS

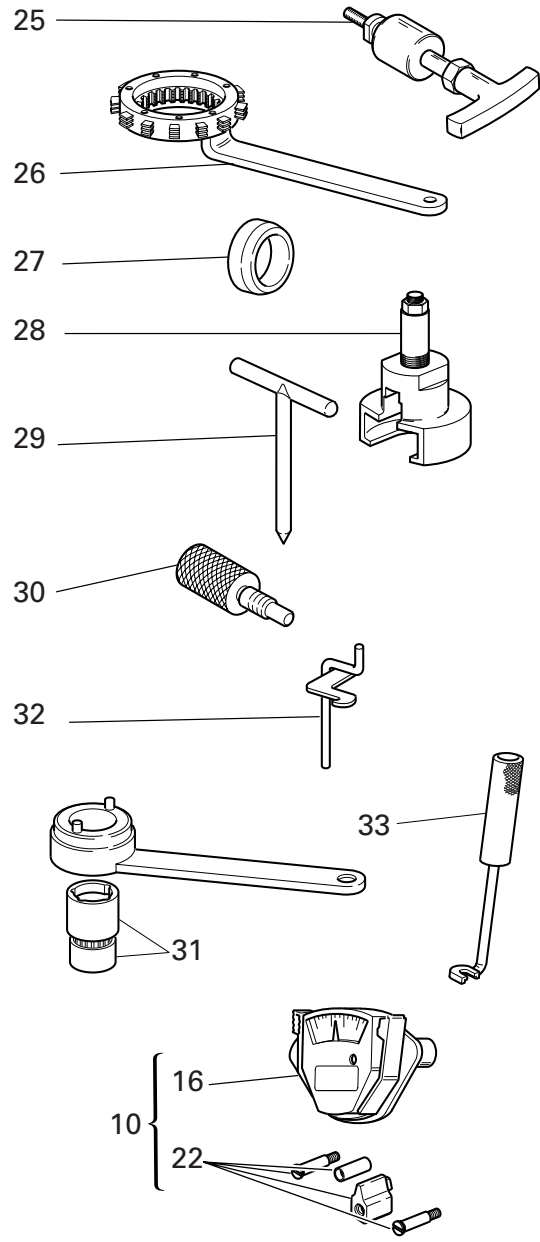
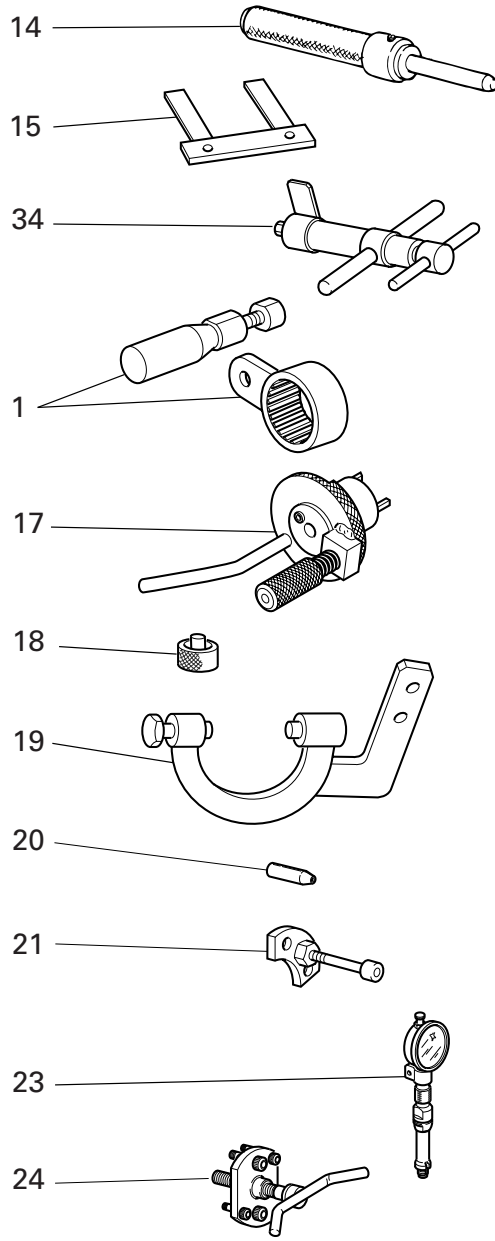
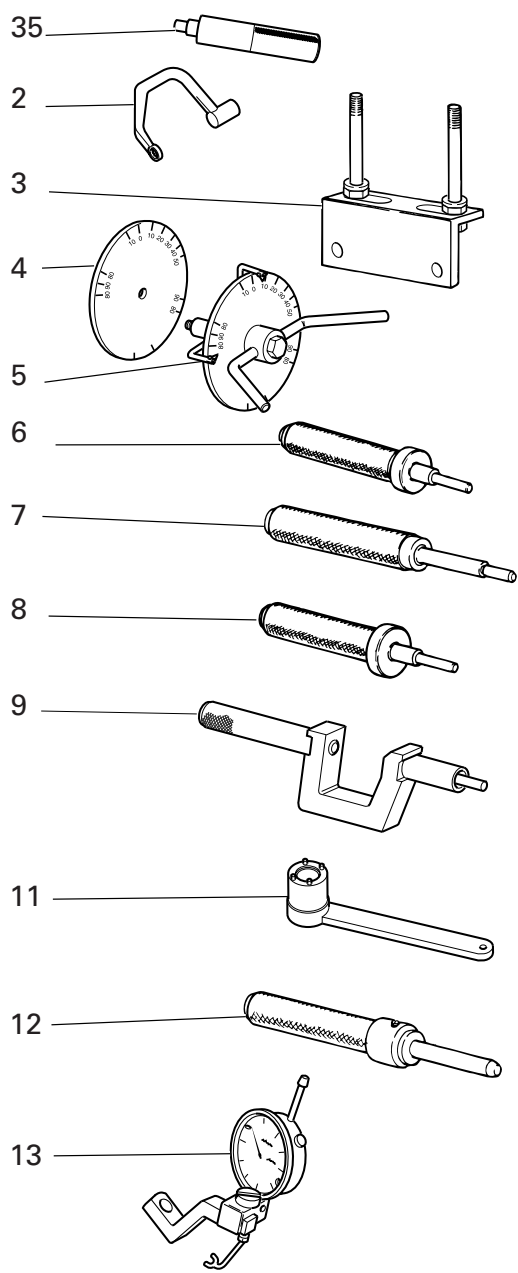
Paint	Code
-------	------

"Grigio Metallizzato"	(PPG) *0039
"Verde Metallizzato"	(PPG) 306.240
"Trasparente"	(PPG) 228.880




page	CONTENTS
4	001 WORKSHOP SPECIAL TOOLS
8	001a WORKSHOP SPECIAL TOOLS
10	001b DIAGNOSIS TESTER DDS
12	001c WORKSHOP SPECIAL TOOLS
14	002 GEARCHANGE
18	003 GEAR-BOX
22	004 CLUTCH
26	005 CLUTCH COVER
28	006 CRANKSHAFT
32	007 CYLINDERS - PISTONS
34	008 TIMING
36	009 FILTERS AND OIL PUMP
40	010 HALF CRANKCASES
44	011 ALTERNATOR COVER
48	012 ELECTRIC STARTER AND IGNITION
50	013 HEAD: TIMING
52	014 VERTICAL HEAD
56	015 HORIZONTAL HEAD
60	016 INLET DICT
62	017 AIR INDUCTIO AND OIL VENT
64	018 FUEL TANK
66	019 FUEL SYSTEM
68	020 EXHAUST SYSTEM
70	021 FRAME
72	022 STANDS
74	023 R.H. FOOT RESTS
76	024 L.H. FOOT RESTS
78	025 FRONT FORK
80	026 HALF HANDLEBARS AND CONTROLS
84	027 CLUTCH CONTROL
86	028 FRONT HYDRAULIC BRAKE
90	029 REAR HYDRAULIC BRAKE
94	030 SWINGARM AND CHAIN
96	031 FRONT AND REAR WHEELS
100	032 OIL COOLER
102	033 INSTRUMENT PANEL
104	034 FRONT HEAD-LIGHT
106	035 NUMBER PLATE HOLDER
108	036 BATTERY BOX MOUNT
110	037 ELECTRIC SYSTEM
112	037a ELECTRIC SYSTEM
114	038 SEAT
116	039 HEADLIGHT FAIRING
118	040 FUEL INFEED
120	041 MARKING PLATES

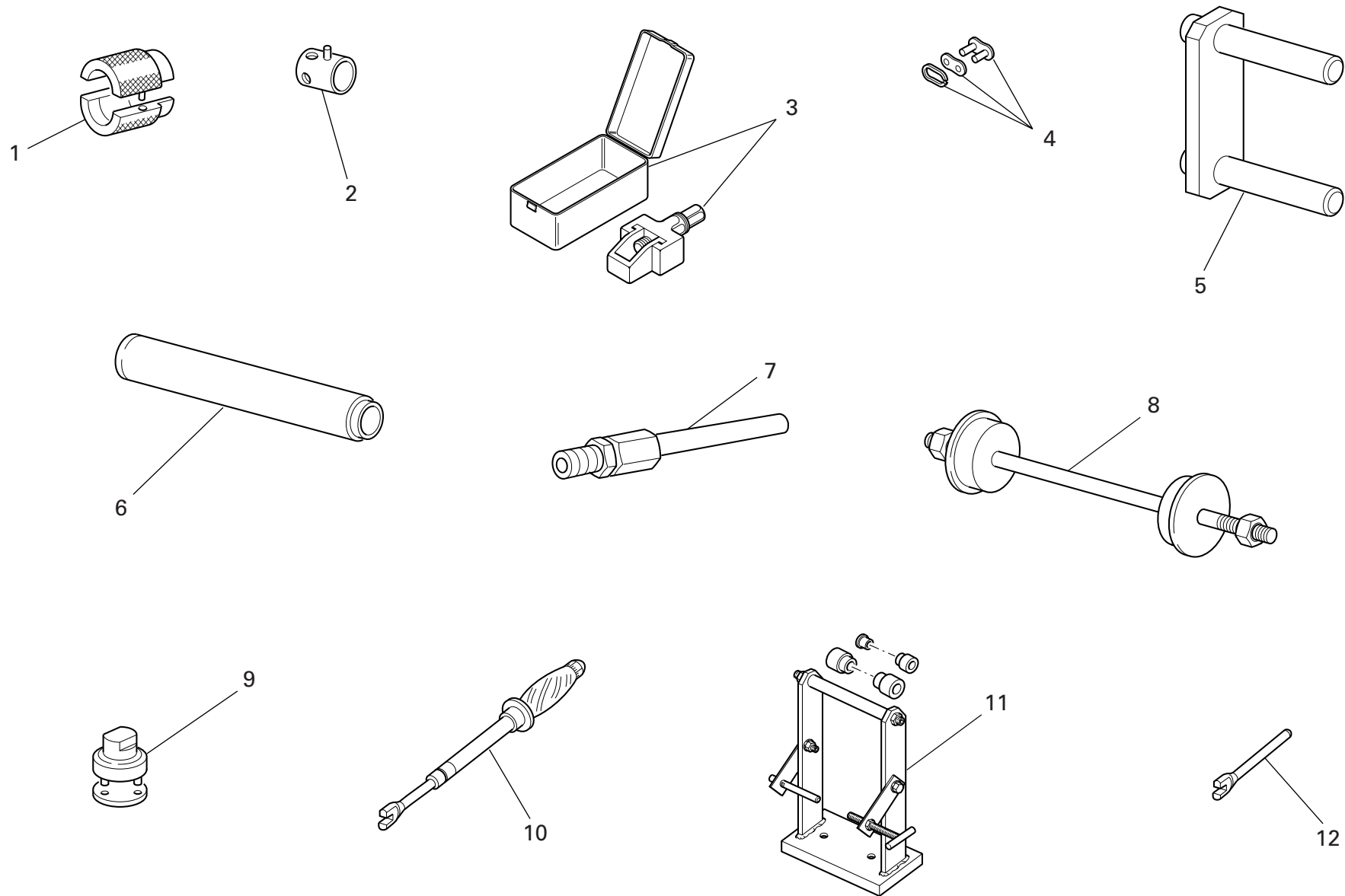
DRAWING 001 WORKSHOP SPECIAL TOOLS



NOTES NO.	CODE NO.	DESCRIPTION	VALIDITY	Q.TY 
1	88713.2355	Wrench for holding timing belt rollers ring nuts		1
2	88713.2676	Head nuts holder wrench		1
3	88713.2103	Head mounting base		1
4	98112.0002	Degree wheel		1
5	88713.0123	Degree wheel holder tool for ignition advance check		1
6	88713.0874	Exhaust valve guide punch tool		1
7	88713.0879	Punch tool to extract valve guide		1
8	88713.0875	Intake valve guide punch tool		1
9	88713.1429	Tool to drive valve seal ring ø7		1
10	051.2.001.1A	Torque wrench for timing belt		1
11	88713.0137	Crankshaft gear holder wrench for tightening nut		1
12	88713.1078	Punch tool for driving exhaust valve seat		1
13	88765.1058	Valve lift gauge		1
14	88713.1079	Punch tool for driving intake valve seat		1
15	88765.1000	Fork feeler gauge 0.1 mm		1
15	88765.1005	Fork feeler gauge 0,2 mm		1
15	88765.1006	Fork feeler gauge 0.3 mm		1
16	88765.0999	Timing belt control gauge		1
17	88713.2011	Tool to hold crankshaft in TDC position		1
18	88765.1298	Spacer for checking lower valve shim		1
19	88713.2036	Flywheel Wrench		1
20	88700.5749	Crankcases assembling cap		1
21	88713.1091	Plate for positioning gear engagement fork		1
22	88765.1086	Conversion kit for 2V belts tensioning tool		1

NOTES NO.	CODE NO.	DESCRIPTION	VALIDITY	Q.TY 
23	88765.1297	T.D.C. control gauge		1
24	88713.1749	Drive roller puller		1
25	88713.1994	Rocker shaft extractor		1
26	88713.2133	Wrench to hold cluch housing drum steady		1
27	88700.5665	Sleeve for installing clutch bell gear		1
28	88713.2092	Extractor for primary drive gear		1
29	88713.0262	Pin for assembling rocker arms		1
30	88713.2282	Belt roller timing of two-valva head		1
31	88700.5644	Wrench for camshaft pulley ring nut adjustment		1
32	88713.2362	Tool for assembling closing rocker and spring		1
33	88713.0844	Half-rings mounting punch tool		1
34	88713.1215	Torque wrench for timing belt		1
35	88713.2669	Roller cage fitting tool on primary shaft		1

DRAWING 001a WORKSHOP SPECIAL TOOLS



DRAWING

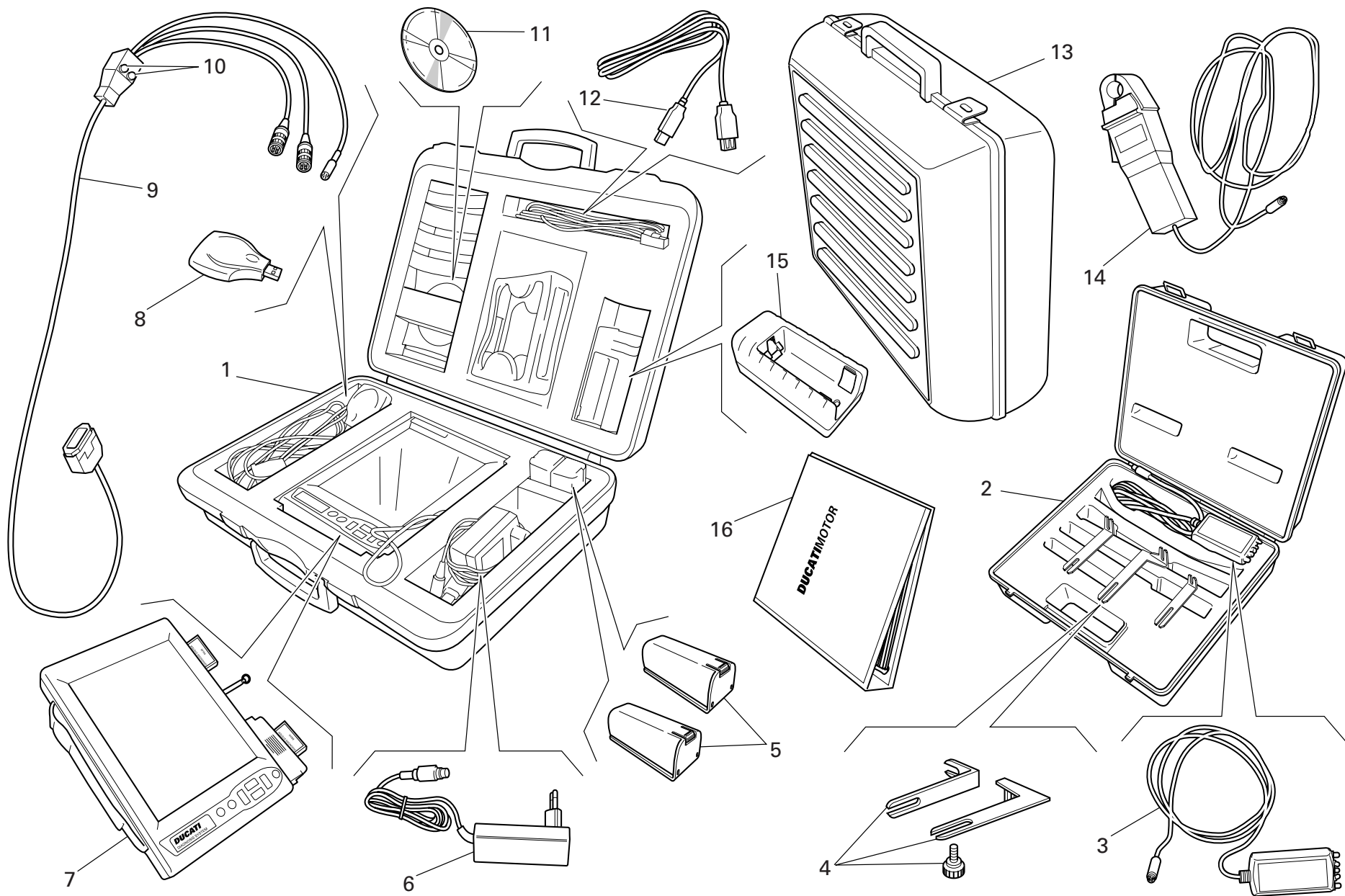
001a

WORKSHOP SPECIAL TOOLS


NOTES NO.	CODE NO.	DESCRIPTION	VALIDITY	Q.TY
1	88713.1096	Tool for overhauling SHOWA forks - assembling seal ring		1
2	8000.70139	Wrench for front wheel spindle		1
3	88713.1344	Tool for assembling chain		1
4	677.4.003.1A	Coupling		1
5	88713.1515	Frame/engine mount		1
6	88713.1072	Stopper for driving the half bearing of the steering head base		1
7	88713.1010	Union for exhaust gas suction		1
8	88713.1062	Tool for assembling the steering head bearings		1
9	88713.2776	Nipples tightening wrench		1
10	88713.2775	Spoke wheels truing tool		1
11	88713.2777	Nipples torque wrench		1

NOTES NO.	CODE NO.	DESCRIPTION	VALIDITY	Q.TY
-----------	----------	-------------	----------	------

DRAWING 001b DIAGNOSIS TESTER DDS

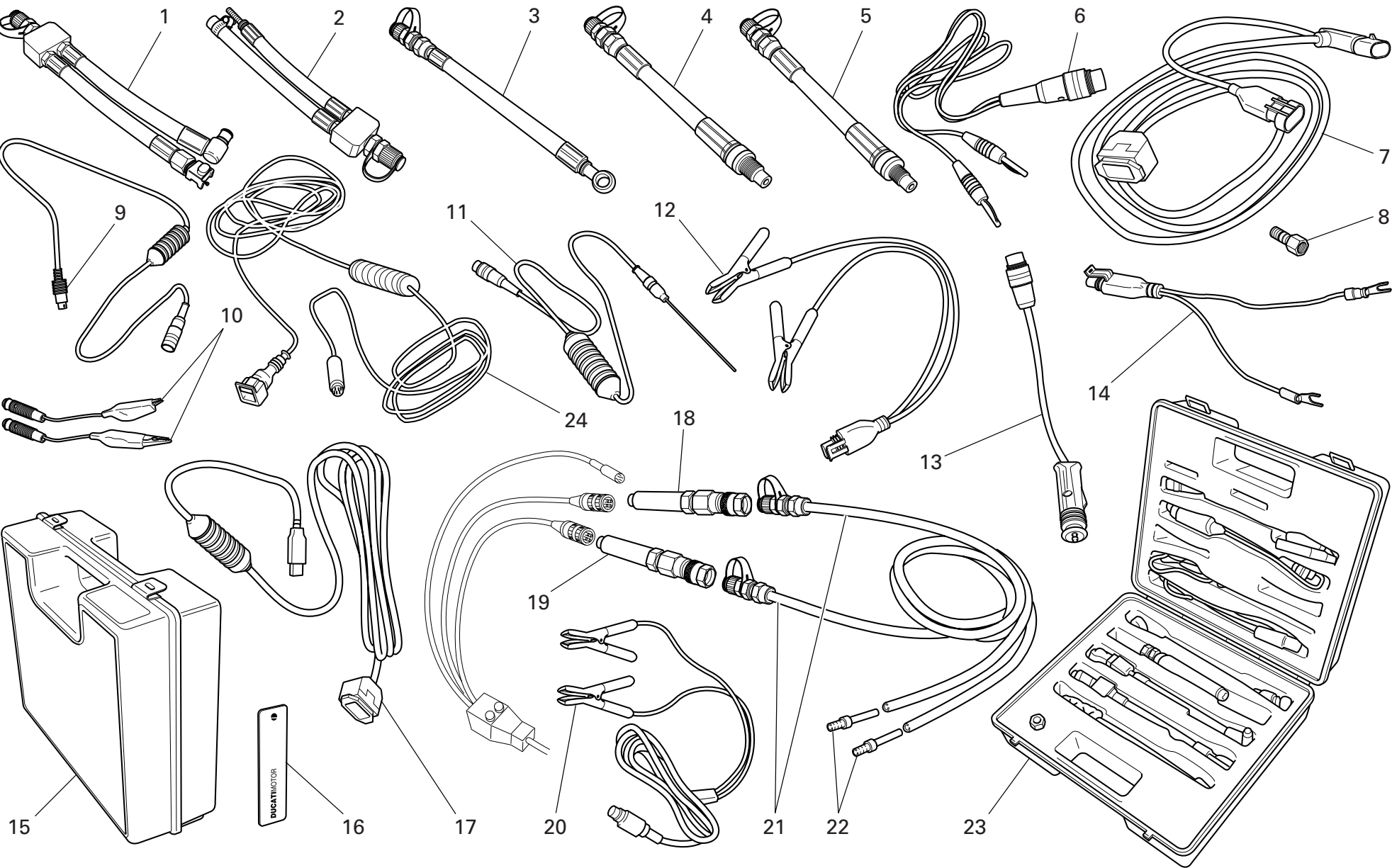


DRAWING 001b DIAGNOSIS TESTER DDS

NOTES NO.	CODE NO.	DESCRIPTION	VALIDITY	Q.TY 
1	97900.0215	DDS (Ducati Diagnosis System) + manifold vacuum meter. kit		1
2	97900.0002	Belt tensioning kit		1
3	88765.1371	Sensor		1
4	88765.1374	Bracket		1
5	97900.0216	Battery		2
6	97900.0224	Feeder		1
7	97900.0211	Bare DDS		1
8	97900.0225	(USB) Memory card reader		1
9	97900.0222	Main cable 1060838		1
10	97900.0219	Fuse		2
11	97900.0223	Software DDS CD		1
12	97900.0226	(USB) Cable extension		1
13	97900.0229	Black case with sponge rubber		1
14	88765.1126V	Amperometer plier		1
15	97900.0217	Battery charger		1
16	97900.0232	DDS manual		1

NOTES NO.	CODE NO.	DESCRIPTION	VALIDITY	Q.TY 
-----------	----------	-------------	----------	--

DRAWING 001c WORKSHOP SPECIAL TOOLS



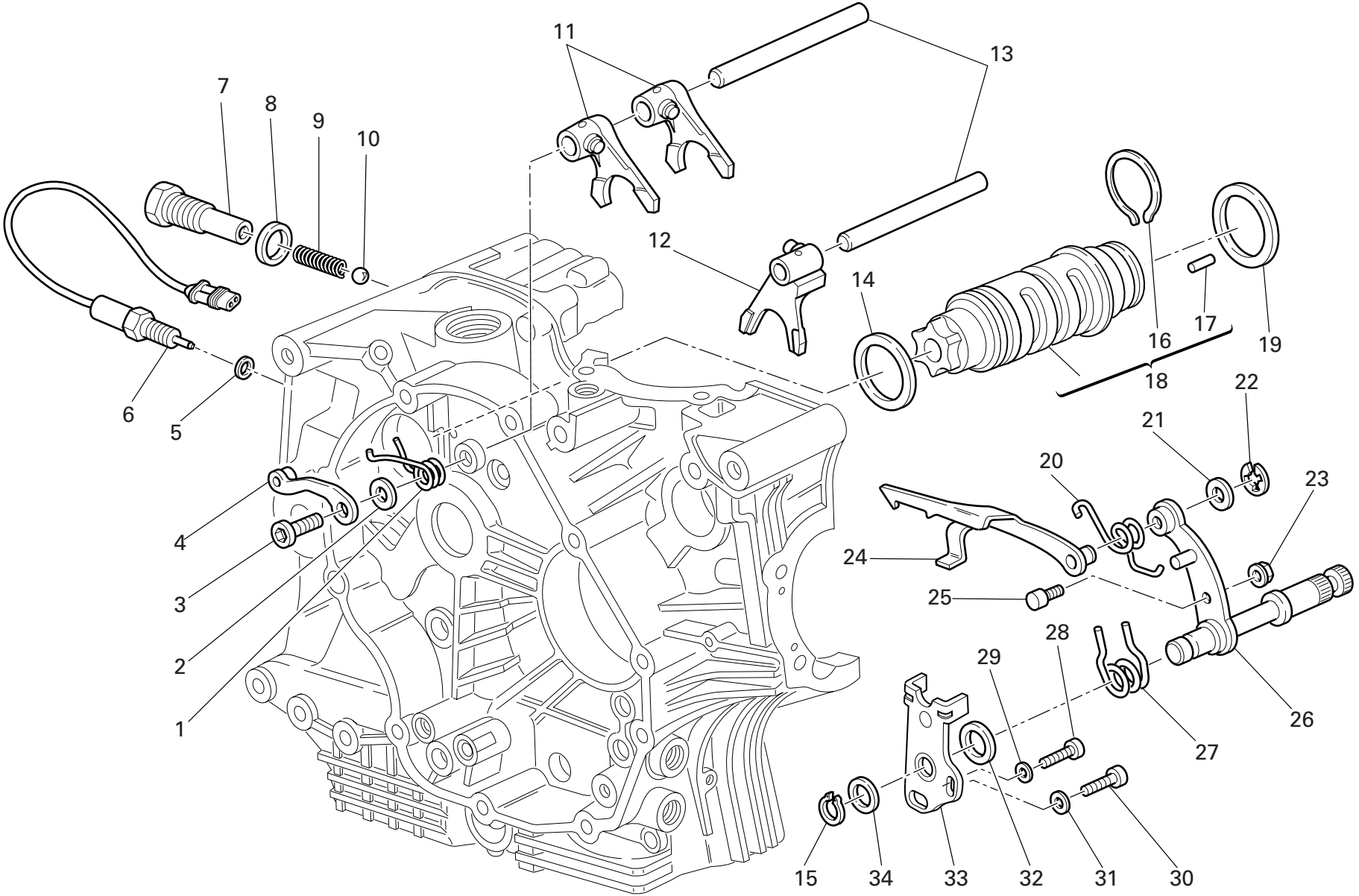
DRAWING 001c WORKSHOP SPECIAL TOOLS

NOTES NO.	CODE NO.	DESCRIPTION	VALIDITY	Q.TY 
1	590.1.189.1A	Fuel pressure line HS.		1
2	590.1.190.1A	Fuel pressure line ST/SS/M.		1
3	875.1.065.1A	Oil pressure line		1
4	552.1.037.1A	Fitting - cylinder compression M12		1
5	552.1.038.1A	Fitting - cylinder compression M10		1
6	514.1.037.1A	Cable Volt PF DUC 21		1
7	97900.0227	Main cable D607		1
8	814.1.114.1A	Oil pressure fitting		1
9	514.1.032.1A	Cable for supplementary tests		1
10	514.1.035.1A	Red clamp cable		1
10	514.1.036.1A	Black clamp cable		1
11	552.1.040.1A	Temperature probe		1
12	97900.0228	Battery connection adapter		1
13	514.1.033.1A	Electric lighter connection adapter (ST)		1
14	514.1.038.1A	Battery connection adapter		1
15	698.1.033.1A	Red case with sponge rubber		1
16	88765.1126T	DUCATI sticker RH/LH side		2
17	97900.0231	(USB) Adaptor		1
18	97900.0218	Depressure sensor		1
19	552.1.039.1A	Pressure sensor		1
20	97900.0230	Feeder		1
21	97900.0220	Depressure/pressure line		2
22	97900.0221	Union		4
23	97900.0003	Pressure kit		1
24	88765.1126C	Cable for potentiometer adjustment		1

NOTES NO.	CODE NO.	DESCRIPTION	VALIDITY	Q.TY 
-----------	----------	-------------	----------	--


DRAWING 002

GEARCHANGE



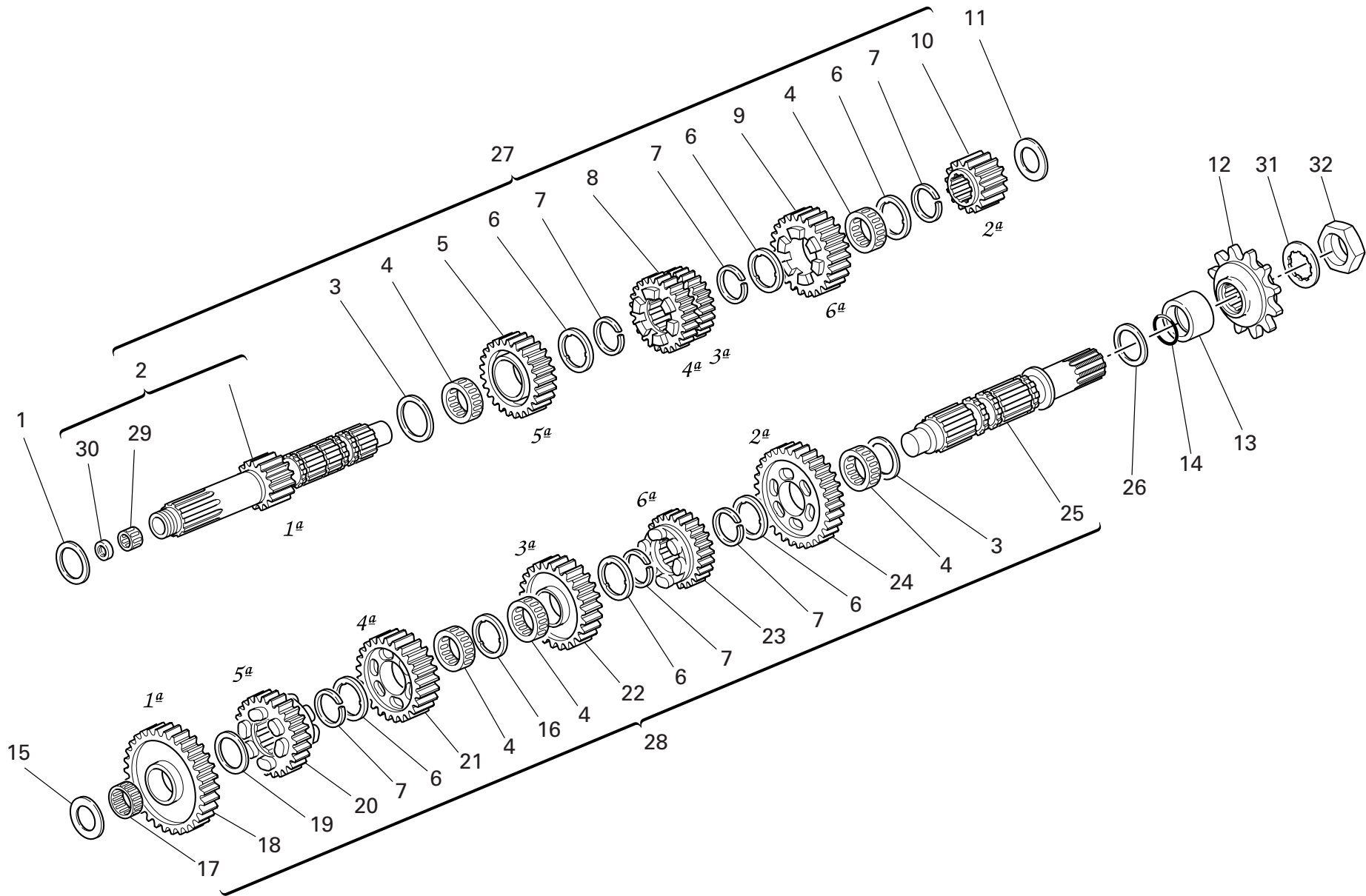
DRAWING 002 GEARCHANGE

NOTES NO.	CODE NO.	DESCRIPTION	VALIDITY	Q.TY 
1	799.1.049.1A	Return spring		1
2	852.1.053.2A	Washer		1
3	779.1.039.1A	Special screw		1
4	455.2.003.1A	Gear stopper assembly		1
5	852.5.024.1A	Gasket th.1		1
6	539.1.021.1B	Switch		1
7	779.1.203.2A	Push rod holder		1
8	0272.91.090	Gasket		1
9	0660.13.143	Gear selector spring		1
10	76835.1134	Ball		1
11	180.1.001.1A	1st,4th-2nd,3rd gear selector fork		2
12	180.1.002.1A	5th,6th gear selector fork		1
13	0660.13.070	Fork pin		2
14	852.1.005.1A	Shim th. 1		1
15	73500.1542	Circlip		1
16	882.1.006.1A	Needle retaining ring (square cross-section)		1
17	821.1.070.1A	Pin		6
18	182.2.018.1A	Complete gearbox drum		1
19	0660.13.060	Shim th. 1		1
19	852.1.094.1A	Shim th. 0.9		1
20	799.1.025.1A	Fork return spring		1
21	0400.09.050	Shim th. 0.5		1
21	0765.92.205	Shim th. 0.2		2
22	884.5.034.1A	Ring		1
23	748.1.040.1A	Nut		1
24	180.1.008.1A	Gearbox drum control fork		1

NOTES NO.	CODE NO.	DESCRIPTION	VALIDITY	Q.TY 
25	0660.13.165	Gearchange lever pin		1
26	821.1.001.1A	Pin with gearchange lever		1
27	0799.13.110	Gearchange lever return spring		1
28	771.5.067.8B	Screw		1
29	852.1.172.1A	Washer		1
30	771.5.123.8B	Screw		1
31	852.1.174.1A	Washer		1
32	881.1.012.1A	Centering ring		1
33	826.1.009.1A	Stopper plate		1
34	0400.29.125	Shim th. 0.2		2
34	0400.29.126	Shim th. 0.5		1

DRAWING 003

GEAR-BOX



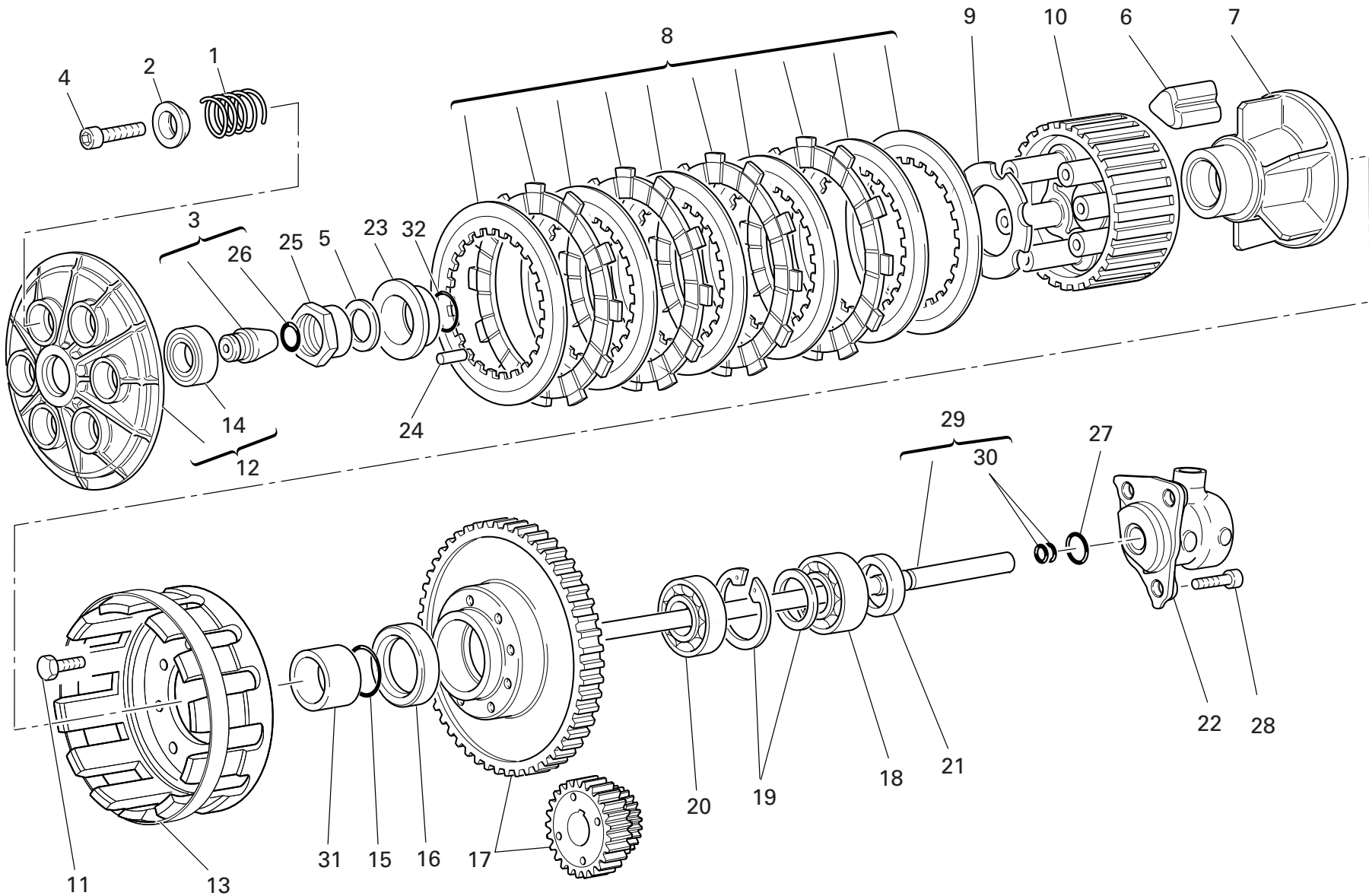
DRAWING 003 GEAR-BOX

NOTES NO.	CODE NO.	DESCRIPTION	VALIDITY	Q.TY
1	0251.47.054	Shim th. 1.2		1
2	150.2.006.1B	Gearbox main shaft		1
3	0670.16.150	Shim th. 0.5		2
4	701.4.005.1A	Needle bearing		5
5	172.1.004.1A	Driving gear 5th sp.		1
6	856.1.001.1A	Grooved washer th. 0.5		6
7	0670.16.145	Snap ring		6
8	172.1.003.1A	Driving gear 3rd/4th sp.		1
9	172.1.005.1A	Driving gear 6th sp.		1
10	172.1.002.1B	Driving gear 2nd sp.		1
11	713.1.014.1E	Shim th. 1.6		1
12	449.1.045.1A	Front sprocket w/rubber protection Z=15		1
13	713.1.157.1A	Spacer		1
14	930.4.023.1A	O-ring		1
15	713.1.266.1A	Spacer th. 3,15		1
16	856.1.031.1A	Grooved washer th. 0.5		1
17	76402.0002	Needle bearing		1
18	172.1.006.1B	Driven gear 1st sp.		1
19	0670.16.155	Shim th. 1		1
20	172.1.010.1A	Driven gear 5th sp.		1
21	172.1.009.1A	Driven gear 4th sp.		1
22	172.1.008.1A	Driven gear 3rd sp.		1
23	172.1.011.1A	Driven gear 6th sp.		1
24	172.1.007.1B	Driven gear 2nd sp.		1
25	149.1.032.3A	Gearbox lay shaft		1
26	0670.16.170	Shim th. 0.8		1

NOTES NO.	CODE NO.	DESCRIPTION	VALIDITY	Q.TY
27	150.2.072.1A	Complete main shaft		1
28	150.2.063.1A	Gearbox lay shaft		1
29	702.5.044.1A	Needle bearing		1
30	930.4.049.1A	Seal ring		1
31	851.1.004.1A	Lock washer		1
32	750.1.007.1A	Nut		1


DRAWING 004

CLUTCH



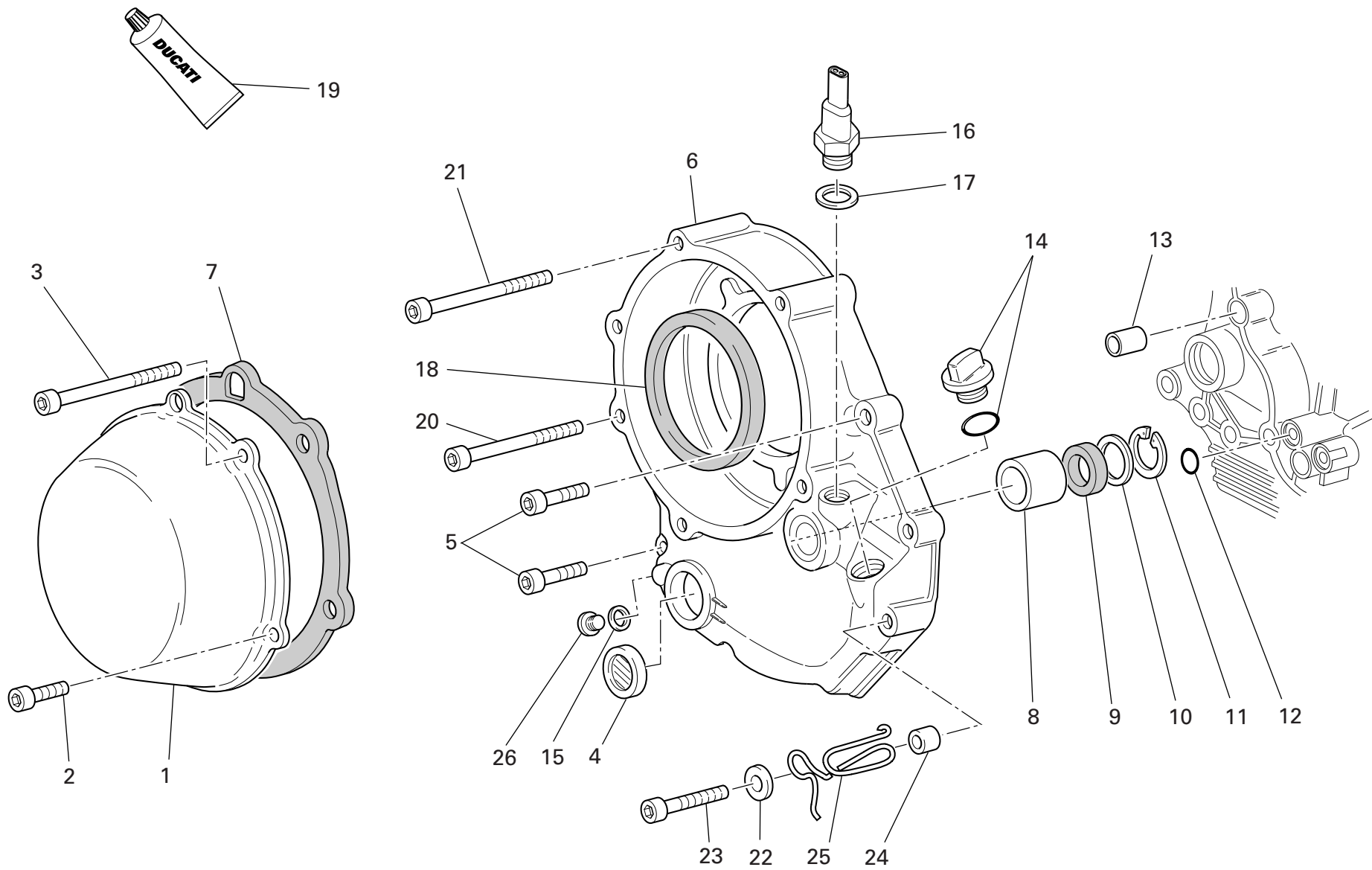
DRAWING 004 CLUTCH

NOTES NO.	CODE NO.	DESCRIPTION	VALIDITY	Q.TY	
1	0659.16.555	Clutch spring		6	
2	841.1.002.2A	Retainer		6	
3	818.2.009.1A	Clutch control pin		1	
4	771.5.043.8B	Screw		6	
5	851.4.001.1A	Lock washer		1	
6	764.1.003.1B	Rubber pad		12	
7	162.1.001.1B	Plate holder hub		1	
8	190.2.011.1A	Clutch plates set		1	
9	851.1.001.1B	Lock washer		1	
10	196.1.001.2B	Clutch drum		1	
11	70610.8120	Screw		8	
12	194.2.001.1B	Pressure plate		1	
13	198.1.029.1A	Clutch housing		1	
14	702.5.016.1A	Bearing		1	
15	463.2.053.7A	O-ring		1	
16	930.4.035.1A	Seal ring		1	
17	170.2.020.1B	Clutch/crankshaft gears pair		1	
18	75113.2566	Bearing		1	
19	881.2.001.1A	Circlip - spacer		1	
20	702.4.017.1A	Bearing		1	
21	0660.16.145	Spacer		1	
22	195.4.003.1A	Piston assembly		1	
23	710.1.002.1A	Bush		1	
24	74224.0570	Pin		1	
25	750.1.002.1B	Nut		1	
26	886.4.118.1A	O-ring		1	

NOTES NO.	CODE NO.	DESCRIPTION	VALIDITY	Q.TY	
27	886.4.043.1A	O-ring		1	
28	771.5.065.8B	Screw		3	
29	117.2.006.1A	Clutch control rod		1	
30	93823.2018	O-ring		2	
31	713.1.012.1B	Spacer		1	
32	93823.0128	O-ring		1	

DRAWING 005

CLUTCH COVER



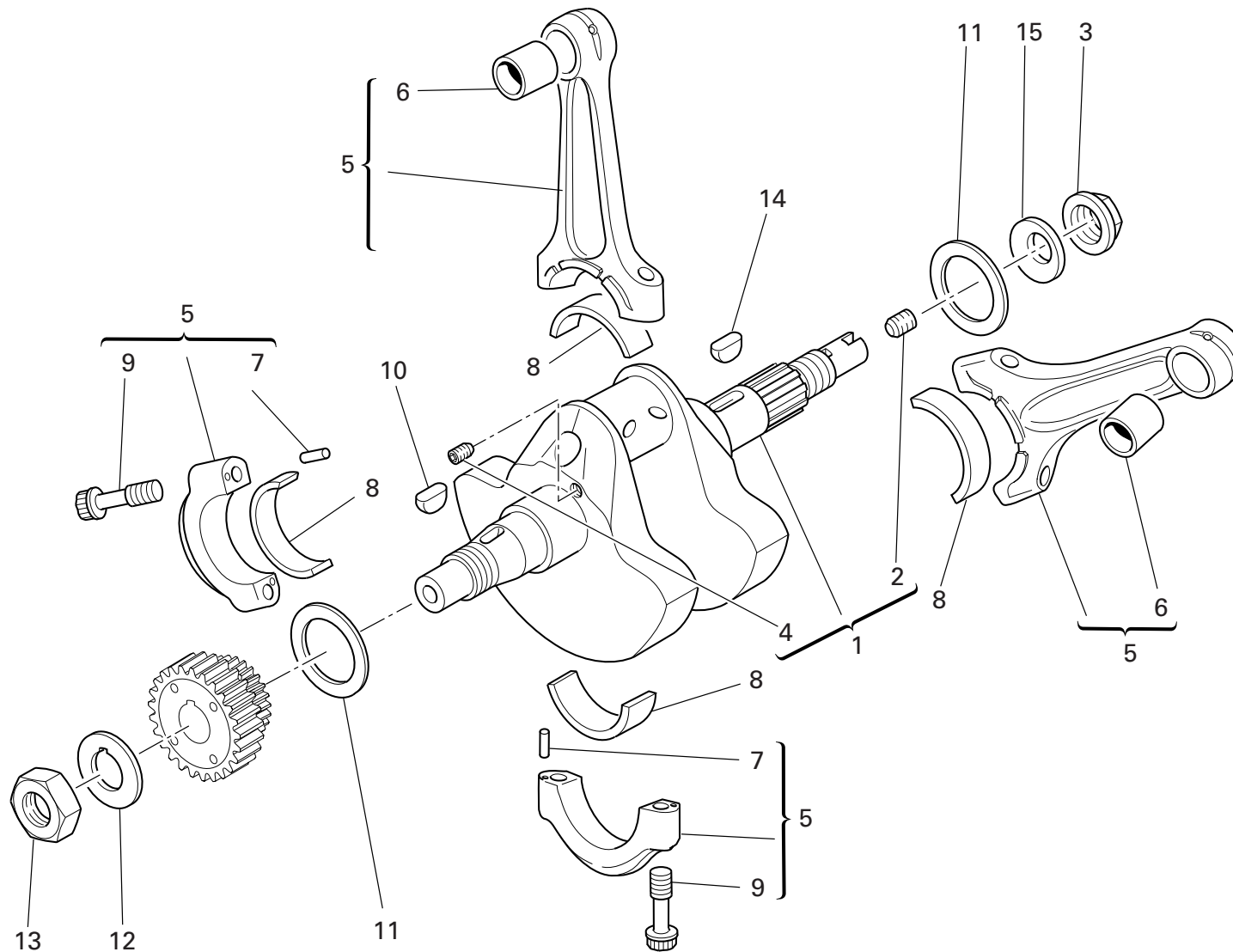
DRAWING 005 CLUTCH COVER

NOTES NO.	CODE NO.	DESCRIPTION	VALIDITY	Q.TY
				
1	243.1.025.1AE	Clutch protection cover		1
2	771.1.026.1A	Screw		2
3	771.1.027.1A	Screw		2
4	254.4.001.2A	Oil level sight glass		1
5	771.5.069.8B	Screw		5
6	243.2.097.3A	Cover clutch side		1
7	788.1.052.1A	Clutch cover gasket		1
8	0665.49.680	Bush		1
9	930.4.091.1A	Seal ring		1
10	852.1.008.1A	Shim th. 0.5		1
11	884.5.035.1A	Circlip		1
12	93827.0114	O-ring		1
13	711.1.160.1A	Locating bush		1
14	893.2.013.1A	Complete cap		1
15	852.5.024.1A	Gasket th.1		1
16	539.4.030.1A	Switch		1
17	852.1.195.1A	Gasket th.2		1
18	930.4.034.1A	Ring		1
19	94247.0014	Fluid sealant		1
20	771.5.078.8B	Screw		1
21	771.5.079.8B	Screw		1
22	852.1.176.1A	Washer		1
23	771.5.072.8B	Screw		1
24	713.1.241.1A	Spacer		1
25	881.1.051.1A	Holder		1
26	780.5.001.1A	Cap		1

NOTES NO.	CODE NO.	DESCRIPTION	VALIDITY	Q.TY
				


DRAWING 006

CRANKSHAFT

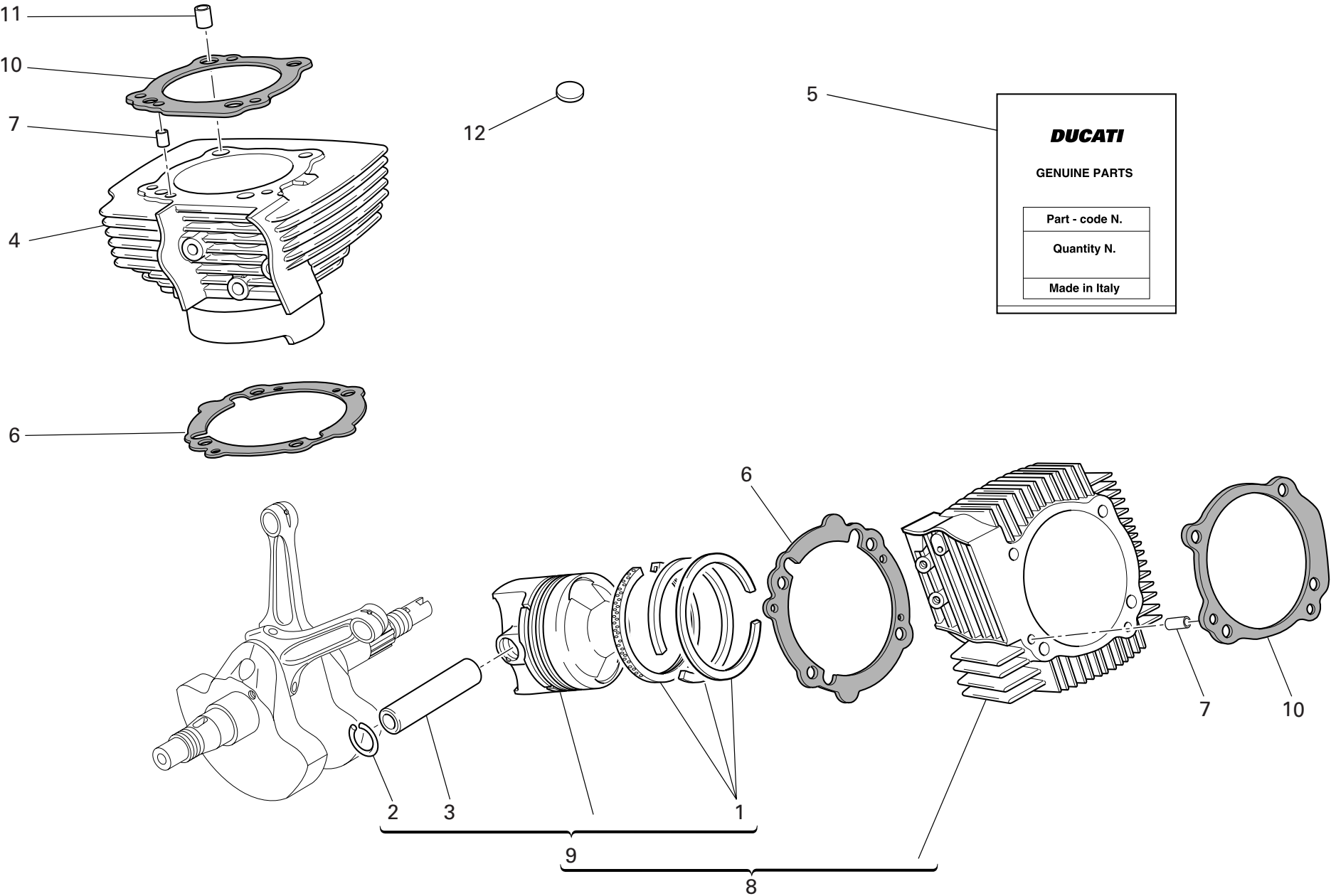


DRAWING 006 CRANKSHAFT

NOTES NO.	CODE NO.	DESCRIPTION	VALIDITY	Q.TY	
1	146.2.091.1AA	Crankshaft		1	
2	779.1.109.1A	Special screw		1	
3	750.1.012.2A	Nut		1	
4	72121.2106	Threaded dowel		1	
5	158.2.012.1A	Connecting rods pair		1	
6	711.1.007.1A	Bush		2	
7	74224.0570	Pin		4	
8	112.1.012.1AC	Half-bearing (YELLOW)		2	
8	112.1.012.1AB	Half-bearing (BLUE)		2	
9	779.1.007.2A	Special screw		4	
10	74172.1008	Woodruff key		1	
11	852.1.104.1A	Shim th. 1.9		2	
11	852.1.104.1B	Shim th. 1.95		2	
11	852.1.104.1C	Shim th. 2		2	
11	852.1.104.1D	Shim th. 2,05		2	
11	852.1.104.1E	Shim th. 2,1		2	
11	852.1.104.1F	Shim th. 2,15		2	
11	852.1.104.1G	Shim th. 2.2		2	
11	852.1.104.1H	Shim th. 2.25		2	
11	852.1.104.1I	Shim th. 2.3		2	
11	852.1.104.1J	Shim th. 2.35		2	
11	852.1.104.1K	Shim th. 2,4		2	
11	852.1.104.1L	Shim th. 2,45		2	
11	852.1.104.1M	Shim th. 2.5		2	
11	852.1.104.1N	Shim th. 2.55		2	
12	851.1.019.1A	Lock washer		1	

NOTES NO.	CODE NO.	DESCRIPTION	VALIDITY	Q.TY	
13	0660.47.040	Nut		1	
14	0755.29.025	Woodruff key		1	
15	799.1.051.2A	Spring washer		1	

DRAWING 007 CYLINDERS - PISTONS



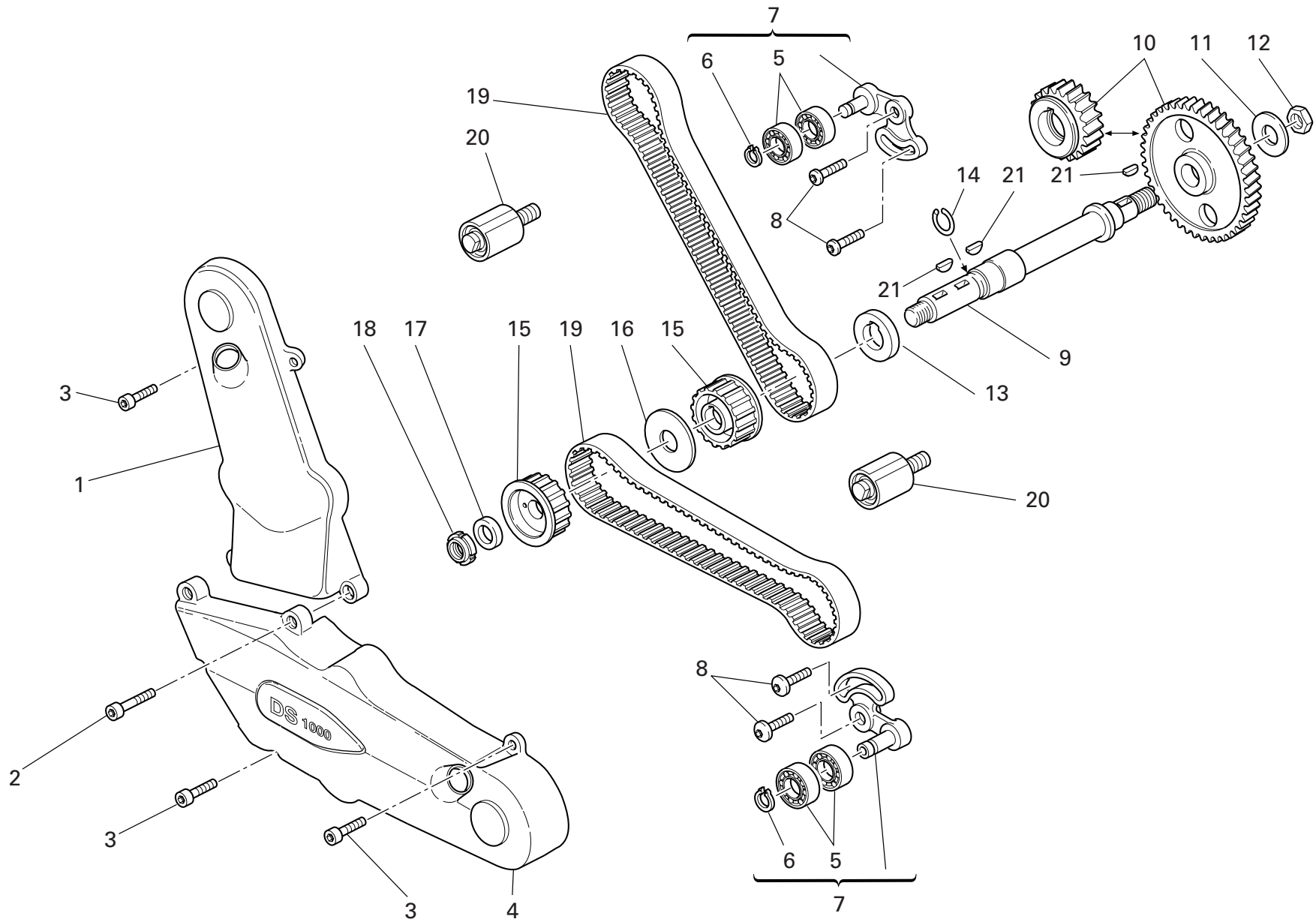
DRAWING 007 CYLINDERS - PISTONS

NOTES NO.	CODE NO.	DESCRIPTION	VALIDITY	Q.TY
1	121.2.033.1A	Piston rings set		2
2	884.4.011.1A	Piston pin circlip		4
3	121.1.127.1A	Piston pin		2
4	120.2.081.1A	Vertical cylinder-piston fit		1
5	791.2.026.2A	Head-cylinder gaskets set		1
6	786.1.086.1A	Cylinder-crankcase gasket th. 0.4		2
7	711.1.172.1A	Bush		2
8	120.2.080.1A	Horizontal cylinder-piston fit		1
9	122.2.087.2A	Complete piston		2
10	786.1.064.1A	Head-cylinder gasket		2
11	711.1.126.1A	Bush		4
12	700.1.040.1A	Vibration damper pad		41


NOTES NO.	CODE NO.	DESCRIPTION	VALIDITY	Q.TY
-----------	----------	-------------	----------	------

DRAWING 008

TIMING



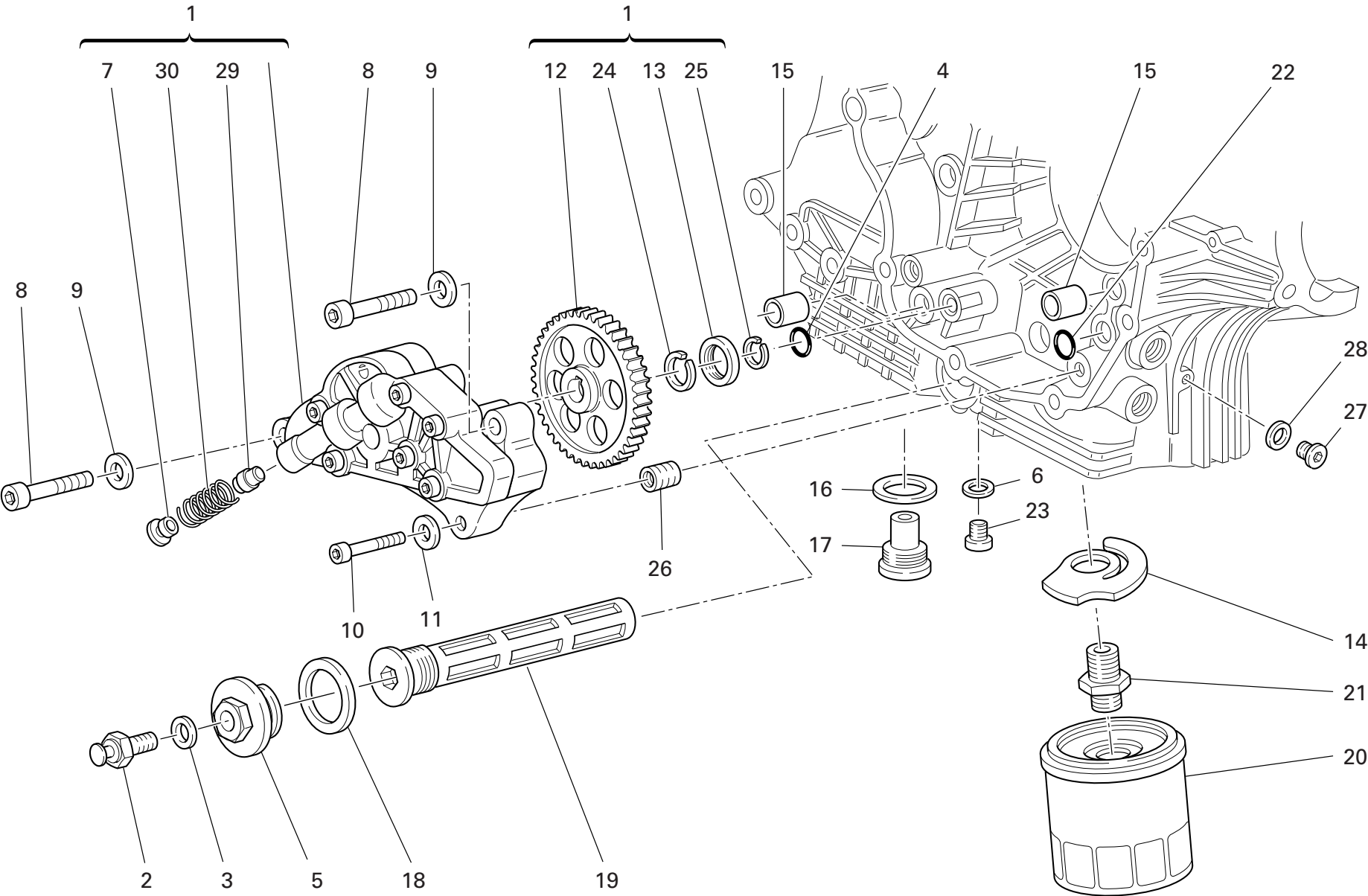
DRAWING 008 TIMING

NOTES NO.	CODE NO.	DESCRIPTION	VALIDITY	Q.TY
				
1	245.1.058.1AB	Vertical timing belt cover (BLACK)		1
2	771.5.072.8B	Screw		2
3	771.5.065.8B	Screw		5
4	245.1.059.1AB	Horizontal timing belt cover (BLACK)		1
5	702.4.069.1A	Bearing		4
6	884.5.034.1A	Ring		2
7	451.2.017.1A	Complete vertical cylinder tensioner roller		2
8	772.1.010.3A	Screw		4
9	147.1.026.1A	Lay shaft		1
10	171.2.020.2B	Timing gears pair		1
11	851.1.013.1A	Lock washer		1
12	0124.40.060	Hexagon nut		1
13	716.1.073.2A	Spacer		1
14	882.1.003.1A	Snap ring		1
15	255.1.023.2A	Timing belt roller		2
16	856.1.062.2A	Belt roller separating washer		1
17	716.1.099.1A	Spacer		1
18	703.5.006.2A	Elastic-stop ring nut		1
19	737.4.021.1A	Timing drive toothed belt		2
20	451.1.025.1A	Fixed tensioner assembly		2
21	0755.29.025	Woodruff key		3

NOTES NO.	CODE NO.	DESCRIPTION	VALIDITY	Q.TY
				


DRAWING 009

FILTERS AND OIL PUMP



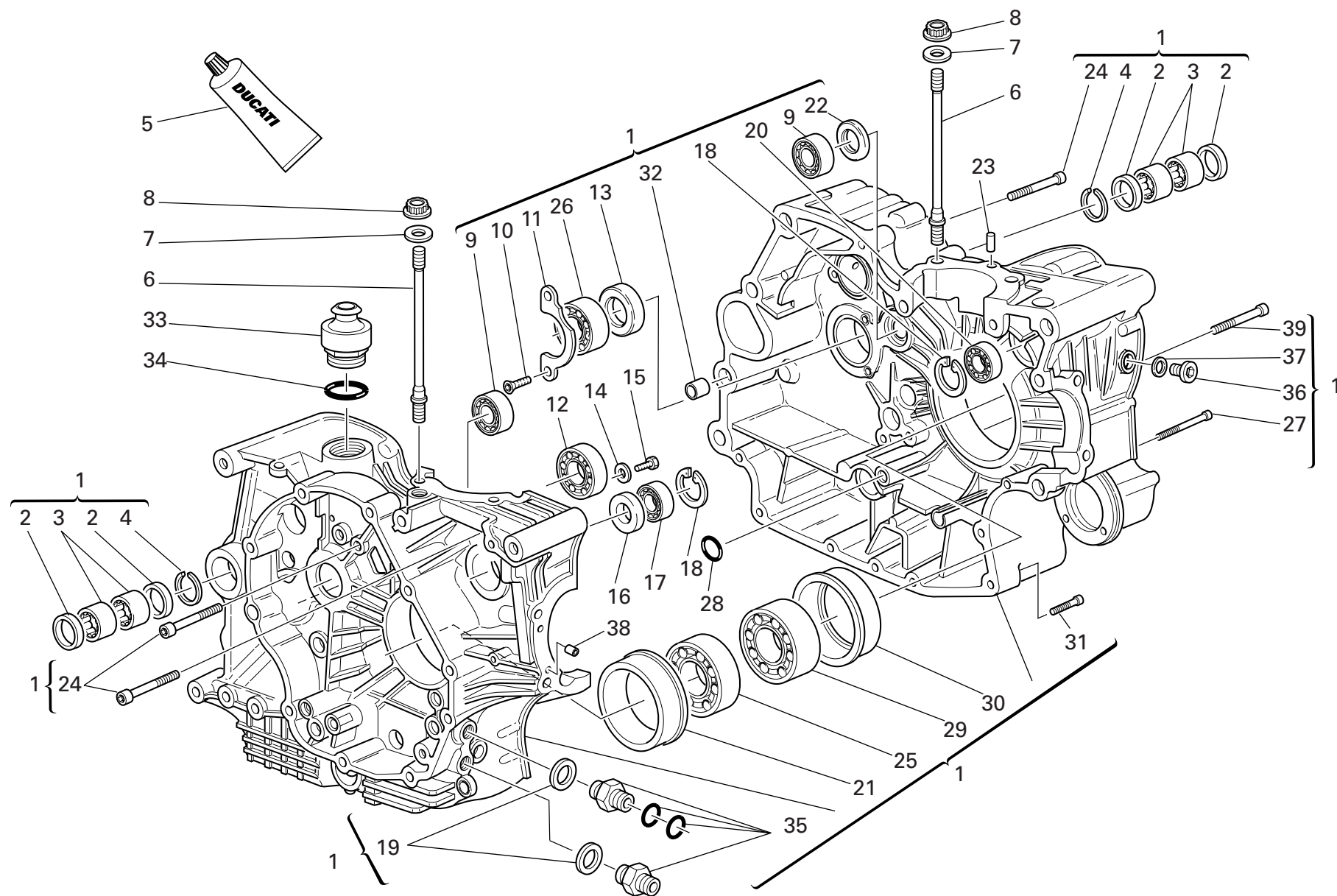
DRAWING 009 FILTERS AND OIL PUMP

NOTES NO.	CODE NO.	DESCRIPTION	VALIDITY	Q.TY 
1	174.2.025.6A	Complete oil pump		1
2	552.1.045.2A	Thermistor		1
3	852.5.024.1A	Gasket th.1		1
4	886.4.037.1A	O-ring		1
5	873.1.039.1A	Cap		1
6	852.1.120.1A	Aluminium gasket		1
7	780.1.018.1A	Bypass cap		1
8	771.5.129.8B	Screw		2
9	853.1.002.1A	Spring washer		2
10	771.5.069.8B	Screw		1
11	853.1.004.1A	Spring washer		1
12	174.1.025.2A	Pump drive gear		1
13	710.1.001.1A	Bush		1
14	799.2.077.2A	Bypass spring		1
15	0759.49.280	Locating bush		2
16	220.3.208.3A	Gasket		1
17	780.2.047.1A	Oil drain plug with magnet		1
18	852.5.005.1A	Gasket th.1,5		1
19	894.2.009.1A	Oil filter		1
20	444.4.003.4A	Oil filter cartridge		1
21	815.1.028.1A	Nipple		1
22	93827.0114	O-ring		1
23	779.1.198.2A	Cap		1
24	884.4.042.1A	Snap ring		1
25	884.5.036.1A	Circlip		1
26	0670.49.310	Reduction bush		1

NOTES NO.	CODE NO.	DESCRIPTION	VALIDITY	Q.TY 
27	779.1.162.2A	Cap		1
28	852.1.195.1A	Gasket th.2		1
29	593.1.018.1A	Bypass valve		1
30	799.1.055.1A	Bypass spring		1

DRAWING 010

HALF CRANKCASES



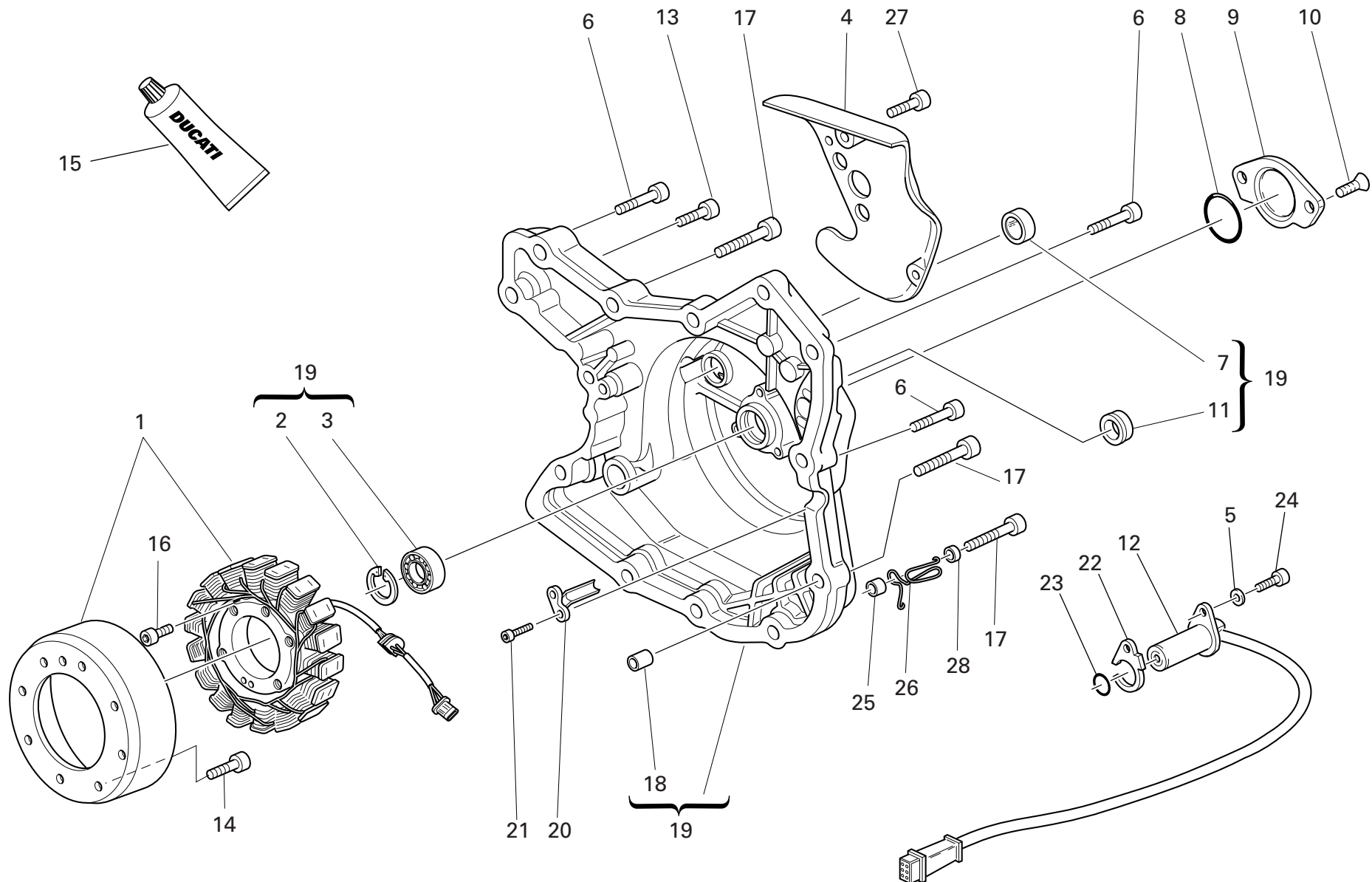
DRAWING 010 HALF CRANKCASES

NOTES NO.	CODE NO.	DESCRIPTION	VALIDITY	Q.TY 
1	225.2.148.1A	Complete half-crankcases pair		1
2	0755.49.265	Seal ring		4
3	76400.0004	Needle bearing		4
4	76266.2668	Snap ring		2
5	94247.0014	Fluid sealant		1
6	766.1.059.1A	Stud bolt for fastening head cylinder		8
7	856.1.064.2A	Special washer		8
8	748.1.050.1A	Nut		8
9	702.4.033.1A	Bearing		2
10	72094.1616	Screw		2
11	826.1.012.1A	Keep plate		1
12	702.5.019.1A	Bearing		1
13	930.4.022.1A	Seal ring		1
14	713.1.140.1A	Spacer		2
15	770.5.250.8B	Screw		2
16	93785.1830	Seal ring		1
17	75794.1542	Bearing		1
18	73503.3380	Circlip		2
19	420.2.006.4A	Aluminium gasket		2
20	702.5.008.1A	Bearing		1
21	710.1.069.1A	Bearing holder bush		1
22	0370.49.250	Washer		1
23	860.1.004.1A	Locating dowel		2
24	771.5.136.8B	Screw		6
25	75191.3380	Bearing		1
26	702.4.013.1A	Bearing		1

NOTES NO.	CODE NO.	DESCRIPTION	VALIDITY	Q.TY 
27	771.5.080.8B	Screw		2
28	93827.0114	O-ring		1
29	702.4.020.1A	Bearing		1
30	710.1.070.1A	Bearing holder bush		1
31	771.5.072.8B	Screw		7
32	711.1.095.1A	Bush		2
33	593.1.003.1B	Breather valve		1
34	93823.3156	O-ring		1
35	815.1.022.1A	Nipple		2
36	779.1.026.2A	Screw		1
37	852.5.026.1A	Aluminium gasket th.1,5		1
38	711.1.128.1A	Bush		2
39	779.1.029.2A	Special screw		1


DRAWING 011

ALTERNATOR COVER

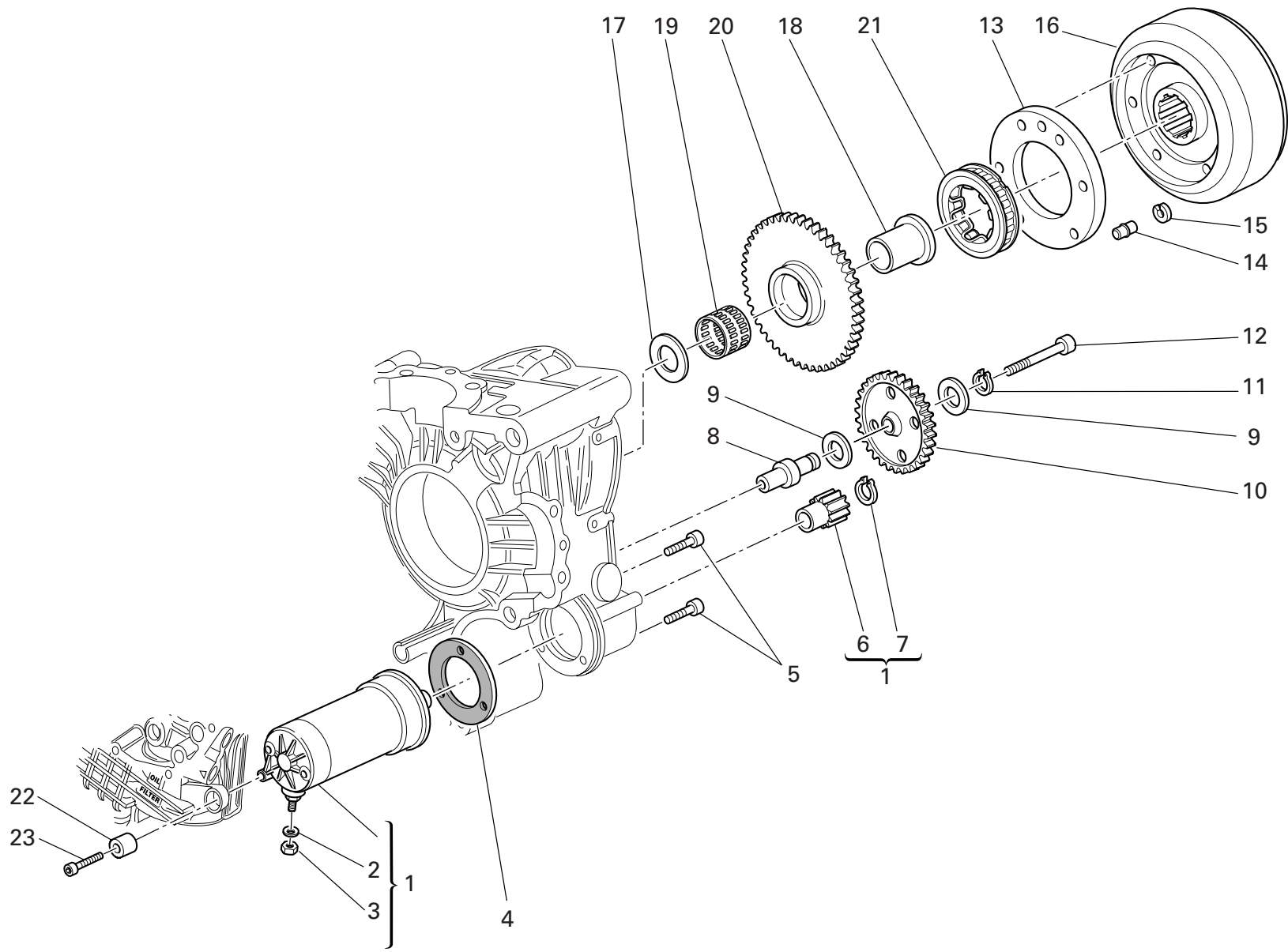


DRAWING 011 ALTERNATOR COVER


NOTES NO.	CODE NO.	DESCRIPTION	VALIDITY	Q.TY 
1	264.4.014.3B	Generator "DENSO"		1
1	264.4.022.1A	Generator "KOKUSAN"		1
2	73503.3380	Circlip		1
3	702.5.008.1A	Bearing		1
4	247.1.279.1A	Chain cover		1
5	853.1.003.1A	Spring washer		1
6	771.5.069.8B	Screw		9
7	254.1.001.1A	Oil level sight glass		1
8	886.4.035.1A	O-ring		1
9	247.1.002.1BD	Cover		1
10	777.5.049.8B	Screw		2
11	93783.1524	Seal ring		1
12	552.4.020.1A	Sensor		1
13	771.5.067.8B	Screw		2
14	779.4.075.1A	Screw		8
15	94247.0014	Fluid sealant		1
16	771.5.073.8B	Screw		3
17	771.5.071.8B	Screw		3
18	711.1.160.1A	Locating bush		2
19	242.2.045.2A	Generator cover		1
20	830.1.144.1A	Bracket		1
21	771.5.040.8B	Screw		2
22	788.1.076.1A	Gasket th.0,6		1
22	788.1.076.1AA	Gasket th.0,8		1
22	788.1.076.1AB	Gasket th.1,0		1
23	886.4.003.1A	O-ring		1

NOTES NO.	CODE NO.	DESCRIPTION	VALIDITY	Q.TY 
24	771.5.066.8B	Screw		1
25	713.1.365.1A	Spacer		1
26	881.1.051.1A	Holder		1
27	771.5.065.8B	Screw		2
28	852.1.176.1A	Washer		1

DRAWING 012 ELECTRIC STARTER AND IGNITION

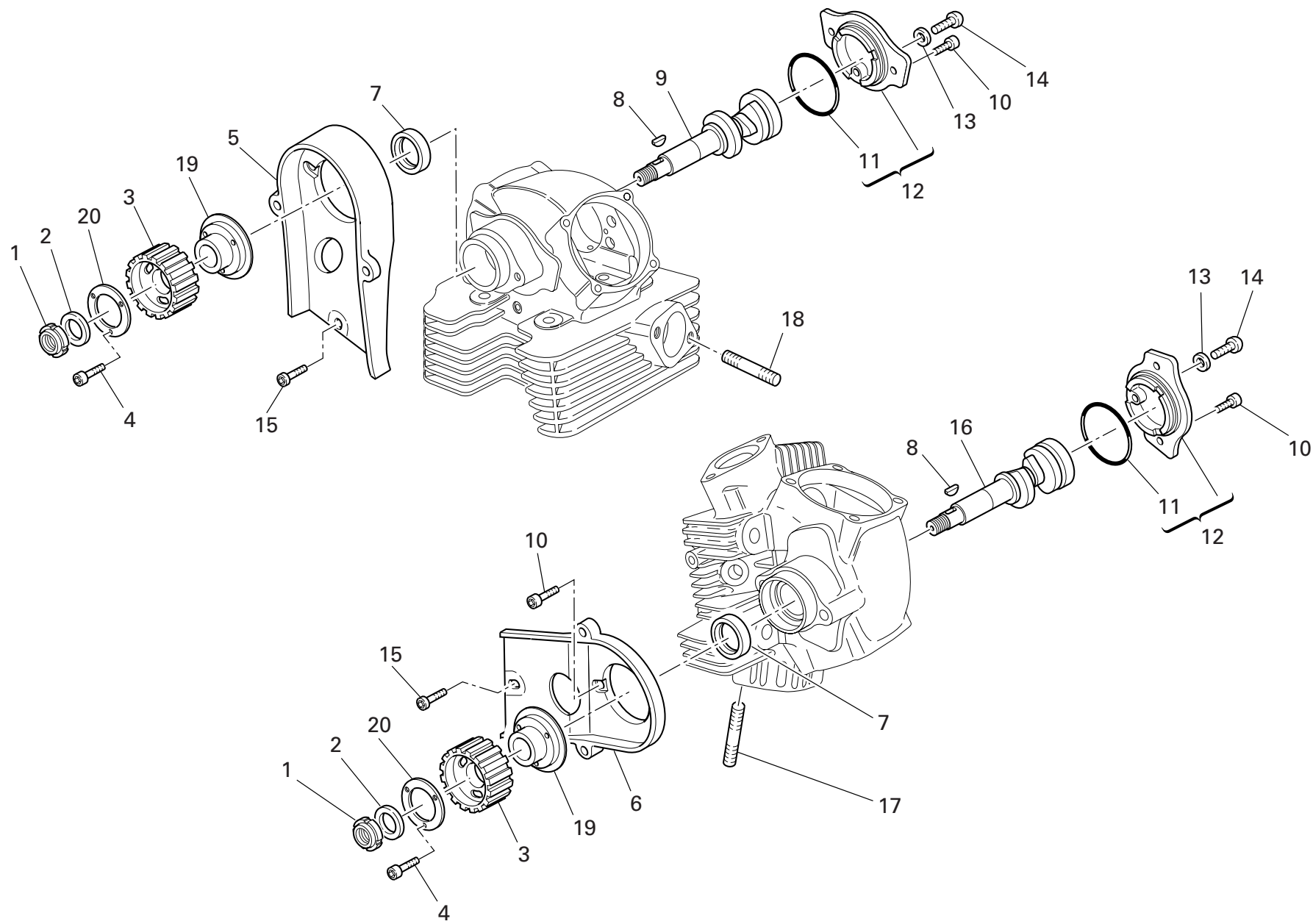


DRAWING 012 ELECTRIC STARTER AND IGNITION


NOTES NO.	CODE NO.	DESCRIPTION	VALIDITY	Q.TY 
1	270.4.005.1A	Complete starter motor		1
2	853.1.003.1A	Spring washer		1
3	750.1.121.1A	Nut		1
4	788.1.054.2A	Starter motor gasket		1
5	771.5.066.8B	Screw		3
6	176.1.001.1A	Starter motor sprocket		1
7	884.5.036.1A	Circlip		1
8	0660.50.020	Intermediate gear pin		1
9	856.1.071.1A	Washer		2
10	176.1.009.1A	Intermediate gear assembly		1
11	73500.1440	Circlip		1
12	771.5.078.8B	Screw		1
13	160.1.057.1A	Flange		1
14	863.1.002.1A	Locating pin		1
15	882.1.012.1A	Check ring		1
16	276.1.025.1B	Ignition flywheel		1
17	0619.50.065	Washer		1
18	881.1.010.1C	Inner ring		1
19	701.4.003.1A	Needle bearing		1
20	173.1.012.3A	Electric starter driven gear		1
21	701.4.007.1A	Starter clutch		1
22	700.1.036.1A	Flexible bush		1
23	771.5.071.8B	Screw		1

NOTES NO.	CODE NO.	DESCRIPTION	VALIDITY	Q.TY 
-----------	----------	-------------	----------	--

DRAWING 013 HEAD: TIMING



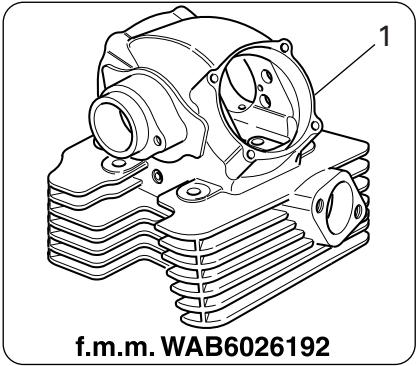
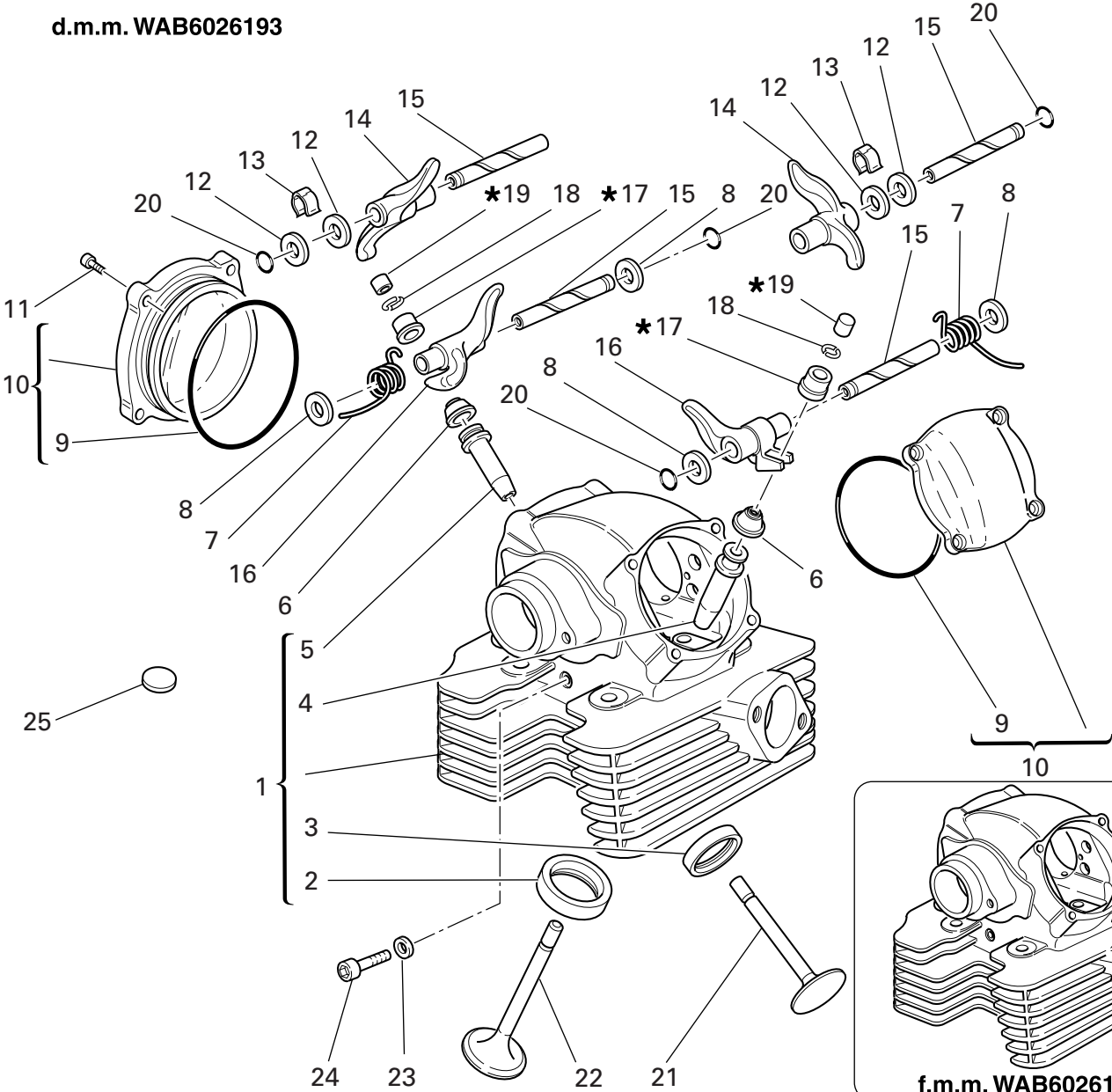
DRAWING 013 HEAD: TIMING

NOTES NO.	CODE NO.	DESCRIPTION	VALIDITY	Q.TY
				
1	703.5.006.2A	Elastic-stop ring nut		2
2	852.1.173.1A	Washer		2
3	255.1.024.2A	Timing belt roller		2
4	779.5.030.2A	Screw		6
5	245.1.030.1A	Vertical belt inner cover		1
6	245.1.031.1A	Horizontal belt inner cover		1
7	930.4.061.1A	Seal ring		2
8	74172.1008	Woodruff key		2
9	148.1.285.1A	Vertical head camshaft		1
10	771.5.066.8B	Screw		7
11	886.4.060.1A	O-ring		2
12	235.2.037.1AC	Side cap		2
13	852.1.197.1A	Copper gasket		2
14	775.1.036.1A	Screw		2
15	773.5.065.8B	Screw		2
16	148.1.284.1A	Horizontal head camshaft		1
17	766.4.017.2A	Stud bolt		4
18	766.4.018.1A	Stud bolt		4
19	160.1.105.1A	Flange		2
20	856.1.074.2A	Washer		2


NOTES NO.	CODE NO.	DESCRIPTION	VALIDITY	Q.TY
				


19		17	
Registro bilanc. apertura		Registro bilanc. chiusura	
Adjustment		Adjustment	
Réglage		Réglage	
Ventilköppchen		Ventilköppchen	
840.1.031.1A—	1,8	840.1.041.1B—	2,20
840.1.032.1A—	1,85	840.1.042.1B—	2,25
840.1.033.1A—	1,9	840.1.043.1B—	2,30
840.1.034.1A—	1,95	840.1.044.1B—	2,35
840.1.001.1A—	2	840.1.045.1B—	2,40
840.1.002.1A—	2,05	840.1.046.1B—	2,45
840.1.003.1A—	2,1	840.1.047.1B—	2,5
840.1.004.1A—	2,15	840.1.048.1B—	2,55
840.1.005.1A—	2,2	840.1.049.1B—	2,6
840.1.006.1A—	2,25	840.1.050.1B—	2,65
840.1.007.1A—	2,3	840.1.051.1B—	2,7
840.1.008.1A—	2,35	840.1.052.1B—	2,75
840.1.009.1A—	2,4	840.1.053.1B—	2,8
840.1.010.1A—	2,45	840.1.054.1B—	2,85
840.1.011.1A—	2,5	840.1.055.1B—	2,9
840.1.012.1A—	2,55	840.1.056.1B—	2,95
840.1.013.1A—	2,6	840.1.057.1B—	3
840.1.014.1A—	2,65	840.1.058.1B—	3,05
840.1.015.1A—	2,7	840.1.059.1B—	3,1
840.1.016.1A—	2,75		
840.1.017.1A—	2,8		
840.1.018.1A—	2,85		
840.1.019.1A—	2,9		
840.1.020.1A—	2,95		
840.1.021.1A—	3		
840.1.022.1A—	3,05		
840.1.023.1A—	3,1		
840.1.024.1A—	3,15		
840.1.025.1A—	3,2		
840.1.026.1A—	3,25		
840.1.027.1A—	3,3		
840.1.028.1A—	3,35		
840.1.029.1A—	3,4		
840.1.030.1A—	3,45		

d.m.m. WAB6026193



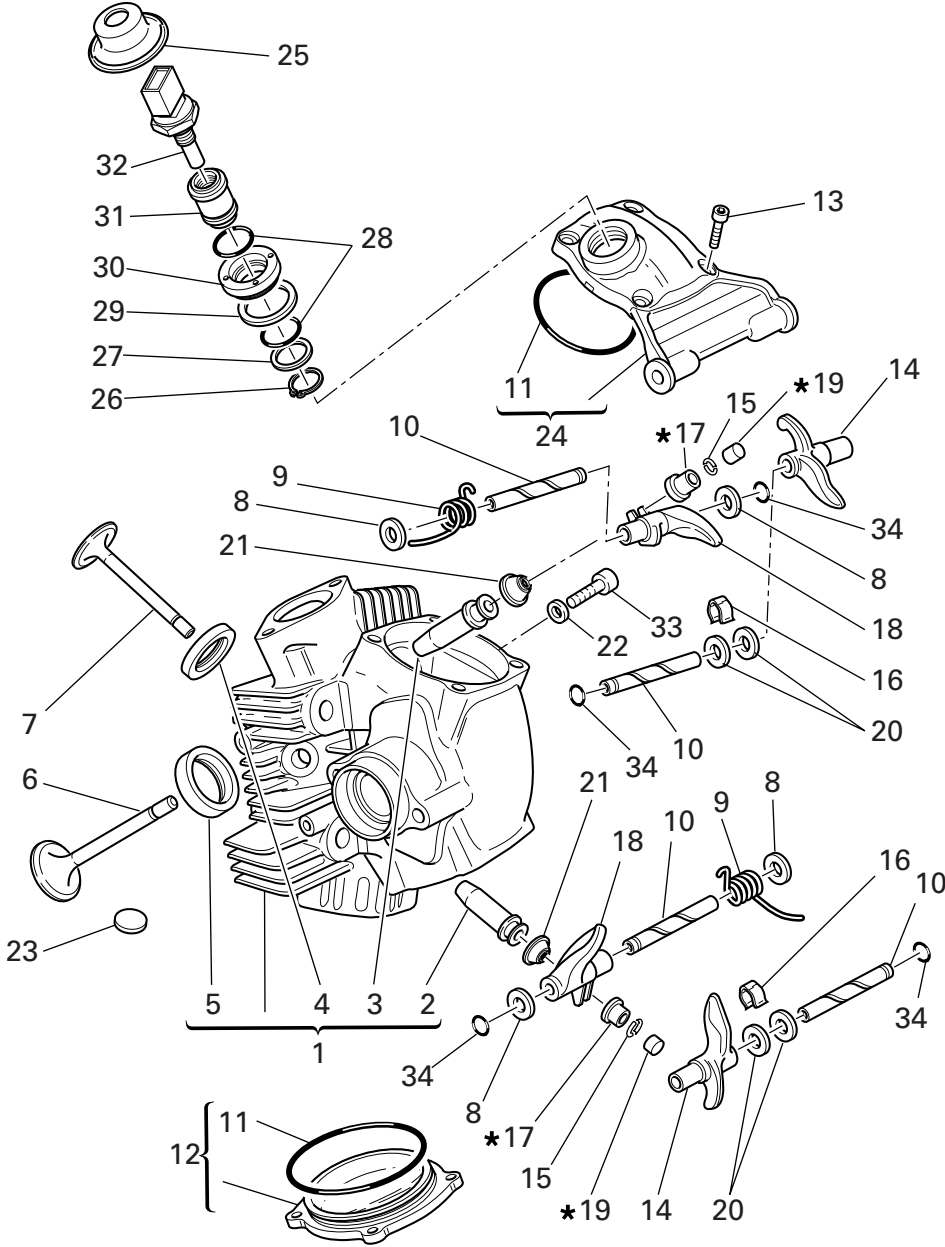
DRAWING 014 VERTICAL HEAD

NOTES NO.	CODE NO.	DESCRIPTION	VALIDITY	Q.TY 
1	301.2.092.1D	Complete vertical head		1
1	301.2.233.1A	Complete vertical head		1
2	304.1.042.1B	Intake valve seat		1
2	304.1.042.1BB	Oversize intake valve seat 0.03		1
2	304.1.042.1BC	Oversize intake valve seat 0.06		1
3	304.1.043.1B	Exhaust valve seat		1
3	304.1.043.1BB	Oversize exhaust valve seat 0.03		1
3	304.1.043.1BC	Oversize exhaust valve seat 0.06		1
4	303.1.041.1C	Intake valve guide		1
4	303.1.041.1CA	Intake valve guide magg. 0,03		1
4	303.1.041.1CB	Intake valve guide magg. 0,06		1
4	303.1.041.1CC	Intake valve guide magg. 0,09		1
5	303.1.040.1B	Exhaust valve guide		1
5	303.1.040.1BA	Exhaust valve guide magg. 0,03		1
5	303.1.040.1BB	Exhaust valve guide magg. 0,06		1
5	303.1.040.1BC	Exhaust valve guide magg. 0,09		1
6	764.1.002.1A	Rubber pad		2
7	799.1.061.3A	Closing rocker spring		2
8	0619.92.180	Shim th. 0.3		6
8	0670.92.190	Shim th. 2		3
8	0765.92.185	Shim th. 1		2
8	0765.92.190	Shim th. 0.5		4
8	0765.92.205	Shim th. 0.2		8
9	463.2.010.9A	O-ring		2
10	240.2.026.1B	Valve cover		2
11	771.5.066.8B	Screw		8

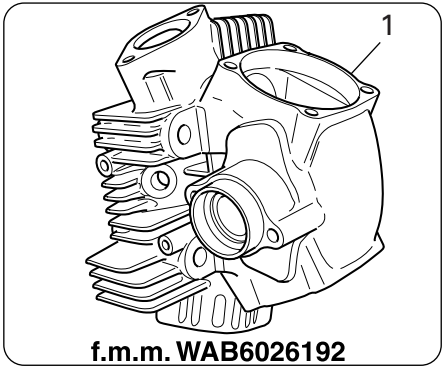
NOTES NO.	CODE NO.	DESCRIPTION	VALIDITY	Q.TY 
12	0647.70.010	Shim		4
13	0375.92.210	Spring		2
14	208.1.012.4A	Opening rocker		2
15	821.1.111.2A	Rocker shaft		4
16	209.1.041.1A	Closing rocker		2
17	840.2.002.1B	See table		2
18	669.1.001.1E	Split rings		4
19	840.2.001.1A	See table		2
20	463.2.026.1A	O-ring		4
21	211.1.040.1A	Exhaust valve		1
22	210.1.042.1A	Intake valve		1
23	852.5.023.1A	Gasket		1
24	779.1.133.1A	Screw		1
25	700.1.040.1A	Vibration damper pad		12

DRAWING 015 HORIZONTAL HEAD

19		17	
Registro bilanc. apertura		Registro bilanc. chiusura	
Adjustment		Adjustment	
Réglage		Réglage	
Ventilkäppchen		Ventilkäppchen	
840.1.031.1A—	1,8	840.1.041.1B—	2,20
840.1.032.1A—	1,85	840.1.042.1B—	2,25
840.1.033.1A—	1,9	840.1.043.1B—	2,30
840.1.034.1A—	1,95	840.1.044.1B—	2,35
840.1.001.1A—	2	840.1.045.1B—	2,40
840.1.002.1A—	2,05	840.1.046.1B—	2,45
840.1.003.1A—	2,1	840.1.047.1B—	2,5
840.1.004.1A—	2,15	840.1.048.1B—	2,55
840.1.005.1A—	2,2	840.1.049.1B—	2,6
840.1.006.1A—	2,25	840.1.050.1B—	2,65
840.1.007.1A—	2,3	840.1.051.1B—	2,7
840.1.008.1A—	2,35	840.1.052.1B—	2,75
840.1.009.1A—	2,4	840.1.053.1B—	2,8
840.1.010.1A—	2,45	840.1.054.1B—	2,85
840.1.011.1A—	2,5	840.1.055.1B—	2,9
840.1.012.1A—	2,55	840.1.056.1B—	2,95
840.1.013.1A—	2,6	840.1.057.1B—	3
840.1.014.1A—	2,65	840.1.058.1B—	3,05
840.1.015.1A—	2,7	840.1.059.1B—	3,1
840.1.016.1A—	2,75		
840.1.017.1A—	2,8		
840.1.018.1A—	2,85		
840.1.019.1A—	2,9		
840.1.020.1A—	2,95		
840.1.021.1A—	3		
840.1.022.1A—	3,05		
840.1.023.1A—	3,1		
840.1.024.1A—	3,15		
840.1.025.1A—	3,2		
840.1.026.1A—	3,25		
840.1.027.1A—	3,3		
840.1.028.1A—	3,35		
840.1.029.1A—	3,4		
840.1.030.1A—	3,45		



d.m.m. WAB6026193



DRAWING 015 HORIZONTAL HEAD

NOTES NO.	CODE NO.	DESCRIPTION	VALIDITY	Q.TY 
1	301.2.093.1D	Complete horizontal head		1
1	301.2.232.1A	Complete horizontal head		1
2	303.1.040.1B	Exhaust valve guide		1
2	303.1.040.1BA	Exhaust valve guide magg. 0,03		1
2	303.1.040.1BB	Exhaust valve guide magg. 0,06		1
2	303.1.040.1BC	Exhaust valve guide magg. 0,09		1
3	303.1.041.1C	Intake valve guide		1
3	303.1.041.1CA	Intake valve guide magg. 0,03		1
3	303.1.041.1CB	Intake valve guide magg. 0,06		1
3	303.1.041.1CC	Intake valve guide magg. 0,09		1
4	304.1.042.1B	Intake valve seat		1
4	304.1.042.1BB	Oversize intake valve seat 0.03		1
4	304.1.042.1BC	Oversize intake valve seat 0.06		1
5	304.1.043.1B	Exhaust valve seat		1
5	304.1.043.1BB	Oversize exhaust valve seat 0.03		1
5	304.1.043.1BC	Oversize exhaust valve seat 0.06		1
6	210.1.042.1A	Intake valve		1
7	211.1.040.1A	Exhaust valve		1
8	0619.92.180	Shim th. 0.3		6
8	0670.92.190	Shim th. 2		3
8	0765.92.185	Shim th. 1		2
8	0765.92.190	Shim th. 0.5		4
8	0765.92.205	Shim th. 0.2		8
9	799.1.061.3A	Closing rocker spring		2
10	821.1.111.2A	Rocker shaft		4
11	463.2.010.9A	O-ring		2

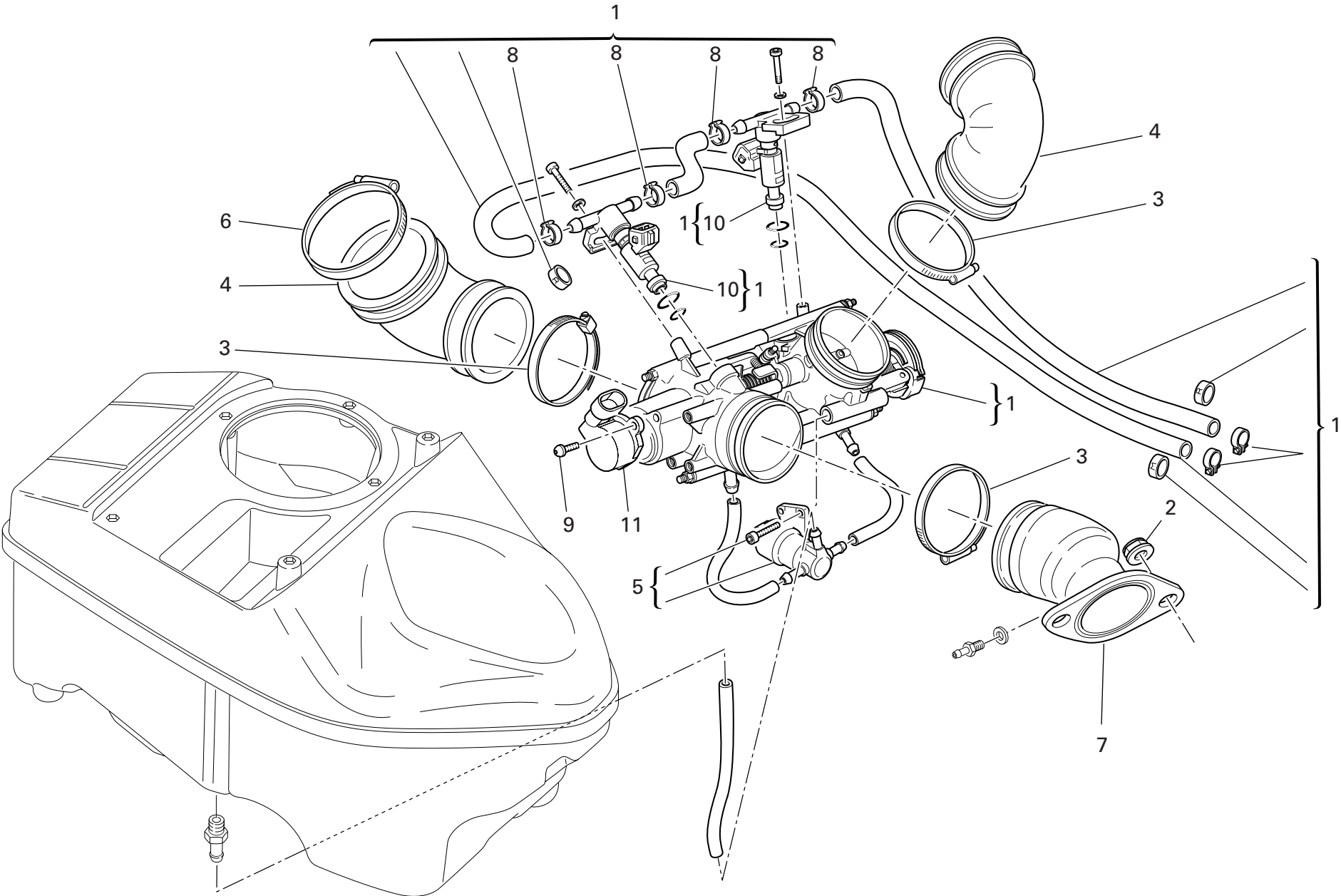
CATALOGUE No: 915.1.235.2A
ISSUED: 11 - 06

NOTES NO.	CODE NO.	DESCRIPTION	VALIDITY	Q.TY 
12	240.2.026.1B	Valve cover		1
13	771.5.066.8B	Screw		8
14	208.1.012.4A	Opening rocker		2
15	669.1.001.1E	Split rings		4
16	0375.92.210	Spring		2
17	840.2.002.1B	See table		2
18	209.1.041.1A	Closing rocker		2
19	840.2.001.1A	See table		2
20	0647.70.010	Shim		4
21	764.1.002.1A	Rubber pad		2
22	852.5.023.1A	Gasket		1
23	700.1.040.1A	Vibration damper pad		27
24	240.2.031.1A	Intake valve cover		1
25	672.1.034.1A	Rubber cap		1
26	73500.1747	Snap ring		1
27	713.1.137.1A	Spacer		1
28	886.4.028.1A	O-Ring		2
29	787.1.008.1A	Aluminium gasket		1
30	703.1.019.1A	Ring nut		1
31	829.1.235.1A	Holder sensor		1
32	552.4.013.1A	Sensor		1
33	779.1.133.1A	Screw		1
34	463.2.026.1A	O-ring		4

CATALOGUE No: 915.1.235.2A
ISSUED: 11 - 06

DRAWING 016

INLET DUCT

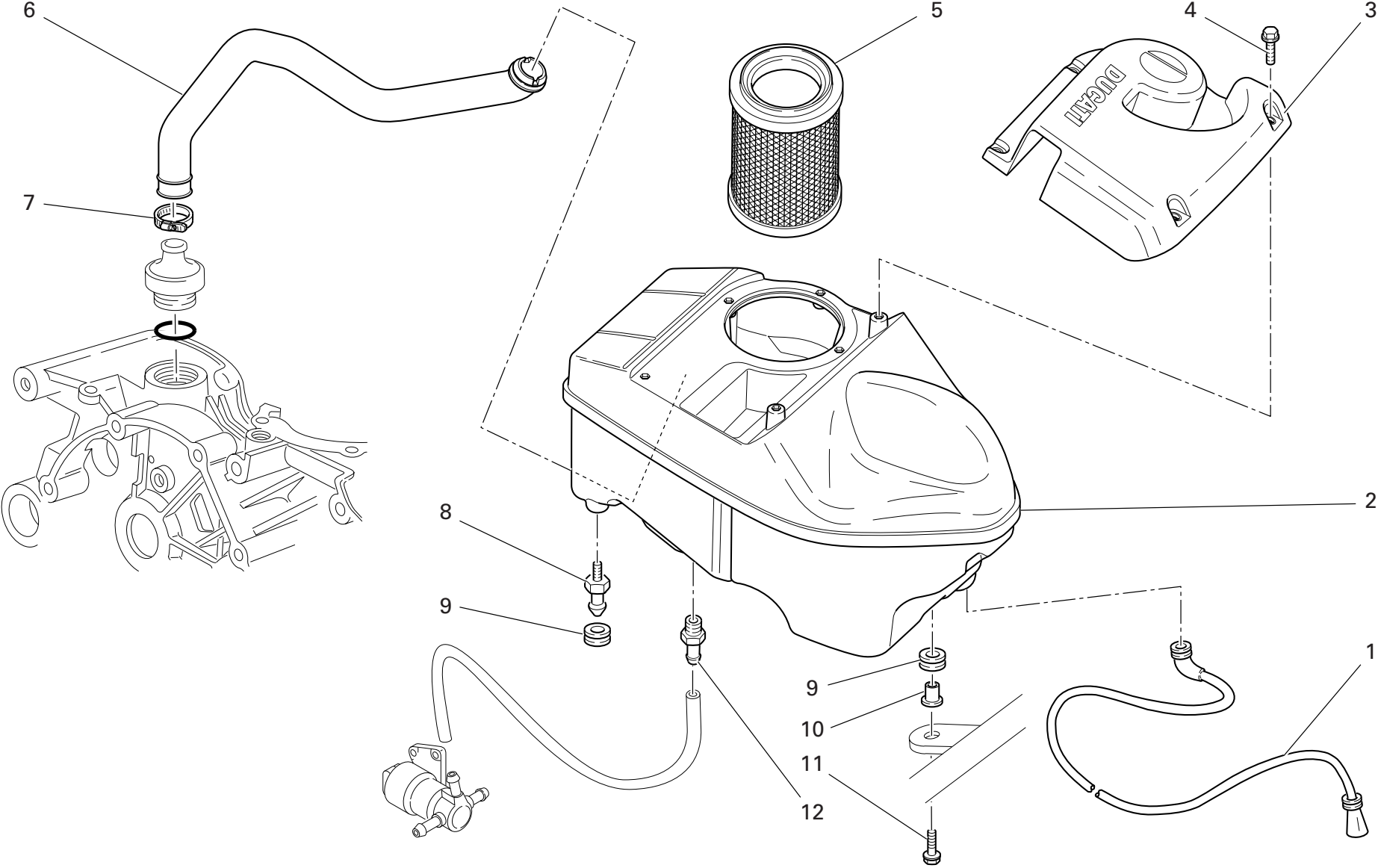


DRAWING 016 INLET DICT

NOTES NO.	CODE NO.	DESCRIPTION	VALIDITY	Q.TY
1	282.4.073.1A	Feed unit assembly		1
2	748.1.039.1A	Nut		4
3	741.4.042.1A	Hose guide		4
4	801.1.027.1A	Hose		2
5	283.4.011.1A	Stepper motor		1
6	741.4.067.1A	Hose guide		2
7	137.2.003.4B	Intake duct		2
8	287.4.024.1B	Hose guide		4
9	779.5.012.1B	Screw		2
10	280.4.007.1A	Injector		2
11	284.4.008.1A	Potentiometer		1

NOTES NO.	CODE NO.	DESCRIPTION	VALIDITY	Q.TY
-----------	----------	-------------	----------	------

DRAWING 017 AIR INDUCTIO AND OIL VENT



DRAWING

017

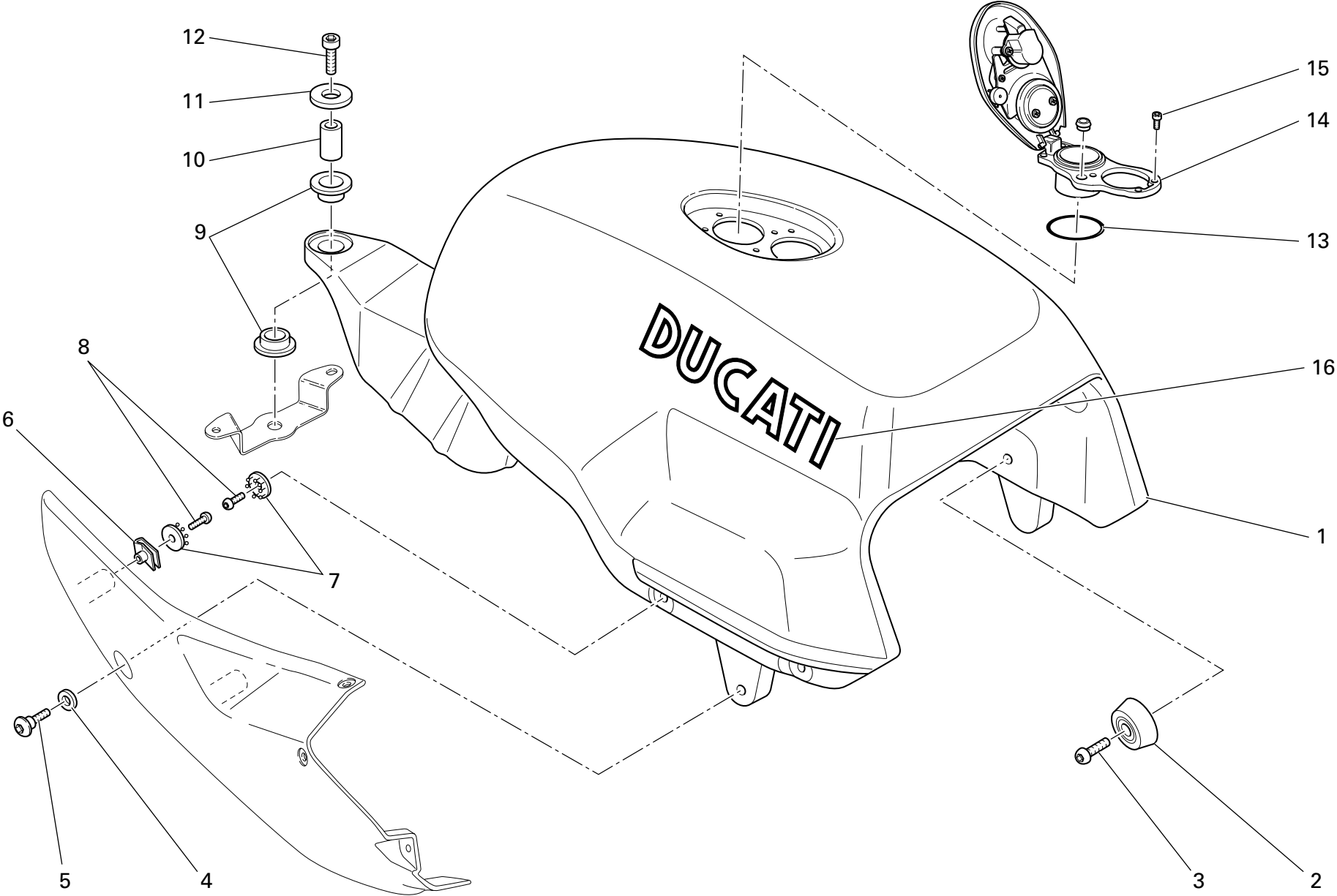
AIR INDUCTIO AND OIL VENT

NOTES NO.	CODE NO.	DESCRIPTION	VALIDITY	Q.TY
1	877.2.046.1A	Tube		1
2	442.1.129.1B	Air filter box		1
3	246.1.089.1A	Filter case cover		1
4	772.1.045.1A	Screw		6
5	426.1.019.1A	Filter element		1
6	876.1.093.1A	Breather pipe		1
7	741.4.002.1A	Hose guide		1
8	821.1.075.1A	Pin		2
9	764.1.090.1A	Rubber pad		3
10	716.1.022.1B	Spacer		1
11	772.5.031.1B	Screw		1
12	779.1.335.1A	Pressure pick-up point		1

NOTES NO.	CODE NO.	DESCRIPTION	VALIDITY	Q.TY
-----------	----------	-------------	----------	------

DRAWING 018

FUEL TANK

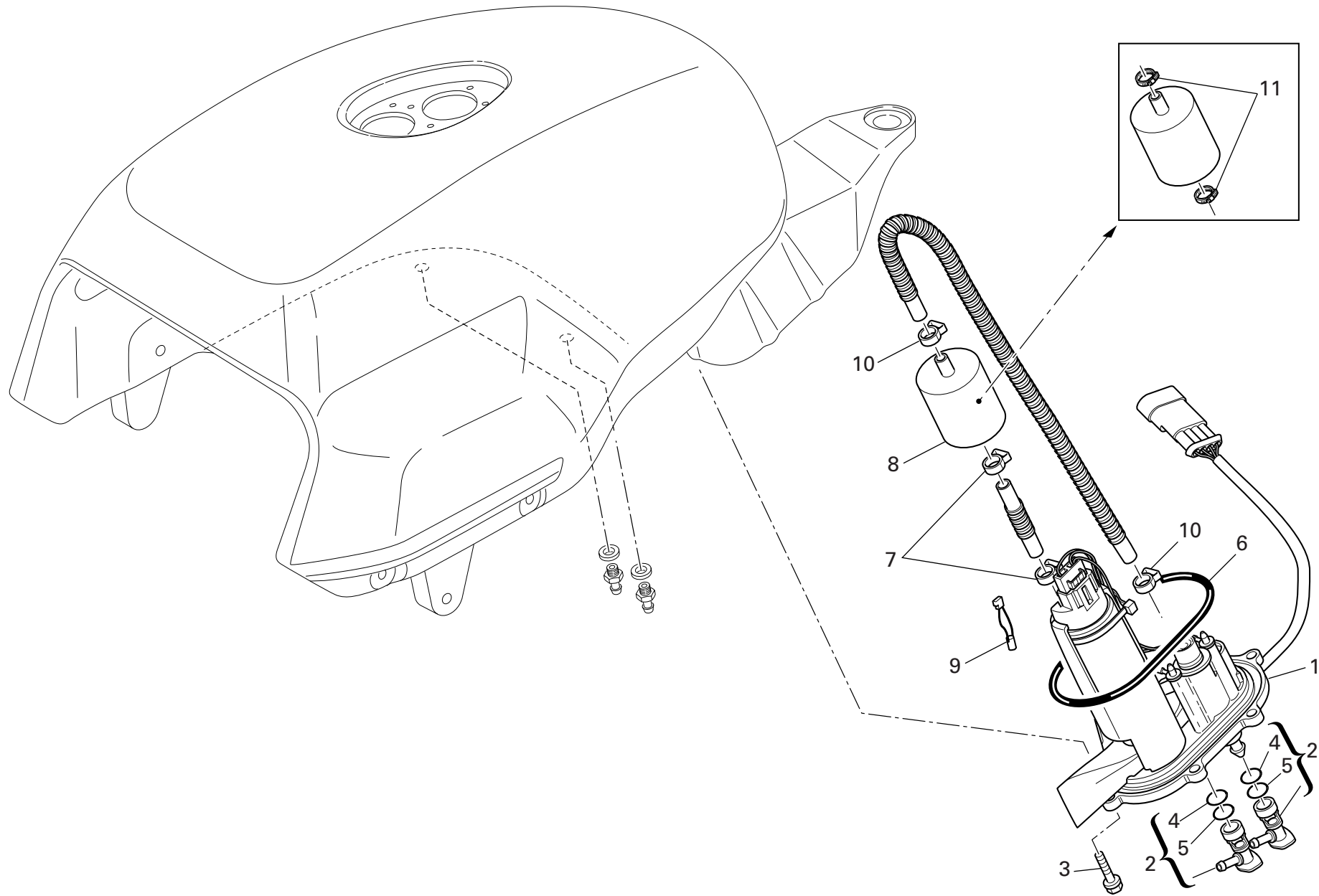


DRAWING 018 FUEL TANK

NOTES NO.	CODE NO.	DESCRIPTION	VALIDITY	Q.TY
1	586.1.071.1BE	Tank		1
2	866.1.062.1A	Rubber pad		2
3	771.5.662.8B	Screw		2
4	852.1.205.1A	Nylon washer		2
5	779.1.439.2A	Screw		2
6	850.4.083.1A	Nut with clip		4
7	850.1.014.1A	Quik fastening		8
8	775.1.016.1A	Screw		8
9	764.1.001.1A	Rubber pad		2
10	713.1.330.1A	Spacer		1
11	852.1.099.1A	Washer		1
12	771.5.728.8B	Screw		1
13	886.4.055.1A	O-ring		1
14	895.1.007.1B	Tank cap		1
15	775.1.017.1A	Screw		6
16	435.1.119.1A	Sticker "DUCATI"		2

NOTES NO.	CODE NO.	DESCRIPTION	VALIDITY	Q.TY
-----------	----------	-------------	----------	------

DRAWING 019 FUEL SYSTEM



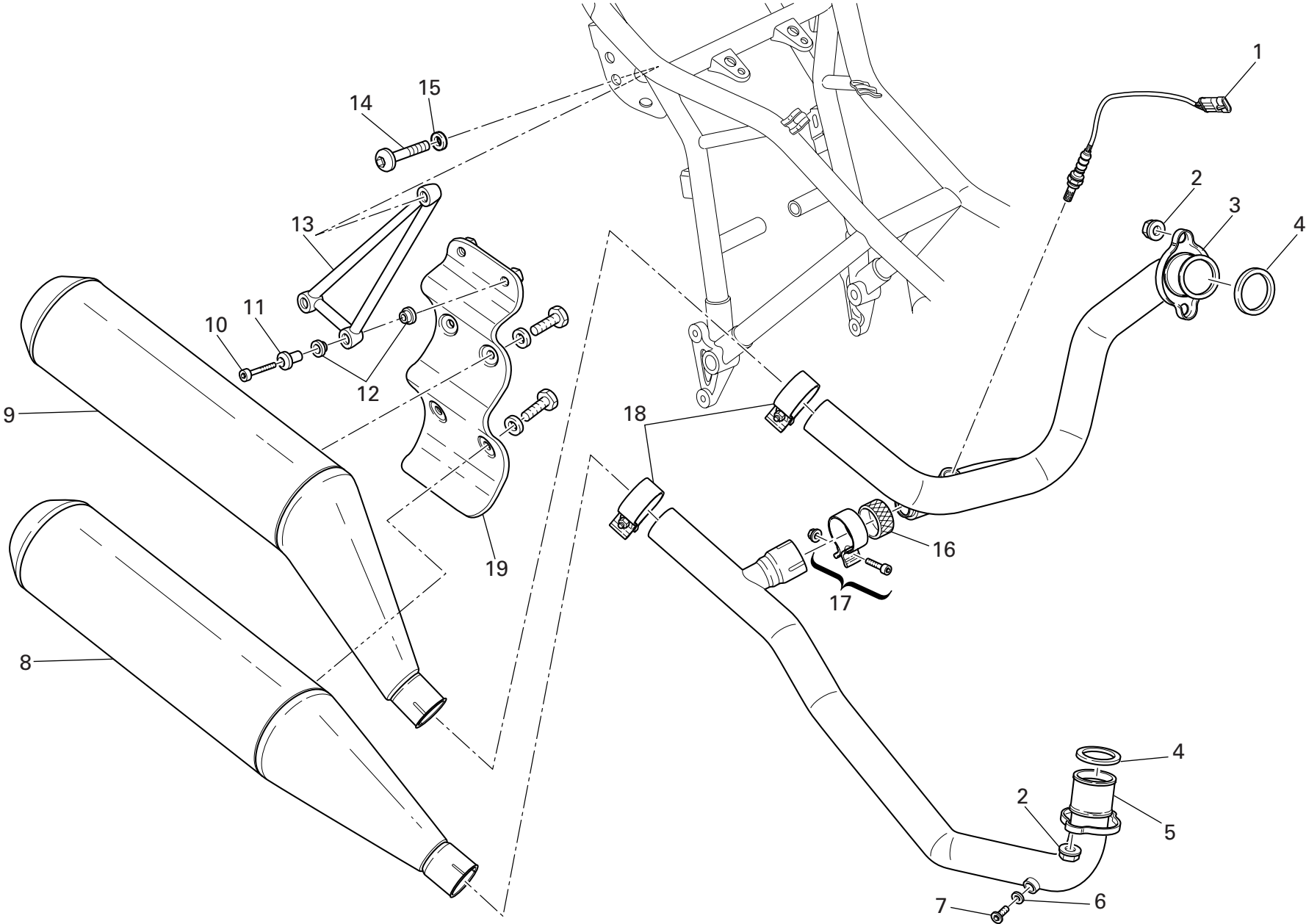
DRAWING 019 FUEL SYSTEM

NOTES NO.	CODE NO.	DESCRIPTION	VALIDITY	Q.TY
1	160.2.366.1A	Flange		1
2	814.4.010.1A	Quick-coupling union		2
3	772.1.062.1A	Screw		6
4	886.4.072.1A	O-ring		2
5	886.4.073.1A	O-ring		2
6	886.5.048.1A	O-Ring		1
7	741.4.158.1A	Clamp		2
8	425.4.004.1B	Fuel filter		1
9	552.4.048.1A	Thermistor		1
10	741.4.092.1A	collar		2
11	699.2.345.1A	Clamps kit		1


NOTES NO.	CODE NO.	DESCRIPTION	VALIDITY	Q.TY
-----------	----------	-------------	----------	------

DRAWING 020

EXHAUST SYSTEM

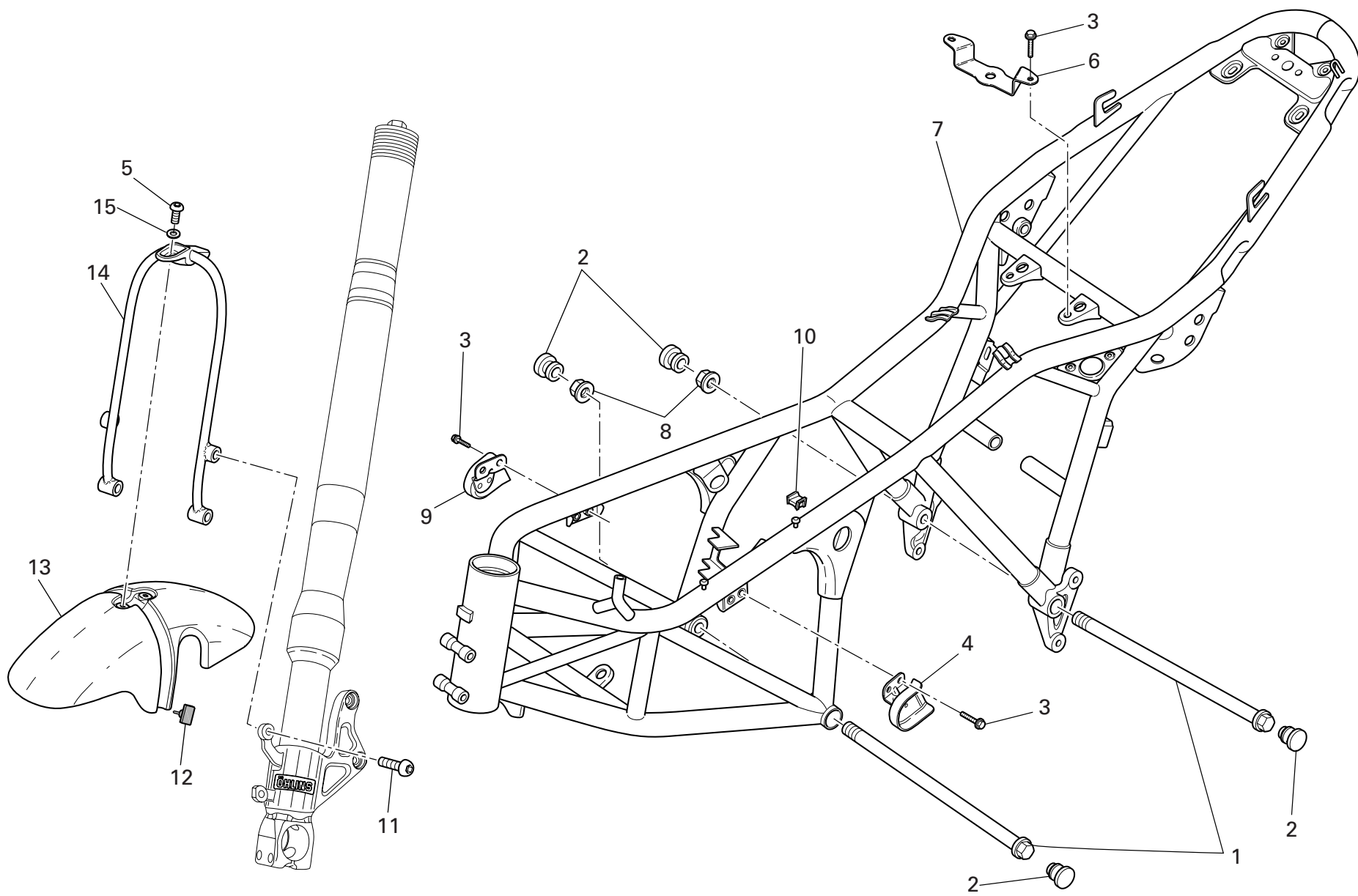


DRAWING 020 EXHAUST SYSTEM

NOTES NO.	CODE NO.	DESCRIPTION	VALIDITY	Q.TY 
1	552.1.111.1A	Lambda sensor		1
2	748.4.033.1A	Nut		4
3	571.1.135.1B	Vertical head exhaust pipe		1
4	0370.84.005	Exhaust gasket		2
5	570.2.140.1B	Horizontal head exhaust pipe		1
6	852.5.024.1A	Gasket th.1		2
7	780.1.007.1A	Cap		2
8	573.1.092.1D	Bottom Rh silencer		1
9	573.1.091.1D	Top RH silencer		1
10	771.5.129.8B	Screw		2
11	716.1.140.1B	Spacer		2
12	764.1.001.1A	Rubber pad		4
13	576.1.050.1A	Holder		1
14	771.1.227.2A	Screw		1
15	852.1.204.1A	Washer		1
16	790.1.016.1A	Exhaust gasket		1
17	741.4.032.1B	Clamp		1
18	576.1.044.1B	Clamp		2
19	576.1.051.1C	Bracket		1

NOTES NO.	CODE NO.	DESCRIPTION	VALIDITY	Q.TY 

DRAWING 021 FRAME



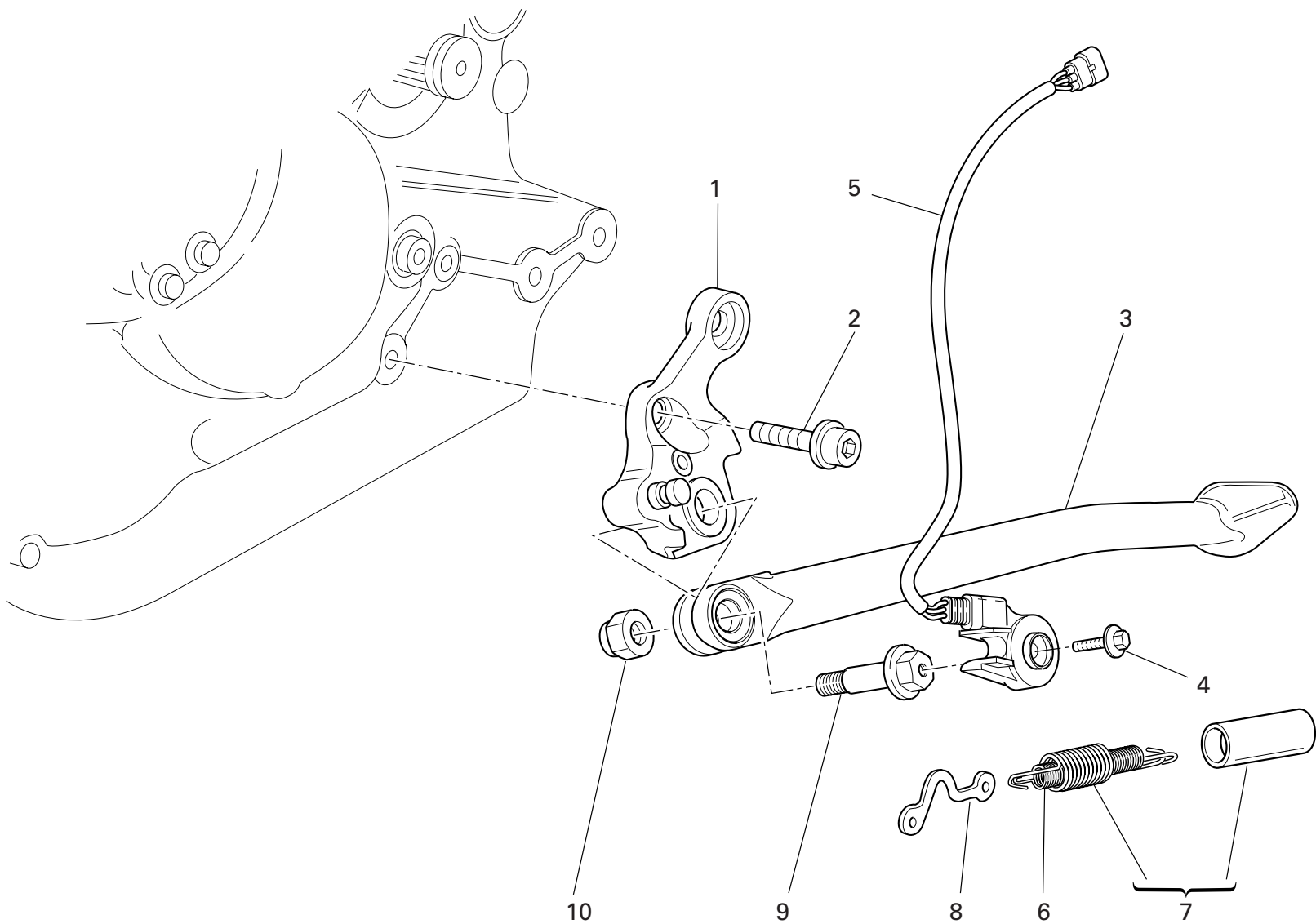
DRAWING 021 FRAME

NOTES NO.	CODE NO.	DESCRIPTION	VALIDITY	Q.TY
1	779.1.213.1A	Screw		2
2	873.1.041.1B	Cap		4
3	771.5.665.8B	Screw		6
4	473.1.563.1A	L.H. holder		1
5	775.1.031.1B	Screw		2
6	473.1.548.1A	Rear bracket		1
7	470.1.179.1AP	Frame		1
8	748.4.002.1A	Nut		2
9	473.1.562.1A	R.H. holder		1
10	850.4.067.1A	Clamp		8
11	775.1.022.1A	Screw		4
12	866.1.036.1A	Rubber pad		2
13	564.1.057.1AE	Front mudguard		1
14	829.1.666.1A	Holder		1
15	852.5.030.1A	Washer		2

NOTES NO.	CODE NO.	DESCRIPTION	VALIDITY	Q.TY
-----------	----------	-------------	----------	------

DRAWING 022

STANDS



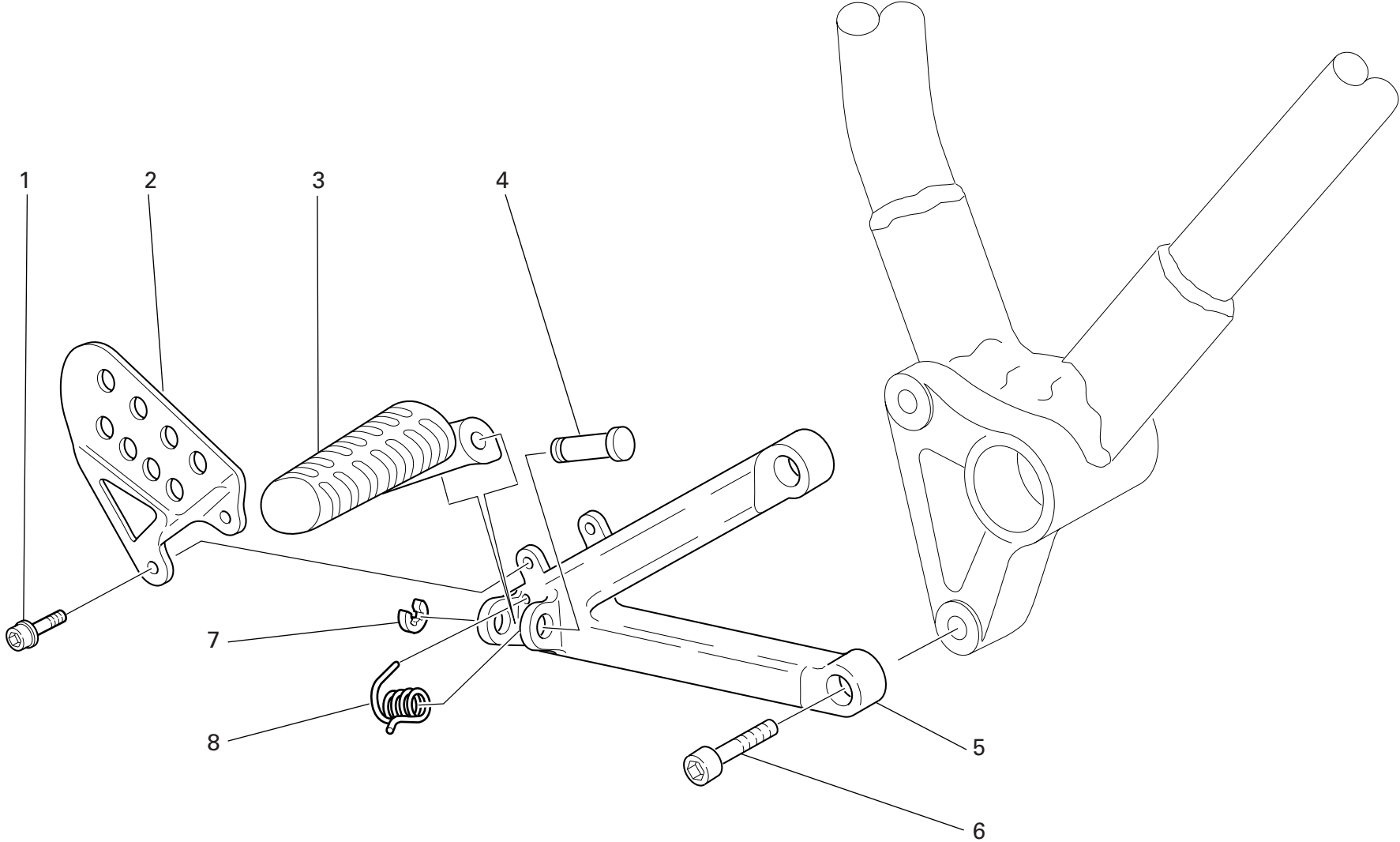
DRAWING 022 STANDS

NOTES NO.	CODE NO.	DESCRIPTION	VALIDITY	Q.TY
1	556.2.034.1A	Plate		1
2	771.5.754.8B	Screw		2
3	556.1.042.1A	Side stand		1
4	779.4.005.2A	Screw		1
5	539.1.023.2A	Switch		1
6	799.1.158.1A	Inner spring		1
7	799.2.159.1A	Complete spring		1
8	829.1.260.2A	Plate		1
9	821.1.103.1A	Pin		1
10	750.1.048.1A	Nut		1

NOTES NO.	CODE NO.	DESCRIPTION	VALIDITY	Q.TY
-----------	----------	-------------	----------	------

DRAWING 023

R.H. FOOT RESTS

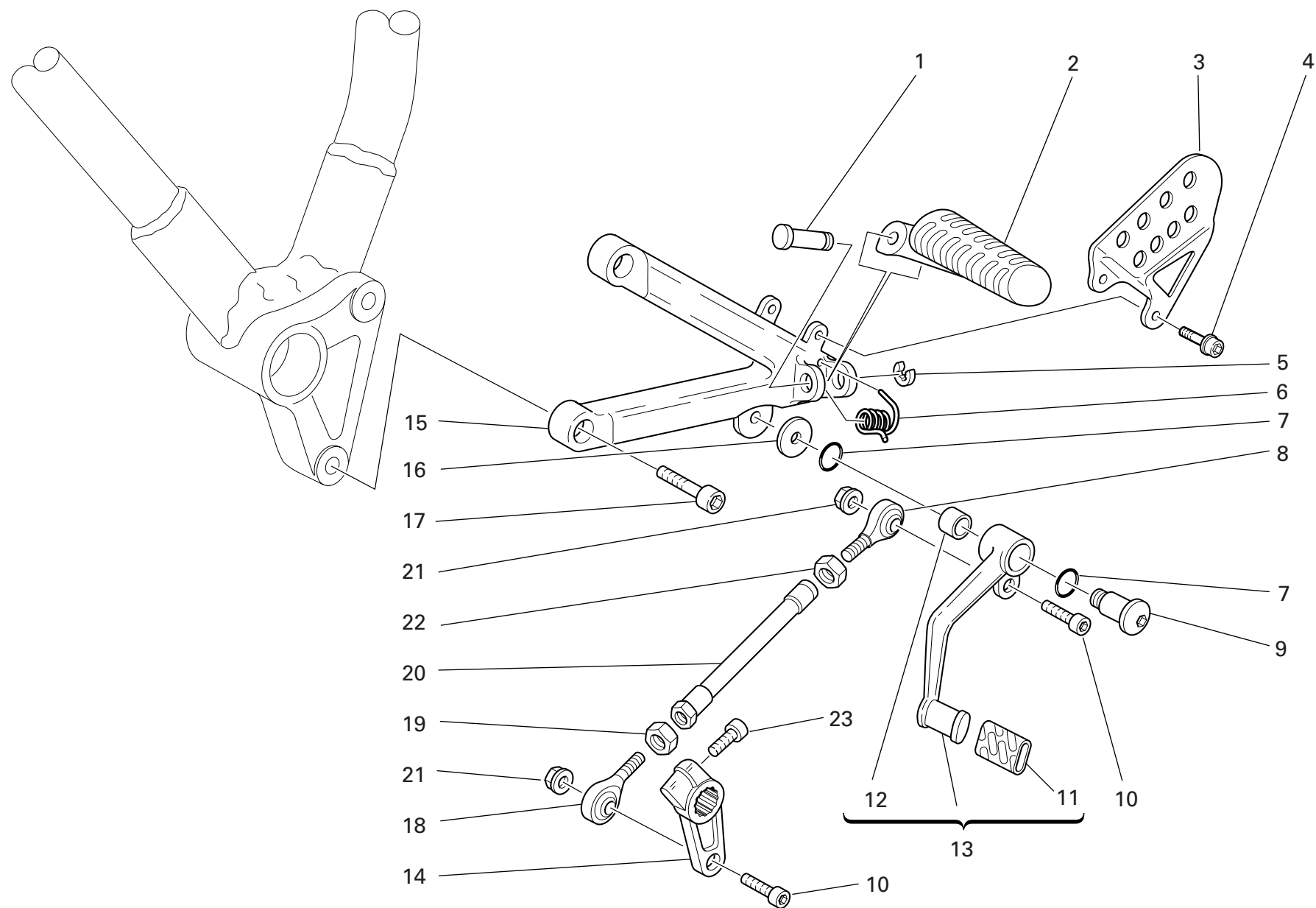


DRAWING 023 R.H. FOOT RESTS

NOTES NO.	CODE NO.	DESCRIPTION	VALIDITY	Q.TY
1	771.5.662.8B	Screw		2
2	247.1.185.1B	R.H. protection		1
3	464.1.006.1B	Front R.H. foot peg (front) (R.H.)		1
4	821.1.051.1AB	Pin		1
5	824.1.104.1A	R.H. bracket		1
6	771.5.725.8B	Screw		2
7	884.5.003.1A	Ring		1
8	799.1.166.1A	Spring		1

NOTES NO.	CODE NO.	DESCRIPTION	VALIDITY	Q.TY
-----------	----------	-------------	----------	------

DRAWING 024 L.H. FOOT RESTS

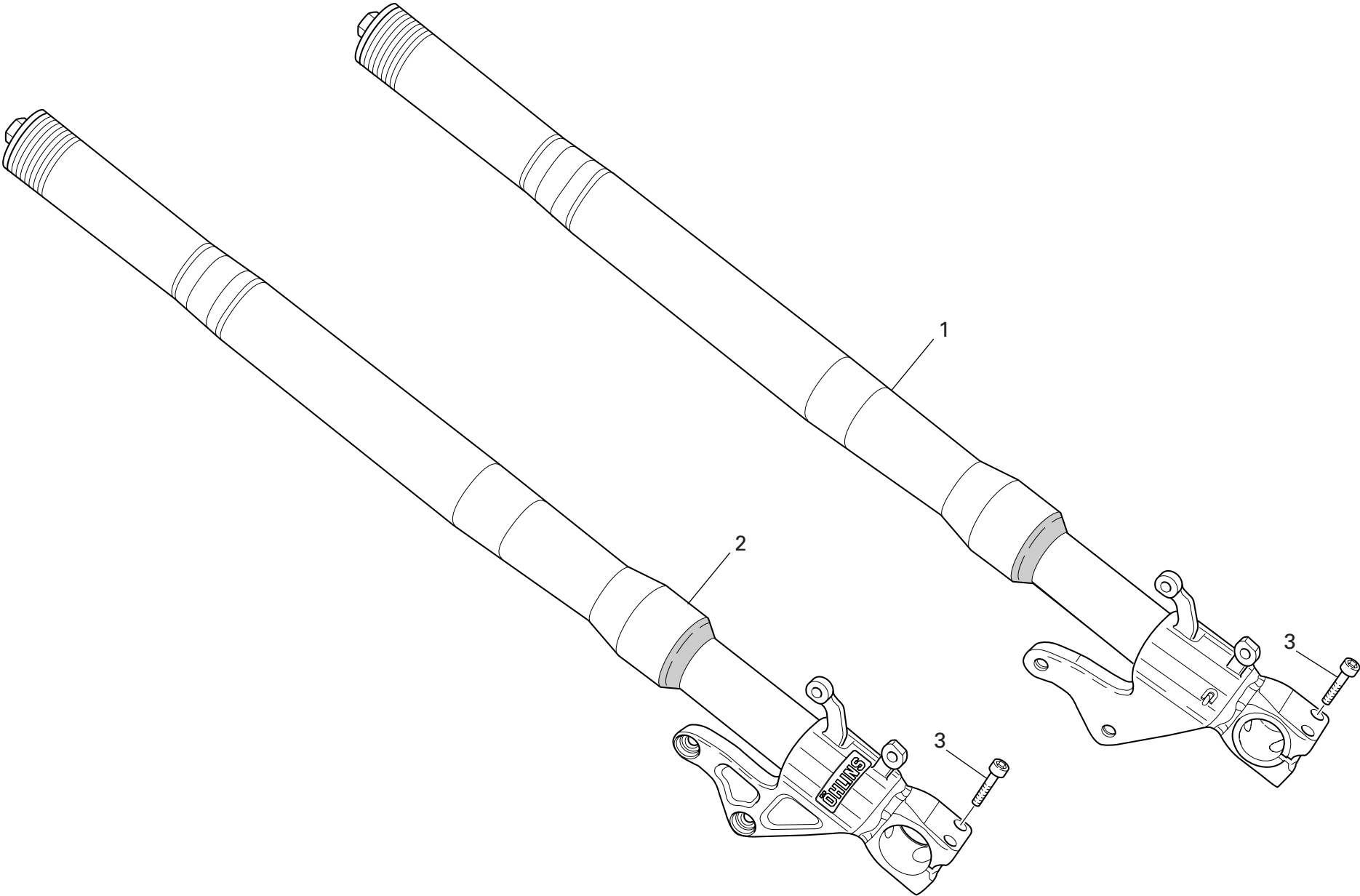


DRAWING 024 L.H. FOOT RESTS

NOTES NO.	CODE NO.	DESCRIPTION	VALIDITY	Q.TY
1	821.1.051.1AB	Pin		1
2	464.1.005.1B	Front L.H. foot peg (front) (L.H.)		1
3	247.1.184.1B	Protection		1
4	771.5.662.8B	Screw		2
5	884.5.003.1A	Ring		1
6	799.1.166.1A	Spring		1
7	886.4.116.1A	O-ring		2
8	848.5.001.1A	Ball joint		1
9	821.1.170.1A	Pin		1
10	771.5.667.8B	Screw		2
11	764.1.011.1A	Rubber pad		1
12	712.1.034.1A	Bush		1
13	456.2.033.1B	Gearchange lever		1
14	456.1.024.1B	Gearchange control lever		1
15	824.1.103.1A	L.H. bracket		1
16	852.1.151.1A	Washer		1
17	771.5.725.8B	Screw		2
18	848.5.002.1A	Ball joint		1
19	747.5.005.1B	Nut		1
20	117.1.030.1B	Gearbox transmission rod		1
21	749.4.004.1A	Nut		2
22	747.5.001.1AB	Nut		1
23	771.5.666.8B	Screw		1

NOTES NO.	CODE NO.	DESCRIPTION	VALIDITY	Q.TY
-----------	----------	-------------	----------	------

DRAWING 025 FRONT FORK

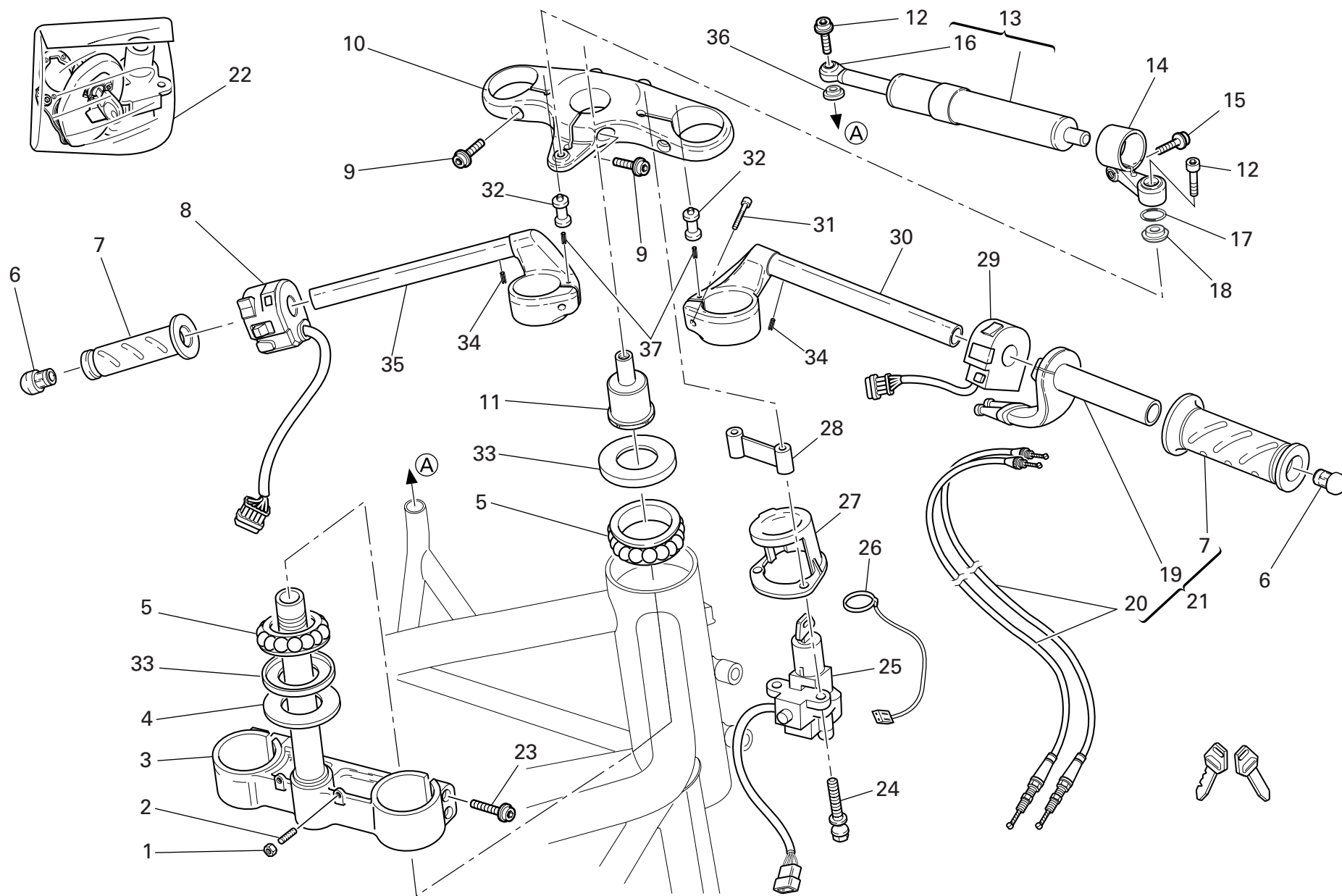


DRAWING 025 FRONT FORK

NOTES NO.	CODE NO.	DESCRIPTION	VALIDITY	Q.TY
1	340.2.316.1A	L.H. fork leg assembly		1
2	340.2.315.1A	R.H. fork leg assembly		1
3	779.1.371.1A	Screw		4


NOTES NO.	CODE NO.	DESCRIPTION	VALIDITY	Q.TY
-----------	----------	-------------	----------	------

DRAWING 026 HALF HANDLEBARS AND CONTROLS



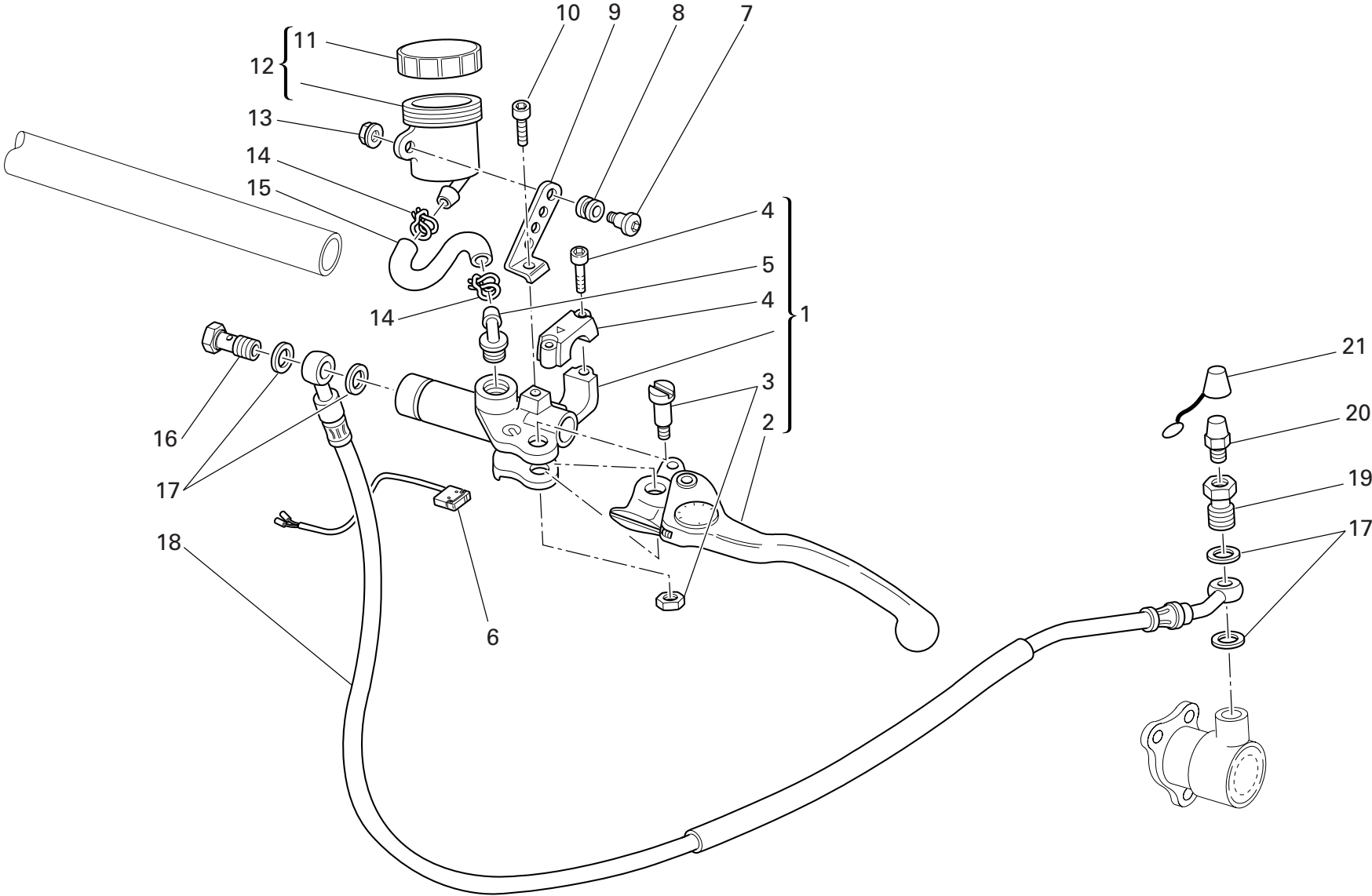
DRAWING 026 HALF HANDLEBARS AND CONTROLS

NOTES NO.	CODE NO.	DESCRIPTION	VALIDITY	Q.TY 
1	747.5.007.1A	Nut		2
2	779.1.099.1B	Special screw		2
3	342.2.052.1A	Steering head base assembly		1
4	852.1.103.1A	Washer		1
5	702.4.004.1A	Bearing		2
6	872.1.015.1A	Cap		2
7	8000.78345	Grips pair		1
8	651.1.001.1A	L.H. switch		1
9	771.5.728.8B	Screw		3
10	341.1.051.1A	Steering head		1
11	703.1.039.1A	Ring nut		1
12	771.5.667.8B	Screw		2
13	364.2.006.1A	Steering damper		1
14	829.1.079.1BB	Holder		1
15	771.5.665.8B	Screw		1
16	848.4.001.1A	Joint		1
17	886.5.014.1A	O-ring		1
18	713.1.210.1A	Spacer		1
19	654.4.012.1A	Throttle control		1
20	656.2.067.1A	Throttle control transmission		1
21	654.2.020.1A	Throttle control		1
22	598.2.041.1A	Locks kit		1
23	771.5.727.8B	Screw		4
24	779.1.468.1A	Special screw		2
25	652.4.006.1C	Key-operated switch		1
26	518.4.004.2B	Antenna		1


NOTES NO.	CODE NO.	DESCRIPTION	VALIDITY	Q.TY 
27	246.1.100.1A	Cover		1
28	713.1.351.1A	Spacer		1
29	650.4.009.1B	R.H. switch		1
30	360.1.070.1A	R.H. handlebar		1
31	771.5.127.8B	Screw		2
32	713.1.327.1A	Spacer		2
33	930.1.004.1B	Seal ring		2
34	861.5.013.1A	Spring pin		2
35	360.1.071.1A	L.H. handlebar		1
36	713.1.209.1A	Spacer		1
37	462.4.001.1A	Spring pin		2

DRAWING 027

CLUTCH CONTROL



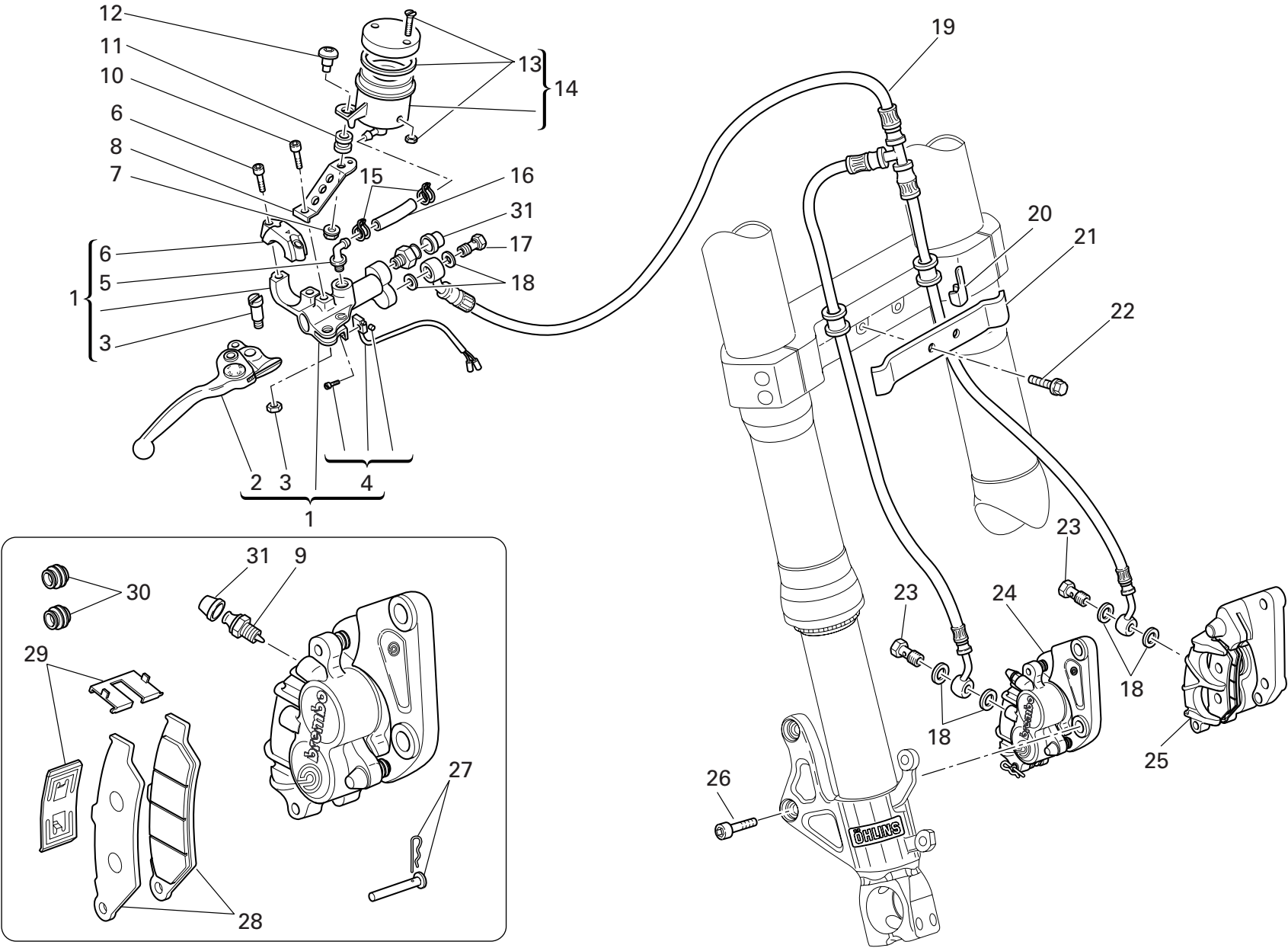
DRAWING 027 CLUTCH CONTROL

NOTES NO.	CODE NO.	DESCRIPTION	VALIDITY	Q.TY 
1	630.4.029.1A	Clutch drive pump		1
2	626.4.034.1A	Clutch control lever		1
3	626.4.011.1A	Spare lever pin		1
4	626.4.015.1C	Bracket		1
5	631.4.008.1A	Spare union		1
6	539.4.043.1A	Microswitch		1
7	779.1.092.1A	Screw		1
8	0370.72.020	Vibration damper pad		1
9	829.1.061.1E	Bracket		1
10	779.5.059.1A	Screw		1
11	893.4.005.1A	Cap		1
12	0000.61078	Complete oil tank		1
13	8000.56443	Nut		1
14	741.4.043.1A	Hose guide		2
15	877.1.106.1A	Tube		1
16	779.1.366.1AB	Special screw		1
17	852.5.024.1A	Gasket th.1		4
18	632.1.036.1A	Clutch control pipe		1
19	779.1.397.1A	Special screw		1
20	187.1.002.1A	Bleed		1
21	612.4.005.1A	Dust seal		1

NOTES NO.	CODE NO.	DESCRIPTION	VALIDITY	Q.TY 
-----------	----------	-------------	----------	--


DRAWING 028

FRONT HYDRAULIC BRAKE

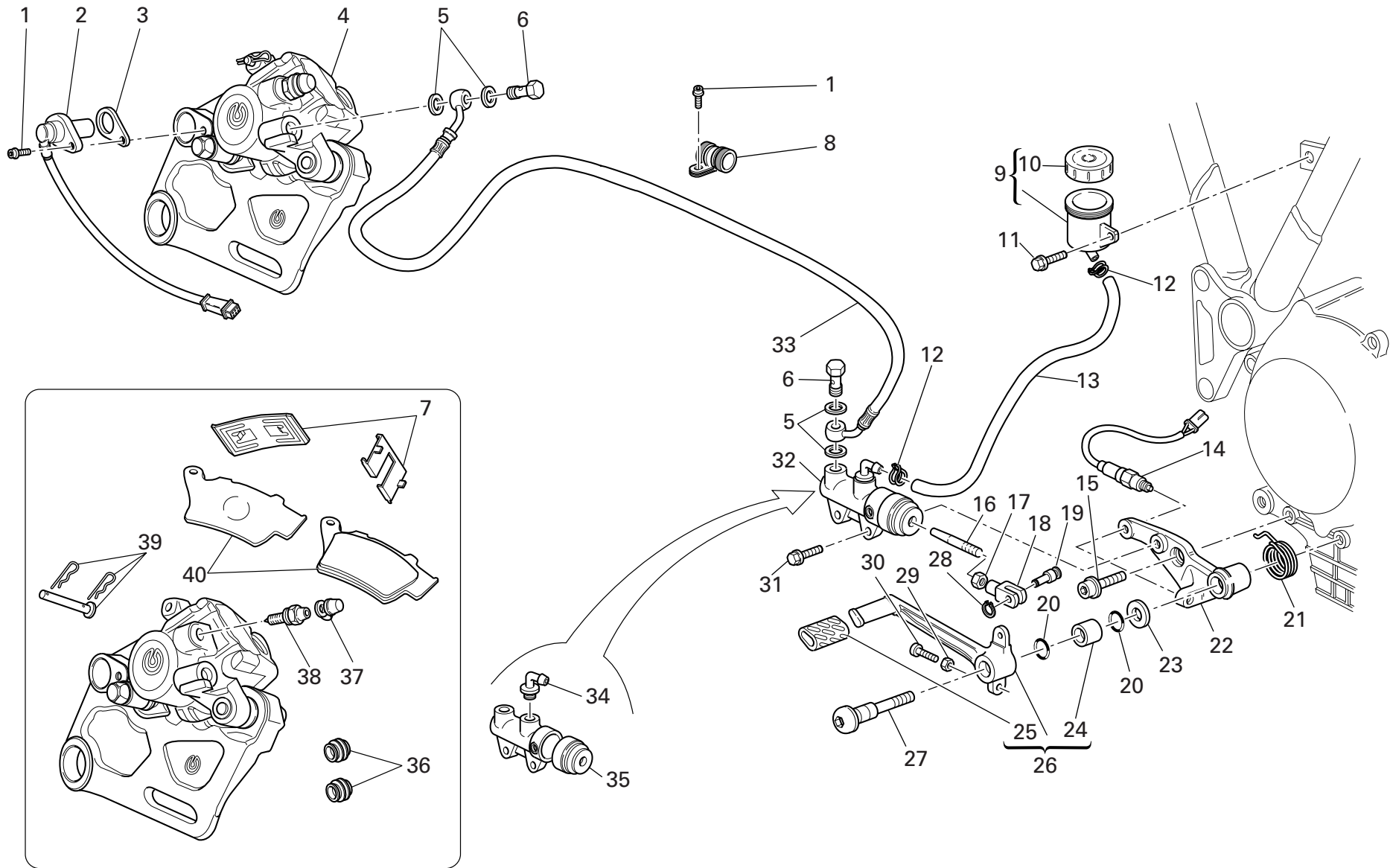


DRAWING 028 FRONT HYDRAULIC BRAKE

NOTES NO.	CODE NO.	DESCRIPTION	VALIDITY	Q.TY 
1	624.4.038.1A	Front brake pump		1
2	626.4.041.1A	Lever with dowel		1
3	626.4.011.1A	Spare lever pin		1
4	539.4.044.1A	Microswitch		1
5	631.4.008.1A	Spare union		1
6	626.4.042.1A	Spare bracket		1
7	8000.56443	Nut		1
8	829.1.132.1C	Plate		1
9	631.4.028.1A	Spare bleed union		2
10	779.5.059.1A	Screw		1
11	0370.72.020	Vibration damper pad		1
12	779.1.092.1A	Screw		1
13	0000.68490	Spare cap		1
14	0000.66181	Complete oil tank		1
15	741.4.043.1A	Hose guide		2
16	877.1.049.1A	Tube		1
17	779.1.415.1A	Special screw		1
18	852.5.024.1A	Gasket th.1		6
19	618.4.071.1A	Caliper pump pipe		1
20	829.1.141.1C	Fairlead		2
21	830.1.286.1A	Plate		1
22	772.5.037.1A	Screw		2
23	779.1.366.1AB	Special screw		2
24	610.4.087.1A	R.H. brake caliper		1
25	610.4.086.1A	L.H. brake caliper		1
26	771.5.431.8B	Screw		4


NOTES NO.	CODE NO.	DESCRIPTION	VALIDITY	Q.TY 
27	612.4.032.1A	Spare pins and spring		2
28	613.4.075.1A	Pads pair		2
29	612.4.033.1A	Spring and plate		2
30	612.4.030.1A	Dust cover		4
31	612.4.008.1A	Dust seal		3

DRAWING 029 REAR HYDRAULIC BRAKE



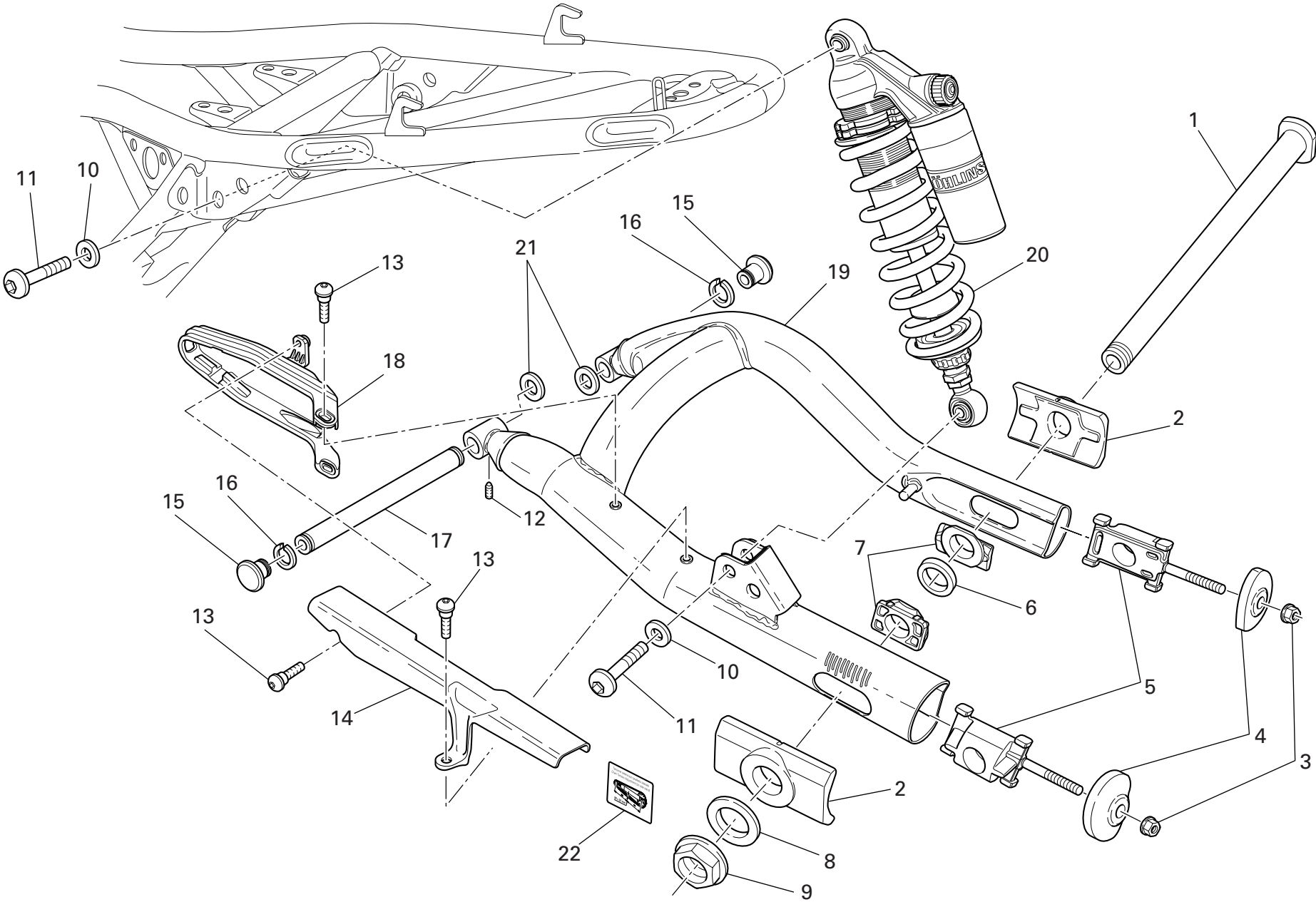
DRAWING 029 REAR HYDRAULIC BRAKE

NOTES NO.	CODE NO.	DESCRIPTION	VALIDITY	Q.TY 
1	771.5.665.8B	Screw		2
2	552.4.037.1C	Sensor		1
3	713.1.192.1A	Spacer		1
4	611.4.027.1A	Rear brake caliper		1
5	852.5.024.1A	Gasket th.1		4
6	779.1.366.1AB	Special screw		2
7	612.4.034.1A	Spring and plate		1
8	741.4.062.1A	Clip		1
9	0000.61078	Complete oil tank		1
10	893.4.005.1A	Cap		1
11	771.5.662.8B	Screw		1
12	741.4.043.1A	Hose guide		2
13	877.1.108.1A	Tube		1
14	539.4.003.1B	Switch		1
15	771.5.754.8B	Screw		1
16	117.1.044.1A	Adjuster rod		1
17	747.5.003.1A	Nut		1
18	184.1.005.1A	Fork		1
19	821.1.096.1AB	Pin		1
20	886.4.116.1A	O-ring		2
21	799.1.083.1B	Spring		1
22	829.1.078.1A	Holder		1
23	852.1.154.1A	Washer		1
24	8000.59056	Bush		1
25	764.1.011.2A	Rubber pad		1
26	457.2.036.1B	Brake control lever		1

NOTES NO.	CODE NO.	DESCRIPTION	VALIDITY	Q.TY 
27	821.1.052.1AB	Pedal pin		1
28	884.5.016.1A	Circlip		1
29	747.5.005.1B	Nut		1
30	779.1.237.1B	Adjusting screw		1
31	772.5.029.1AB	Screw		2
32	625.4.004.1A	Rear brake pump		1
33	619.4.033.1A	Rear brake line		1
34	631.4.008.1A	Spare union		1
35	626.4.013.1A	Dust cover		1
36	612.4.030.1A	Dust cover		2
37	612.4.008.1A	Dust seal		1
38	631.4.028.1A	Spare bleed union		1
39	612.4.035.1A	Spare pins and spring		1
40	613.4.076.1A	Pads pair		1

DRAWING 030

SWINGARM AND CHAIN

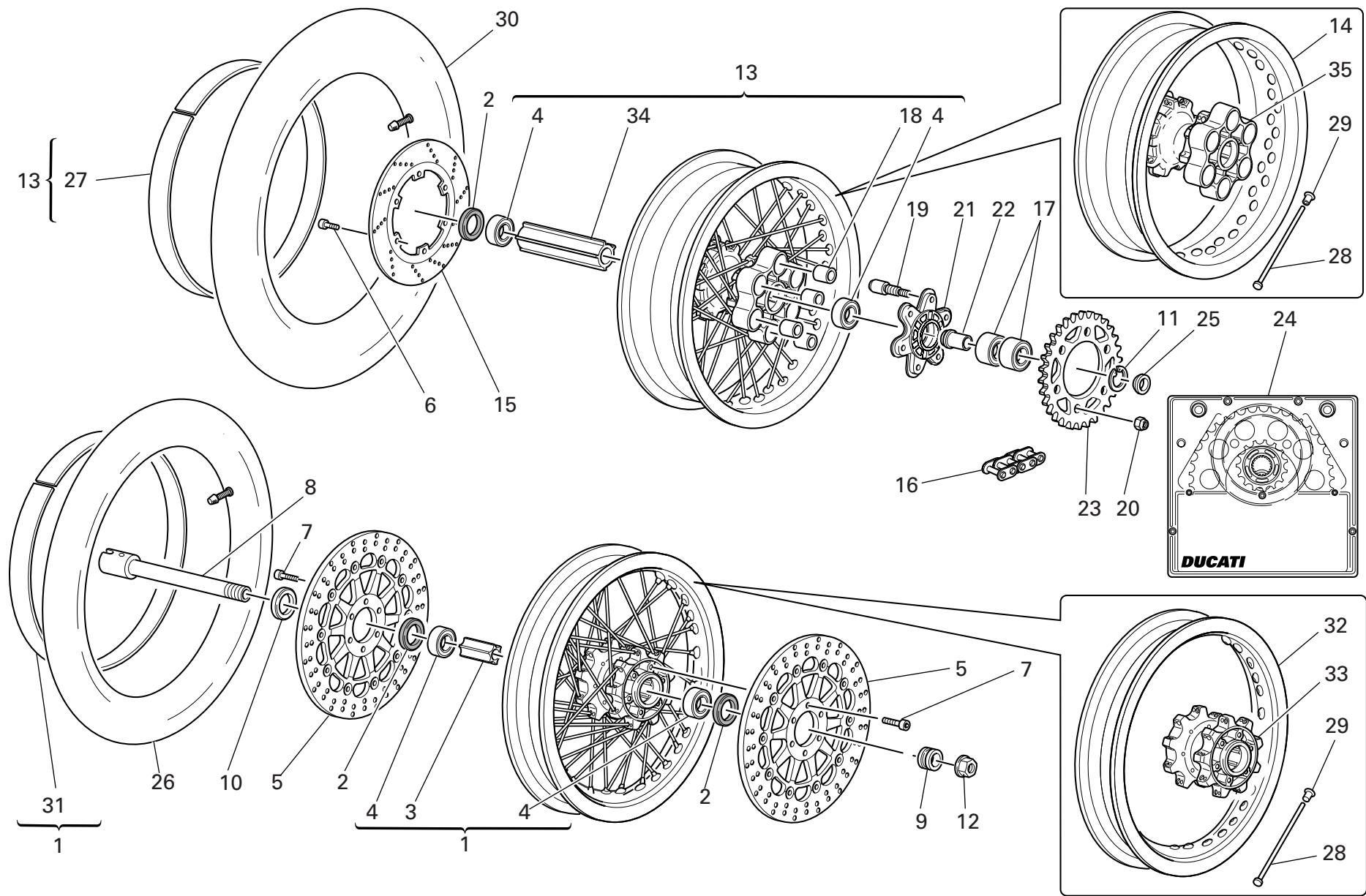


DRAWING 030 SWINGARM AND CHAIN

NOTES NO.	CODE NO.	DESCRIPTION	VALIDITY	Q.TY 
1	819.1.057.1A	Rear wheel spindle		1
2	373.1.053.1A	Outer sliding shoe		2
3	748.1.045.1A	Nut		2
4	373.1.055.1A	Cover		2
5	373.2.056.1A	Sliding shoe		2
6	713.1.321.1A	Spacer		1
7	373.1.057.1A	Inner sliding shoe		2
8	852.1.200.1A	L.H. spacer		1
9	748.1.023.1B	Nut		1
10	852.1.204.1A	Washer		2
11	771.1.227.2A	Screw		2
12	778.4.003.1A	Threaded dowel		2
13	779.1.440.2A	Special screw		4
14	446.1.013.1A	Chain guard		1
15	872.1.019.1A	Cap		2
16	884.4.045.1A	Snap ring		2
17	369.1.117.1A	Swingarm pivot		1
18	447.1.066.1A	Chain sliding shoe		1
19	370.1.073.1AP	Swingarm		1
20	365.2.064.1A	Shock absorber		1
21	852.1.001.1B	Shim th. 1.8		2
21	852.1.002.1B	Shim th. 0.2		2
21	852.1.003.1B	Shim th. 0.1		2
22	433.1.329.1A	Chain adjustment sticker		1


NOTES NO.	CODE NO.	DESCRIPTION	VALIDITY	Q.TY 
-----------	----------	-------------	----------	--

DRAWING 031 FRONT AND REAR WHEELS



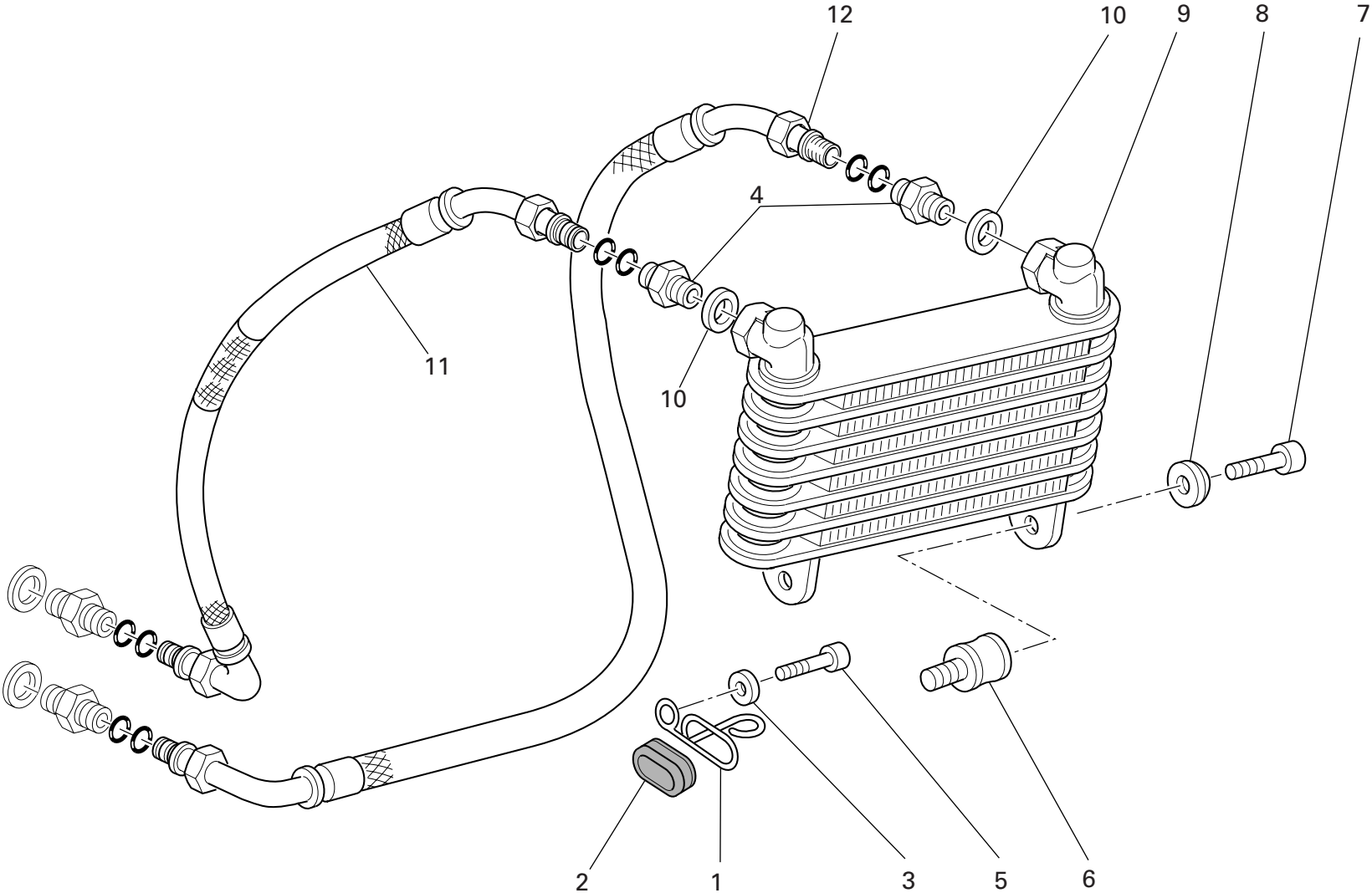
DRAWING 031 FRONT AND REAR WHEELS

NOTES NO.	CODE NO.	DESCRIPTION	VALIDITY	Q.TY 
1	499.2.134.1A	Front wheel rim		1
2	930.4.052.1A	Seal ring		3
3	714.1.072.1A	Inner spacer		1
4	702.5.045.1A	Bearing		4
5	492.4.029.1A	Front brake disc		2
6	779.1.311.1A	Screw		6
7	779.1.399.1A	Screw		12
8	819.1.043.1A	Front wheel spindle		1
9	713.1.379.1A	L.H. spacer		1
10	713.1.196.1A	R.H. spacer		1
11	884.5.008.1A	Circlip		1
12	748.1.014.1C	Fork nut		1
13	500.2.134.1A	Rear wheel rim		1
14	502.1.113.1AX	Rear wheel rim		1
15	492.4.003.2A	Brake disc		1
16	676.4.025.1A	Chain		1
17	702.5.050.1A	Bearing		2
18	700.1.005.1A	Vibration damper		6
19	821.1.009.1B	Pin		6
20	748.4.024.1AB	Nut		6
21	160.1.049.1A	Rear sprocket flange		1
22	710.1.041.2B	Bush		1
23	494.1.072.2A	Ring gear z=38		1
24	676.2.060.1A	Final drive kit		1
25	713.1.097.2B	Spacer		1
26	503.4.004.1A	Tube (front)		1

NOTES NO.	CODE NO.	DESCRIPTION	VALIDITY	Q.TY 
27	460.4.006.1A	Spoke cover		1
28	496.1.002.1A	Spoke		72
29	815.1.029.1A	Nipple		72
30	503.4.003.1A	Tube (rear)		1
31	460.4.007.1A	Spoke cover		1
32	501.1.109.1AX	Front wheel rim		1
33	162.2.027.1A	Front hub		1
34	714.1.070.1A	Inner spacer		1
35	162.2.028.1A	Rear hub		1

DRAWING 032

OIL COOLER

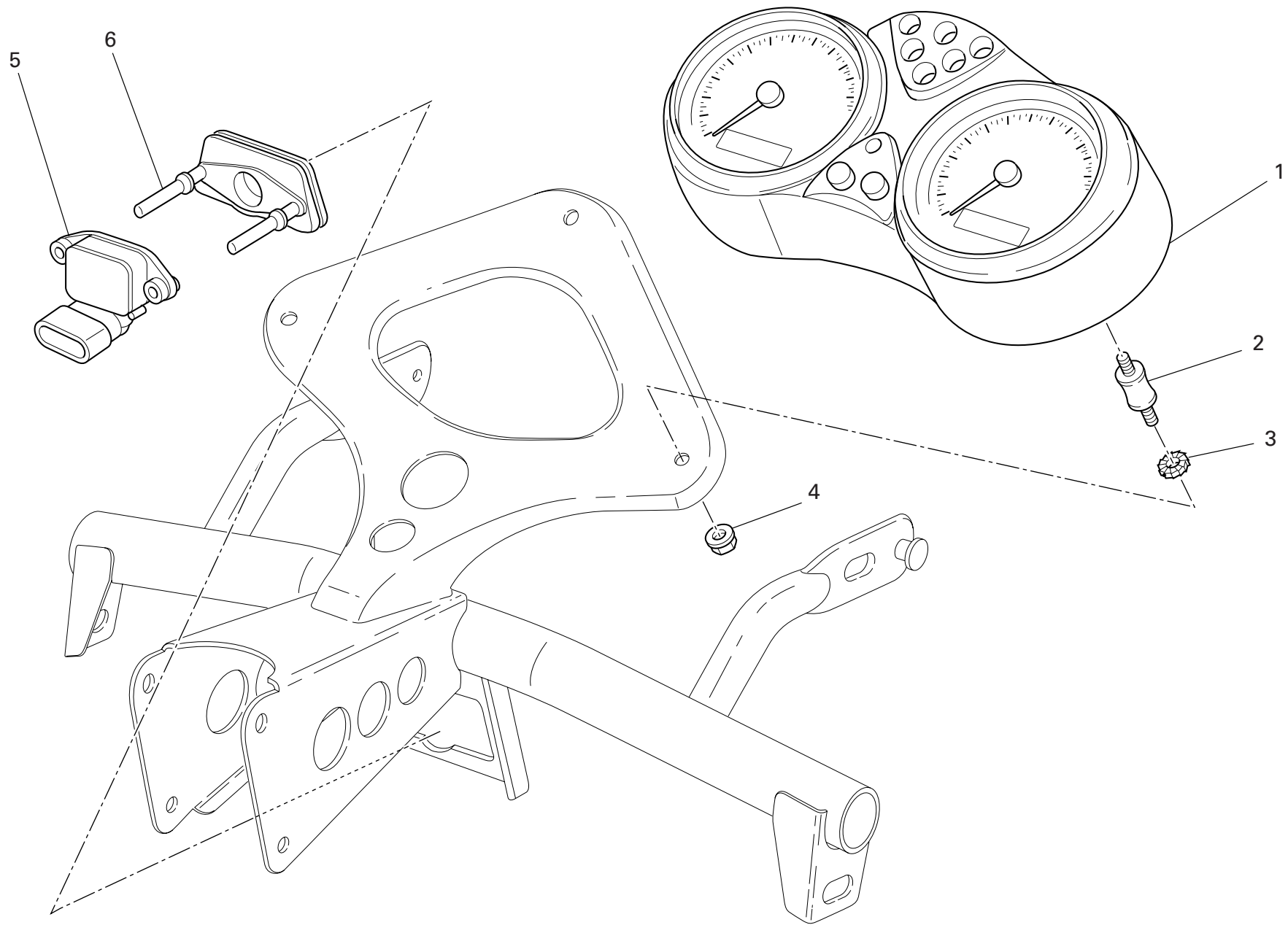


DRAWING 032 OIL COOLER

NOTES NO.	CODE NO.	DESCRIPTION	VALIDITY	Q.TY
1	829.1.109.1B	Ring		1
2	0797.41.090	Fairlead rubber ring		1
3	852.5.028.1A	Washer		1
4	815.1.022.1A	Nipple		2
5	771.5.071.8B	Screw		1
6	700.1.011.1B	Vibration damper		2
7	773.5.062.8B	Screw		2
8	841.1.028.1A	Retainer		2
9	548.4.030.3A	Oil cooler		1
10	420.2.006.4A	Aluminium gasket		2
11	875.1.053.1A	Oil delivery pipe		1
12	875.1.052.1A	Oil return pipe		1

NOTES NO.	CODE NO.	DESCRIPTION	VALIDITY	Q.TY
-----------	----------	-------------	----------	------

DRAWING 033 INSTRUMENT PANEL

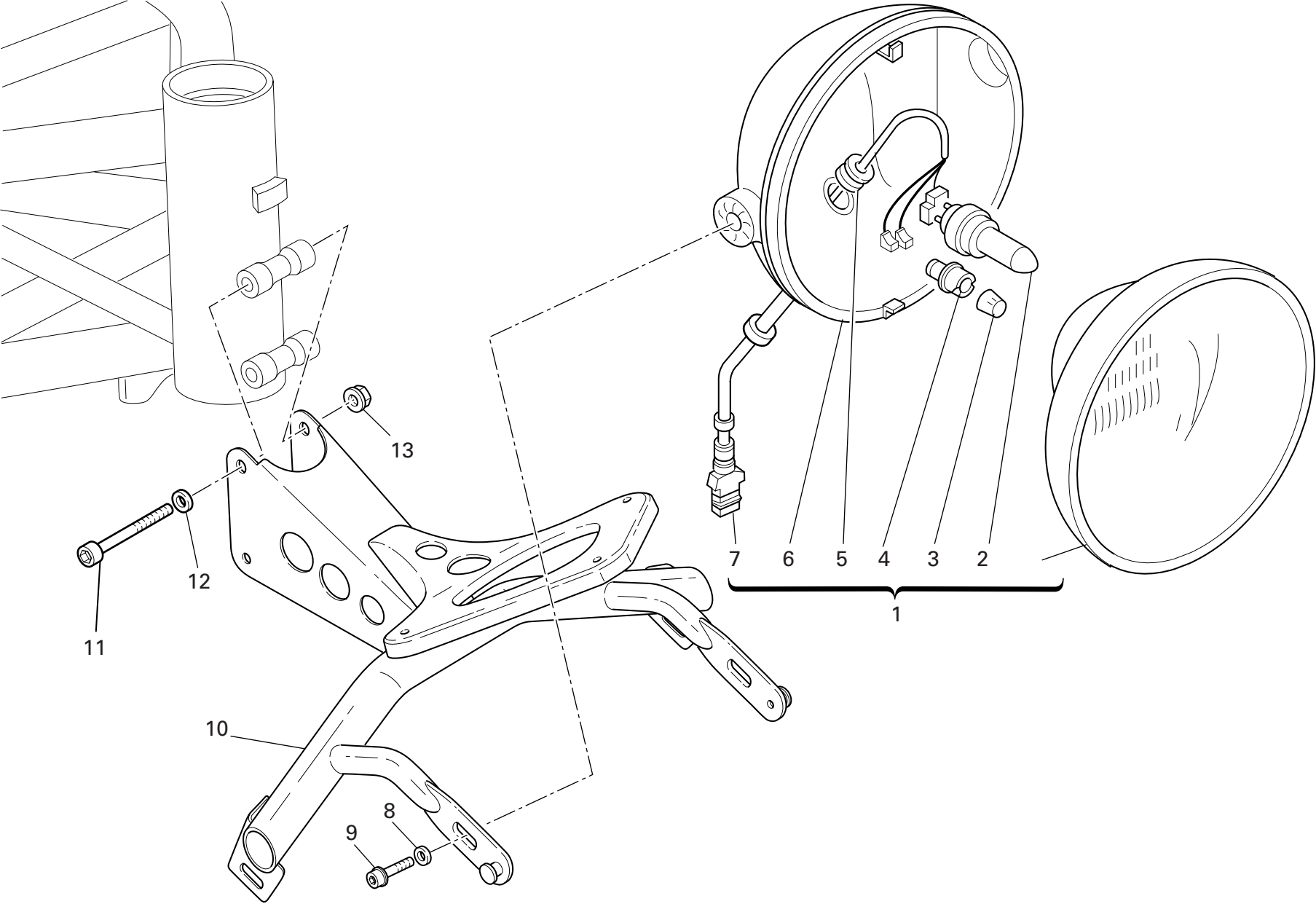


DRAWING 033 INSTRUMENT PANEL


NOTES NO.	CODE NO.	DESCRIPTION	VALIDITY	Q.TY
1	406.1.036.4C	Complete instrument panel (speedometer - miles)		1
2	700.1.042.1A	Rubber pad		3
3	462.4.046.1A	Spring washer		3
4	748.4.038.1A	Nut		3
5	552.4.031.1A	Sensor		1
6	829.1.373.1A	Holder sensor		1

NOTES NO.	CODE NO.	DESCRIPTION	VALIDITY	Q.TY
-----------	----------	-------------	----------	------

DRAWING 034 FRONT HEAD-LIGHT



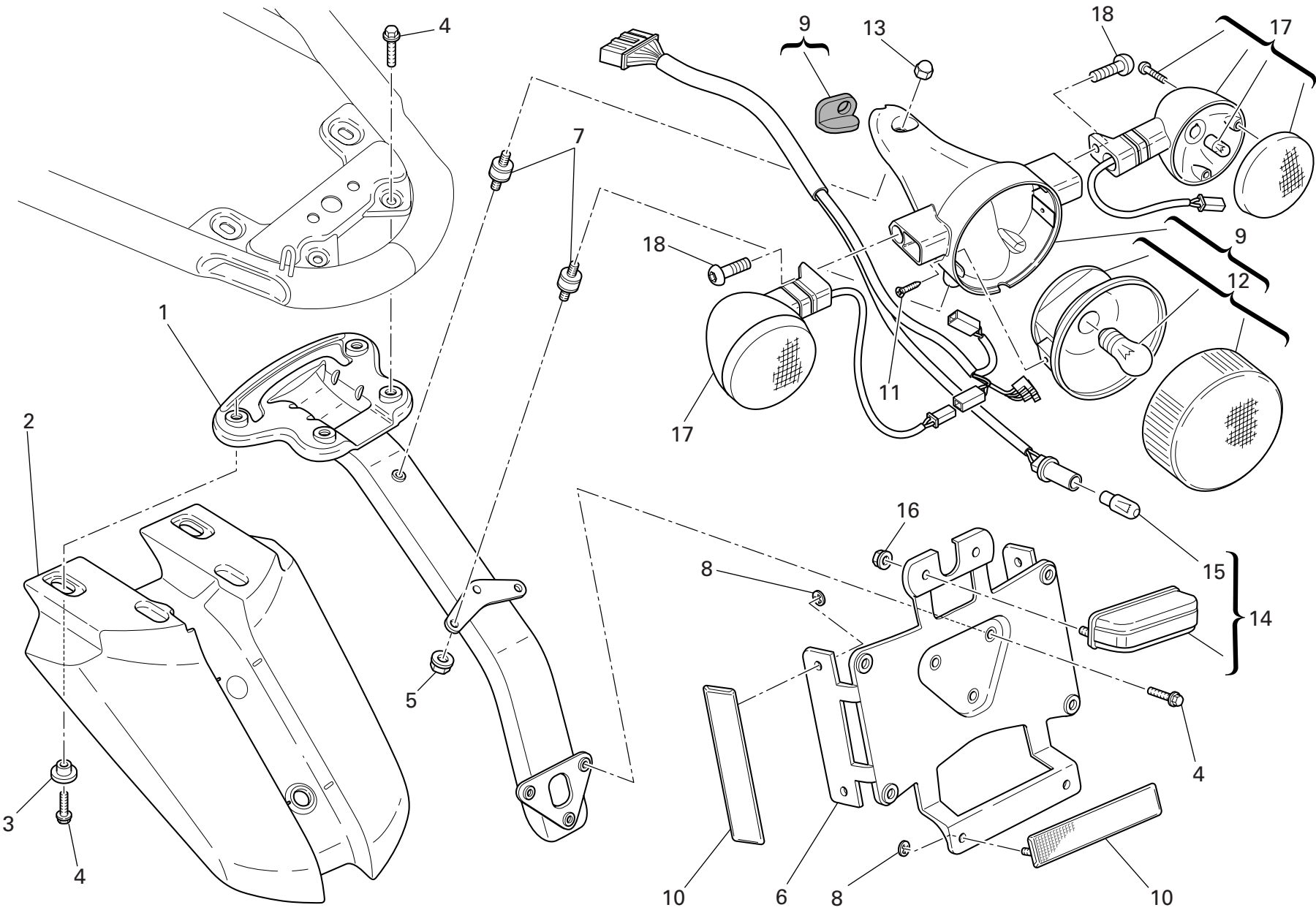
DRAWING 034 FRONT HEAD-LIGHT

NOTES NO.	CODE NO.	DESCRIPTION	VALIDITY	Q.TY
				
1	520.4.006.1C	Complete headlight		1
2	0796.38.305	Bulb 55/60W		1
3	0659.38.226	Bulb 4W		1
4	521.4.005.1A	Lamp holder		1
5	758.1.014.1A	Fairlead		1
6	723.1.003.1A	Cap		1
7	510.1.075.1A	Electric wiring		1
8	856.1.035.1A	Washer		2
9	771.5.725.8B	Screw		2
10	829.1.649.2AP	Front frame		1
11	771.5.078.8B	Screw		2
12	852.5.027.1A	Washer		2
13	748.1.042.1A	Nut		2


NOTES NO.	CODE NO.	DESCRIPTION	VALIDITY	Q.TY
				

DRAWING 035

NUMBER PLATE HOLDER

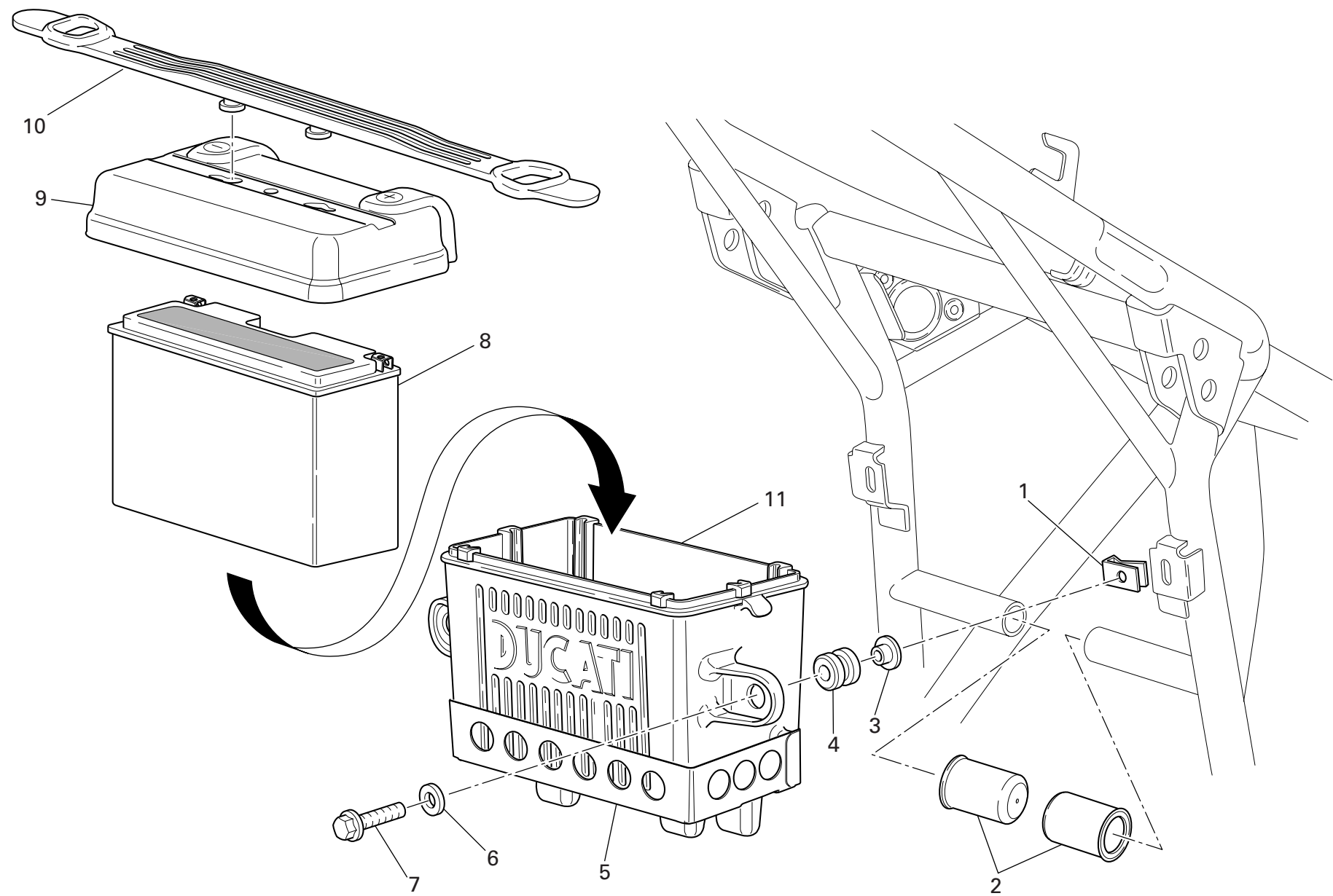


DRAWING 035 NUMBER PLATE HOLDER

NOTES NO.	CODE NO.	DESCRIPTION	VALIDITY	Q.TY
				
1	829.1.541.1A	Rear frame		1
2	565.1.036.1A	Rear mudguard		1
3	716.1.053.1B	Spacer		3
4	772.5.037.1A	Screw		7
5	748.4.038.1A	Nut		2
6	561.1.024.1A	Holder		1
7	700.1.038.1D	Vibration damper		3
8	850.4.052.1A	Quik fastening		6
9	525.2.024.2B	Complete headlight		1
10	529.1.010.1A	Reflector		3
11	779.1.453.1A	Screw		2
12	525.1.020.1B	Tail light		1
13	750.4.014.1A	Nut		1
14	525.1.004.3A	Tail lamp		1
15	0000.36230	Bulb		1
16	748.4.100.1AB	Nut		2
17	530.1.011.2A	Turn indicator		2
18	775.1.011.1B	Screw		2

NOTES NO.	CODE NO.	DESCRIPTION	VALIDITY	Q.TY
				

DRAWING 036 BATTERY BOX MOUNT

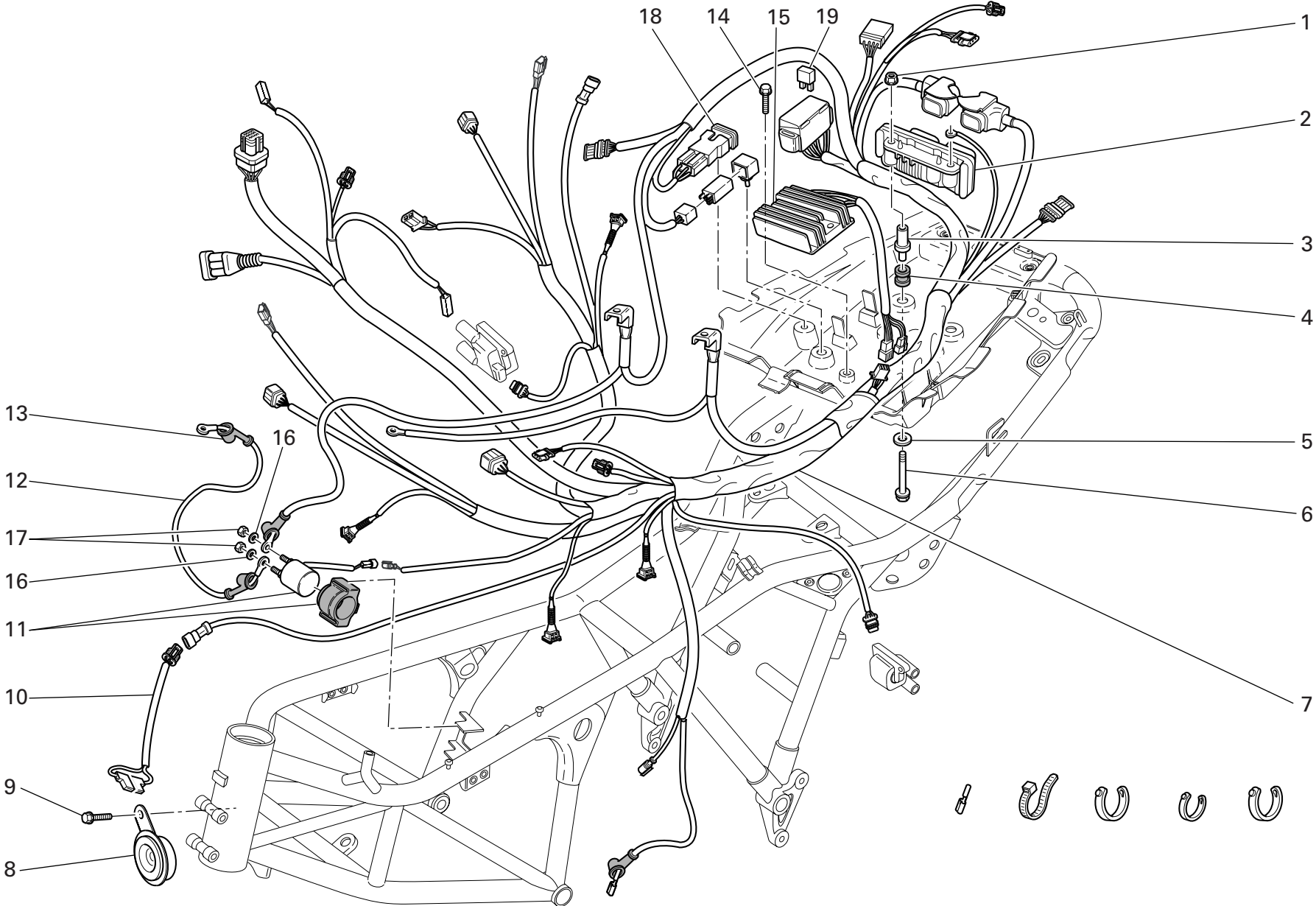


DRAWING 036 BATTERY BOX MOUNT


NOTES NO.	CODE NO.	DESCRIPTION	VALIDITY	Q.TY
1	850.4.038.1A	Quik fastening		2
2	866.1.060.1A	Rubber pad		2
3	713.1.332.1A	Spacer		2
4	764.1.084.1A	Vibration damper pad		2
5	829.1.551.1AP	Trim		1
6	852.5.003.1B	Washer		2
7	772.1.063.1A	Screw		2
8	395.2.013.1C	Battery		1
9	247.1.280.1A	Cover		1
10	759.1.020.2A	Rubber		1
11	829.1.668.1A	Battery box mount		1

NOTES NO.	CODE NO.	DESCRIPTION	VALIDITY	Q.TY
-----------	----------	-------------	----------	------

DRAWING 037 ELECTRIC SYSTEM

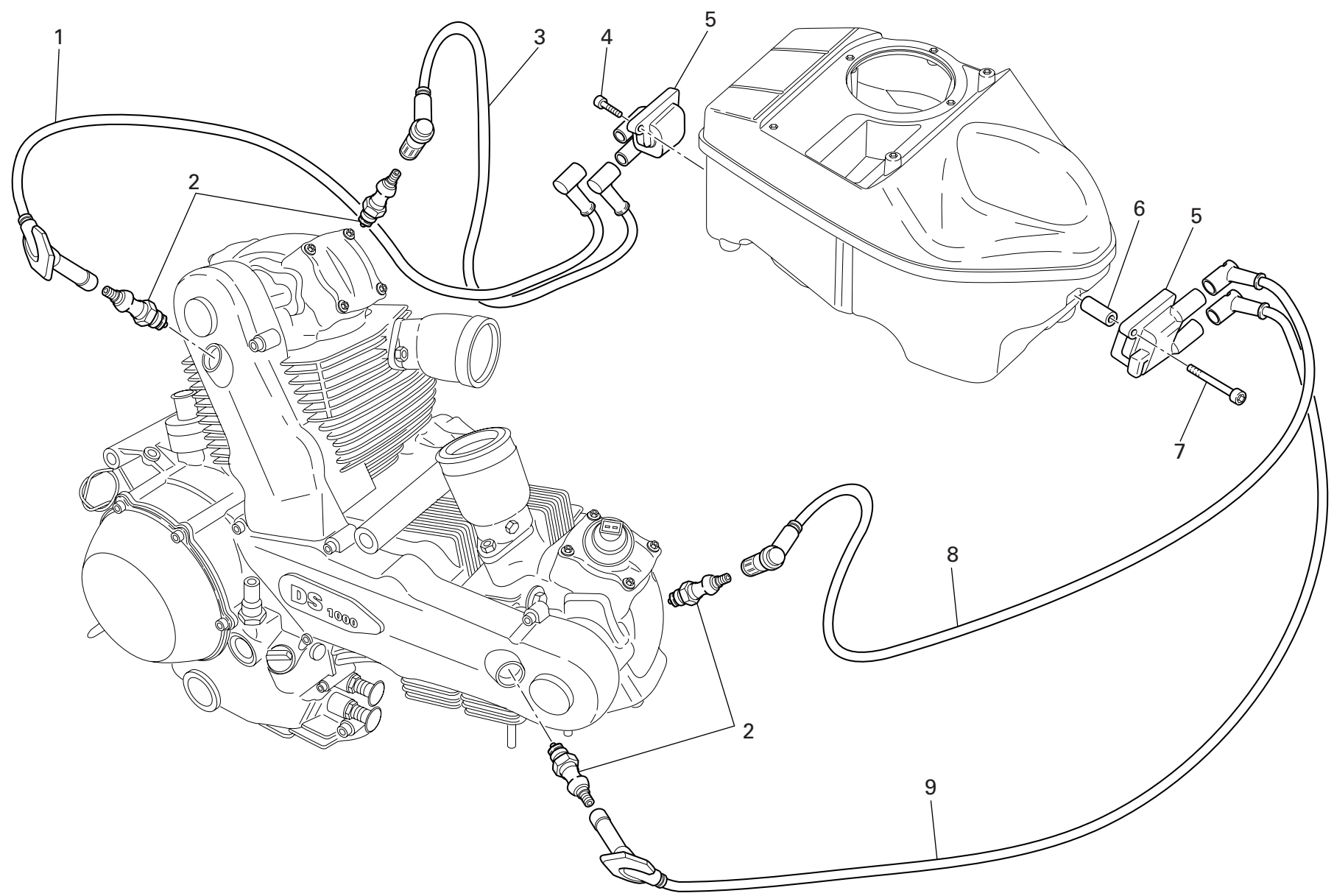


DRAWING 037 ELECTRIC SYSTEM

NOTES NO.	CODE NO.	DESCRIPTION	VALIDITY	Q.TY 
1	748.1.042.1A	Nut		2
2	286.4.124.1A	Injection control unit		1
3	821.1.129.1A	Spacer		2
4	764.1.029.1A	Rubber pad		2
5	852.5.009.1A	Washer		2
6	772.5.021.1B	Screw		2
7	510.1.360.2B	Electric wiring		1
8	516.4.004.1B	Horn		1
9	772.5.008.1A	Screw		1
10	510.1.434.1C	Wiring		1
11	397.4.003.1B	Remote switch		1
12	514.1.048.1A	Solenoid starter-starter motor cable		1
13	672.1.029.1A	Rubber cap		1
14	772.5.031.1B	Screw		2
15	540.4.010.1A	Voltage rectifier		1
16	462.4.037.6A	Spring washer		2
17	417.9.050.6A	Nut		2
18	389.4.018.1A	Fuse 30A		1
19	389.4.019.1A	Fuse 5A		1
19	389.4.020.1A	Fuse 10A		1
19	389.4.021.1A	Fuse 15A		1
19	389.4.022.1A	Fuse 20A		1
19	389.4.024.1A	Fuse 7.5A		1

NOTES NO.	CODE NO.	DESCRIPTION	VALIDITY	Q.TY 
-----------	----------	-------------	----------	--

DRAWING 037a ELECTRIC SYSTEM



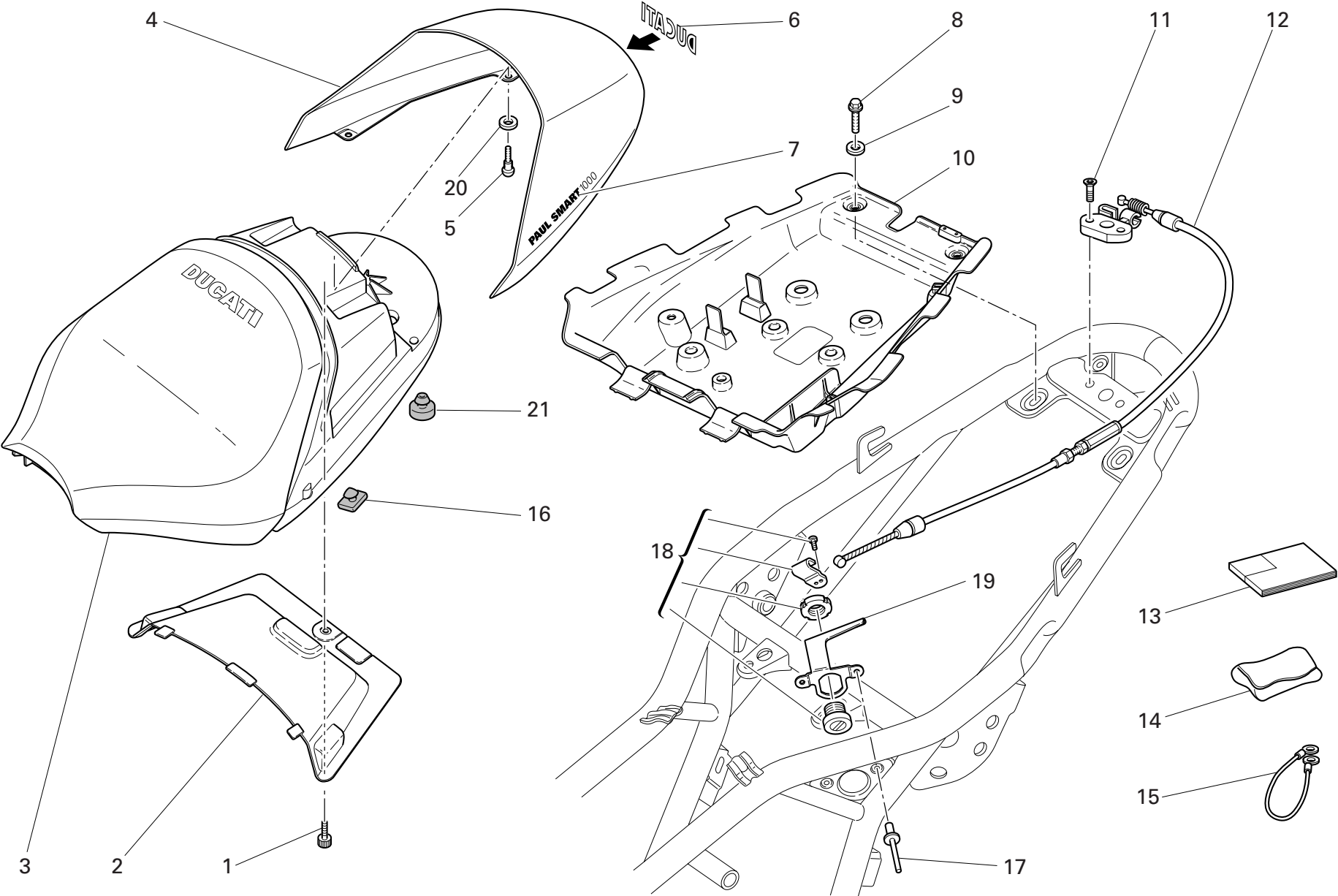
DRAWING 037a ELECTRIC SYSTEM

NOTES NO.	CODE NO.	DESCRIPTION	VALIDITY	Q.TY
1	671.1.024.1A	Right spark plug cable		1
2	670.4.035.1A	Spark plug		4
3	671.1.031.1A	Vertical spark plug cable - left		1
4	771.5.042.8B	Screw		2
5	380.4.010.1C	Coil		2
6	711.1.181.1A	Spacer		2
7	771.5.049.8B	Screw		2
8	671.1.028.1A	LH spark plug cable		1
9	671.1.027.1A	Right spark plug cable		1


NOTES NO.	CODE NO.	DESCRIPTION	VALIDITY	Q.TY
-----------	----------	-------------	----------	------

DRAWING 038

SEAT



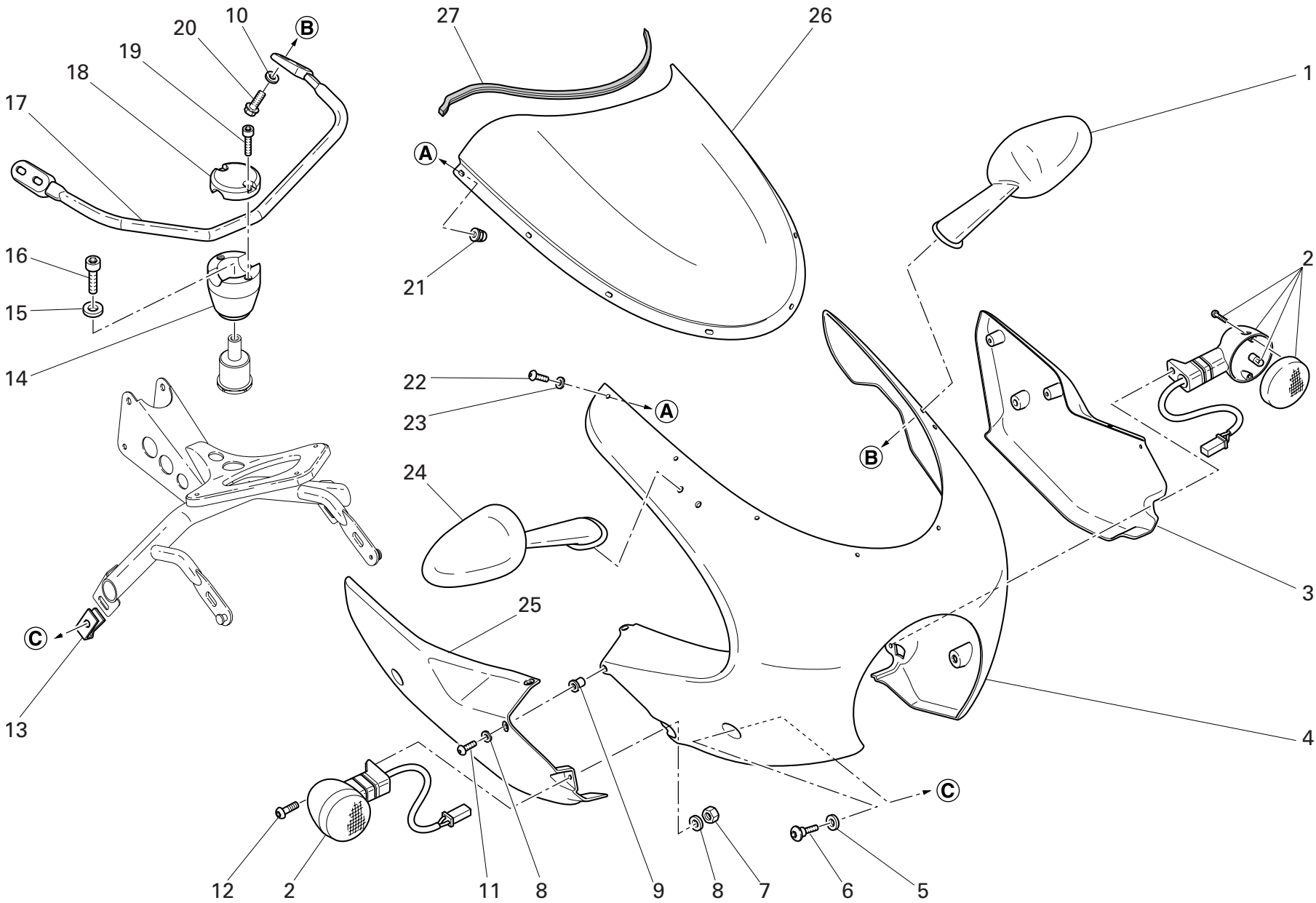
DRAWING 038 SEAT

NOTES NO.	CODE NO.	DESCRIPTION	VALIDITY	Q.TY
				
1	779.1.104.1B	Special screw		1
2	247.1.281.1A	Cover		1
3	595.2.072.1A	Seat		1
4	483.1.050.1AE	Cover seat		1
5	775.1.008.3A	Screw		4
6	435.1.118.1A	Sticker "DUCATI"		1
7	435.1.117.1A	Sticker "Paul Smart1000"		2
8	772.5.037.1A	Screw		2
9	852.1.186.1A	Washer		2
10	829.1.673.2A	Mudflap		1
11	777.5.052.8B	Screw		2
12	598.1.006.1A	Flexible cable		1
13	913.7.109.1A	Owner's manual		1
14	697.2.020.1A	Tool bag		1
15	732.1.020.1A	Helmet anti-theft wire		1
16	866.1.061.1A	Rubber pad		2
17	736.5.003.1A	Shear rivet		2
18	598.1.005.1A	Seat lock		1
19	827.1.389.1A	Plate		1
20	852.1.156.1A	Spring washer		4
21	866.1.030.1A	Rubber pad		4

NOTES NO.	CODE NO.	DESCRIPTION	VALIDITY	Q.TY
				

DRAWING 039

HEADLIGHT FAIRING



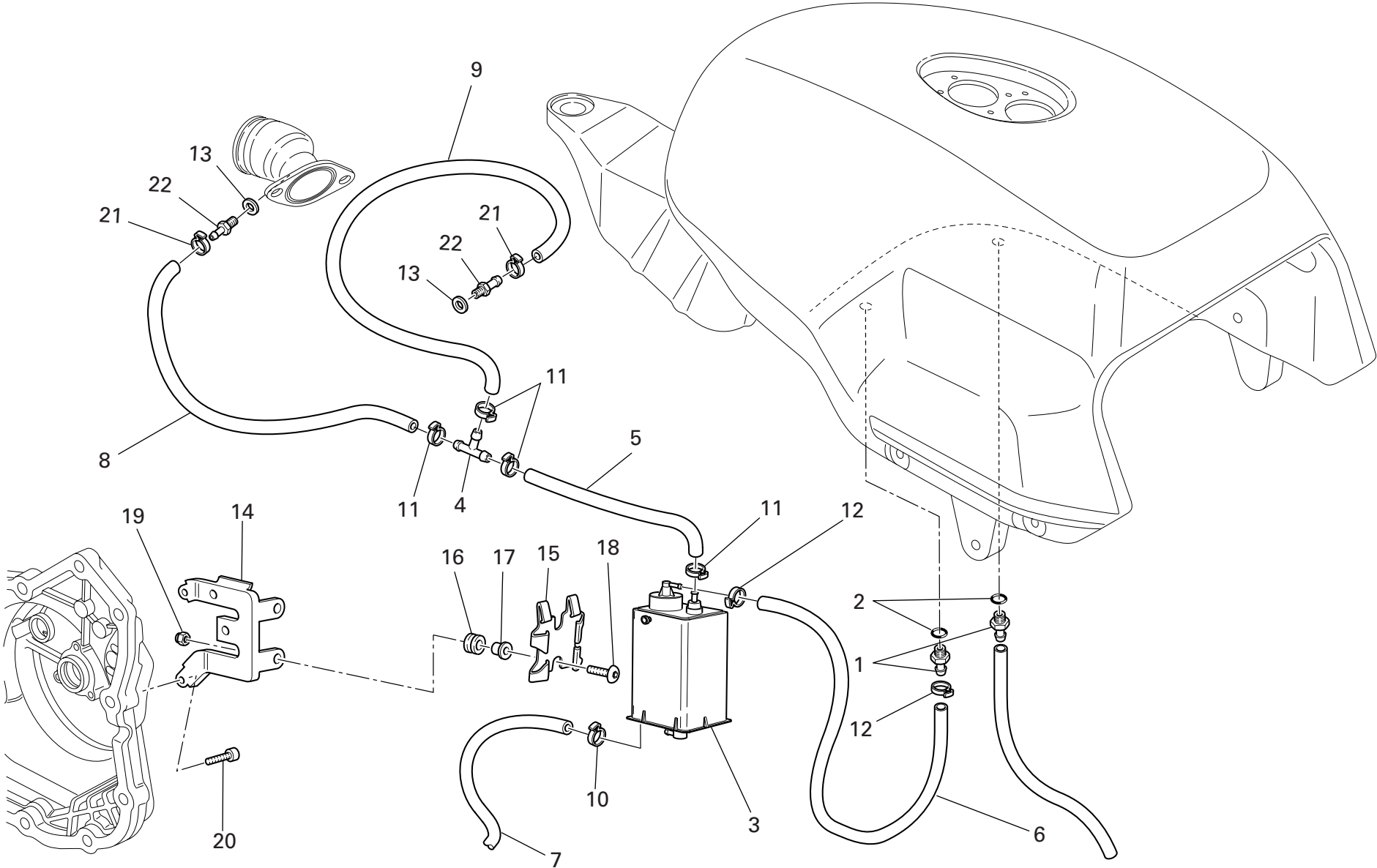
DRAWING 039 HEADLIGHT FAIRING

NOTES NO.	CODE NO.	DESCRIPTION	VALIDITY	Q.TY
1	523.1.006.1AE	L.H. rear-view mirror		1
2	530.1.011.2A	Turn indicator		2
3	481.1.035.1AE	L.H. body panel		1
4	481.1.036.1AE	Headlight fairing		1
5	852.1.205.1A	Nylon washer		2
6	775.1.008.3A	Screw		2
7	748.4.100.1AB	Nut		2
8	856.4.002.1A	Washer		6
9	850.4.082.1A	Insert		4
10	852.5.028.1A	Washer		4
11	775.1.011.1B	Screw		4
12	775.1.017.1A	Screw		2
13	850.4.038.1A	Quik fastening		2
14	236.1.024.1A	Lower holder		1
15	852.1.167.1A	Washer		1
16	773.5.069.8B	Screw		1
17	829.1.674.1A	Healdight fairing support		1
18	236.1.030.1A	Upper holder		1
19	771.5.040.8B	Screw		2
20	772.5.012.1B	Screw		4
21	750.1.028.1A	Nut		8
22	775.1.007.1AB	Special screw		8
23	852.1.024.1A	Nylon washer		8
24	523.1.005.1AE	R.H. rear-view mirror		1
25	481.1.034.1AE	R.H. body panel		1
26	487.1.036.1A	Windshield		1

NOTES NO.	CODE NO.	DESCRIPTION	VALIDITY	Q.TY
27	764.1.085.1A	Gasket		1

DRAWING 040

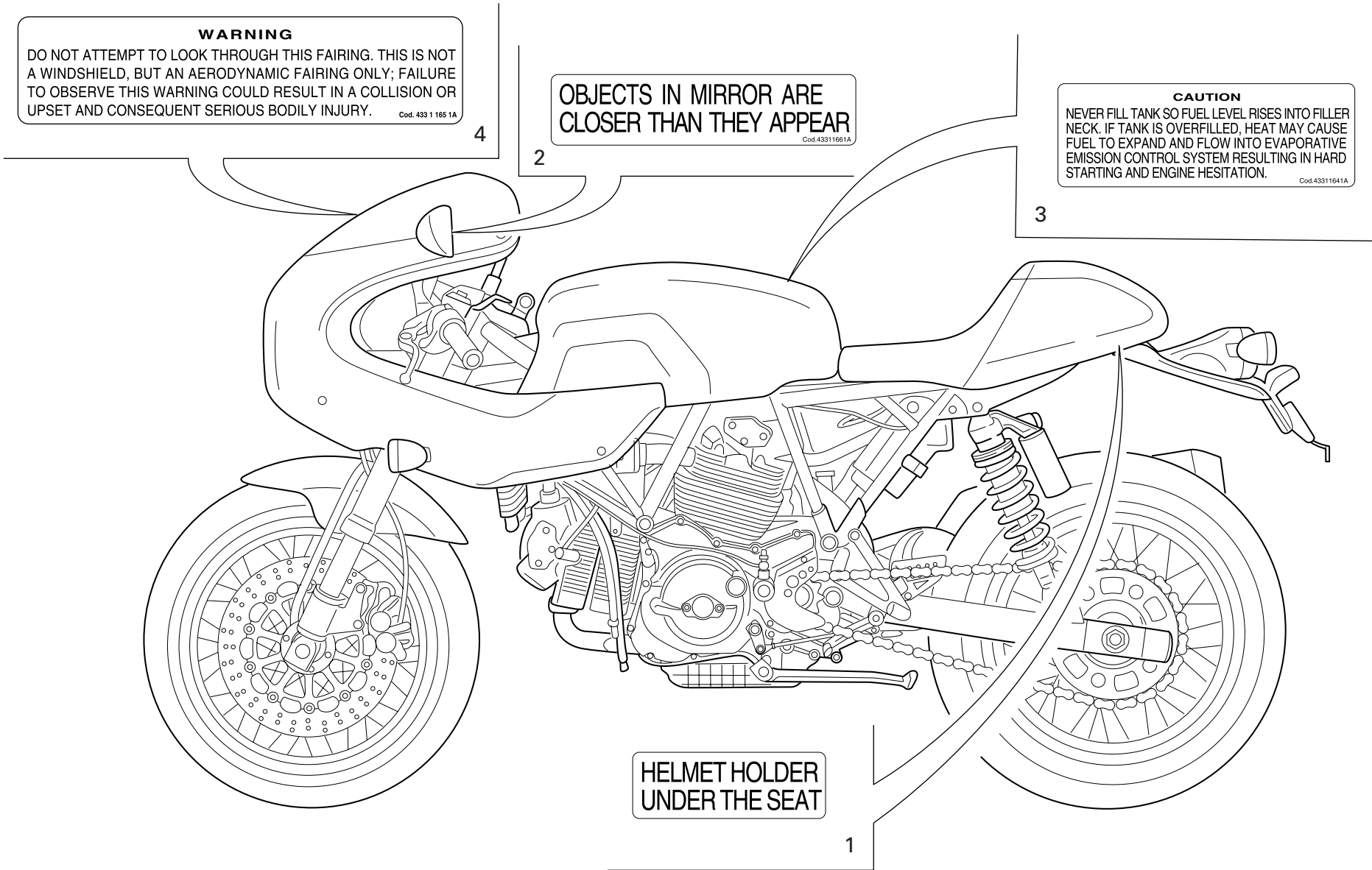
FUEL INFEED



DRAWING 040 FUEL INFEED

NOTES NO.	CODE NO.	DESCRIPTION	VALIDITY	Q.TY
1	814.1.179.1A	Union		2
2	886.1.013.1A	Gasket		2
3	426.1.007.1B	CANISTER filter		1
4	814.1.183.1A	Shunt valve		1
5	590.1.250.1A	Union/filter pipe		1
6	590.1.280.1A	Filter/fuel tank outlet pipe		1
7	590.1.141.1A	Tube		1
8	590.1.213.1A	Tube		1
9	590.1.112.1A	Fuel pipe		1
10	741.4.057.1A	Hose guide		1
11	741.4.058.1A	Hose guide		4
12	741.4.063.1A	Hose guide		2
13	0250.70.223	Aluminium gasket		2
14	830.1.292.2A	Bracket		1
15	827.1.157.1A	Plate		1
16	764.1.029.1A	Rubber pad		2
17	716.1.043.1B	Spacer		2
18	775.5.013.1A	Screw		2
19	748.1.036.1A	Nut		2
20	771.5.071.8B	Screw		2
21	741.4.043.1A	Hose guide		2
22	814.1.180.1A	Union		2

NOTES NO.	CODE NO.	DESCRIPTION	VALIDITY	Q.TY
-----------	----------	-------------	----------	------



DRAWING 041 MARKING PLATES

NOTES NO.	CODE NO.	DESCRIPTION	VALIDITY	Q.TY
1	433.1.170.1A	Sticker		1
2	433.1.166.1A	Label		2
3	433.1.164.1A	Sticker		1
4	433.1.165.1A	Sticker		1

NOTES NO.	CODE NO.	DESCRIPTION	VALIDITY	Q.TY
-----------	----------	-------------	----------	------

INDEX

CODE No.	Drwg.	POS. N.	CODE No.	Drwg.	POS. N.	CODE No.	Drwg.	POS. N.	CODE No.	Drwg.	POS. N.	CODE No.	Drwg.	POS. N.
0000.36230	035	15	0660.13.070	002	13	0799.13.110	002	27	162.2.028.1A	031	35	196.1.001.2B	004	10
0000.61078	027	12	0660.13.143	002	9	112.1.012.1AB	006	8	170.2.020.1B	004	17	198.1.029.1A	004	13
0000.61078	029	9	0660.13.165	002	25	112.1.012.1AC	006	8	171.2.020.2B	008	10	208.1.012.4A	014	14
0000.66181	028	14	0660.16.145	004	21	117.1.030.1B	024	20	172.1.002.1B	003	10	208.1.012.4A	015	14
0000.68490	028	13	0660.47.040	006	13	117.1.044.1A	029	16	172.1.003.1A	003	8	209.1.041.1A	014	16
0124.40.060	008	12	0660.50.020	012	8	117.2.006.1A	004	29	172.1.004.1A	003	5	209.1.041.1A	015	18
0250.70.223	040	13	0665.49.680	005	8	120.2.080.1A	007	8	172.1.005.1A	003	9	210.1.042.1A	014	22
0251.47.054	003	1	0670.16.145	003	7	120.2.081.1A	007	4	172.1.006.1B	003	18	210.1.042.1A	015	6
0272.91.090	002	8	0670.16.150	003	3	121.1.127.1A	007	3	172.1.007.1B	003	24	211.1.040.1A	014	21
0370.49.250	010	22	0670.16.155	003	19	121.2.033.1A	007	1	172.1.008.1A	003	22	211.1.040.1A	015	7
0370.72.020	027	8	0670.16.170	003	26	122.2.087.2A	007	9	172.1.009.1A	003	21	220.3.208.3A	009	16
0370.72.020	028	11	0670.49.310	009	26	137.2.003.4B	016	7	172.1.010.1A	003	20	225.2.148.1A	010	1
0370.84.005	020	4	0670.92.190	014	8	146.2.091.1AA	006	1	172.1.011.1A	003	23	235.2.037.1AC	013	12
0375.92.210	014	13	0670.92.190	015	8	147.1.026.1A	008	9	173.1.012.3A	012	20	236.1.024.1A	039	14
0375.92.210	015	16	0755.29.025	006	14	148.1.284.1A	013	16	174.1.025.2A	009	12	236.1.030.1A	039	18
0400.09.050	002	21	0755.29.025	008	21	148.1.285.1A	013	9	174.2.025.6A	009	1	240.2.026.1B	014	10
0400.29.125	002	34	0755.49.265	010	2	149.1.032.3A	003	25	176.1.001.1A	012	6	240.2.026.1B	015	12
0400.29.126	002	34	0759.49.280	009	15	150.2.006.1B	003	2	176.1.009.1A	012	10	240.2.031.1A	015	24
051.2.001.1A	001	10	0765.92.185	014	8	150.2.063.1A	003	28	180.1.001.1A	002	11	242.2.045.2A	011	19
0619.50.065	012	17	0765.92.185	015	8	150.2.072.1A	003	27	180.1.002.1A	002	12	243.1.025.1AE	005	1
0619.92.180	014	8	0765.92.190	014	8	158.2.012.1A	006	5	180.1.008.1A	002	24	243.2.097.3A	005	6
0619.92.180	015	8	0765.92.190	015	8	160.1.049.1A	031	21	182.2.018.1A	002	18	245.1.030.1A	013	5
0647.70.010	014	12	0765.92.205	002	21	160.1.057.1A	012	13	184.1.005.1A	029	18	245.1.031.1A	013	6
0647.70.010	015	20	0765.92.205	014	8	160.1.105.1A	013	19	187.1.002.1A	027	20	245.1.058.1AB	008	1
0659.16.555	004	1	0765.92.205	015	8	160.2.366.1A	019	1	190.2.011.1A	004	8	245.1.059.1AB	008	4
0659.38.226	034	3	0796.38.305	034	2	162.1.001.1B	004	7	194.2.001.1B	004	12	246.1.089.1A	017	3
0660.13.060	002	19	0797.41.090	032	2	162.2.027.1A	031	33	195.4.003.1A	004	22	246.1.100.1A	026	27
CATALOGUE No: ISSUED:	915.1.235.2A 11 - 06						CATALOGUE No: ISSUED:		915.1.235.2A 11 - 06					

INDEX

CODE No.	Drwg.	POS. N.	CODE No.	Drwg.	POS. N.	CODE No.	Drwg.	POS. N.	CODE No.	Drwg.	POS. N.	CODE No.	Drwg.	POS. N.
247.1.002.1BD	011	9	303.1.040.1BA	015	2	341.1.051.1A	026	10	426.1.019.1A	017	5	463.2.026.1A	014	20
247.1.184.1B	024	3	303.1.040.1BB	014	5	342.2.052.1A	026	3	433.1.164.1A	041	3	463.2.026.1A	015	34
247.1.185.1B	023	2	303.1.040.1BB	015	2	360.1.070.1A	026	30	433.1.165.1A	041	4	463.2.053.7A	004	15
247.1.279.1A	011	4	303.1.040.1BC	014	5	360.1.071.1A	026	35	433.1.166.1A	041	2	464.1.005.1B	024	2
247.1.280.1A	036	9	303.1.040.1BC	015	2	364.2.006.1A	026	13	433.1.170.1A	041	1	464.1.006.1B	023	3
247.1.281.1A	038	2	303.1.041.1C	014	4	365.2.064.1A	030	20	433.1.329.1A	030	22	470.1.179.1AP	021	7
254.1.001.1A	011	7	303.1.041.1C	015	3	369.1.117.1A	030	17	435.1.117.1A	038	7	473.1.548.1A	021	6
254.4.001.2A	005	4	303.1.041.1CA	014	4	370.1.073.1AP	030	19	435.1.118.1A	038	6	473.1.562.1A	021	9
255.1.023.2A	008	15	303.1.041.1CA	015	3	373.1.053.1A	030	2	435.1.119.1A	018	16	473.1.563.1A	021	4
255.1.024.2A	013	3	303.1.041.1CB	014	4	373.1.055.1A	030	4	442.1.129.1B	017	2	481.1.034.1AE	039	25
264.4.014.3B	011	1	303.1.041.1CB	015	3	373.1.057.1A	030	7	444.4.003.4A	009	20	481.1.035.1AE	039	3
264.4.022.1A	011	1	303.1.041.1CC	014	4	373.2.056.1A	030	5	446.1.013.1A	030	14	481.1.036.1AE	039	4
270.4.005.1A	012	1	303.1.041.1CC	015	3	380.4.010.1C	037a	5	447.1.066.1A	030	18	483.1.050.1AE	038	4
276.1.025.1B	012	16	304.1.042.1B	014	2	389.4.018.1A	037	18	449.1.045.1A	003	12	487.1.036.1A	039	26
280.4.007.1A	016	10	304.1.042.1B	015	4	389.4.019.1A	037	19	451.1.025.1A	008	20	492.4.003.2A	031	15
282.4.073.1A	016	1	304.1.042.1BB	014	2	389.4.020.1A	037	19	451.2.017.1A	008	7	492.4.029.1A	031	5
283.4.011.1A	016	5	304.1.042.1BB	015	4	389.4.021.1A	037	19	455.2.003.1A	002	4	494.1.072.2A	031	23
284.4.008.1A	016	11	304.1.042.1BC	014	2	389.4.022.1A	037	19	456.1.024.1B	024	14	496.1.002.1A	031	28
286.4.124.1A	037	2	304.1.042.1BC	015	4	389.4.024.1A	037	19	456.2.033.1B	024	13	499.2.134.1A	031	1
287.4.024.1B	016	8	304.1.043.1B	014	3	395.2.013.1C	036	8	457.2.036.1B	029	26	500.2.134.1A	031	13
301.2.092.1D	014	1	304.1.043.1B	015	5	397.4.003.1B	037	11	460.4.006.1A	031	27	501.1.109.1AX	031	32
301.2.093.1D	015	1	304.1.043.1BB	014	3	406.1.036.4C	033	1	460.4.007.1A	031	31	502.1.113.1AX	031	14
301.2.232.1A	015	1	304.1.043.1BB	015	5	417.9.050.6A	037	17	462.4.001.1A	026	37	503.4.003.1A	031	30
301.2.233.1A	014	1	304.1.043.1BC	014	3	420.2.006.4A	010	19	462.4.037.6A	037	16	503.4.004.1A	031	26
303.1.040.1B	014	5	304.1.043.1BC	015	5	420.2.006.4A	032	10	462.4.046.1A	033	3	510.1.075.1A	034	7
303.1.040.1B	015	2	340.2.315.1A	025	2	425.4.004.1B	019	8	463.2.010.9A	014	9	510.1.360.2B	037	7
303.1.040.1BA	014	5	340.2.316.1A	025	1	426.1.007.1B	040	3	463.2.010.9A	015	11	510.1.434.1C	037	10
CATALOGUE No: ISSUED:			915.1.235.2A 11 - 06			CATALOGUE No: ISSUED:			915.1.235.2A 11 - 06					

INDEX

CODE No.	Drwg.	POS. N.	CODE No.	Drwg.	POS. N.	CODE No.	Drwg.	POS. N.	CODE No.	Drwg.	POS. N.	CODE No.	Drwg.	POS. N.
514.1.032.1A	001c	9	552.1.037.1A	001c	4	590.1.190.1A	001c	2	625.4.004.1A	029	32	671.1.031.1A	037a	3
514.1.033.1A	001c	13	552.1.038.1A	001c	5	590.1.213.1A	040	8	626.4.011.1A	027	3	672.1.029.1A	037	13
514.1.035.1A	001c	10	552.1.039.1A	001c	19	590.1.250.1A	040	5	626.4.011.1A	028	3	672.1.034.1A	015	25
514.1.036.1A	001c	10	552.1.040.1A	001c	11	590.1.280.1A	040	6	626.4.013.1A	029	35	676.2.060.1A	031	24
514.1.037.1A	001c	6	552.1.045.2A	009	2	593.1.003.1B	010	33	626.4.015.1C	027	4	676.4.025.1A	031	16
514.1.038.1A	001c	14	552.1.111.1A	020	1	593.1.018.1A	009	29	626.4.034.1A	027	2	677.4.003.1A	001a	4
514.1.048.1A	037	12	552.4.013.1A	015	32	595.2.072.1A	038	3	626.4.041.1A	028	2	697.2.020.1A	038	14
516.4.004.1B	037	8	552.4.020.1A	011	12	598.1.005.1A	038	18	626.4.042.1A	028	6	698.1.033.1A	001c	15
518.4.004.2B	026	26	552.4.031.1A	033	5	598.1.006.1A	038	12	630.4.029.1A	027	1	699.2.345.1A	019	11
520.4.006.1C	034	1	552.4.037.1C	029	2	598.2.041.1A	026	22	631.4.008.1A	027	5	700.1.005.1A	031	18
521.4.005.1A	034	4	552.4.048.1A	019	9	610.4.086.1A	028	25	631.4.008.1A	028	5	700.1.011.1B	032	6
523.1.005.1AE	039	24	556.1.042.1A	022	3	610.4.087.1A	028	24	631.4.008.1A	029	34	700.1.036.1A	012	22
523.1.006.1AE	039	1	556.2.034.1A	022	1	611.4.027.1A	029	4	631.4.028.1A	028	9	700.1.038.1D	035	7
525.1.004.3A	035	14	561.1.024.1A	035	6	612.4.005.1A	027	21	631.4.028.1A	029	38	700.1.040.1A	007	12
525.1.020.1B	035	12	564.1.057.1AE	021	13	612.4.008.1A	028	31	632.1.036.1A	027	18	700.1.040.1A	014	25
525.2.024.2B	035	9	565.1.036.1A	035	2	612.4.008.1A	029	37	650.4.009.1B	026	29	700.1.040.1A	015	23
529.1.010.1A	035	10	570.2.140.1B	020	5	612.4.030.1A	028	30	651.1.001.1A	026	8	700.1.042.1A	033	2
530.1.011.2A	035	17	571.1.135.1B	020	3	612.4.030.1A	029	36	652.4.006.1C	026	25	701.4.003.1A	012	19
530.1.011.2A	039	2	573.1.091.1D	020	9	612.4.032.1A	028	27	654.2.020.1A	026	21	701.4.005.1A	003	4
539.1.021.1B	002	6	573.1.092.1D	020	8	612.4.033.1A	028	29	654.4.012.1A	026	19	701.4.007.1A	012	21
539.1.023.2A	022	5	576.1.044.1B	020	18	612.4.034.1A	029	7	656.2.067.1A	026	20	702.4.004.1A	026	5
539.4.003.1B	029	14	576.1.050.1A	020	13	612.4.035.1A	029	39	669.1.001.1E	014	18	702.4.013.1A	010	26
539.4.030.1A	005	16	576.1.051.1C	020	19	613.4.075.1A	028	28	669.1.001.1E	015	15	702.4.017.1A	004	20
539.4.043.1A	027	6	586.1.071.1BE	018	1	613.4.076.1A	029	40	670.4.035.1A	037a	2	702.4.020.1A	010	29
539.4.044.1A	028	4	590.1.112.1A	040	9	618.4.071.1A	028	19	671.1.024.1A	037a	1	702.4.033.1A	010	9
540.4.010.1A	037	15	590.1.141.1A	040	7	619.4.033.1A	029	33	671.1.027.1A	037a	9	702.4.069.1A	008	5
548.4.030.3A	032	9	590.1.189.1A	001c	1	624.4.038.1A	028	1	671.1.028.1A	037a	8	702.5.008.1A	010	20
CATALOGUE No: ISSUED:			915.1.235.2A 11 - 06			CATALOGUE No: ISSUED:			915.1.235.2A 11 - 06					

INDEX

CODE No.	Drwg.	POS. N.	CODE No.	Drwg.	POS. N.	CODE No.	Drwg.	POS. N.	CODE No.	Drwg.	POS. N.	CODE No.	Drwg.	POS. N.
702.5.008.1A	011	3	713.1.097.2B	031	25	723.1.003.1A	034	6	747.5.001.1AB	024	22	750.1.121.1A	012	3
702.5.016.1A	004	14	713.1.137.1A	015	27	732.1.020.1A	038	15	747.5.003.1A	029	17	750.4.014.1A	035	13
702.5.019.1A	010	12	713.1.140.1A	010	14	73500.1440	012	11	747.5.005.1B	024	19	758.1.014.1A	034	5
702.5.044.1A	003	29	713.1.157.1A	003	13	73500.1542	002	15	747.5.005.1B	029	29	759.1.020.2A	036	10
702.5.045.1A	031	4	713.1.192.1A	029	3	73500.1747	015	26	747.5.007.1A	026	1	764.1.001.1A	018	9
702.5.050.1A	031	17	713.1.196.1A	031	10	73503.3380	010	18	748.1.014.1C	031	12	764.1.001.1A	020	12
703.1.019.1A	015	30	713.1.209.1A	026	36	73503.3380	011	2	748.1.023.1B	030	9	764.1.002.1A	014	6
703.1.039.1A	026	11	713.1.210.1A	026	18	736.5.003.1A	038	17	748.1.036.1A	040	19	764.1.002.1A	015	21
703.5.006.2A	008	18	713.1.241.1A	005	24	737.4.021.1A	008	19	748.1.039.1A	016	2	764.1.003.1B	004	6
703.5.006.2A	013	1	713.1.266.1A	003	15	741.4.002.1A	017	7	748.1.040.1A	002	23	764.1.011.1A	024	11
70610.8120	004	11	713.1.321.1A	030	6	741.4.032.1B	020	17	748.1.042.1A	034	13	764.1.011.2A	029	25
710.1.001.1A	009	13	713.1.327.1A	026	32	741.4.042.1A	016	3	748.1.042.1A	037	1	764.1.029.1A	037	4
710.1.002.1A	004	23	713.1.330.1A	018	10	741.4.043.1A	027	14	748.1.045.1A	030	3	764.1.029.1A	040	16
710.1.041.2B	031	22	713.1.332.1A	036	3	741.4.043.1A	028	15	748.1.050.1A	010	8	764.1.084.1A	036	4
710.1.069.1A	010	21	713.1.351.1A	026	28	741.4.043.1A	029	12	748.4.002.1A	021	8	764.1.085.1A	039	27
710.1.070.1A	010	30	713.1.365.1A	011	25	741.4.043.1A	040	21	748.4.024.1AB	031	20	764.1.090.1A	017	9
711.1.007.1A	006	6	713.1.379.1A	031	9	741.4.057.1A	040	10	748.4.033.1A	020	2	8000.56443	027	13
711.1.095.1A	010	32	714.1.070.1A	031	34	741.4.058.1A	040	11	748.4.038.1A	033	4	8000.56443	028	7
711.1.126.1A	007	11	714.1.072.1A	031	3	741.4.062.1A	029	8	748.4.038.1A	035	5	8000.59056	029	24
711.1.128.1A	010	38	716.1.022.1B	017	10	741.4.063.1A	040	12	748.4.100.1AB	035	16	8000.70139	001a	2
711.1.160.1A	005	13	716.1.043.1B	040	17	741.4.067.1A	016	6	748.4.100.1AB	039	7	8000.78345	026	7
711.1.160.1A	011	18	716.1.053.1B	035	3	741.4.092.1A	019	10	749.4.004.1A	024	21	75113.2566	004	18
711.1.172.1A	007	7	716.1.073.2A	008	13	741.4.158.1A	019	7	750.1.002.1B	004	25	75191.3380	010	25
711.1.181.1A	037a	6	716.1.099.1A	008	17	74172.1008	006	10	750.1.007.1A	003	32	75794.1542	010	17
712.1.034.1A	024	12	716.1.140.1B	020	11	74172.1008	013	8	750.1.012.2A	006	3	76266.2668	010	4
713.1.012.1B	004	31	72094.1616	010	10	74224.0570	004	24	750.1.028.1A	039	21	76400.0004	010	3
713.1.014.1E	003	11	72121.2106	006	4	74224.0570	006	7	750.1.048.1A	022	10	76402.0002	003	17
CATALOGUE No: ISSUED:			915.1.235.2A 11 - 06			CATALOGUE No: ISSUED:			915.1.235.2A 11 - 06					

INDEX

CODE No.	Drwg.	POS. N.	CODE No.	Drwg.	POS. N.	CODE No.	Drwg.	POS. N.	CODE No.	Drwg.	POS. N.	CODE No.	Drwg.	POS. N.
766.1.059.1A	010	6	771.5.071.8B	011	17	771.5.667.8B	024	10	775.1.008.3A	038	5	779.1.203.2A	002	7
766.4.017.2A	013	17	771.5.071.8B	012	23	771.5.667.8B	026	12	775.1.008.3A	039	6	779.1.213.1A	021	1
766.4.018.1A	013	18	771.5.071.8B	032	5	771.5.725.8B	023	6	775.1.011.1B	035	18	779.1.237.1B	029	30
76835.1134	002	10	771.5.071.8B	040	20	771.5.725.8B	024	17	775.1.011.1B	039	11	779.1.311.1A	031	6
770.5.250.8B	010	15	771.5.072.8B	005	23	771.5.725.8B	034	9	775.1.016.1A	018	8	779.1.335.1A	017	12
771.1.026.1A	005	2	771.5.072.8B	008	2	771.5.727.8B	026	23	775.1.017.1A	018	15	779.1.366.1AB	027	16
771.1.027.1A	005	3	771.5.072.8B	010	31	771.5.728.8B	018	12	775.1.017.1A	039	12	779.1.366.1AB	028	23
771.1.227.2A	020	14	771.5.073.8B	011	16	771.5.728.8B	026	9	775.1.022.1A	021	11	779.1.366.1AB	029	6
771.1.227.2A	030	11	771.5.078.8B	005	20	771.5.754.8B	022	2	775.1.031.1B	021	5	779.1.371.1A	025	3
771.5.040.8B	011	21	771.5.078.8B	012	12	771.5.754.8B	029	15	775.1.036.1A	013	14	779.1.397.1A	027	19
771.5.040.8B	039	19	771.5.078.8B	034	11	772.1.010.3A	008	8	775.5.013.1A	040	18	779.1.399.1A	031	7
771.5.042.8B	037a	4	771.5.079.8B	005	21	772.1.045.1A	017	4	777.5.049.8B	011	10	779.1.415.1A	028	17
771.5.043.8B	004	4	771.5.080.8B	010	27	772.1.062.1A	019	3	777.5.052.8B	038	11	779.1.439.2A	018	5
771.5.049.8B	037a	7	771.5.123.8B	002	30	772.1.063.1A	036	7	778.4.003.1A	030	12	779.1.440.2A	030	13
771.5.065.8B	004	28	771.5.127.8B	026	31	772.5.008.1A	037	9	779.1.007.2A	006	9	779.1.453.1A	035	11
771.5.065.8B	008	3	771.5.129.8B	009	8	772.5.012.1B	039	20	779.1.026.2A	010	36	779.1.468.1A	026	24
771.5.065.8B	011	27	771.5.129.8B	020	10	772.5.021.1B	037	6	779.1.029.2A	010	39	779.4.005.2A	022	4
771.5.066.8B	011	24	771.5.136.8B	010	24	772.5.029.1AB	029	31	779.1.039.1A	002	3	779.4.075.1A	011	14
771.5.066.8B	012	5	771.5.431.8B	028	26	772.5.031.1B	017	11	779.1.092.1A	027	7	779.5.012.1B	016	9
771.5.066.8B	013	10	771.5.662.8B	018	3	772.5.031.1B	037	14	779.1.092.1A	028	12	779.5.030.2A	013	4
771.5.066.8B	014	11	771.5.662.8B	023	1	772.5.037.1A	028	22	779.1.099.1B	026	2	779.5.059.1A	027	10
771.5.066.8B	015	13	771.5.662.8B	024	4	772.5.037.1A	035	4	779.1.104.1B	038	1	779.5.059.1A	028	10
771.5.067.8B	002	28	771.5.662.8B	029	11	772.5.037.1A	038	8	779.1.109.1A	006	2	780.1.007.1A	020	7
771.5.067.8B	011	13	771.5.665.8B	021	3	773.5.062.8B	032	7	779.1.133.1A	014	24	780.1.018.1A	009	7
771.5.069.8B	005	5	771.5.665.8B	026	15	773.5.065.8B	013	15	779.1.133.1A	015	33	780.2.047.1A	009	17
771.5.069.8B	009	10	771.5.665.8B	029	1	773.5.069.8B	039	16	779.1.162.2A	009	27	780.5.001.1A	005	26
771.5.069.8B	011	6	771.5.666.8B	024	23	775.1.007.1AB	039	22	779.1.198.2A	009	23	786.1.064.1A	007	10
CATALOGUE No: 915.1.235.2A ISSUED: 11 - 06						CATALOGUE No: 915.1.235.2A ISSUED: 11 - 06								

INDEX

CODE No.	Drwg.	POS. N.	CODE No.	Drwg.	POS. N.	CODE No.	Drwg.	POS. N.	CODE No.	Drwg.	POS. N.	CODE No.	Drwg.	POS. N.
786.1.086.1A	007	6	815.1.022.1A	010	35	829.1.078.1A	029	22	840.1.010.1A	14/15	19	840.1.043.1B	14/15	17
787.1.008.1A	015	29	815.1.022.1A	032	4	829.1.079.1BB	026	14	840.1.012.1A	14/15	19	840.1.044.1B	14/15	17
788.1.052.1A	005	7	815.1.028.1A	009	21	829.1.109.1B	032	1	840.1.014.1A	14/15	19	840.1.045.1B	14/15	17
788.1.054.2A	012	4	815.1.029.1A	031	29	829.1.132.1C	028	8	840.1.015.1A	14/15	19	840.1.046.1B	14/15	17
788.1.076.1A	011	22	818.2.009.1A	004	3	829.1.141.1C	028	20	840.1.015.1A	14/15	19	840.1.047.1B	14/15	17
788.1.076.1AA	011	22	819.1.043.1A	031	8	829.1.235.1A	015	31	840.1.016.1A	14/15	19	840.1.048.1B	14/15	17
788.1.076.1AB	011	22	819.1.057.1A	030	1	829.1.260.2A	022	8	840.1.017.1A	14/15	19	840.1.049.1B	14/15	17
790.1.016.1A	020	16	821.1.001.1A	002	26	829.1.373.1A	033	6	840.1.018.1A	14/15	19	840.1.050.1B	14/15	17
791.2.026.2A	007	5	821.1.009.1B	031	19	829.1.541.1A	035	1	840.1.019.1A	14/15	19	840.1.051.1B	14/15	17
799.1.025.1A	002	20	821.1.051.1AB	023	4	829.1.551.1AP	036	5	840.1.019.1A	14/15	19	840.1.052.1B	14/15	17
799.1.049.1A	002	1	821.1.051.1AB	024	1	829.1.649.2AP	034	10	840.1.020.1A	14/15	19	840.1.053.1B	14/15	17
799.1.051.2A	006	15	821.1.052.1AB	029	27	829.1.666.1A	021	14	840.1.021.1A	14/15	19	840.1.054.1B	14/15	17
799.1.055.1A	009	30	821.1.070.1A	002	17	829.1.668.1A	036	11	840.1.022.1A	14/15	19	840.1.055.1B	14/15	17
799.1.061.3A	014	7	821.1.075.1A	017	8	829.1.673.2A	038	10	840.1.023.1A	14/15	19	840.1.056.1B	14/15	17
799.1.061.3A	015	9	821.1.096.1AB	029	19	829.1.674.1A	039	17	840.1.024.1A	14/15	19	840.1.057.1B	14/15	17
799.1.083.1B	029	21	821.1.103.1A	022	9	830.1.144.1A	011	20	840.1.025.1A	14/15	19	840.1.058.1B	14/15	17
799.1.158.1A	022	6	821.1.111.2A	014	15	830.1.286.1A	028	21	840.1.026.1A	14/15	19	840.1.059.1B	14/15	17
799.1.166.1A	023	8	821.1.111.2A	015	10	830.1.292.2A	040	14	840.1.027.1A	14/15	19	840.2.001.1A	014	19
799.1.166.1A	024	6	821.1.129.1A	037	3	840.1.001.1A	14/15	19	840.1.028.1A	14/15	19	840.2.001.1A	015	19
799.2.077.2A	009	14	821.1.170.1A	024	9	840.1.002.1A	14/15	19	840.1.029.1A	14/15	19	840.2.002.1B	014	17
799.2.159.1A	022	7	824.1.103.1A	024	15	840.1.003.1A	14/15	19	840.1.030.1A	14/15	19	840.2.002.1B	015	17
801.1.027.1A	016	4	824.1.104.1A	023	5	840.1.004.1A	14/15	19	840.1.031.1A	14/15	19	841.1.002.2A	004	2
814.1.114.1A	001c	8	826.1.009.1A	002	33	840.1.005.1A	14/15	19	840.1.032.1A	14/15	19	841.1.028.1A	032	8
814.1.179.1A	040	1	826.1.012.1A	010	11	840.1.006.1A	14/15	19	840.1.033.1A	14/15	19	848.4.001.1A	026	16
814.1.180.1A	040	22	827.1.157.1A	040	15	840.1.007.1A	14/15	19	840.1.034.1A	14/15	19	848.5.001.1A	024	8
814.1.183.1A	040	4	827.1.389.1A	038	19	840.1.008.1A	14/15	19	840.1.041.1B	14/15	17	848.5.002.1A	024	18
814.4.010.1A	019	2	829.1.061.1E	027	9	840.1.009.1A	14/15	19	840.1.042.1B	14/15	17	850.1.014.1A	018	7

INDEX

CODE No.	Drwg.	POS. N.	CODE No.	Drwg.	POS. N.	CODE No.	Drwg.	POS. N.	CODE No.	Drwg.	POS. N.	CODE No.	Drwg.	POS. N.
850.4.038.1A	036	1	852.1.104.1G	006	11	852.5.003.1B	036	6	856.1.074.2A	013	20	882.1.003.1A	008	14
850.4.038.1A	039	13	852.1.104.1H	006	11	852.5.005.1A	009	18	856.4.002.1A	039	8	882.1.006.1A	002	16
850.4.052.1A	035	8	852.1.104.1I	006	11	852.5.009.1A	037	5	860.1.004.1A	010	23	882.1.012.1A	012	15
850.4.067.1A	021	10	852.1.104.1J	006	11	852.5.023.1A	014	23	861.5.013.1A	026	34	884.4.011.1A	007	2
850.4.082.1A	039	9	852.1.104.1K	006	11	852.5.023.1A	015	22	863.1.002.1A	012	14	884.4.042.1A	009	24
850.4.083.1A	018	6	852.1.104.1L	006	11	852.5.024.1A	002	5	866.1.030.1A	038	21	884.4.045.1A	030	16
851.1.001.1B	004	9	852.1.104.1M	006	11	852.5.024.1A	005	15	866.1.036.1A	021	12	884.5.003.1A	023	7
851.1.004.1A	003	31	852.1.104.1N	006	11	852.5.024.1A	009	3	866.1.060.1A	036	2	884.5.003.1A	024	5
851.1.013.1A	008	11	852.1.120.1A	009	6	852.5.024.1A	020	6	866.1.061.1A	038	16	884.5.008.1A	031	11
851.1.019.1A	006	12	852.1.151.1A	024	16	852.5.024.1A	027	17	866.1.062.1A	018	2	884.5.016.1A	029	28
851.4.001.1A	004	5	852.1.154.1A	029	23	852.5.024.1A	028	18	872.1.015.1A	026	6	884.5.034.1A	002	22
852.1.001.1B	030	21	852.1.156.1A	038	20	852.5.024.1A	029	5	872.1.019.1A	030	15	884.5.034.1A	008	6
852.1.002.1B	030	21	852.1.167.1A	039	15	852.5.026.1A	010	37	873.1.039.1A	009	5	884.5.035.1A	005	11
852.1.003.1B	030	21	852.1.172.1A	002	29	852.5.027.1A	034	12	873.1.041.1B	021	2	884.5.036.1A	009	25
852.1.005.1A	002	14	852.1.173.1A	013	2	852.5.028.1A	032	3	875.1.052.1A	032	12	884.5.036.1A	012	7
852.1.008.1A	005	10	852.1.174.1A	002	31	852.5.028.1A	039	10	875.1.053.1A	032	11	886.1.013.1A	040	2
852.1.024.1A	039	23	852.1.176.1A	005	22	852.5.030.1A	021	15	875.1.065.1A	001c	3	886.4.003.1A	011	23
852.1.053.2A	002	2	852.1.176.1A	011	28	853.1.002.1A	009	9	876.1.093.1A	017	6	886.4.028.1A	015	28
852.1.094.1A	002	19	852.1.186.1A	038	9	853.1.003.1A	011	5	877.1.049.1A	028	16	886.4.035.1A	011	8
852.1.099.1A	018	11	852.1.195.1A	005	17	853.1.003.1A	012	2	877.1.106.1A	027	15	886.4.037.1A	009	4
852.1.103.1A	026	4	852.1.195.1A	009	28	853.1.004.1A	009	11	877.1.108.1A	029	13	886.4.043.1A	004	27
852.1.104.1A	006	11	852.1.197.1A	013	13	856.1.001.1A	003	6	877.2.046.1A	017	1	886.4.055.1A	018	13
852.1.104.1B	006	11	852.1.200.1A	030	8	856.1.031.1A	003	16	881.1.010.1C	012	18	886.4.060.1A	013	11
852.1.104.1C	006	11	852.1.204.1A	020	15	856.1.035.1A	034	8	881.1.012.1A	002	32	886.4.072.1A	019	4
852.1.104.1D	006	11	852.1.204.1A	030	10	856.1.062.2A	008	16	881.1.051.1A	005	25	886.4.073.1A	019	5
852.1.104.1E	006	11	852.1.205.1A	018	4	856.1.064.2A	010	7	881.1.051.1A	011	26	886.4.116.1A	024	7
852.1.104.1F	006	11	852.1.205.1A	039	5	856.1.071.1A	012	9	881.2.001.1A	004	19	886.4.116.1A	029	20
CATALOGUE No: ISSUED:	915.1.235.2A 11 - 06						CATALOGUE No: ISSUED:	915.1.235.2A 11 - 06						G

INDEX

CODE No.	Drwg.	POS. N.	CODE No.	Drwg.	POS. N.	CODE No.	Drwg.	POS. N.	CODE No.	Drwg.	POS. N.	CODE No.	Drwg.	POS. N.
886.4.118.1A	004	26	88713.2036	001	19	893.4.005.1A	029	10	97900.0215	001b	1			
886.5.014.1A	026	17	88713.2092	001	28	894.2.009.1A	009	19	97900.0216	001b	5			
886.5.048.1A	019	6	88713.2103	001	3	895.1.007.1B	018	14	97900.0217	001b	15			
88700.5644	001	31	88713.2133	001	26	913.7.109.1A	038	13	97900.0218	001c	18			
88700.5665	001	27	88713.2282	001	30	930.1.004.1B	026	33	97900.0219	001b	10			
88700.5749	001	20	88713.2355	001	1	930.4.022.1A	010	13	97900.0220	001c	21			
88713.0123	001	5	88713.2362	001	32	930.4.023.1A	003	14	97900.0221	001c	22			
88713.0137	001	11	88713.2669	001	35	930.4.034.1A	005	18	97900.0222	001b	9			
88713.0262	001	29	88713.2676	001	2	930.4.035.1A	004	16	97900.0223	001b	11			
88713.0844	001	33	88713.2775	001a	10	930.4.049.1A	003	30	97900.0224	001b	6			
88713.0874	001	6	88713.2776	001a	9	930.4.052.1A	031	2	97900.0225	001b	8			
88713.0875	001	8	88713.2777	001a	11	930.4.061.1A	013	7	97900.0226	001b	12			
88713.0879	001	7	88765.0999	001	16	930.4.091.1A	005	9	97900.0227	001c	7			
88713.1010	001a	7	88765.1000	001	15	93783.1524	011	11	97900.0228	001c	12			
88713.1062	001a	8	88765.1005	001	15	93785.1830	010	16	97900.0229	001b	13			
88713.1072	001a	6	88765.1006	001	15	93823.0128	004	32	97900.0230	001c	20			
88713.1078	001	12	88765.1058	001	13	93823.2018	004	30	97900.0231	001c	17			
88713.1079	001	14	88765.1086	001	22	93823.3156	010	34	97900.0232	001b	16			
88713.1091	001	21	88765.1126C	001c	24	93827.0114	005	12	98112.0002	001	4			
88713.1096	001a	1	88765.1126T	001c	16	93827.0114	009	22						
88713.1215	001	34	88765.1126V	001b	14	93827.0114	010	28						
88713.1344	001a	3	88765.1297	001	23	94247.0014	005	19						
88713.1429	001	9	88765.1298	001	18	94247.0014	010	5						
88713.1515	001a	5	88765.1371	001b	3	94247.0014	011	15						
88713.1749	001	24	88765.1374	001b	4	97900.0002	001b	2						
88713.1994	001	25	893.2.013.1A	005	14	97900.0003	001c	23						
88713.2011	001	17	893.4.005.1A	027	11	97900.0211	001b	7						