









Spare parts catalogue **1100**  **U.S.A.**

DUCATI *HYPERMOTARD*

DUCATI MOTOR HOLDING 	1100 	M.Y. '08	U.S.A.
Spare Parts Department	P.N.91512591B	Marzo - March '07	Edizione - Edition 00

DUCATI MOTOR HOLDING 	1100 	M.Y. '08	U.S.A.
Spare Parts Department	P.N.91512591B	Marzo - March '07	Edizione - Edition 00

DUCATI MOTOR HOLDING 	1100 	M.Y. '08	U.S.A.
Spare Parts Department	P.N.91512591B	Marzo - March '07	Edizione - Edition 00

DUCATI MOTOR HOLDING 	1100 	M.Y. '08	U.S.A.
Spare Parts Department	P.N.91512591B	Marzo - March '07	Edizione - Edition 00

GENERAL INFORMATION

The present spare parts order exactly the right spare parts

When ordering specify:

1) the part's code number followed by its description; quantity needed;

2) the motorcycle's serial number, stamped on the steering head.

Reference to right and left apply to the vehicle in terms of its direction of movement.

Spare parts drawings are general and do not represent the part.

The contents of this catalogue are general and can undergo changes without prior notice.

VALIDITY

f.m.	Until V.I.N.
d.m.	From V.I.N.
f.m.m.	Up to engine number
d.m.m.	From engine number

LIST

CAL	California
CND	Canada

*Ducati Motor Holding S.p.A.
Commercial and Administration Office:
Via A. Cavalieri Ducati n. 3
40132 Bologna, Italy
Telefono 051 6413111
Fax 051 406580
Internet www.ducati.com*

CATALOGUE No: 915.1.259.1B
ISSUED: 03 - 07

CATALOGUE No: 915.1.259.1B
ISSUED: 03 - 07

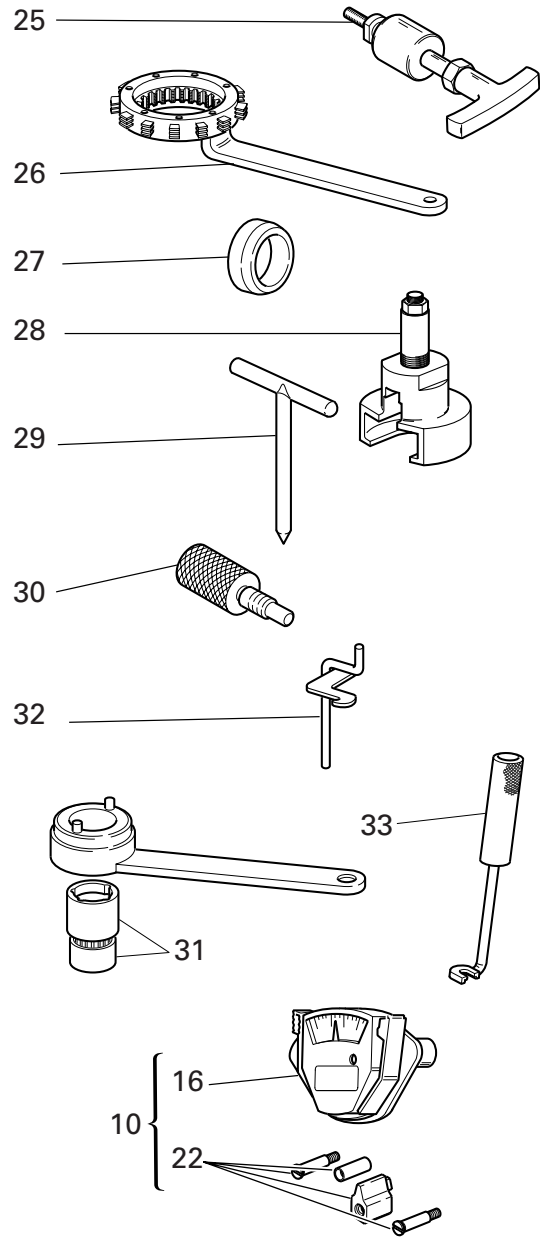
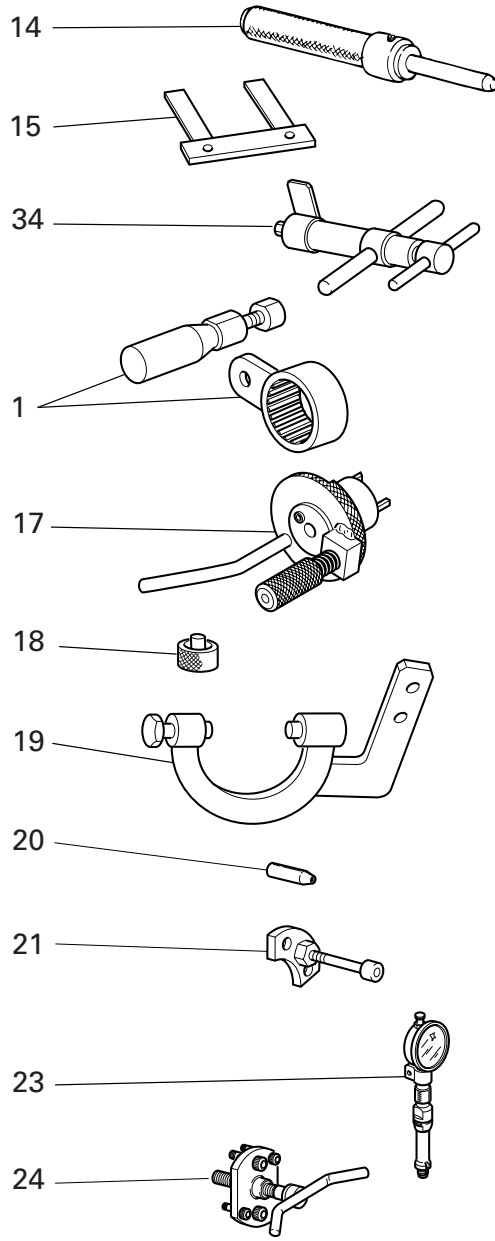
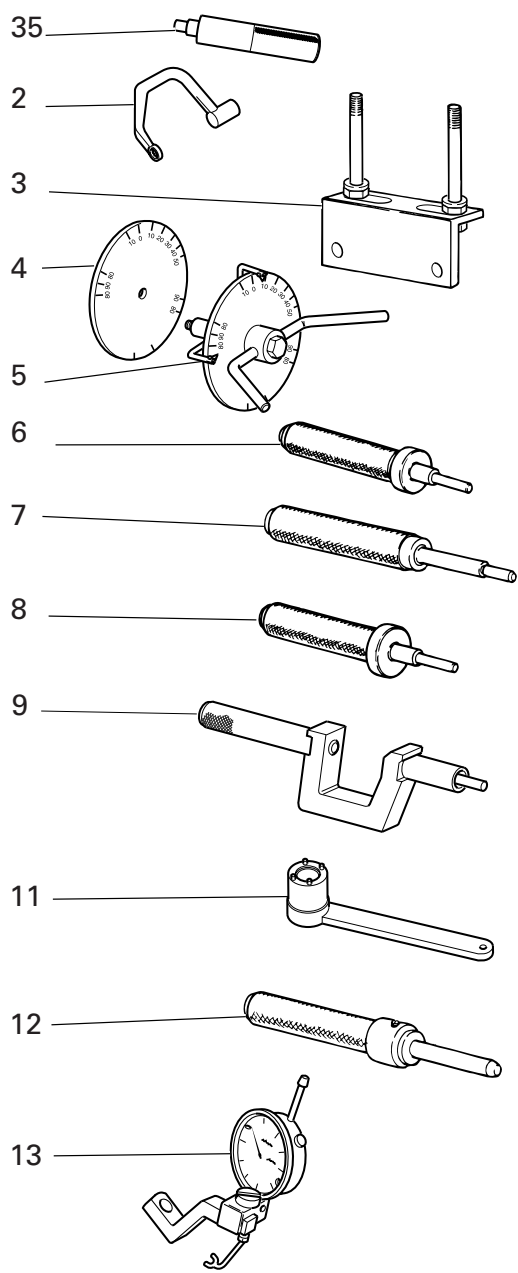
PAINTS

Paint	Code
"Rosso Anniversary DUCATI"	(PPG) F_473.101
"Trasparente"	(PPG) 228.880



page	CONTENTS
4	001 WORKSHOP SERVICE TOOLS
6	001a WORKSHOP SERVICE TOOLS
8	001b DDS TESTER
10	001c WORKSHOP SERVICE TOOLS
12	002 GEARCHANGE CONTROL
14	003 GEARBOX
16	004 CLUTCH
18	005 CLUTCH-SIDE CRANKCASE COVER
20	006 CONNECTING RODS
22	007 CYLINDERS - PISTONS
24	008 TIMING SYSTEM
26	009 FILTERS AND OIL PUMP
28	010 CRANKCASE HALVES
30	011 ALTERNATOR-SIDE CRANKCASE COVER
32	012 ELECTRIC STARTING AND IGNITION
34	013 CYLINDER HEAD : TIMING SYSTEM
36	014 VERTICAL CYLINDER HEAD
38	015 HORIZONTAL CYLINDER HEAD
40	016 INTAKE MANIFOLDS
42	017 EXHAUST SYSTEM
44	018 STANDS
46	019 ELECTRICAL SYSTEM
48	020 ELECTRICAL SYSTEM
50	021 HEADLIGHT & INSTR. PANEL
52	022 NUMBER PLATE HOLDER
54	023 FRONT FORKS
56	024 FRONT AND REAR WHEELS
58	025 REAR WHEEL AXLE
60	026 HANDLEBAR AND CONTROLS
62	027 CLUTCH CONTROL
64	028 FRONT BRAKE
66	029 REAR BRAKE
68	030 FRAME
70	031 R.H. FOOTRESTS
72	031a L.H. FOOTRESTS
74	032 SWINGARM
76	033 REAR SUSPENSION
78	034 AIR INTAKE - OIL BREATHER
80	035 OIL COOLER
82	036 FUEL TANK
84	037 FUEL SYSTEM
86	038 SEAT - TAIL LIGHT
88	039 HEADLIGHT FAIRING
90	039a FAIRING
92	040 EVAPORATIVE EMISSIONS CANISTER
94	041 DATA PLATE POSITIONS

DRAWING 001 WORKSHOP SERVICE TOOLS




DRAWING 001

WORKSHOP SERVICE TOOLS

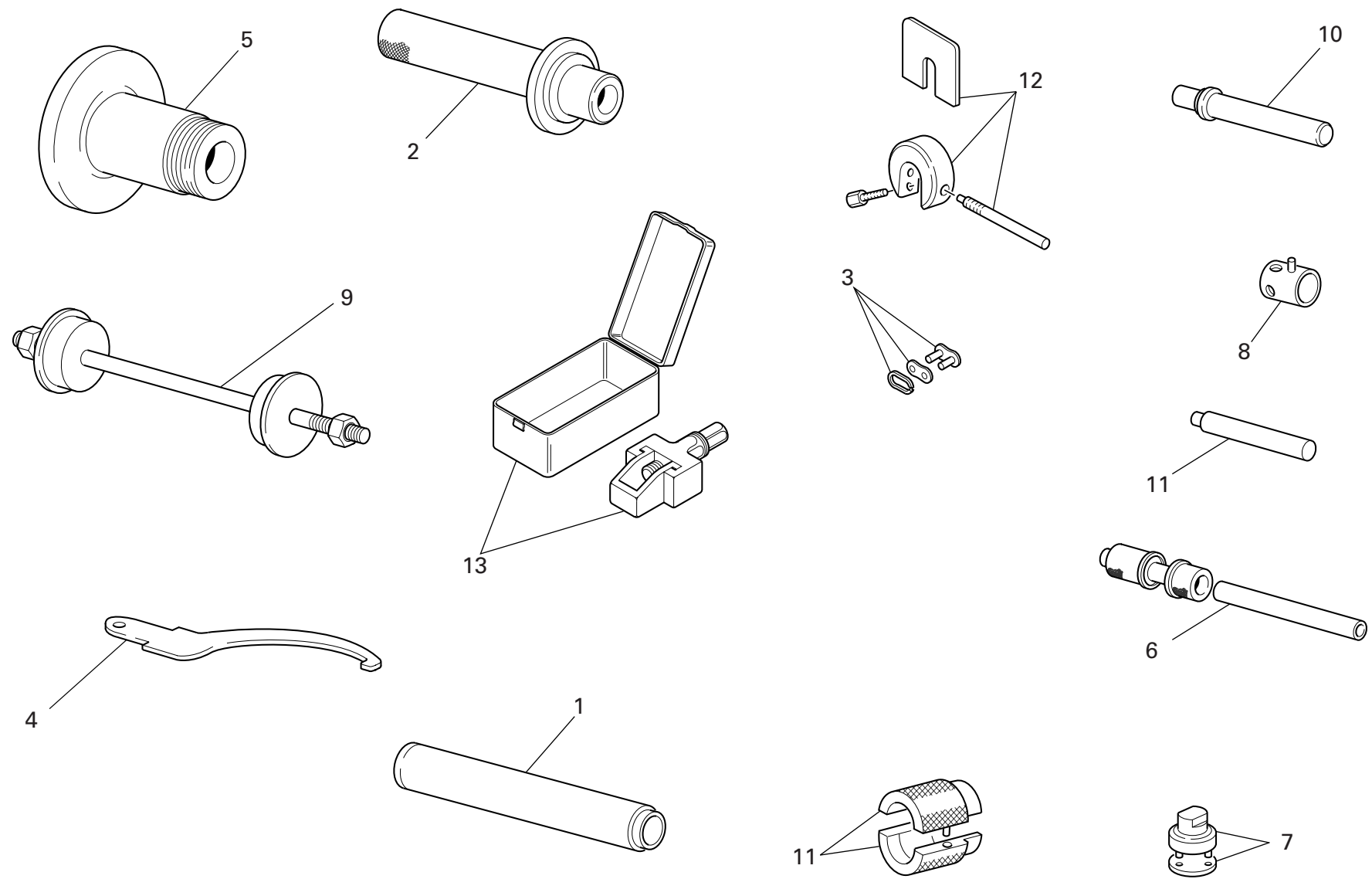
NOTES NO.	CODE NO.	DESCRIPTION	VALIDITY	Q.TY 
1	88713.2355	Wrench for holding timing belt rollers ring nuts		1
2	88713.2676	Head nuts holder wrench		1
3	88713.2103	Head mounting base		1
4	98112.0002	Degree wheel		1
5	88713.0123	Degree wheel holder tool for ignition advance check		1
6	88713.0874	Exhaust valve guide punch tool		1
7	88713.0879	Punch tool to extract valve guide		1
8	88713.0875	Intake valve guide punch tool		1
9	88713.1429	Tool to drive valve seal ring ø7		1
10	051.2.001.1A	Torque wrench for timing belt		1
11	88713.0137	Crankshaft gear holder wrench for tightening nut		1
12	88713.1078	Punch tool for driving exhaust valve seat		1
13	88765.1058	Valve lift gauge		1
14	88713.1079	Punch tool for driving intake valve seat		1
15	88765.1000	Fork feeler gauge 0.1 mm		1
15	88765.1005	Fork feeler gauge 0,2 mm		1
15	88765.1006	Fork feeler gauge 0.3 mm		1
16	88765.0999	Timing belt control gauge		1
17	88713.2011	Tool to hold crankshaft in TDC position		1
18	88765.1298	Spacer for checking lower valve shim		1
19	88713.2036	Flywheel Wrench		1
20	88700.5749	Crankcases assembling cap		1
21	88713.1091	Plate for positioning gear engagement fork		1
22	88765.1086	Conversion kit for 2V belts tensioning tool		1
23	88765.1297	T.D.C. control gauge		1

CATALOGUE No: 915.1.259.1B
ISSUED: 03 - 07


NOTES NO.	CODE NO.	DESCRIPTION	VALIDITY	Q.TY 
24	88713.1749	Drive roller puller		1
25	88713.1994	Rocker shaft extractor		1
26	88713.2133	Wrench to hold clutch housing drum steady		1
27	88700.5665	Sleeve for installing clutch bell gear		1
28	88713.2092	Extractor for primary drive gear		1
29	88713.0262	Pin for assembling rocker arms		1
30	88713.2282	Belt roller timing of two-valve head		1
31	88700.5644	Wrench for camshaft pulley ring nut adjustment		1
32	88713.2362	Tool for assembling closing rocker and spring		1
33	88713.0844	Half-rings mounting punch tool		1
34	88713.1215	Torque wrench for timing belt		1
35	88713.2669	Roller cage fitting tool on primary shaft		1

CATALOGUE No: 915.1.259.1B
ISSUED: 03 - 07

DRAWING 001a WORKSHOP SERVICE TOOLS

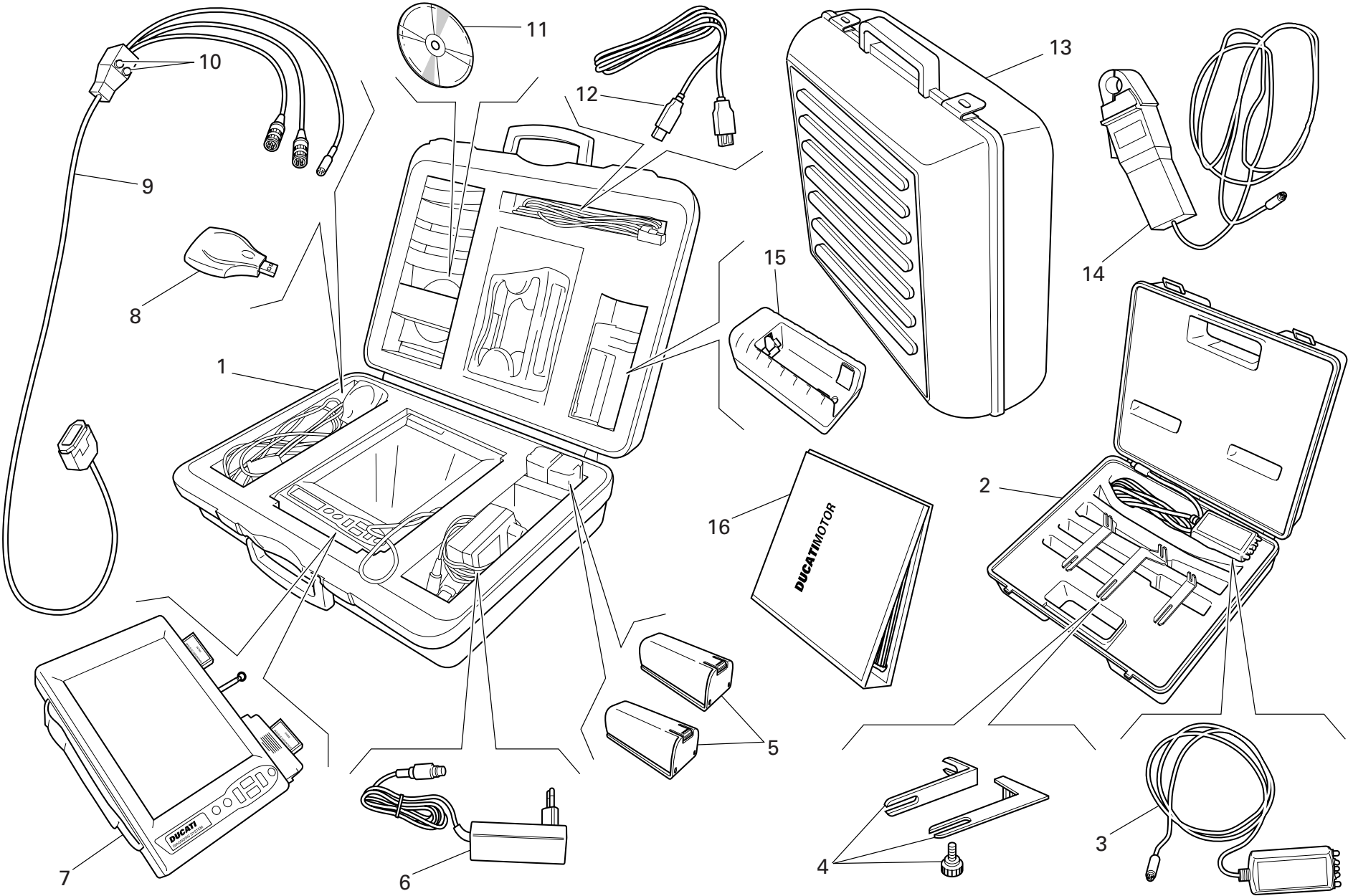


DRAWING 001a WORKSHOP SERVICE TOOLS


NOTES NO.	CODE NO.	DESCRIPTION	VALIDITY	Q.TY
				
1	88713.1072	Stopper for driving the half bearing of the steering head base		1
2	88713.1068	Stopper for assembling the rear fork roller bearings		1
3	677.4.002.1A	Coupling		1
4	88713.1038	Wrench for adjusting the eccentric hub		1
5	88713.1073	Tool for balancing rear wheel		1
6	88713.2409	Tool for assembling the swingarm ball bearings		1
7	88713.1058	Wrench for assembling the steering head cap		1
8	8000.70139	Wrench for front wheel spindle		1
9	88713.1062	Tool for assembling the steering head bearings		1
10	88713.1071	Stopper for assembling the rocker needle bearings		1
11	88713.1096	Tool for overhauling SHOWA forks - assembling seal ring		1
12	88713.0957	Tool for holding SHOWA fork spacer		1
13	88713.1344	Tool for assembling chain		1

NOTES NO.	CODE NO.	DESCRIPTION	VALIDITY	Q.TY
				

DRAWING 001b DDS TESTER

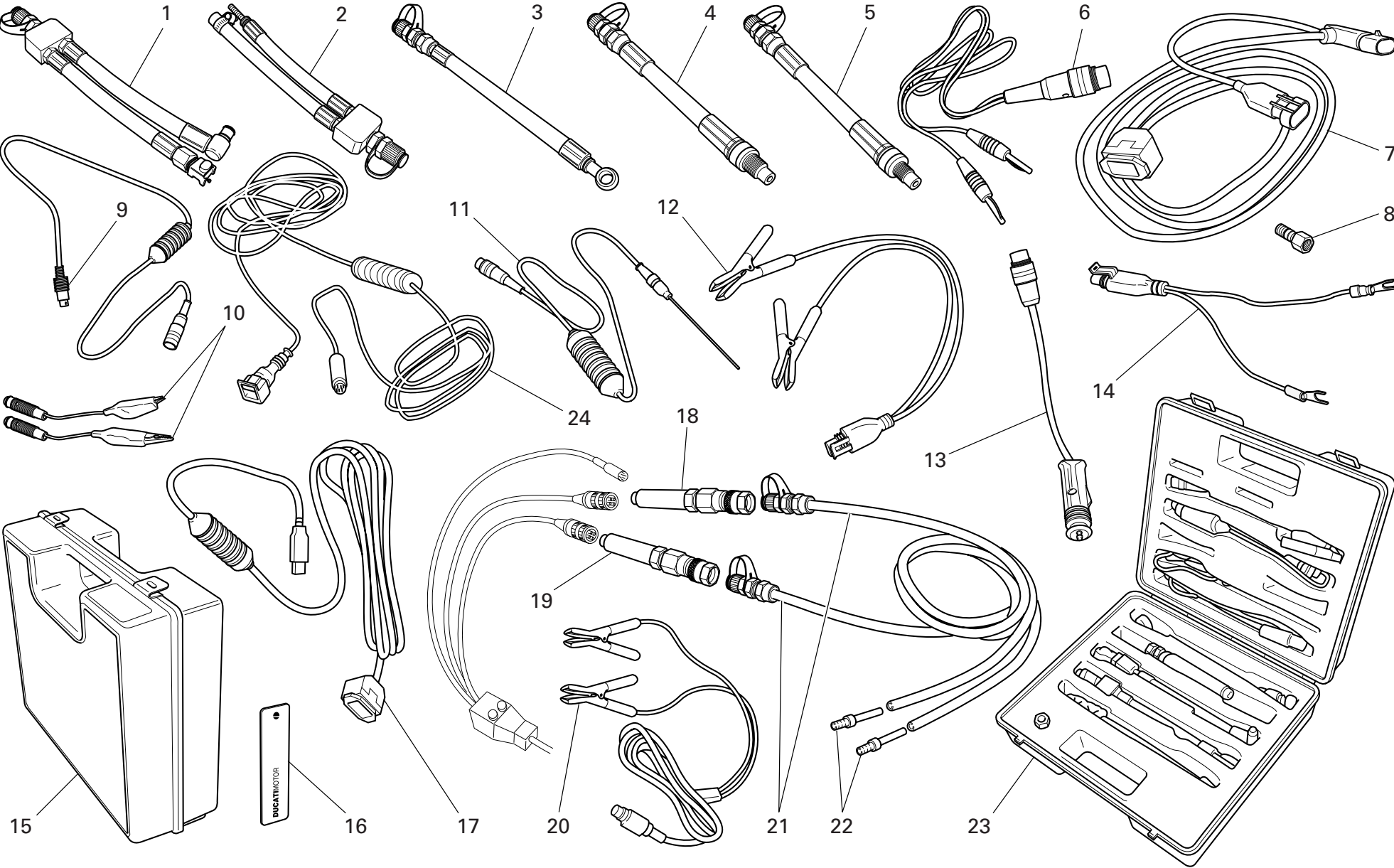


DRAWING 001b DDS TESTER

NOTES NO.	CODE NO.	DESCRIPTION	VALIDITY	Q.TY 
1	97900.0215	DDS (Ducati Diagnosis System) + manifold vacuum meter. kit		1
2	97900.0002	Belt tensioning kit		1
3	88765.1371	Sensor		1
4	88765.1374	Bracket		1
5	97900.0216	Battery		2
6	97900.0224	Feeder		1
7	97900.0211	Bare DDS		1
8	97900.0225	(USB) Memory card reader		1
9	97900.0222	Main cable 1060838		1
10	97900.0219	Fuse		2
11	97900.0223	Software DDS CD		1
12	97900.0226	(USB) Cable extension		1
13	97900.0229	Black case with sponge rubber		1
14	97900.0234	Amperometer plier		1
15	97900.0217	Battery charger		1
16	97900.0232	DDS manual		1

NOTES NO.	CODE NO.	DESCRIPTION	VALIDITY	Q.TY 
-----------	----------	-------------	----------	--

DRAWING 001c WORKSHOP SERVICE TOOLS



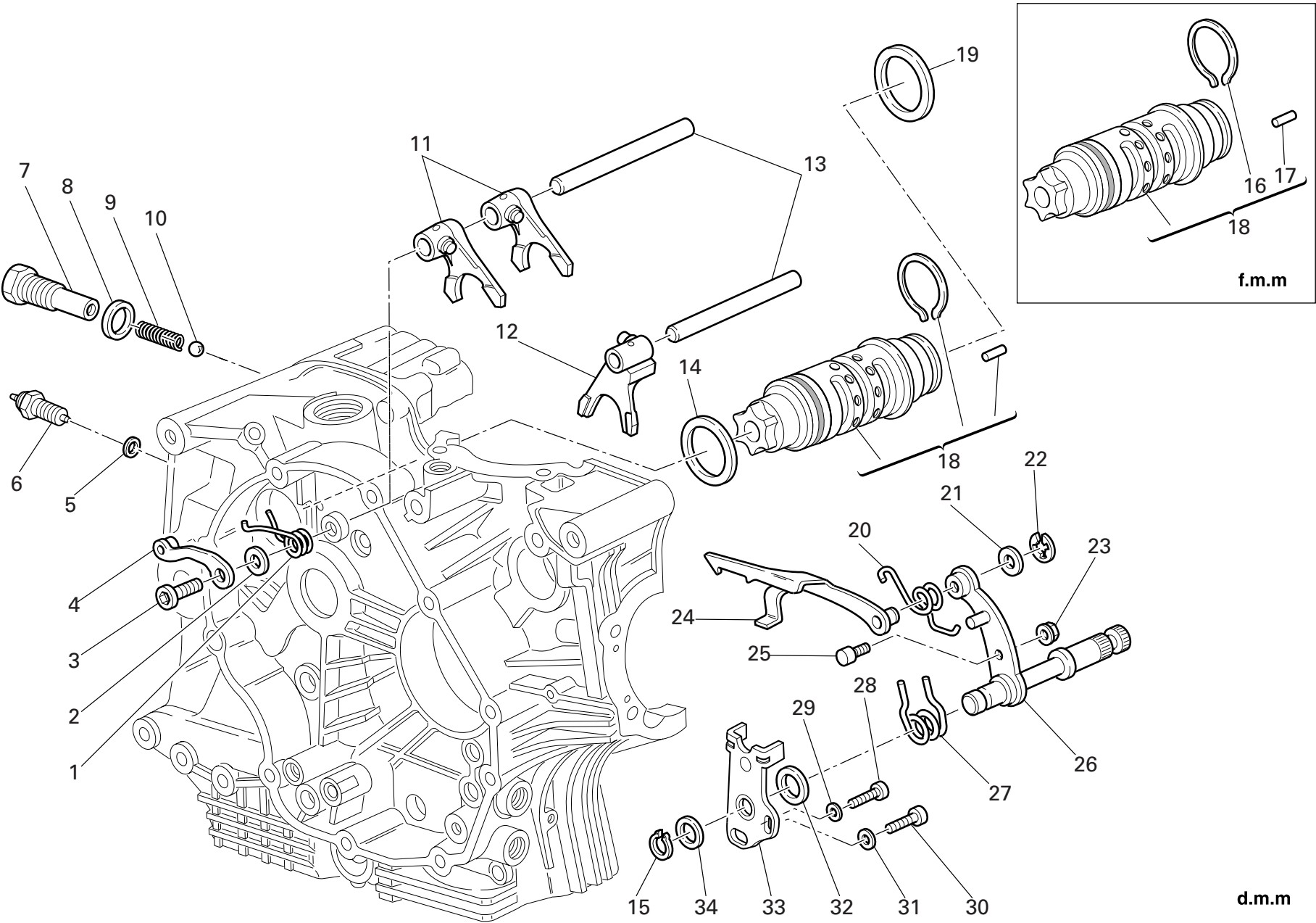
DRAWING 001c WORKSHOP SERVICE TOOLS

NOTES NO.	CODE NO.	DESCRIPTION	VALIDITY	Q.TY 
1	590.1.189.1A	Fuel pressure line HS.		1
2	590.1.190.1A	Fuel pressure line ST/SS/M.		1
3	875.1.065.1A	Oil pressure line		1
4	552.1.037.1A	Fitting - cylinder compression M12		1
5	552.1.038.1A	Fitting - cylinder compression M10		1
6	514.1.037.1A	Cable Volt PF DUC 21		1
7	97900.0227	Main cable D607		1
8	814.1.114.1A	Oil pressure fitting		1
9	514.1.032.1A	Cable for supplementary tests		1
10	514.1.035.1A	Red clamp cable		1
10	514.1.036.1A	Black clamp cable		1
11	552.1.040.1A	Temperature probe		1
12	97900.0228	Battery connection adapter		1
13	514.1.033.1A	Electric lighter connection adapter (ST)		1
14	514.1.038.1A	Battery connection adapter		1
15	698.1.033.1A	Red case with sponge rubber		1
16	88765.1126T	DUCATI sticker RH/LH side		2
17	97900.0231	(USB) Adaptor		1
18	97900.0218	Depressure sensor		1
19	552.1.039.1A	Pressure sensor		1
20	97900.0230	Feeder		1
21	97900.0220	Depressure/pressure line		2
22	97900.0221	Union		4
23	97900.0003	Pressure kit		1
24	88765.1126C	Cable for potentiometer adjustment		1

NOTES NO.	CODE NO.	DESCRIPTION	VALIDITY	Q.TY 
-----------	----------	-------------	----------	--

DRAWING 002

GEARCHANGE CONTROL




d.m.m

DRAWING 002 GEARCHANGE CONTROL

NOTES NO.	CODE NO.	DESCRIPTION	VALIDITY	Q.TY	
1	799.1.049.1A	Return spring		1	
2	852.1.053.2A	Washer		1	
3	779.1.039.1A	Special screw		1	
4	455.2.003.1A	Gear stopper assembly		1	
5	852.5.024.1A	Gasket th.1		1	
6	539.1.021.1B	Switch		1	
7	779.1.203.3A	Special screw		1	
8	0272.91.090	Gasket		1	
9	0660.13.143	Gear selector spring		1	
10	76835.1134	Ball		1	
11	180.1.001.1A	1st,4th-2nd,3rd gear selector fork		2	
12	180.1.002.1A	5th,6th gear selector fork		1	
13	0660.13.070	Fork pin		2	
14	852.1.005.1A	Shim th. 1		1	
15	73500.1542	Circlip		1	
16	882.1.006.1A	Needle retaining ring (square cross-section)		1	
17	821.1.070.1A	Pin		6	
18	182.2.026.3A	Complete gearbox drum	f.m.m.007459	1	
18	182.2.028.1A	Complete gearbox drum	d.m.m.007460	1	
19	0660.13.060	Shim th. 1		1	
19	852.1.094.1A	Shim th. 0.9		1	
20	799.1.025.1A	Fork return spring		1	
21	0400.09.050	Shim th. 0.5		1	
21	0765.92.205	Shim th. 0.2		2	
22	884.5.034.1A	Ring		1	
23	748.1.040.1A	Nut		1	
24	180.1.008.1A	Gearbox drum control fork		1	

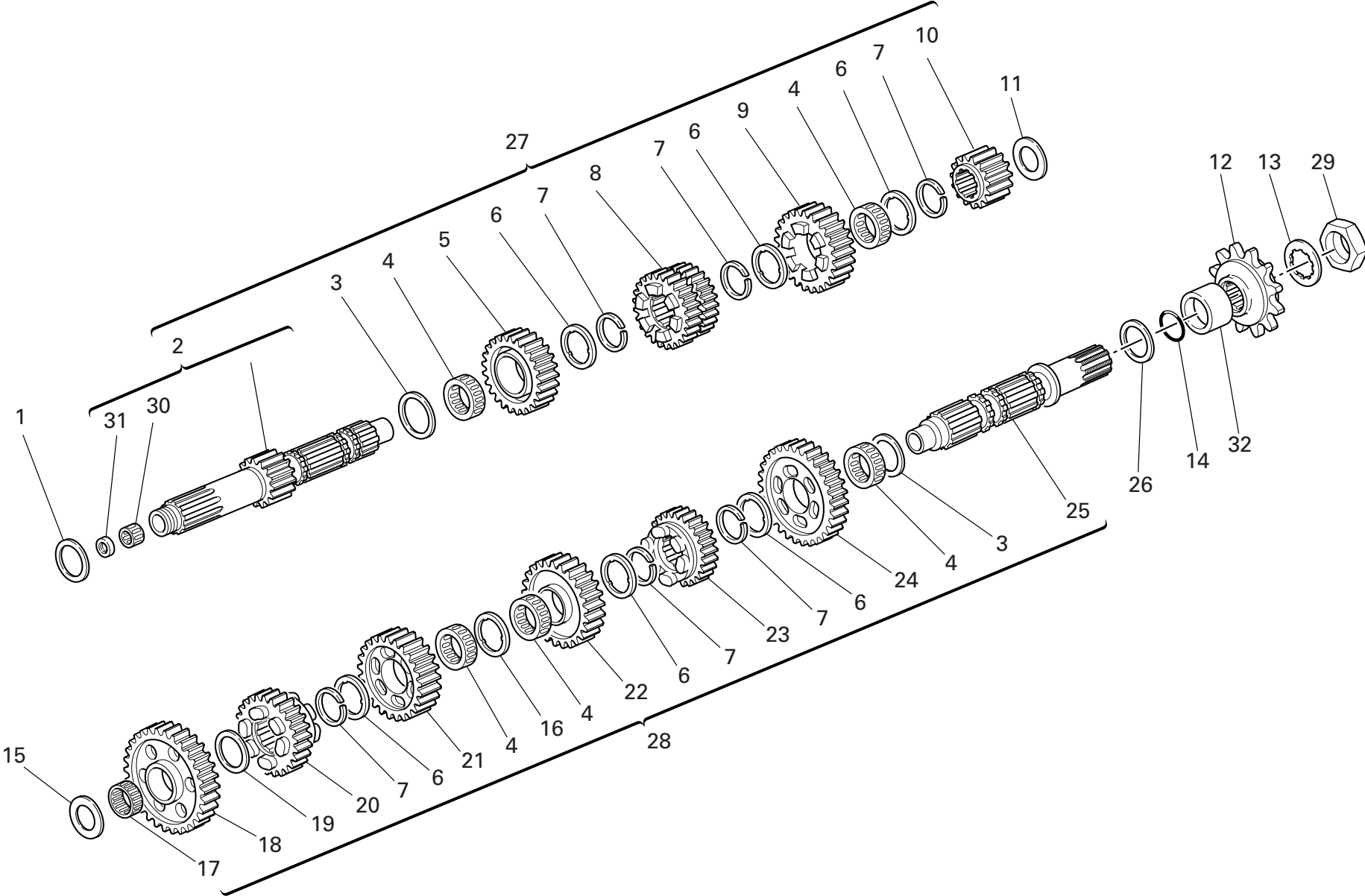
CATALOGUE No: 915.1.259.1B
ISSUED: 03 - 07

NOTES NO.	CODE NO.	DESCRIPTION	VALIDITY	Q.TY	
25	0660.13.165	Gearchange lever pin		1	
26	821.1.001.1A	Pin with gearchange lever		1	
27	0799.13.110	Gearchange lever return spring		1	
28	771.1.026.3A	Screw		1	
29	852.1.172.1A	Washer		1	
30	771.5.123.8B	Screw		1	
31	852.1.174.1A	Washer		1	
32	881.1.012.1A	Centering ring		1	
33	826.1.009.1A	Stopper plate		1	
34	0400.29.125	Shim th. 0.2		2	
34	0400.29.126	Shim th. 0.5		1	

CATALOGUE No: 915.1.259.1B
ISSUED: 03 - 07

DRAWING 003

GEARBOX



DRAWING 003 GEARBOX

NOTES NO.	CODE NO.	DESCRIPTION	VALIDITY	Q.TY
1	0251.47.054	Shim th. 1.2		1
2	149.1.004.1A	Gearbox main shaft		1
3	0670.16.150	Shim th. 0.5		2
4	701.4.005.1A	Needle bearing		5
5	172.1.004.3A	Driving gear 5th sp.		1
6	856.1.001.1A	Grooved washer th. 0.5		6
7	0670.16.145	Snap ring		6
8	172.1.003.3A	Driving gear 3rd/4th sp.		1
9	172.1.005.3A	Driving gear 6th sp.		1
10	172.1.002.1B	Driving gear 2nd sp.		1
11	713.1.014.1E	Shim th. 1.6		1
12	449.1.045.1A	Front sprocket w/rubber protection Z=15		1
13	851.1.004.1A	Lock washer		1
14	930.4.023.1A	O-ring		1
15	713.1.266.1A	Spacer th. 3,15		1
16	856.1.031.1A	Grooved washer th. 0.5		1
17	76402.0002	Needle bearing		1
18	172.1.218.2A	Driven gear 1st sp.		1
19	0670.16.155	Shim th. 1		1
20	172.1.010.3A	Driven gear 5th sp.		1
21	172.1.009.1A	Driven gear 4th sp.		1
22	172.1.008.1A	Driven gear 3rd sp.		1
23	172.1.011.3A	Driven gear 6th sp.		1
24	172.1.219.2A	Driven gear 2nd sp.		1
25	149.1.061.1A	Gearbox lay shaft		1
26	0670.16.170	Shim th. 0.8		1
27	150.2.072.2A	Complete main shaft		1

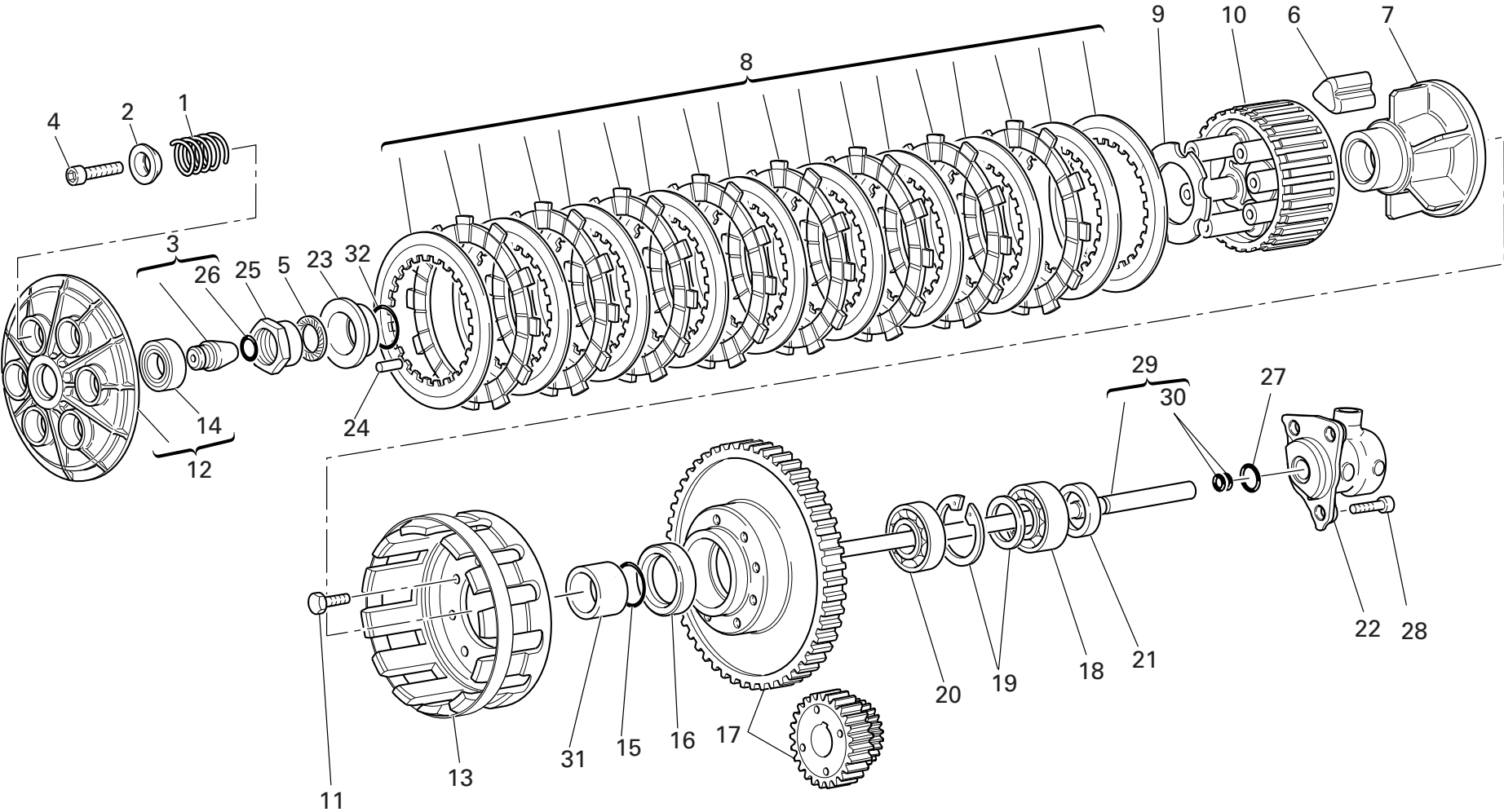
CATALOGUE No: 915.1.259.1B
ISSUED: 03 - 07

NOTES NO.	CODE NO.	DESCRIPTION	VALIDITY	Q.TY
28	150.2.063.2A	Gearbox lay shaft		1
29	750.1.007.1A	Nut		1
30	702.5.044.1A	Needle bearing		1
31	930.4.049.1A	Seal ring		1
32	713.1.157.1A	Spacer		1

CATALOGUE No: 915.1.259.1B
ISSUED: 03 - 07

DRAWING 004


CLUTCH



DRAWING 004 CLUTCH

NOTES NO.	CODE NO.	DESCRIPTION	VALIDITY	Q.TY 
1	799.1.253.1A	Clutch spring		6
2	841.1.054.1A	Retainer		6
3	818.2.009.1A	Clutch control pin		1
4	771.5.043.8B	Screw		6
5	851.4.001.1A	Lock washer		1
6	764.1.003.1B	Rubber pad		12
7	162.1.001.1B	Plate holder hub		1
8	190.2.018.1A	Clutch plates set		1
9	851.1.001.1B	Lock washer		1
10	196.1.001.2B	Clutch drum		1
11	70610.8120	Screw		8
12	194.2.015.2A	Pressure plate		1
13	198.1.029.1A	Clutch housing		1
14	702.5.016.1A	Bearing		1
15	463.2.053.7A	O-ring		1
16	930.4.035.1A	Seal ring		1
17	170.2.117.1A	Clutch/crankshaft gears pair		1
18	75113.2566	Bearing		1
19	881.2.001.1A	Circlip - spacer		1
20	702.4.017.1A	Bearing		1
21	0660.16.145	Spacer		1
22	195.4.003.1A	Piston assembly		1
23	710.1.002.1A	Bush		1
24	74224.0570	Pin		1
25	750.1.002.1B	Nut		1
26	886.4.118.1A	O-ring		1
27	886.4.043.1A	O-ring		1

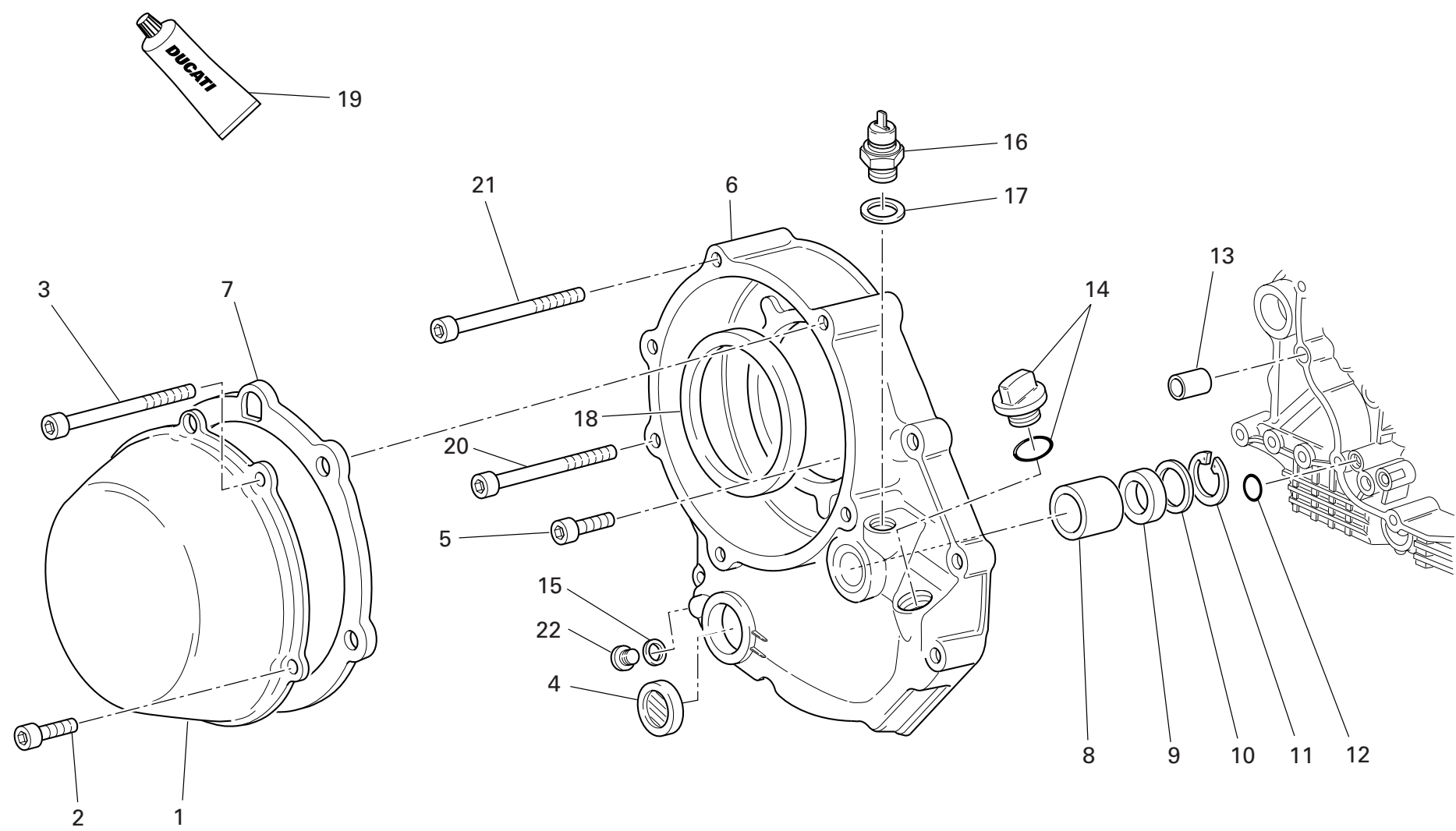
CATALOGUE No: 915.1.259.1B
ISSUED: 03 - 07

NOTES NO.	CODE NO.	DESCRIPTION	VALIDITY	Q.TY 
28	771.5.065.8B	Screw		3
29	117.2.006.1A	Clutch control rod		1
30	93823.2018	O-ring		2
31	713.1.012.1B	Spacer		1
32	93823.0128	O-ring		1

CATALOGUE No: 915.1.259.1B
ISSUED: 03 - 07

DRAWING 005

CLUTCH-SIDE CRANKCASE COVER



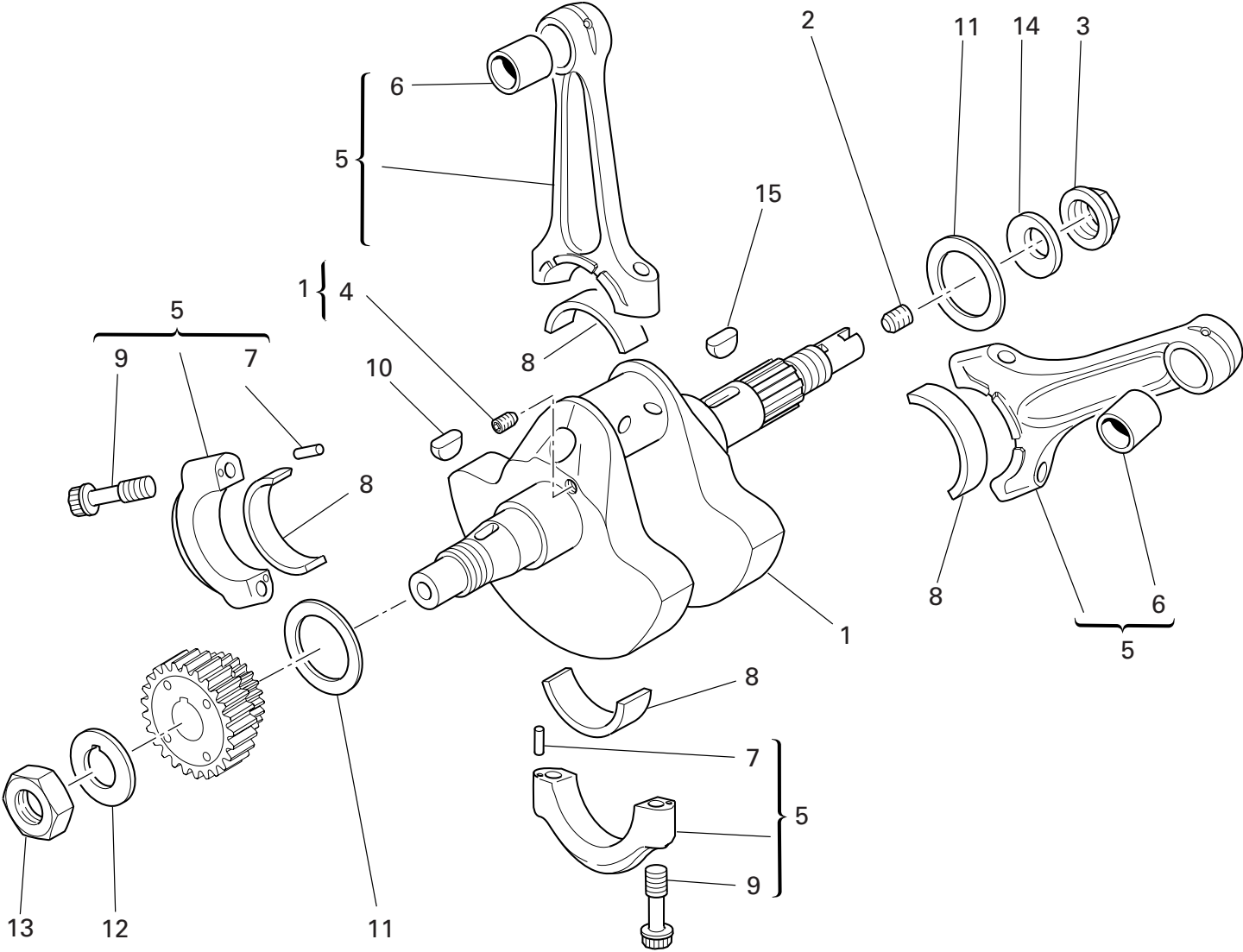
DRAWING 005 CLUTCH-SIDE CRANKCASE COVER

NOTES NO.	CODE NO.	DESCRIPTION	VALIDITY	Q.TY
1	243.1.025.1AG	Clutch protection cover		1
2	771.1.026.1A	Screw		2
3	771.1.027.1A	Screw		2
4	254.4.001.2A	Oil level sight glass		1
5	771.5.069.8B	Screw		5
6	243.2.115.1AC	Clutch protection cover (GOLD)		1
7	788.1.052.1A	Clutch cover gasket		1
8	0665.49.680	Bush		1
9	930.4.091.1A	Seal ring		1
10	852.1.008.1A	Shim th. 0.5		1
11	884.5.035.1A	Circlip		1
12	93827.0114	O-ring		1
13	711.1.160.1A	Locating bush		1
14	893.2.013.1A	Complete cap		1
15	852.5.024.1A	Gasket th.1		1
16	539.4.030.2A	Switch		1
17	852.1.195.1A	Gasket th.2		1
18	930.4.034.1A	Ring		1
19	94247.0014	Fluid sealant		1
20	771.5.078.8B	Screw		1
21	771.5.079.8B	Screw		1
22	780.5.001.1A	Cap		1

NOTES NO.	CODE NO.	DESCRIPTION	VALIDITY	Q.TY
-----------	----------	-------------	----------	------

DRAWING 006


CONNECTING RODS



DRAWING 006 CONNECTING RODS

NOTES NO.	CODE NO.	DESCRIPTION	VALIDITY	Q.TY
				
1	146.2.091.1A	Crankshaft		1
2	779.1.109.1A	Special screw		1
3	750.1.012.2A	Nut		1
4	72121.2106	Threaded dowel		1
5	158.2.012.1A	Connecting rods pair		1
6	711.1.007.1A	Bush		2
7	74224.0570	Pin		4
8	112.1.012.1AB	Half-bearing (BLUE)		2
8	112.1.012.1AC	Half-bearing (YELLOW)		2
9	779.1.007.2A	Special screw		4
10	74172.1008	Woodruff key		1
11	852.1.104.1A	Shim th. 1.9		2
11	852.1.104.1B	Shim th. 1.95		2
11	852.1.104.1H	Shim th. 2.25		2
11	852.1.104.1K	Shim th. 2,4		2
11	852.1.104.1L	Shim th. 2,45		2
11	852.1.104.1M	Shim th. 2.5		2
11	852.1.104.1N	Shim th. 2.55		2
11	852.1.104.2C	Shim th. 2		2
11	852.1.104.2D	Shim th. 2,05		2
11	852.1.104.2E	Shim th. 2,1		2
11	852.1.104.2F	Shim th. 2,15		2
11	852.1.104.2G	Shim th. 2.2		2
11	852.1.104.2I	Shim th. 2.3		2
11	852.1.104.2J	Shim th. 2.35		2
12	851.1.019.1A	Lock washer		1
13	0660.47.040	Nut		1

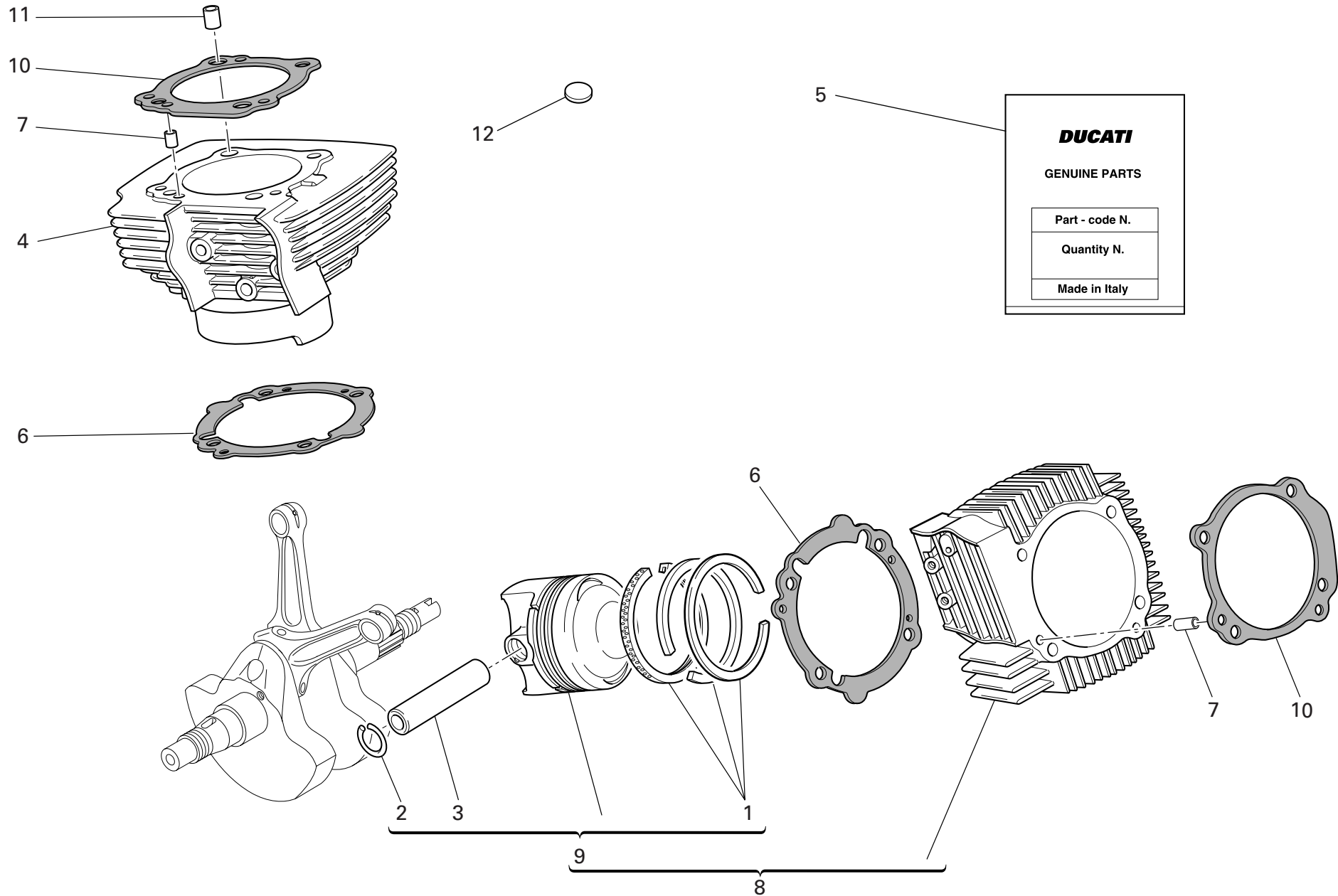
CATALOGUE No: 915.1.259.1B
ISSUED: 03 - 07

NOTES NO.	CODE NO.	DESCRIPTION	VALIDITY	Q.TY
				
14	799.1.051.2A	Spring washer		1
15	0755.29.025	Woodruff key		1

CATALOGUE No: 915.1.259.1B
ISSUED: 03 - 07

DRAWING 007

CYLINDERS - PISTONS



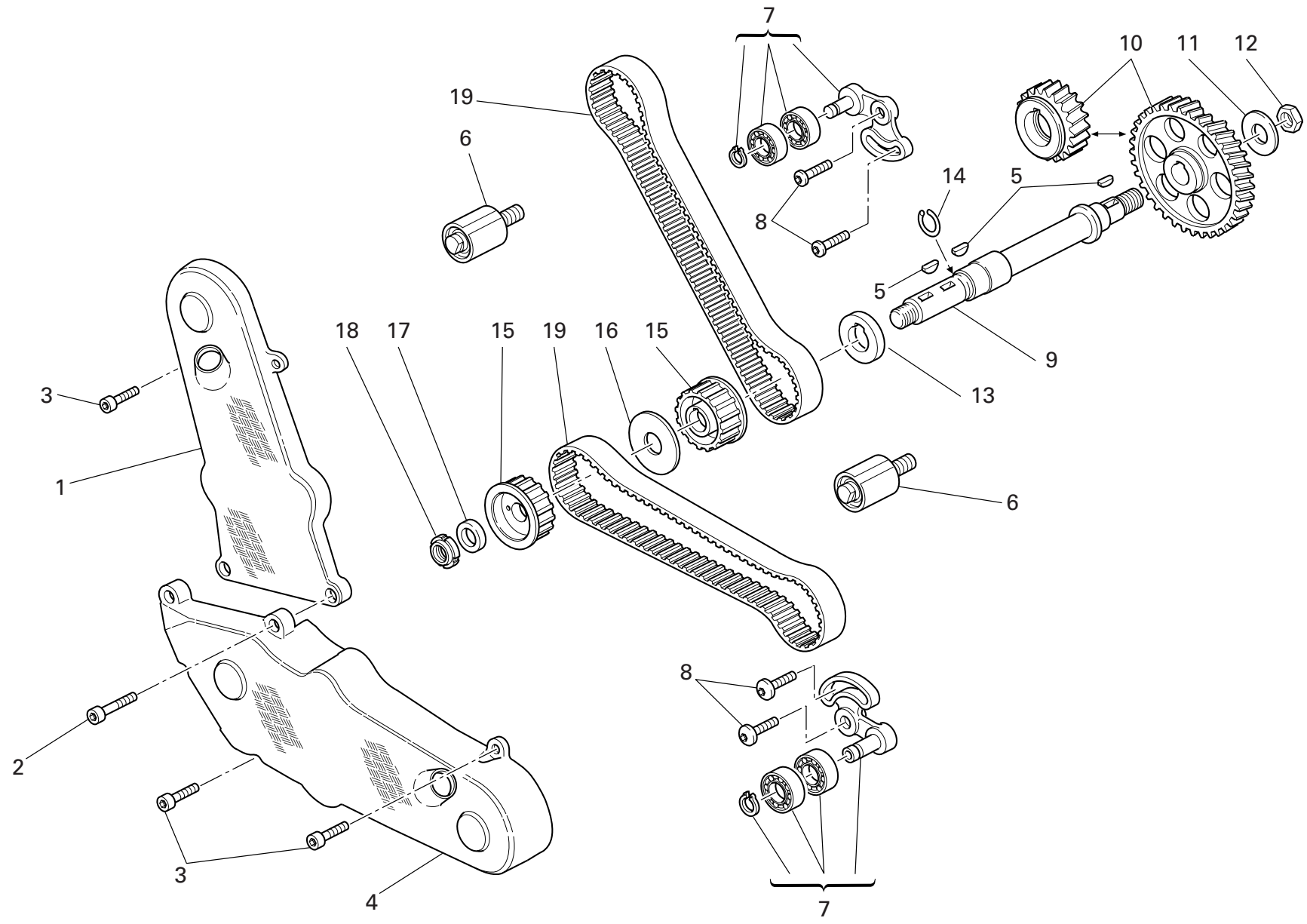
DRAWING 007 CYLINDERS - PISTONS

NOTES NO.	CODE NO.	DESCRIPTION	VALIDITY	Q.TY
1	121.2.045.1A	Piston rings set		1
2	884.4.011.1A	Piston pin circlip		4
3	121.1.127.1A	Piston pin		2
4	120.2.146.1A	Vertical cylinder-piston fit		1
5	791.2.043.1A	Head-cylinder gaskets set		1
6	786.1.086.1A	Cylinder-crankcase gasket th. 0.4		2
7	711.1.172.1A	Bush		2
8	120.2.145.1A	Horizontal cylinder-piston fit		1
9	122.2.144.1A	Complete piston		2
10	786.1.098.1A	Head-cylinder gasket		2
11	711.1.126.1A	Bush		4
12	700.1.040.1A	Vibration damper pad		41


NOTES NO.	CODE NO.	DESCRIPTION	VALIDITY	Q.TY
-----------	----------	-------------	----------	------

DRAWING 008

TIMING SYSTEM



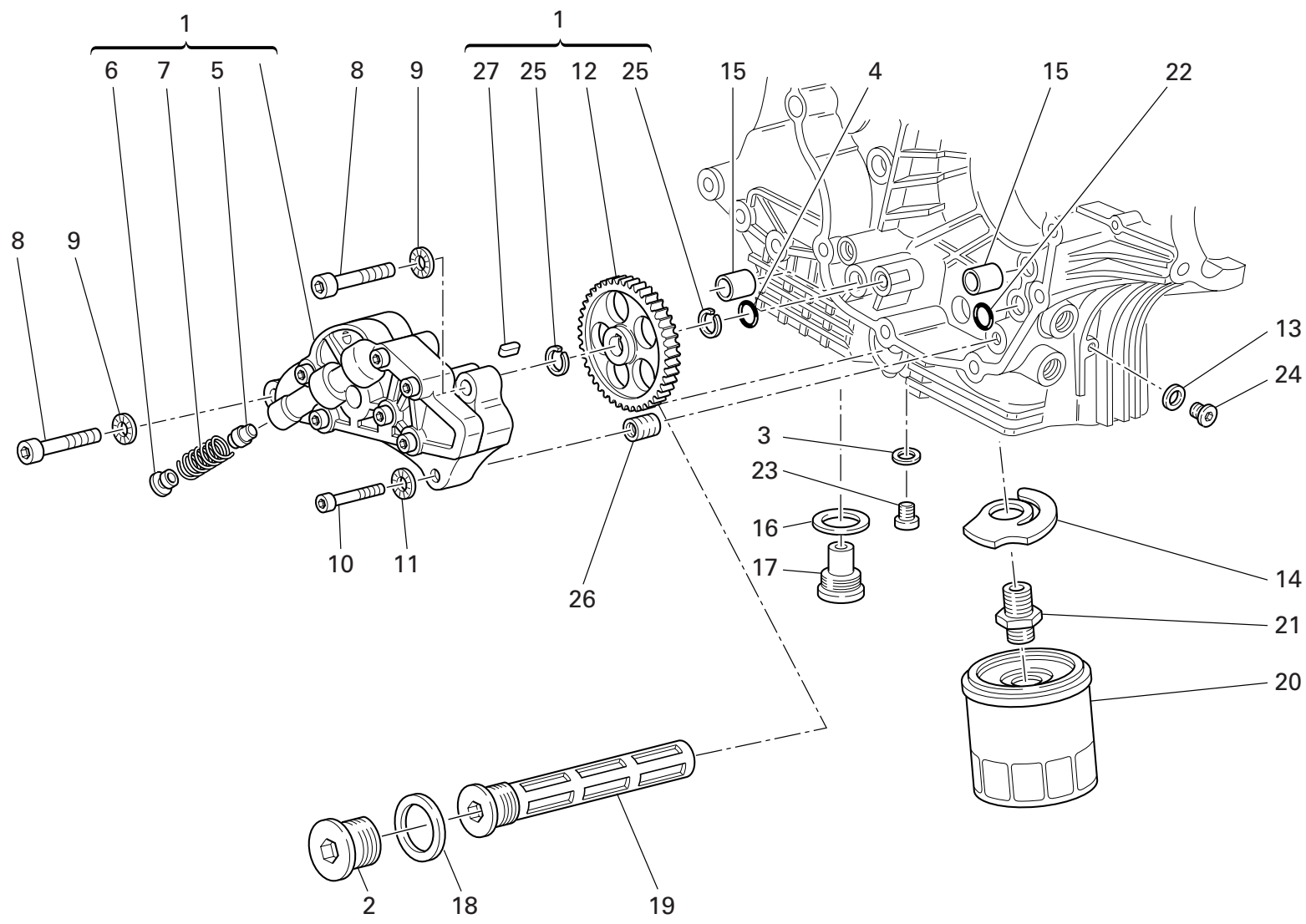
DRAWING 008 TIMING SYSTEM

NOTES NO.	CODE NO.	DESCRIPTION	VALIDITY	Q.TY 
1	245.1.058.1B	Vertical timing belt cover (CARBON)		1
2	771.5.072.8B	Screw		2
3	771.5.066.8B	Screw		5
4	245.1.059.1B	Horizontal timing belt cover (CARBON)		1
5	0755.29.025	Woodruff key		3
6	451.2.021.1A	Fixed tensioner assembly		2
7	451.2.020.1A	Complete vertical cylinder tensioner roller		2
8	772.1.010.3A	Screw		4
9	147.1.026.1A	Lay shaft		1
10	171.2.075.1B	Timing gears pair		1
11	851.1.013.1A	Lock washer		1
12	0124.40.060	Hexagon nut		1
13	716.1.073.2A	Spacer		1
14	882.1.003.1A	Snap ring		1
15	255.1.023.2A	Timing belt roller		2
16	856.1.062.2A	Belt roller separating washer		1
17	716.1.099.1A	Spacer		1
18	703.5.006.2A	Elastic-stop ring nut		1
19	737.4.021.1A	Timing drive toothed belt		2


NOTES NO.	CODE NO.	DESCRIPTION	VALIDITY	Q.TY 
-----------	----------	-------------	----------	--

DRAWING 009

FILTERS AND OIL PUMP



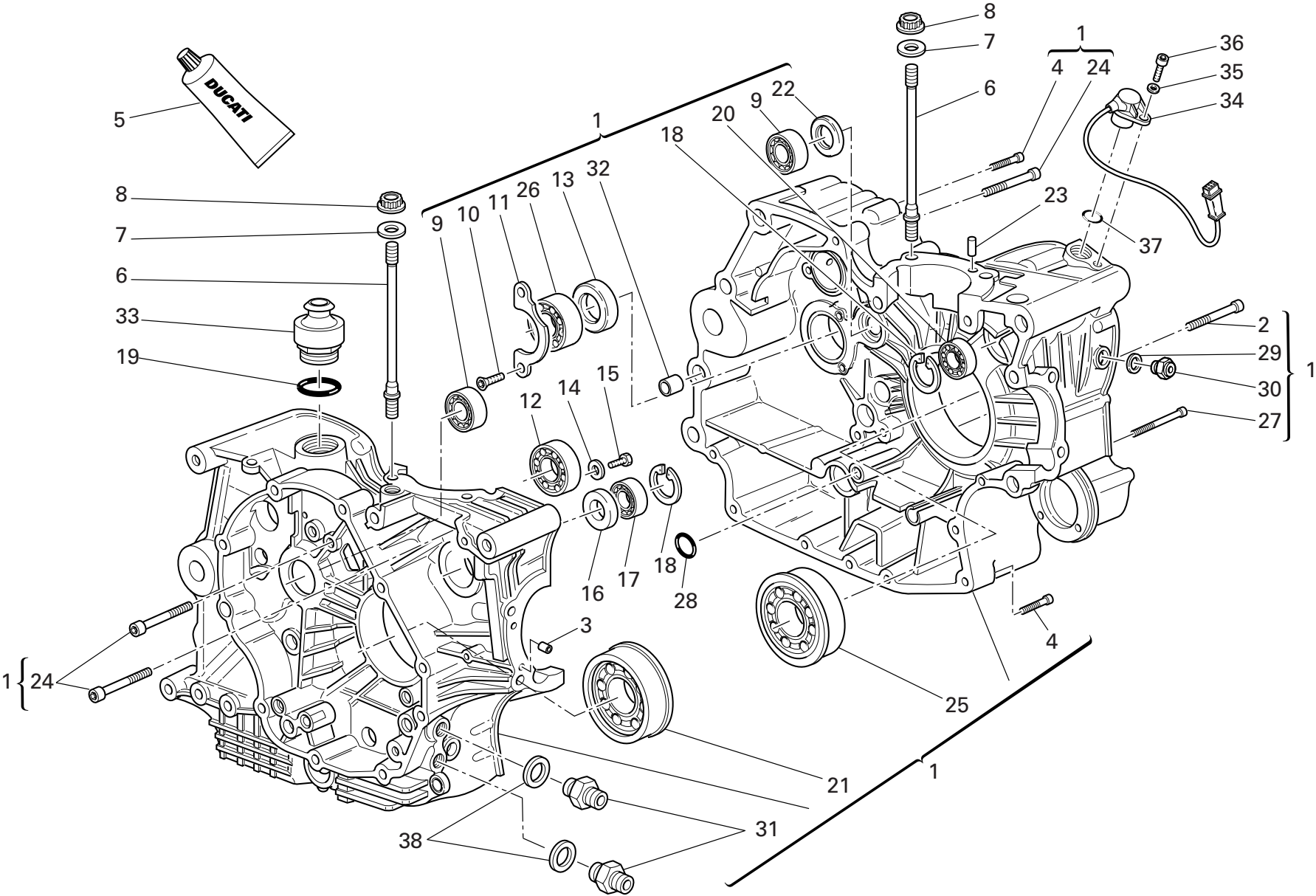
DRAWING 009 FILTERS AND OIL PUMP

NOTES NO.	CODE NO.	DESCRIPTION	VALIDITY	Q.TY 
1	174.2.038.1A	Complete oil pump		1
2	873.1.037.1A	Cap		1
3	852.1.120.1A	Aluminium gasket		1
4	886.4.037.1A	O-ring		1
5	593.1.018.1A	Bypass valve		1
6	780.1.018.1A	Bypass cap		1
7	799.1.055.1A	Bypass spring		1
8	771.5.129.8B	Screw		2
9	852.1.174.1A	Washer		2
10	771.5.069.8B	Screw		1
11	852.1.172.1A	Washer		1
12	174.1.038.1A	Pump drive gear		1
13	852.1.195.1A	Gasket th.2		1
14	799.2.077.2A	Bypass spring		1
15	0759.49.280	Locating bush		2
16	220.3.208.3A	Gasket		1
17	780.2.047.1A	Oil drain plug with magnet		1
18	852.5.005.1A	Gasket th.1,5		1
19	894.2.009.1A	Oil filter		1
20	444.4.003.4A	Oil filter cartridge		1
21	815.1.028.1A	Nipple		1
22	93827.0114	O-ring		1
23	779.1.198.2A	Cap		1
24	779.1.162.2A	Cap		1
25	884.5.039.1A	Circlip		2
26	0670.49.310	Reduction bush		1
27	680.1.001.1B	Woodruff key		1

NOTES NO.	CODE NO.	DESCRIPTION	VALIDITY	Q.TY 
-----------	----------	-------------	----------	--

DRAWING 010


CRANKCASE HALVES



DRAWING 010 CRANKCASE HALVES

NOTES NO.	CODE NO.	DESCRIPTION	VALIDITY	Q.TY 
1	225.2.212.1A	Complete half-crankcases pair		1
2	779.1.029.2A	Special screw		1
3	711.1.128.1A	Bush		2
4	771.5.072.8B	Screw		7
5	94247.0014	Fluid sealant		1
6	766.1.059.1A	Stud bolt for fastening head cylinder		8
7	856.1.064.2A	Special washer		8
8	748.1.050.1A	Nut		8
9	702.4.033.1A	Bearing		2
10	72094.1616	Screw		2
11	826.1.012.1A	Keep plate		1
12	702.5.019.1A	Bearing		1
13	930.4.022.1A	Seal ring		1
14	713.1.140.1A	Spacer		2
15	770.5.250.8B	Screw		2
16	93785.1830	Seal ring		1
17	75794.1542	Bearing		1
18	73503.3380	Circlip		2
19	93823.3156	O-ring		1
20	702.5.008.1A	Bearing		1
21	702.4.093.1A	Bearing		1
22	0370.49.250	Washer		1
23	860.1.004.1A	Locating dowel		2
24	771.5.136.8B	Screw		6
25	702.4.092.1A	Bearing		1
26	702.4.013.1A	Bearing		1
27	771.5.080.8B	Screw		2

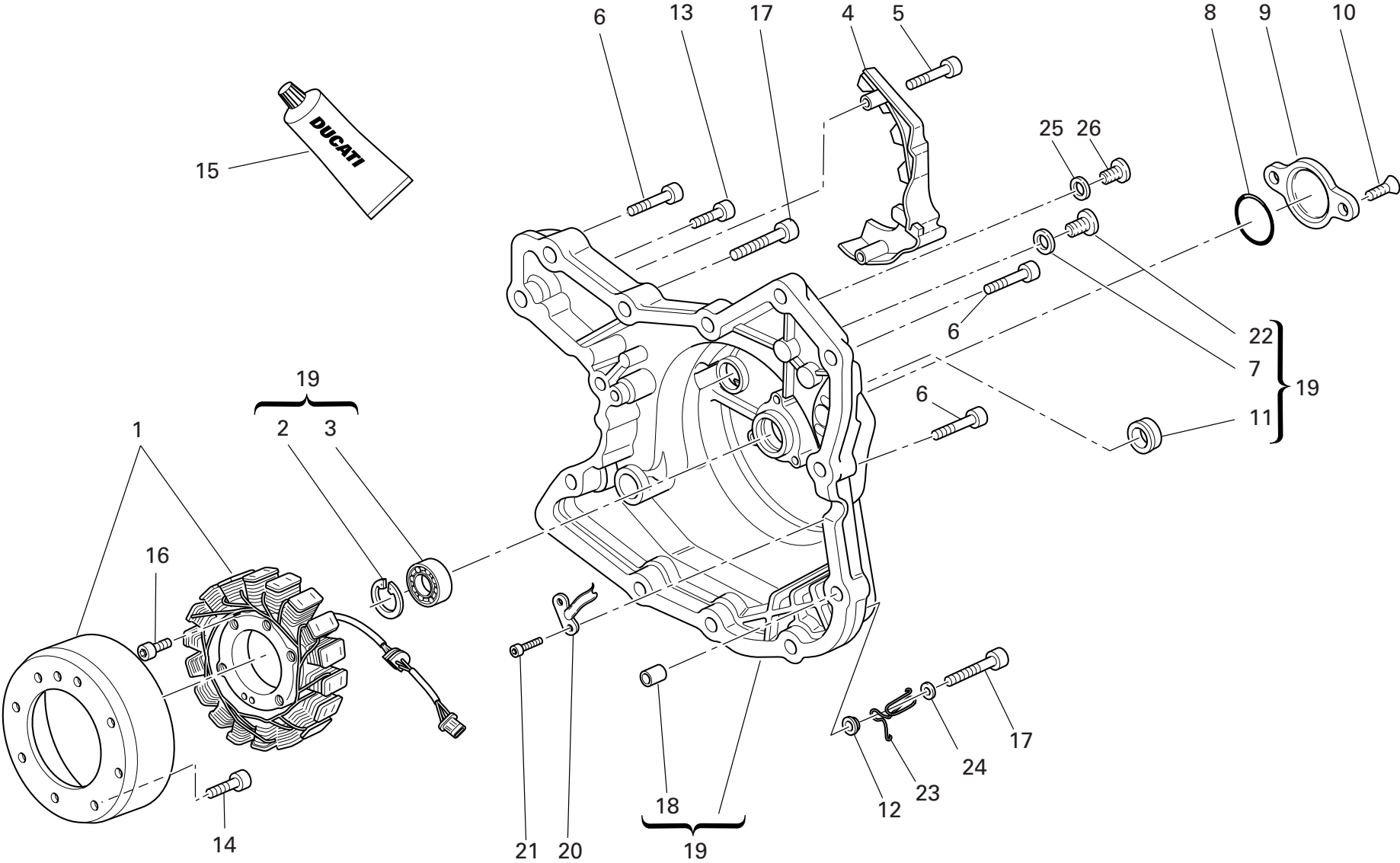
CATALOGUE No: 915.1.259.1B
ISSUED: 03 - 07

NOTES NO.	CODE NO.	DESCRIPTION	VALIDITY	Q.TY 
28	93827.0114	O-ring		1
29	852.5.026.1A	Aluminium gasket th.1,5		1
30	779.1.434.1A	Special screw		1
31	815.1.022.1A	Nipple		2
32	711.1.095.1A	Bush		2
33	593.1.003.1B	Breather valve		1
34	552.4.132.1A	Sensor		1
35	853.1.003.1A	Spring washer		1
36	771.5.066.8B	Screw		1
37	886.4.033.1A	O-ring		1
38	787.1.011.1A	Aluminium gasket th.2		2

CATALOGUE No: 915.1.259.1B
ISSUED: 03 - 07

DRAWING 011

ALTERNATOR-SIDE CRANKCASE COVER



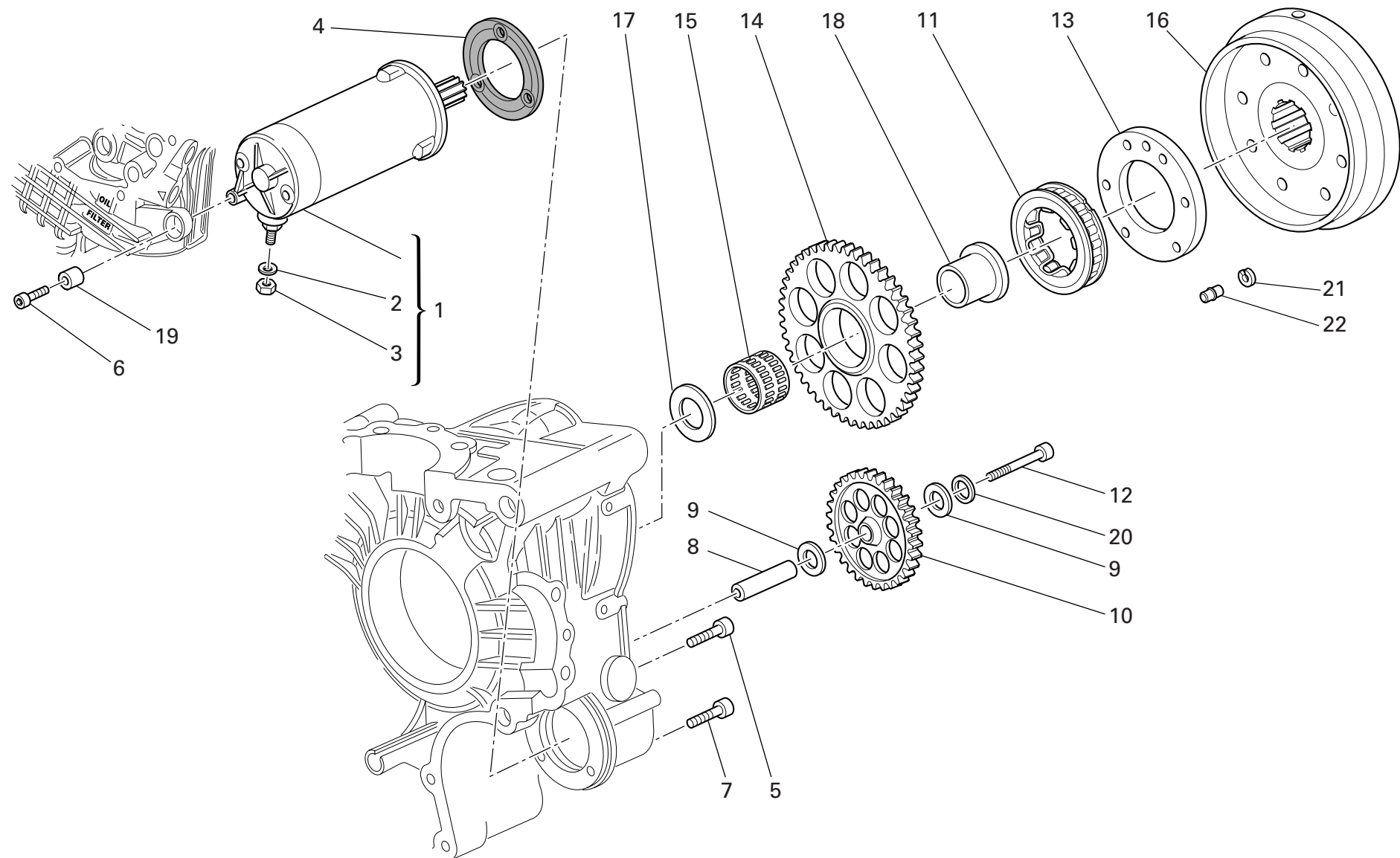
DRAWING 011 ALTERNATOR-SIDE CRANKCASE COVER

NOTES NO.	CODE NO.	DESCRIPTION	VALIDITY	Q.TY 
1	264.4.014.3B	Generator "DENSO"		1
2	73503.3380	Circlip		1
3	702.5.008.1A	Bearing		1
4	247.1.203.1A	Chain cover (BLACK)		1
5	771.5.665.8B	Screw		2
6	771.5.069.8B	Screw		10
7	852.1.120.1A	Aluminium gasket		1
8	886.4.035.1A	O-ring		1
9	247.1.210.1AC	Cover		1
10	777.5.049.8B	Screw		2
11	93783.1524	Seal ring		1
12	713.1.365.1A	Spacer		1
13	771.5.067.8B	Screw		2
14	779.4.075.1A	Screw		8
15	94247.0014	Fluid sealant		1
16	771.5.073.8B	Screw		3
17	771.5.071.8B	Screw		2
18	711.1.160.1A	Locating bush		2
19	242.2.077.1AC	Generator cover (GOLD)		1
20	830.1.284.1A	Bracket		1
21	771.5.040.8B	Screw		2
22	779.1.198.2A	Cap		1
23	881.1.051.1A	Holder		1
24	852.1.176.1A	Washer		1
25	852.5.026.1A	Aluminium gasket th.1,5		1
26	779.1.026.2A	Screw		1


NOTES NO.	CODE NO.	DESCRIPTION	VALIDITY	Q.TY 
-----------	----------	-------------	----------	--

DRAWING 012

ELECTRIC STARTING AND IGNITION



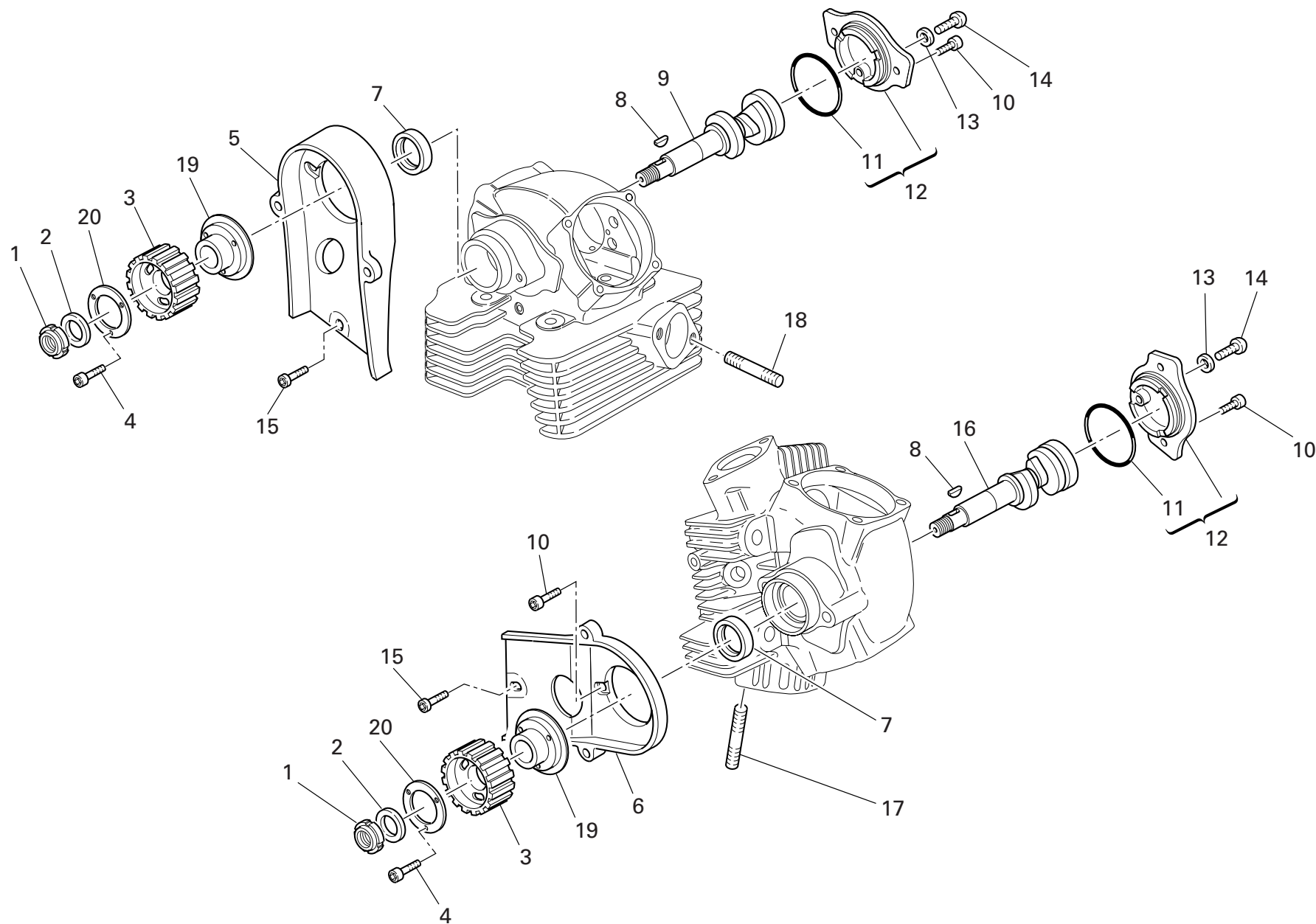
DRAWING 012 ELECTRIC STARTING AND IGNITION

NOTES NO.	CODE NO.	DESCRIPTION	VALIDITY	Q.TY 
1	270.4.010.1A	Complete starter motor		1
2	853.1.003.1A	Spring washer		1
3	750.1.121.1A	Nut		1
4	788.1.054.2A	Starter motor gasket		1
5	771.5.066.8B	Screw		2
6	771.5.071.8B	Screw		1
7	771.5.069.8B	Screw		1
8	821.1.279.1A	Intermediate gear pin		1
9	856.1.071.1A	Washer		2
10	176.1.020.1A	Intermediate gear assembly		1
11	701.4.008.1A	Starter clutch		1
12	771.1.027.1A	Screw		1
13	160.1.097.1A	Flange		1
14	173.1.022.1A	Electric starter driven gear		1
15	702.4.018.1A	Needle bearing		1
16	276.1.025.1C	Ignition flywheel		1
17	856.1.075.1A	Shim		1
18	881.1.034.1A	Inner ring		1
19	700.1.036.1A	Flexible bush		1
20	856.1.121.1A	Washer		1
21	882.1.012.1A	Check ring		1
22	863.1.002.1A	Locating pin		1


NOTES NO.	CODE NO.	DESCRIPTION	VALIDITY	Q.TY 
-----------	----------	-------------	----------	--

DRAWING 013

CYLINDER HEAD : TIMING SYSTEM



DRAWING 013 CYLINDER HEAD : TIMING SYSTEM

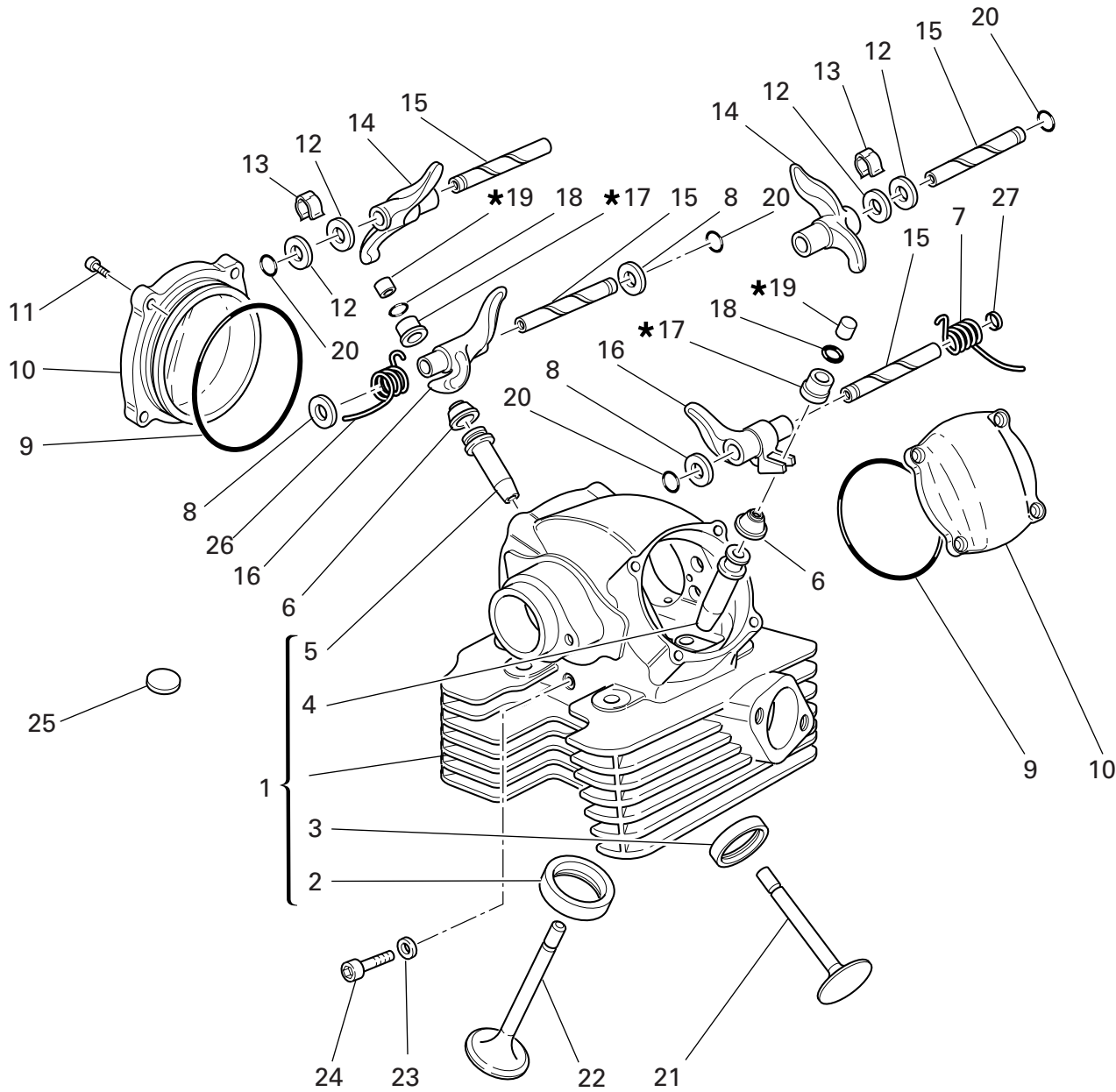
NOTES NO.	CODE NO.	DESCRIPTION	VALIDITY	Q.TY
				
1	703.5.006.2A	Elastic-stop ring nut		2
2	852.1.173.1A	Washer		2
3	255.1.024.2A	Timing belt roller		2
4	779.5.030.2A	Screw		6
5	245.1.030.1A	Vertical belt inner cover		1
6	245.1.031.1A	Horizontal belt inner cover		1
7	930.4.061.1A	Seal ring		2
8	74172.1008	Woodruff key		2
9	148.1.285.2A	Vertical head camshaft		1
10	771.5.066.8B	Screw		7
11	886.4.060.1A	O-ring		2
12	235.2.037.1AD	Side cap		2
13	852.1.197.1A	Copper gasket		2
14	775.1.036.1A	Screw		2
15	773.5.065.8B	Screw		2
16	148.1.284.2A	Horizontal head camshaft		1
17	766.4.017.2A	Stud bolt		4
18	766.4.018.1A	Stud bolt		4
19	160.1.105.1A	Flange		2
20	856.1.074.2A	Special washer		2

NOTES NO.	CODE NO.	DESCRIPTION	VALIDITY	Q.TY
				

DRAWING 014


VERTICAL CYLINDER HEAD

19	17
Registro bilanc. apertura Adjustment R�glage Ventilk�ppchen	Registro bilanc. chiusura Adjustment R�glage Ventilk�ppchen
840.1.031.1A - 1,8	840.1.041.1B - 2,20
840.1.032.1A - 1,85	840.1.042.1B - 2,25
840.1.033.1A - 1,9	840.1.043.1B - 2,30
840.1.034.1A - 1,95	840.1.044.1B - 2,35
840.1.001.1A - 2,0	840.1.045.1B - 2,40
840.1.002.1A - 2,05	840.1.046.1B - 2,45
840.1.003.1A - 2,1	840.1.047.1B - 2,5
840.1.004.1A - 2,15	840.1.048.1B - 2,55
840.1.005.1A - 2,2	840.1.049.1B - 2,6
840.1.006.1A - 2,25	840.1.050.1B - 2,65
840.1.007.1A - 2,3	840.1.051.1B - 2,7
840.1.008.1A - 2,35	840.1.052.1B - 2,75
840.1.009.1A - 2,4	840.1.053.1B - 2,8
840.1.010.1A - 2,45	840.1.054.1B - 2,85
840.1.011.1A - 2,5	840.1.055.1B - 2,9
840.1.012.1A - 2,55	840.1.056.1B - 2,95
840.1.013.1A - 2,6	840.1.057.1B - 3,0
840.1.014.1A - 2,65	840.1.058.1B - 3,05
840.1.015.1A - 2,7	840.1.059.1B - 3,1
840.1.016.1A - 2,75	
840.1.017.1A - 2,8	
840.1.018.1A - 2,85	
840.1.019.1A - 2,9	
840.1.020.1A - 2,95	
840.1.021.1A - 3,0	
840.1.022.1A - 3,05	
840.1.023.1A - 3,1	
840.1.024.1A - 3,15	
840.1.025.1A - 3,2	
840.1.026.1A - 3,25	
840.1.027.1A - 3,3	
840.1.028.1A - 3,35	
840.1.029.1A - 3,4	
840.1.030.1A - 3,45	




DRAWING 014

VERTICAL CYLINDER HEAD

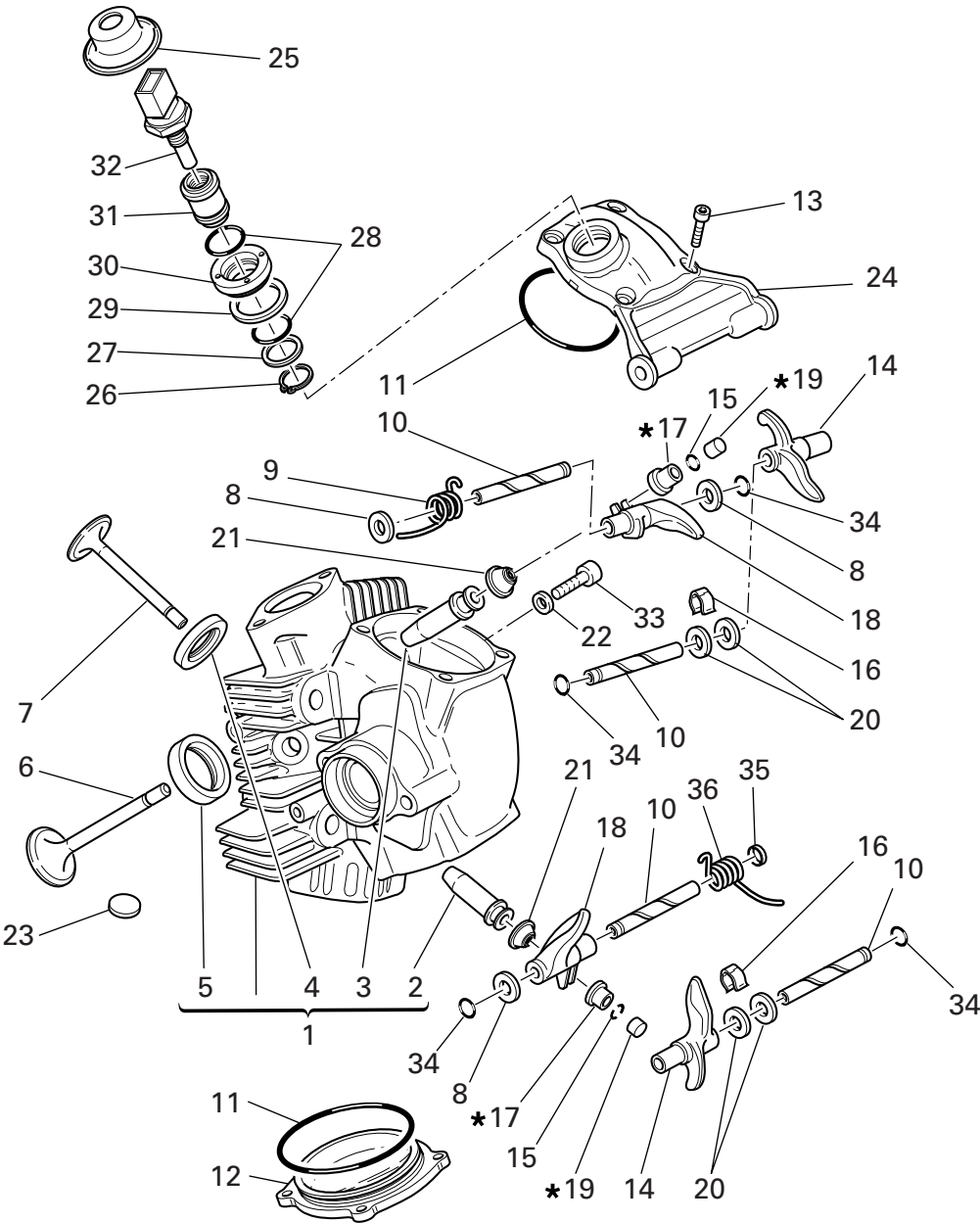
NOTES NO.	CODE NO.	DESCRIPTION	VALIDITY	Q.TY 
1	301.2.233.1A	Complete vertical head		1
2	304.1.042.1B	Intake valve seat		1
2	304.1.042.1BB	Oversize intake valve seat 0.03		1
2	304.1.042.1BC	Oversize intake valve seat 0.06		1
3	304.1.043.1B	Exhaust valve seat		1
3	304.1.043.1BB	Oversize exhaust valve seat 0.03		1
3	304.1.043.1BC	Oversize exhaust valve seat 0.06		1
4	303.1.041.1C	Intake valve guide		1
4	303.1.041.1CA	Intake valve guide magg. 0,03		1
4	303.1.041.1CB	Intake valve guide magg. 0,06		1
4	303.1.041.1CC	Intake valve guide magg. 0,09		1
5	303.1.040.1B	Exhaust valve guide		1
5	303.1.040.1BA	Exhaust valve guide magg. 0,03		1
5	303.1.040.1BB	Exhaust valve guide magg. 0,06		1
5	303.1.040.1BC	Exhaust valve guide magg. 0,09		1
6	764.1.002.1A	Rubber pad		2
7	799.1.061.1A	Closing rocker spring		1
8	0619.92.180	Shim th. 0.3		6
8	0670.92.190	Shim th. 2		4
8	0765.92.185	Shim th. 1		2
8	0765.92.190	Shim th. 0.5		4
8	0765.92.205	Shim th. 0.2		8
8	852.1.214.1A	Shim th. 1.8		1
9	463.2.010.9A	O-ring		2
10	240.2.039.2A	Valve cover		2
11	771.5.066.8B	Screw		8
12	0647.70.010	Shim		4

CATALOGUE No: 915.1.259.1B
ISSUED: 03 - 07

NOTES NO.	CODE NO.	DESCRIPTION	VALIDITY	Q.TY 
13	0375.92.210	Spring		2
14	208.1.012.4A	Opening rocker		2
15	821.1.111.2A	Rocker shaft		4
16	209.1.041.1A	Closing rocker		2
17	840.2.002.1B	See table		2
18	669.1.001.1E	Split rings		4
19	840.2.001.1A	See table		2
20	463.2.026.1A	O-ring		4
21	211.1.040.1A	Exhaust valve		1
22	210.1.042.1A	Intake valve		1
23	852.5.023.1A	Gasket		1
24	779.1.133.1A	Screw		1
25	700.1.040.1A	Vibration damper pad		12
26	799.1.247.2A	Closing rocker spring		1
27	713.1.352.1A	Spacer		1


CATALOGUE No: 915.1.259.1B
ISSUED: 03 - 07

19		17	
Registro bilanc. apertura		Registro bilanc. chiusura	
Adjustment		Adjustment	
Réglage		Réglage	
Ventilkäppchen		Ventilkäppchen	
840.1.031.1A -	1,8	840.1.041.1B -	2,20
840.1.032.1A -	1,85	840.1.042.1B -	2,25
840.1.033.1A -	1,9	840.1.043.1B -	2,30
840.1.034.1A -	1,95	840.1.044.1B -	2,35
840.1.001.1A -	2,0	840.1.045.1B -	2,40
840.1.002.1A -	2,05	840.1.046.1B -	2,45
840.1.003.1A -	2,1	840.1.047.1B -	2,5
840.1.004.1A -	2,15	840.1.048.1B -	2,55
840.1.005.1A -	2,2	840.1.049.1B -	2,6
840.1.006.1A -	2,25	840.1.050.1B -	2,65
840.1.007.1A -	2,3	840.1.051.1B -	2,7
840.1.008.1A -	2,35	840.1.052.1B -	2,75
840.1.009.1A -	2,4	840.1.053.1B -	2,8
840.1.010.1A -	2,45	840.1.054.1B -	2,85
840.1.011.1A -	2,5	840.1.055.1B -	2,9
840.1.012.1A -	2,55	840.1.056.1B -	2,95
840.1.013.1A -	2,6	840.1.057.1B -	3,0
840.1.014.1A -	2,65	840.1.058.1B -	3,05
840.1.015.1A -	2,7	840.1.059.1B -	3,1
840.1.016.1A -	2,75		
840.1.017.1A -	2,8		
840.1.018.1A -	2,85		
840.1.019.1A -	2,9		
840.1.020.1A -	2,95		
840.1.021.1A -	3,0		
840.1.022.1A -	3,05		
840.1.023.1A -	3,1		
840.1.024.1A -	3,15		
840.1.025.1A -	3,2		
840.1.026.1A -	3,25		
840.1.027.1A -	3,3		
840.1.028.1A -	3,35		
840.1.029.1A -	3,4		
840.1.030.1A -	3,45		



DRAWING 015

HORIZONTAL CYLINDER HEAD

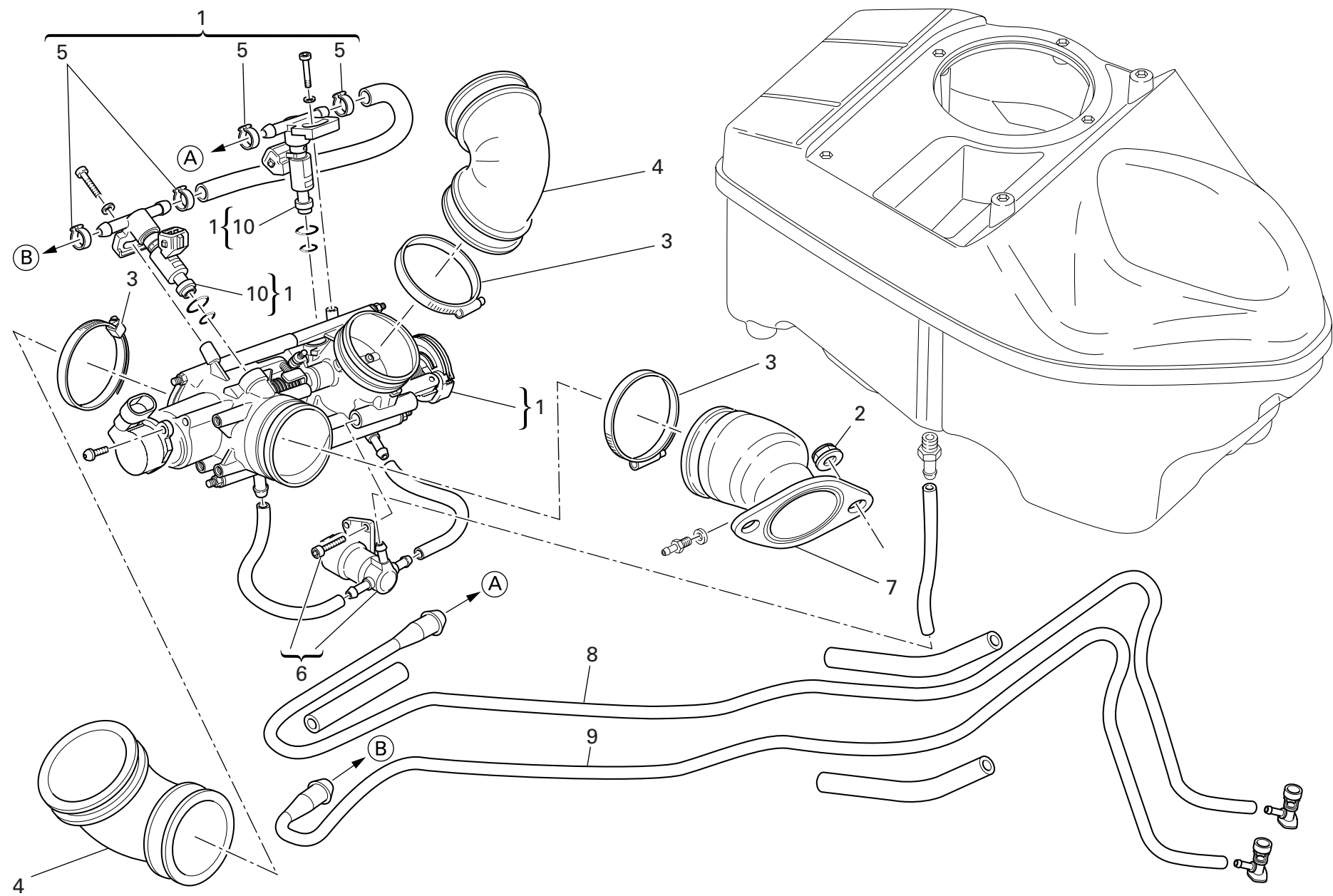
NOTES NO.	CODE NO.	DESCRIPTION	VALIDITY	Q.TY 
1	301.2.232.1A	Complete horizontal head		1
2	303.1.040.1B	Exhaust valve guide		1
2	303.1.040.1BA	Exhaust valve guide magg. 0,03		1
2	303.1.040.1BB	Exhaust valve guide magg. 0,06		1
2	303.1.040.1BC	Exhaust valve guide magg. 0,09		1
3	303.1.041.1C	Intake valve guide		1
3	303.1.041.1CA	Intake valve guide magg. 0,03		1
3	303.1.041.1CB	Intake valve guide magg. 0,06		1
3	303.1.041.1CC	Intake valve guide magg. 0,09		1
4	304.1.042.1B	Intake valve seat		1
4	304.1.042.1BB	Oversize intake valve seat 0.03		1
4	304.1.042.1BC	Oversize intake valve seat 0.06		1
5	304.1.043.1B	Exhaust valve seat		1
5	304.1.043.1BB	Oversize exhaust valve seat 0.03		1
5	304.1.043.1BC	Oversize exhaust valve seat 0.06		1
6	210.1.042.1A	Intake valve		1
7	211.1.040.1A	Exhaust valve		1
8	0619.92.180	Shim th. 0.3		6
8	0670.92.190	Shim th. 2		4
8	0765.92.185	Shim th. 1		2
8	0765.92.190	Shim th. 0.5		4
8	0765.92.205	Shim th. 0.2		8
8	852.1.214.1A	Shim th. 1.8		1
9	799.1.061.1A	Closing rocker spring		1
10	821.1.111.2A	Rocker shaft		4
11	463.2.010.9A	O-ring		2
12	240.2.039.2A	Valve cover		1

CATALOGUE No: 915.1.259.1B
ISSUED: 03 - 07


NOTES NO.	CODE NO.	DESCRIPTION	VALIDITY	Q.TY 
13	771.5.066.8B	Screw		8
14	208.1.012.4A	Opening rocker		2
15	669.1.001.1E	Split rings		4
16	0375.92.210	Spring		2
17	840.2.002.1B	See table		2
18	209.1.041.1A	Closing rocker		2
19	840.2.001.1A	See table		2
20	0647.70.010	Shim		4
21	764.1.002.1A	Rubber pad		2
22	852.5.023.1A	Gasket		1
23	700.1.040.1A	Vibration damper pad		27
24	240.2.031.1AB	Intake valve cover		1
25	672.1.034.1A	Rubber cap		1
26	73500.1747	Snap ring		1
27	713.1.137.1A	Spacer		1
28	886.4.028.1A	O-Ring		2
29	787.1.008.1A	Aluminium gasket		1
30	703.1.019.1A	Ring nut		1
31	829.1.235.1A	Holder sensor		1
32	552.4.013.1A	Sensor		1
33	779.1.133.1A	Screw		1
34	463.2.026.1A	O-ring		4
35	713.1.352.1A	Spacer		1
36	799.1.247.2A	Closing rocker spring		1

CATALOGUE No: 915.1.259.1B
ISSUED: 03 - 07

DRAWING 016 INTAKE MANIFOLDS

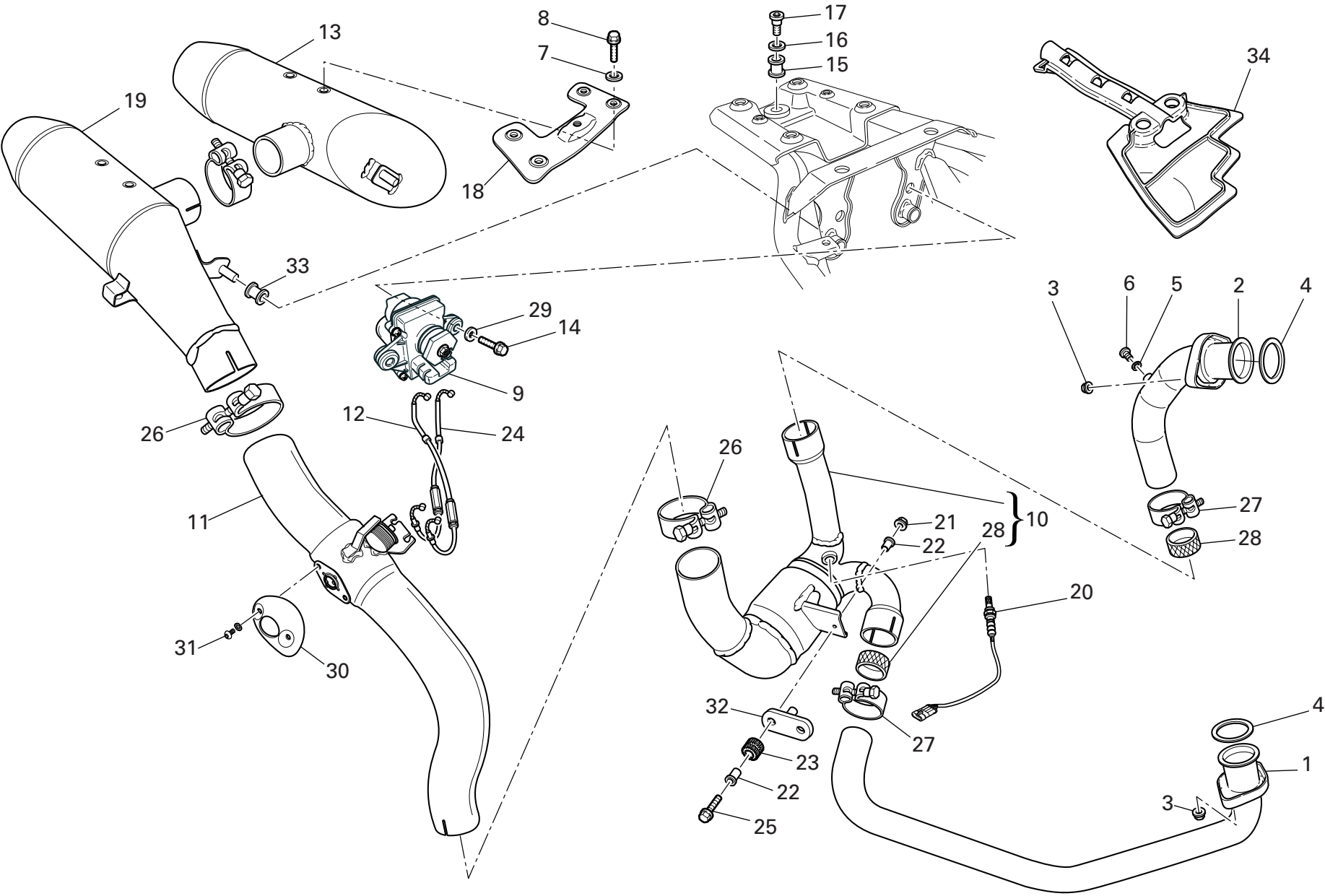


DRAWING 016 INTAKE MANIFOLDS

NOTES NO.	CODE NO.	DESCRIPTION	VALIDITY	Q.TY
				
1	282.4.082.1A	Feed unit assembly		1
2	748.1.039.1A	Nut		4
3	741.4.042.1A	Hose guide		4
4	801.1.027.1A	Hose		2
5	287.4.024.1B	Clamp		4
6	283.4.011.1A	Stepper motor		1
7	137.2.003.4B	Intake duct		2
8	590.1.301.1A	Fuel pipe (Delivery)		1
9	590.1.302.1A	Fuel pipe (Return)		1
10	280.4.015.1A	Injector		2

NOTES NO.	CODE NO.	DESCRIPTION	VALIDITY	Q.TY
				


DRAWING 017 EXHAUST SYSTEM



DRAWING 017 EXHAUST SYSTEM

NOTES NO.	CODE NO.	DESCRIPTION	VALIDITY	Q.TY 
1	570.1.258.1A	Horizontal head exhaust pipe		1
2	571.1.258.1A	Vertical head exhaust pipe		1
3	748.4.033.1A	Nut		4
4	0370.84.005	Exhaust gasket		2
5	852.5.024.1A	Gasket th.1		2
6	780.1.007.1A	Cap		2
7	852.5.004.1C	Washer		4
8	772.1.090.1A	Screw		4
9	593.4.030.1A	Exhaust valve engine		1
10	572.2.145.1A	Compensator		1
11	570.2.265.1A	Balancer/silencer exhaust pipe		1
12	732.1.023.1A	Cable		1
13	574.1.105.1A	Silencer (L.H.)		1
14	772.5.038.1A	Screw		2
15	764.1.042.1A	Vibration damper pad		1
16	852.1.163.1A	Washer		1
17	779.1.260.1A	Special screw		1
18	576.1.060.1A	Bracket		1
19	573.1.105.1A	Silencer (R.H.)		1
20	552.1.111.1A	Lambda sensor		1
21	748.1.036.1A	Nut		1
22	713.1.082.1A	Spacer		2
23	764.1.024.1A	Vibration damper pad		1
24	732.1.022.1A	Cable		1
25	772.5.033.1A	Screw		1
26	741.4.164.1A	Spring clamp		2
27	741.4.146.1A	Spring clamp		2

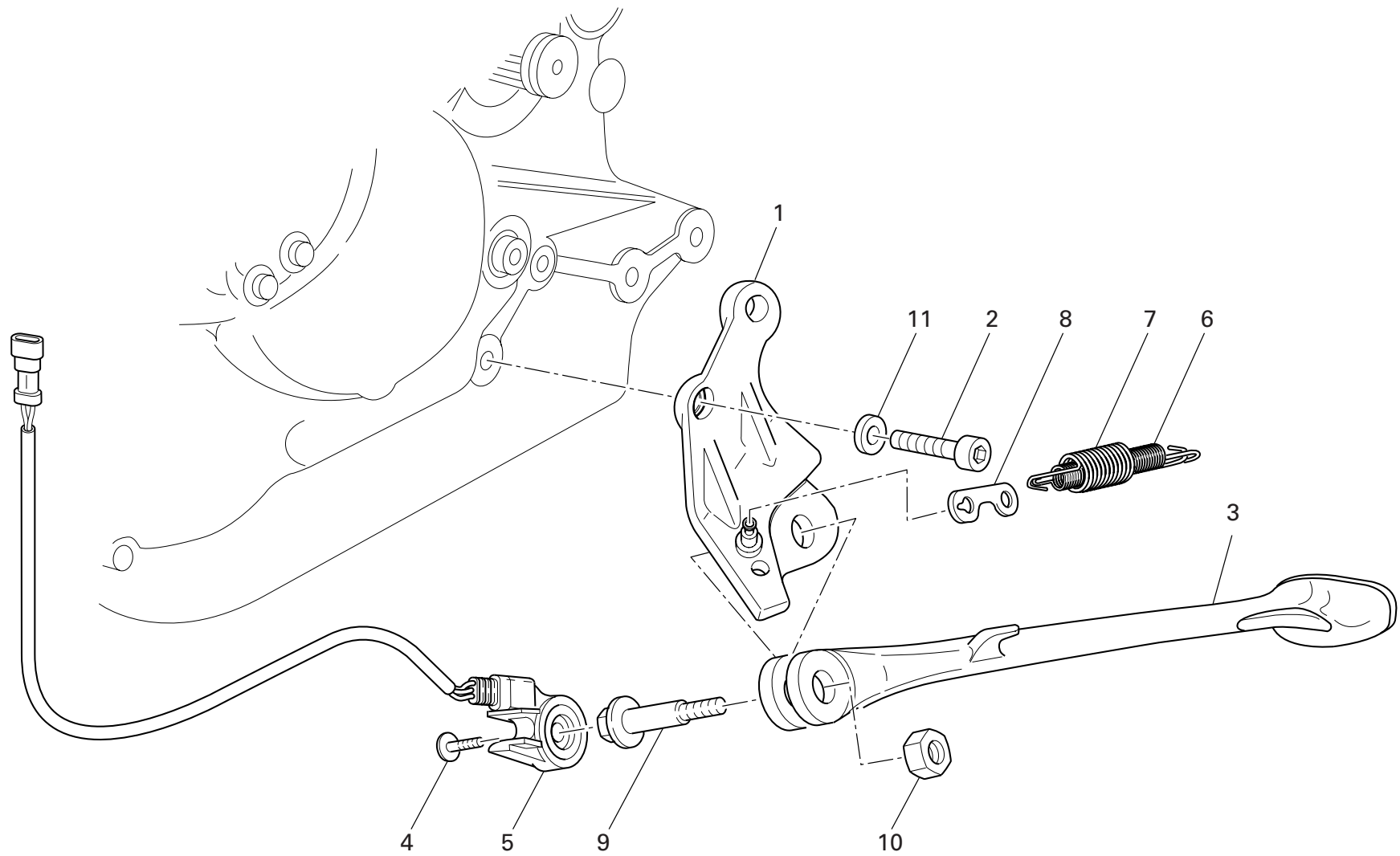
CATALOGUE No: 915.1.259.1B
ISSUED: 03 - 07

NOTES NO.	CODE NO.	DESCRIPTION	VALIDITY	Q.TY 
28	790.1.017.1A	Gasket		2
29	852.1.160.1B	Washer		2
30	460.1.275.1A	Protection		1
31	775.5.016.1A	Screw		2
32	830.1.450.1A	Bracket		1
33	764.1.068.1A	Rubber pad		2
34	564.1.075.1A	Mudflap		1

CATALOGUE No: 915.1.259.1B
ISSUED: 03 - 07

DRAWING 018

STANDS



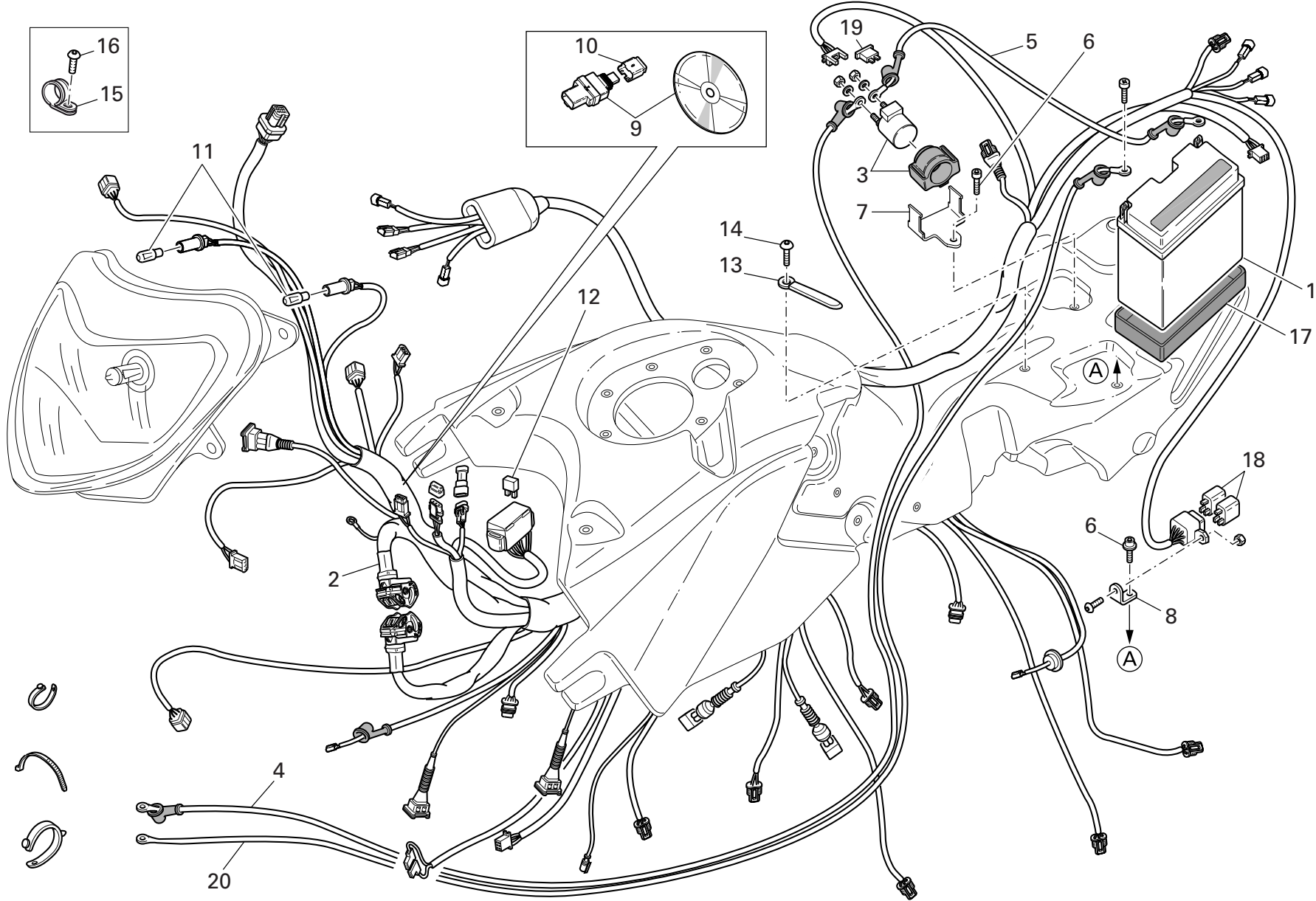
DRAWING 018 STANDS

NOTES NO.	CODE NO.	DESCRIPTION	VALIDITY	Q.TY
1	556.2.037.1B	Plate		1
2	771.5.154.8B	Screw		1
3	556.1.036.1A	Side stand (BLACK)		1
4	779.4.005.2A	Screw		1
5	539.1.023.2A	Switch		1
6	799.1.089.1B	Inner spring		1
7	799.1.088.1B	Outer spring		1
8	827.1.139.2B	Plate		1
9	556.1.018.1D	Pivot		1
10	749.4.045.2A	Nut		1
11	852.1.214.1A	Shim th. 1.8		1

NOTES NO.	CODE NO.	DESCRIPTION	VALIDITY	Q.TY
-----------	----------	-------------	----------	------

DRAWING 019

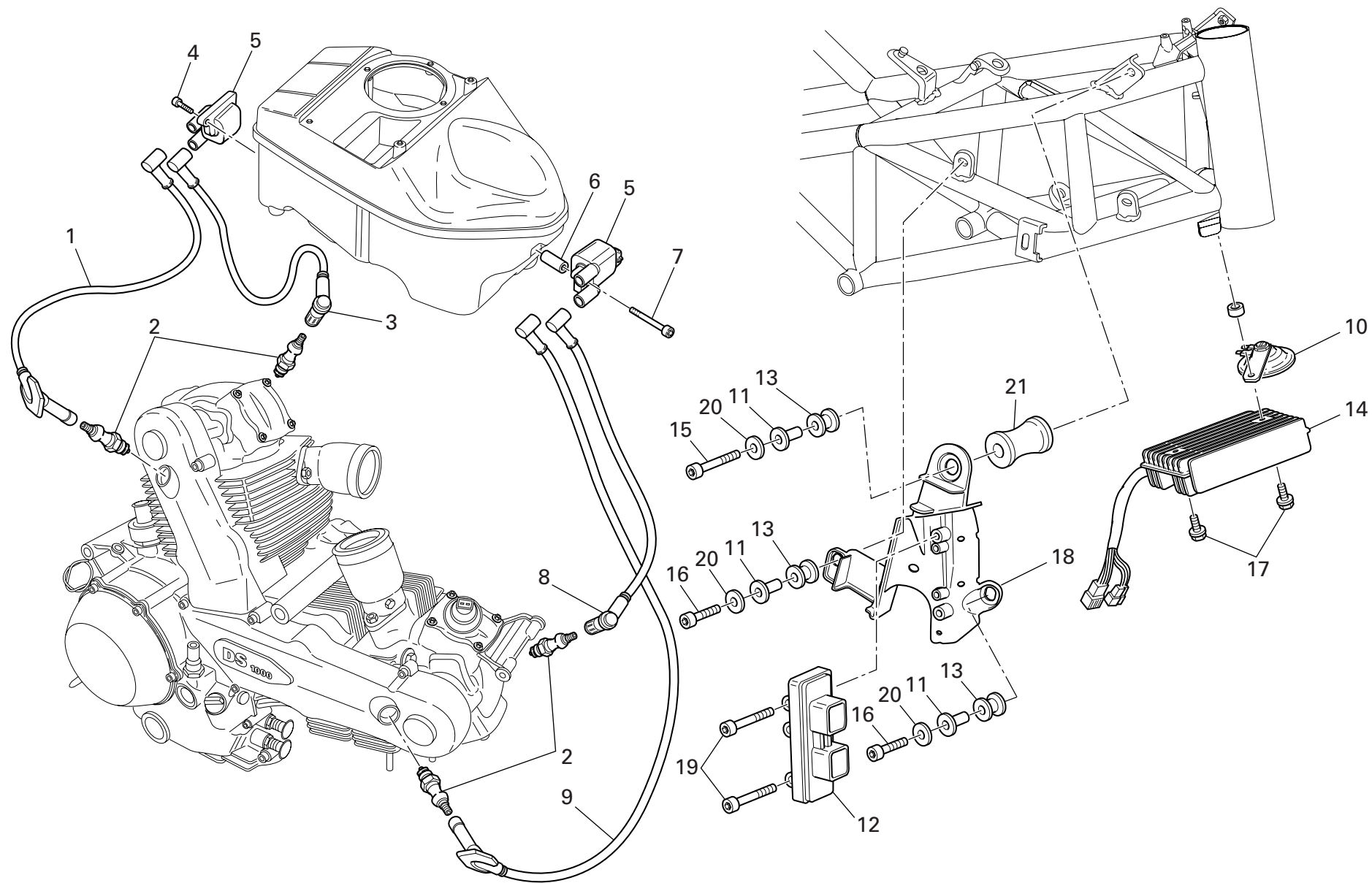
ELECTRICAL SYSTEM




DRAWING 019 ELECTRICAL SYSTEM

NOTES NO.	CODE NO.	DESCRIPTION	VALIDITY	Q.TY 
1	395.2.013.1C	Battery		1
2	510.1.544.1A	Electric wiring		1
3	397.4.005.1A	Remote switch		1
4	514.1.053.1A	Solenoid starter - starter motor cable		1
5	514.1.056.1A	Battery - solenoid starter cable		1
6	771.5.637.8B	Screw		2
7	827.1.446.1A	Plate		1
8	827.1.447.1A	Plate		1
9	286.2.040.1A	Data acquisition kit		1
10	872.1.053.1A	Cap		1
11	390.4.025.1A	Bulb		2
12	389.4.019.1A	Fuse 5A		1
12	389.4.020.1A	Fuse 10A		1
12	389.4.021.1A	Fuse 15A		1
12	389.4.022.1A	Fuse 20A		1
12	389.4.024.1A	Fuse 7.5A		1
13	741.4.167.1A	Woodruff key		6
14	775.5.022.1A	Screw		6
15	758.4.016.1A	Fairlead		2
16	775.5.014.1A	Screw		2
17	829.1.750.1A	Battery box mount		1
18	541.4.007.1A	Relay		2
19	389.4.023.1A	Fuse 30A		1
20	513.1.020.1A	Battery - engine grounding cable		1

NOTES NO.	CODE NO.	DESCRIPTION	VALIDITY	Q.TY 
-----------	----------	-------------	----------	--



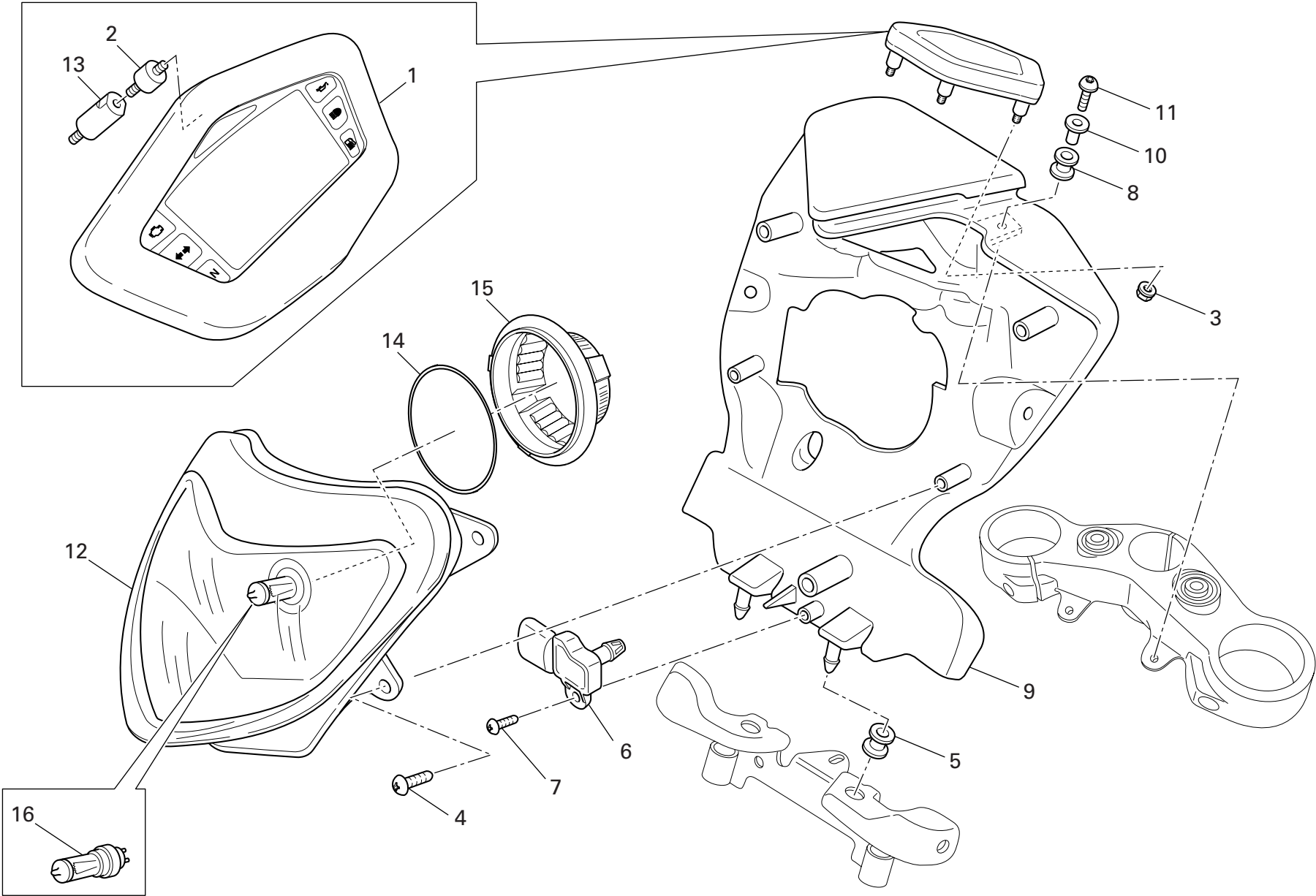
DRAWING 020 ELECTRICAL SYSTEM

NOTES NO.	CODE NO.	DESCRIPTION	VALIDITY	Q.TY 
1	671.1.024.1A	Right spark plug cable		1
2	670.4.035.1A	Spark plug		4
3	671.1.031.1A	Vertical spark plug cable - left		1
4	771.5.042.8B	Screw		2
5	380.4.010.1C	Coil		2
6	711.1.181.1A	Spacer		2
7	771.5.049.8B	Screw		2
8	671.1.028.1A	LH spark plug cable		1
9	671.1.027.1A	Right spark plug cable		1
10	516.4.004.1B	Horn		1
11	716.1.022.1B	Spacer		3
12	286.4.156.1C	Injection control unit		1
13	764.1.075.1A	Rubber pad		3
14	540.4.026.1A	Voltage rectifier		1
15	771.5.675.8B	Screw		1
16	771.5.667.8B	Screw		2
17	772.5.033.1A	Screw		2
18	544.1.011.1A	Bracket		1
19	771.5.675.1B	Screw		2
20	852.5.029.1A	Washer		3
21	866.1.095.1A	Pad		1


NOTES NO.	CODE NO.	DESCRIPTION	VALIDITY	Q.TY 
-----------	----------	-------------	----------	--

DRAWING 021

HEADLIGHT & INSTR. PANEL

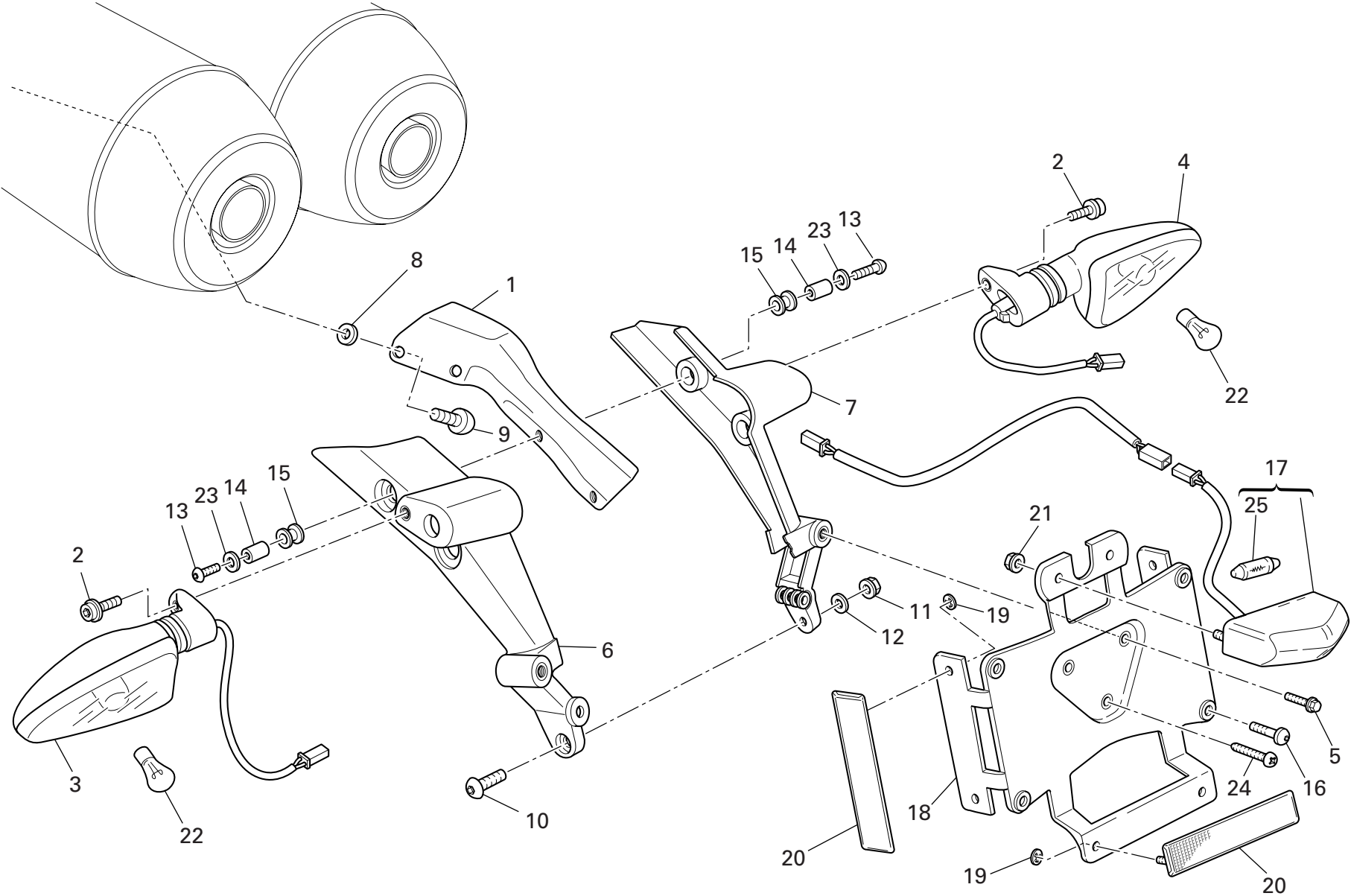


DRAWING 021 HEADLIGHT & INSTR. PANEL


NOTES NO.	CODE NO.	DESCRIPTION	VALIDITY	Q.TY 
1	406.1.058.2A	Instrument panel		1
2	700.1.038.1C	Vibration damper pad		3
3	749.5.002.1B	Nut		3
4	774.4.004.1A	Screw		4
5	764.1.069.1A	Rubber pad		2
6	552.4.031.2B	Sensor		1
7	774.4.003.1A	Screw		1
8	764.1.075.1A	Rubber pad		2
9	829.1.746.1A	Holder		1
10	716.1.145.1A	Spacer		2
11	779.4.116.1A	Screw		2
12	520.1.016.1A	Headlight		1
13	711.1.250.1A	Bush		1
14	390.4.027.1A	Gasket		1
15	390.4.026.1A	Cap		1
16	390.4.024.1A	Bulb		1

NOTES NO.	CODE NO.	DESCRIPTION	VALIDITY	Q.TY 

DRAWING 022 NUMBER PLATE HOLDER



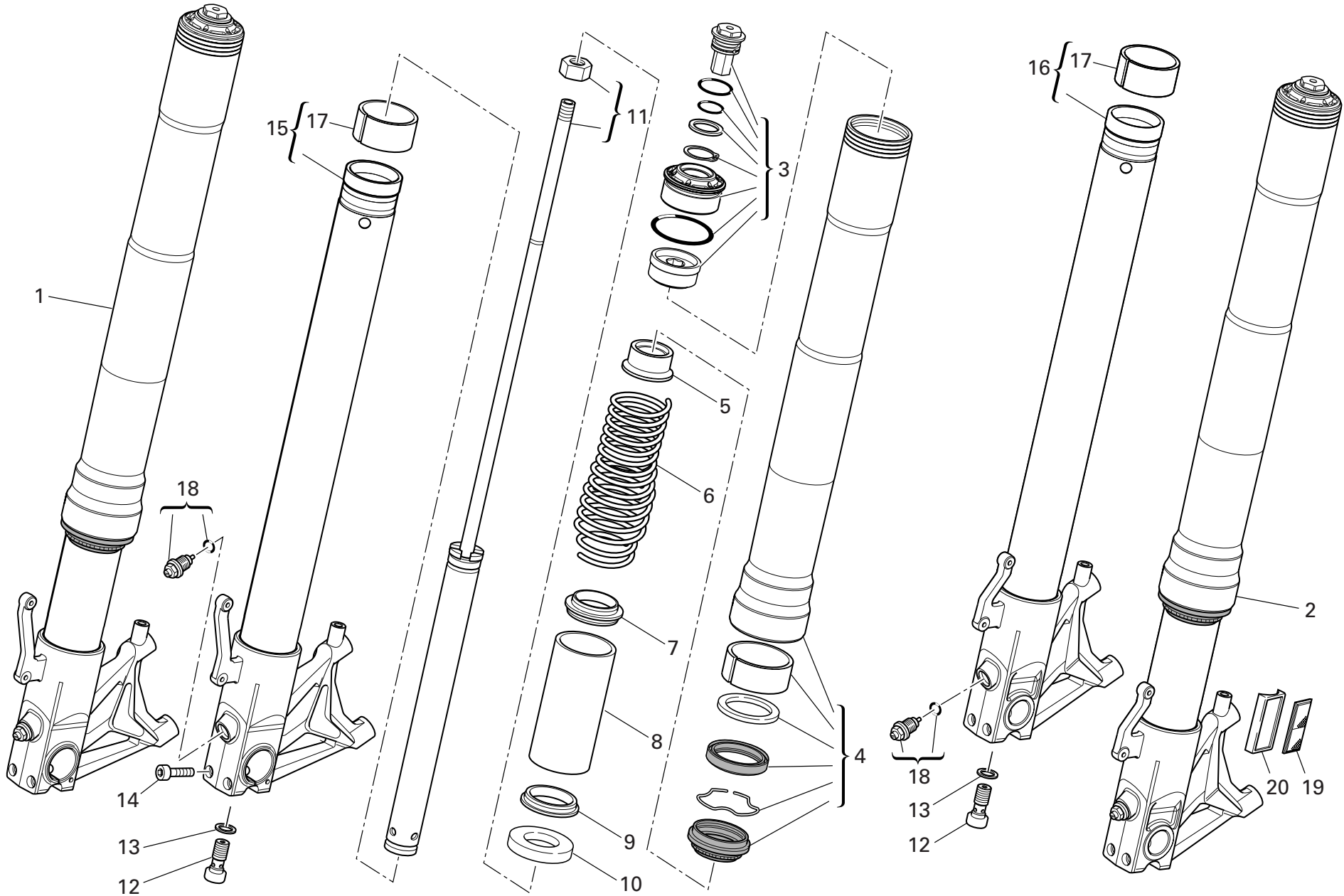
DRAWING 022 NUMBER PLATE HOLDER

NOTES NO.	CODE NO.	DESCRIPTION	VALIDITY	Q.TY 
1	827.1.445.1A	Bracket		1
2	771.5.665.8B	Screw		2
3	530.1.017.1A	Turn indicator (L.H.)		1
4	530.1.016.1A	Turn indicator (R.H.)		1
5	772.5.031.1B	Screw		2
6	561.1.041.1A	Holder (L.H.)		1
7	561.1.042.1A	Holder (R.H.)		1
8	852.4.016.1A	Washer		4
9	775.5.015.1A	Screw		4
10	775.5.014.1A	Screw		1
11	749.5.001.1B	Nut		1
12	852.5.001.1C	Washer		1
13	779.4.116.1A	Screw		4
14	713.1.384.1A	Spacer		4
15	764.1.084.1A	Vibration damper pad		4
16	775.1.038.1B	Screw		4
17	525.1.030.1A	Headlight assembly		1
18	561.1.024.1A	Holder		1
19	850.4.052.1A	Quik fastening		6
20	529.1.010.1A	Reflector		3
21	748.4.100.1AB	Nut		2
22	390.4.021.1A	Bulb		2
23	852.1.157.1A	Washer		4
24	774.4.005.1A	Screw		1
25	8000.36230	Bulb		1

NOTES NO.	CODE NO.	DESCRIPTION	VALIDITY	Q.TY 
-----------	----------	-------------	----------	--

DRAWING 023

FRONT FORKS



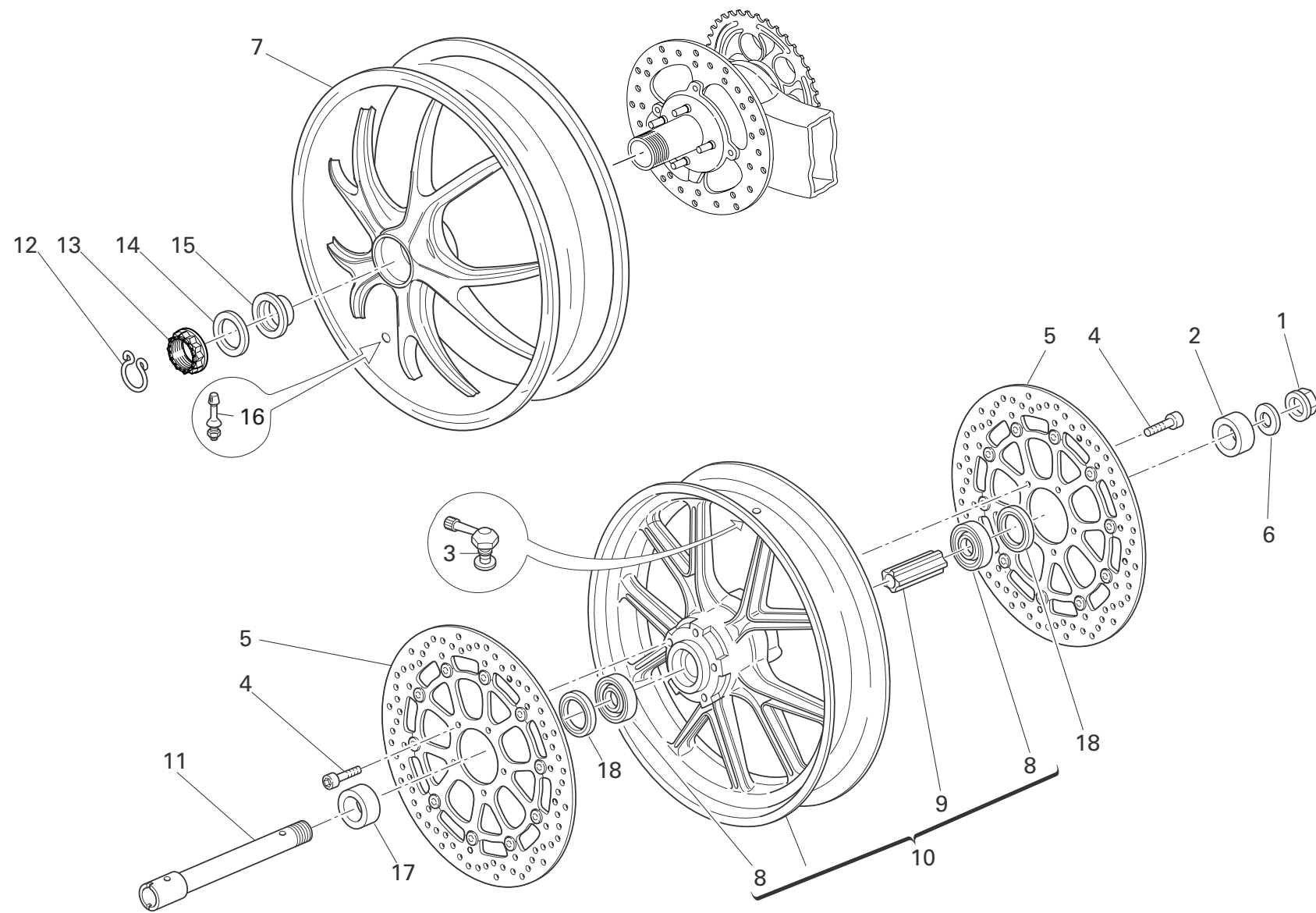
DRAWING 023 FRONT FORKS

NOTES NO.	CODE NO.	DESCRIPTION	VALIDITY	Q.TY
1	344.2.021.1A	R.H. fork leg assembly		1
2	345.2.021.1A	L.H. fork leg assembly		1
3	349.2.047.1A	Complete cap		2
4	349.2.045.1A	Stanchion tube		2
5	349.1.216.1A	Bush		2
6	349.1.217.1A	Spring		2
7	349.1.218.1A	Washer		2
8	349.1.219.1A	Preload tube		2
9	349.1.220.1A	Washer		2
10	349.2.034.1A	Bush		2
11	348.2.024.1A	Damper tube		2
12	779.1.533.1A	Special screw		2
13	349.1.001.1A	Special washer		2
14	771.5.072.8B	Screw		4
15	348.2.025.1A	Fork bottom end + sleeve unit		1
16	348.2.026.1A	Fork bottom end + sleeve unit		1
17	349.1.215.1A	Bush		2
18	349.2.046.1A	Adjusting screw		2
19	529.1.001.1A	Reflector		2
20	0374.37.190	Holder		2


NOTES NO.	CODE NO.	DESCRIPTION	VALIDITY	Q.TY
-----------	----------	-------------	----------	------

DRAWING 024

FRONT AND REAR WHEELS

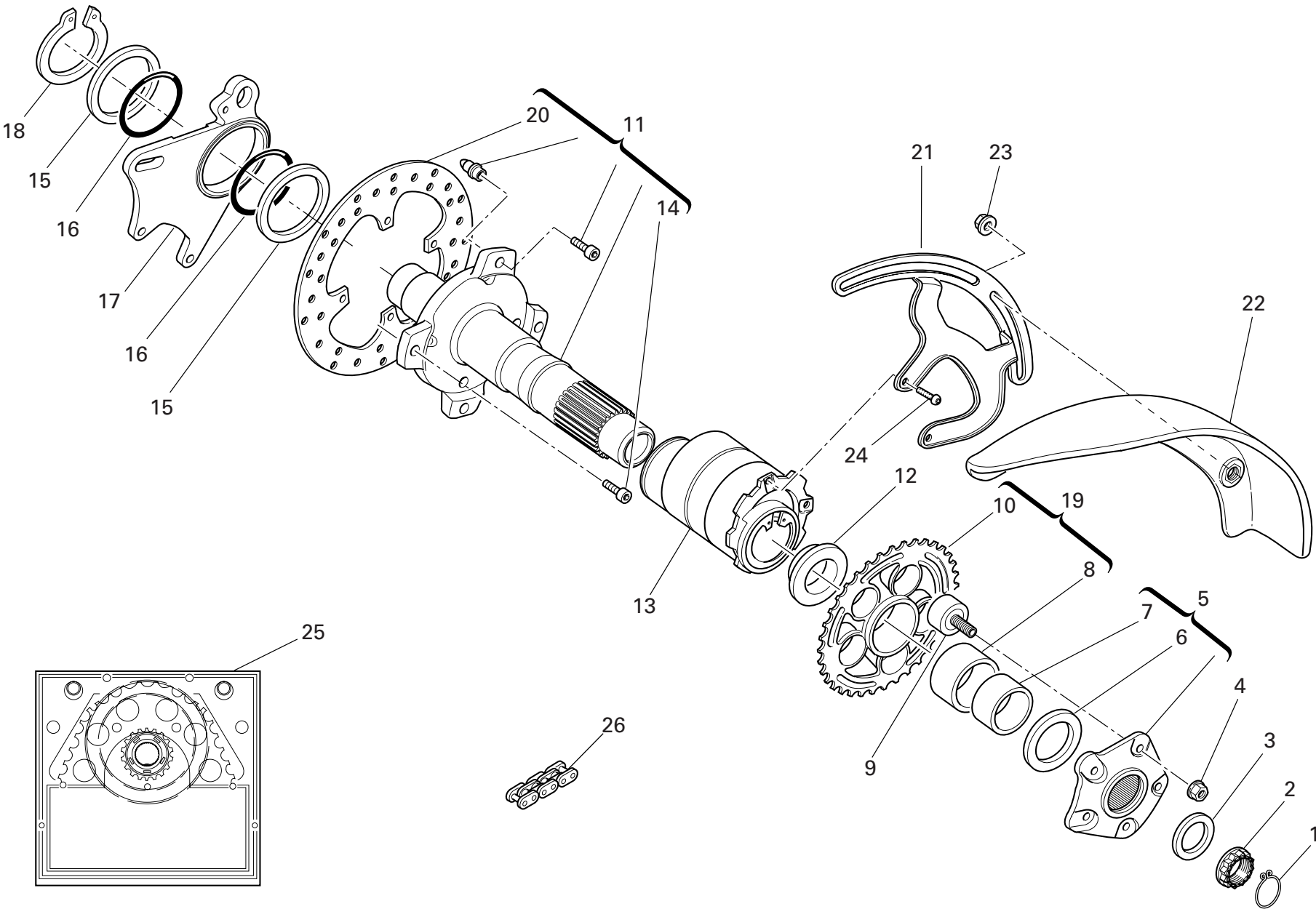


DRAWING 024 FRONT AND REAR WHEELS

NOTES NO.	CODE NO.	DESCRIPTION	VALIDITY	Q.TY 
1	748.1.014.1C	Fork nut		1
2	713.1.197.3A	L.H. spacer		1
3	497.2.001.2A	Valve		1
4	779.1.399.1A	Screw		10
5	492.4.092.1A	Brake disc (front)		2
6	852.1.181.1A	Washer		1
7	502.2.129.1AB	Rear wheel rim		1
8	702.5.045.1A	Bearing		2
9	714.1.047.1A	Inner spacer		1
10	501.2.115.1AB	Wheel rim		1
11	819.1.043.1A	Front wheel spindle		1
12	759.1.009.1A	Clip		1
13	750.1.019.1B	Nut		1
14	852.1.057.1A	Washer		1
15	714.1.027.1A	Special washer		1
16	497.2.003.1A	Valve		1
17	713.1.196.1A	R.H. spacer		1
18	930.4.052.1A	Seal ring		2

NOTES NO.	CODE NO.	DESCRIPTION	VALIDITY	Q.TY 
-----------	----------	-------------	----------	--

DRAWING 025 REAR WHEEL AXLE



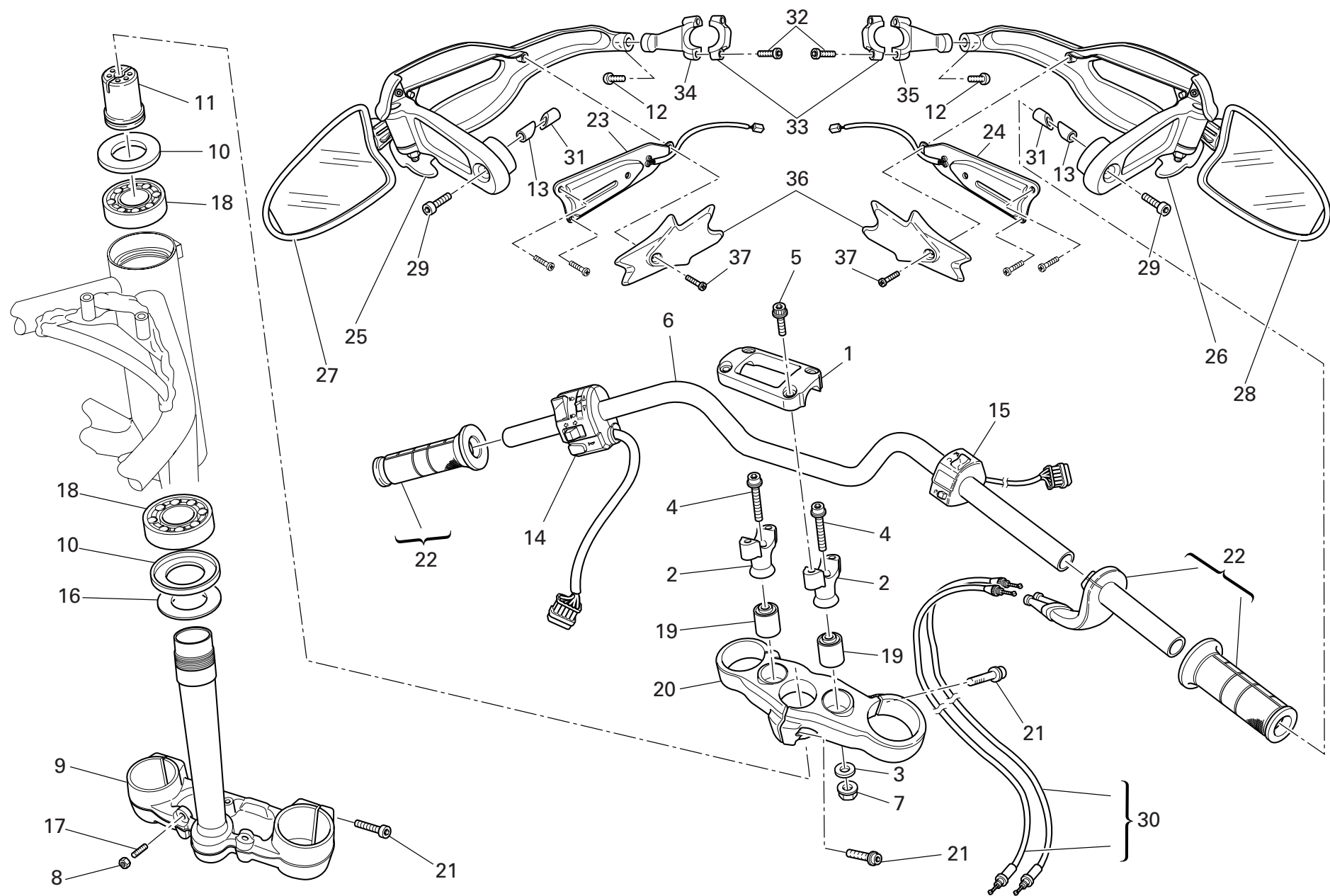
DRAWING 025 REAR WHEEL AXLE


NOTES NO.	CODE NO.	DESCRIPTION	VALIDITY	Q.TY 
1	759.1.008.1A	Clip		1
2	750.1.018.1C	Nut		1
3	852.1.055.1A	Washer		1
4	748.4.024.1AB	Nut		5
5	160.1.021.1C	Rear sprocket flange		1
6	852.1.058.2A	Washer		1
7	711.1.067.1A	Bush		1
8	712.1.018.1A	Bush		1
9	700.1.017.1E	Rubber cush drive hub		5
10	494.1.097.1A	Ring gear Z=42		1
11	819.2.064.1A	Wheel spindle (rear)		1
12	714.1.041.1A	Spacer		1
13	756.2.006.2A	Eccentric		1
14	771.5.266.8B	Screw		4
15	852.1.059.1A	Washer		2
16	886.5.003.1A	O-Ring		2
17	825.1.035.1A	Caliper holder plate		1
18	884.5.004.1A	Circlip		1
19	494.2.104.1A	Ring gear assembly		1
20	492.4.076.1A	Rear brake disc		1
21	830.1.282.1B	Bracket		1
22	564.1.045.1A	Mudflap		1
23	748.1.036.1A	Nut		2
24	775.1.033.1B	Screw		2
25	676.2.064.1A	Final drive kit		1
26	676.4.064.1A	Chain		1

NOTES NO.	CODE NO.	DESCRIPTION	VALIDITY	Q.TY 
-----------	----------	-------------	----------	--


DRAWING 026

HANDLEBAR AND CONTROLS



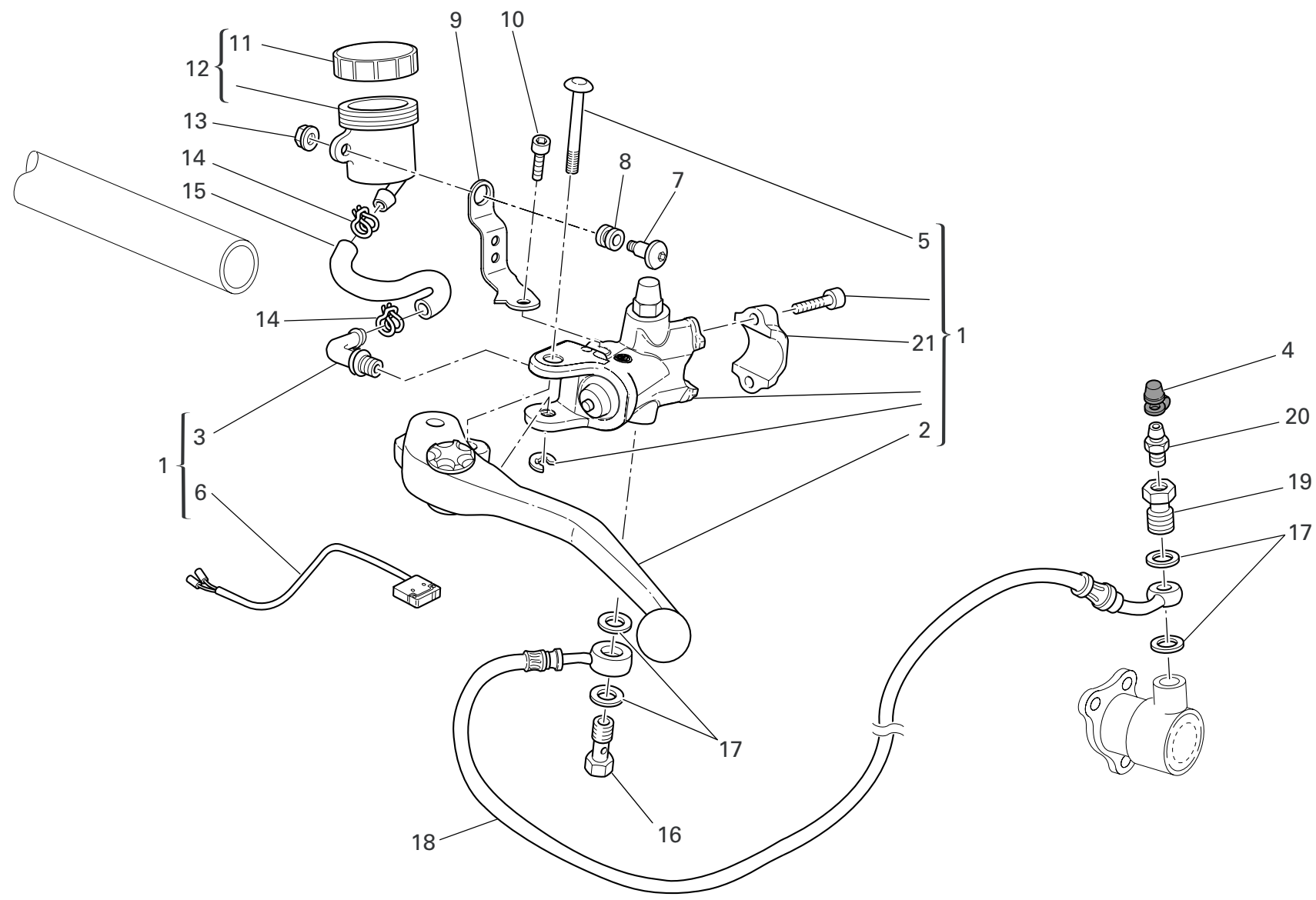
NOTES NO.	CODE NO.	DESCRIPTION	VALIDITY	Q.TY 
1	360.1.092.1A	Bracket		1
2	360.1.091.1A	Stud bolt		2
3	852.1.049.1B	Washer		2
4	771.5.941.8B	Screw		2
5	771.5.725.8B	Screw		4
6	360.1.090.1A	Handlebar		1
7	748.4.024.1AB	Nut		2
8	747.5.007.1A	Nut		2
9	342.2.050.1A	Steering head base		1
10	930.1.004.1B	Seal ring		2
11	703.1.044.1A	Ring nut		1
12	771.5.039.3B	Screw		2
13	710.1.107.1A	Bush		2
14	651.1.007.1A	Switch (L.H.)		1
15	650.1.007.1A	Switch (R.H.)		1
16	852.1.103.1A	Washer		1
17	779.1.099.1B	Special screw		2
18	702.4.004.1A	Bearing		2
19	700.1.054.1A	Spacer		2
20	341.1.065.1A	Steering head		1
21	771.5.727.8B	Screw		9
22	654.4.010.1A	Throttle control		1
23	530.1.015.1A	Turn indicator (L.H.)		1
24	530.1.014.1A	Turn indicator (R.H.)		1
25	460.1.271.1A	Hand guard (L.H.)		1
26	460.1.270.1A	Hand guard (R.H.)		1
27	523.1.031.1A	Rear-view mirror (L.H.)		1

CATALOGUE No: 915.1.259.1B
ISSUED: 03 - 07


NOTES NO.	CODE NO.	DESCRIPTION	VALIDITY	Q.TY 
28	523.1.030.1A	Rear-view mirror (R.H.)		1
29	771.5.675.8B	Screw		2
30	656.2.071.1A	Cables		1
31	711.1.130.1A	Bush		2
32	773.5.041.3B	Screw		4
33	808.1.114.1A	Clamp		2
34	830.1.445.1B	Mirror holder (L.H.)		1
35	830.1.444.1B	Mirror holder (R.H.)		1
36	460.1.310.1A	Cover		2
37	774.5.012.1A	Screw		2

CATALOGUE No: 915.1.259.1B
ISSUED: 03 - 07

DRAWING 027 CLUTCH CONTROL



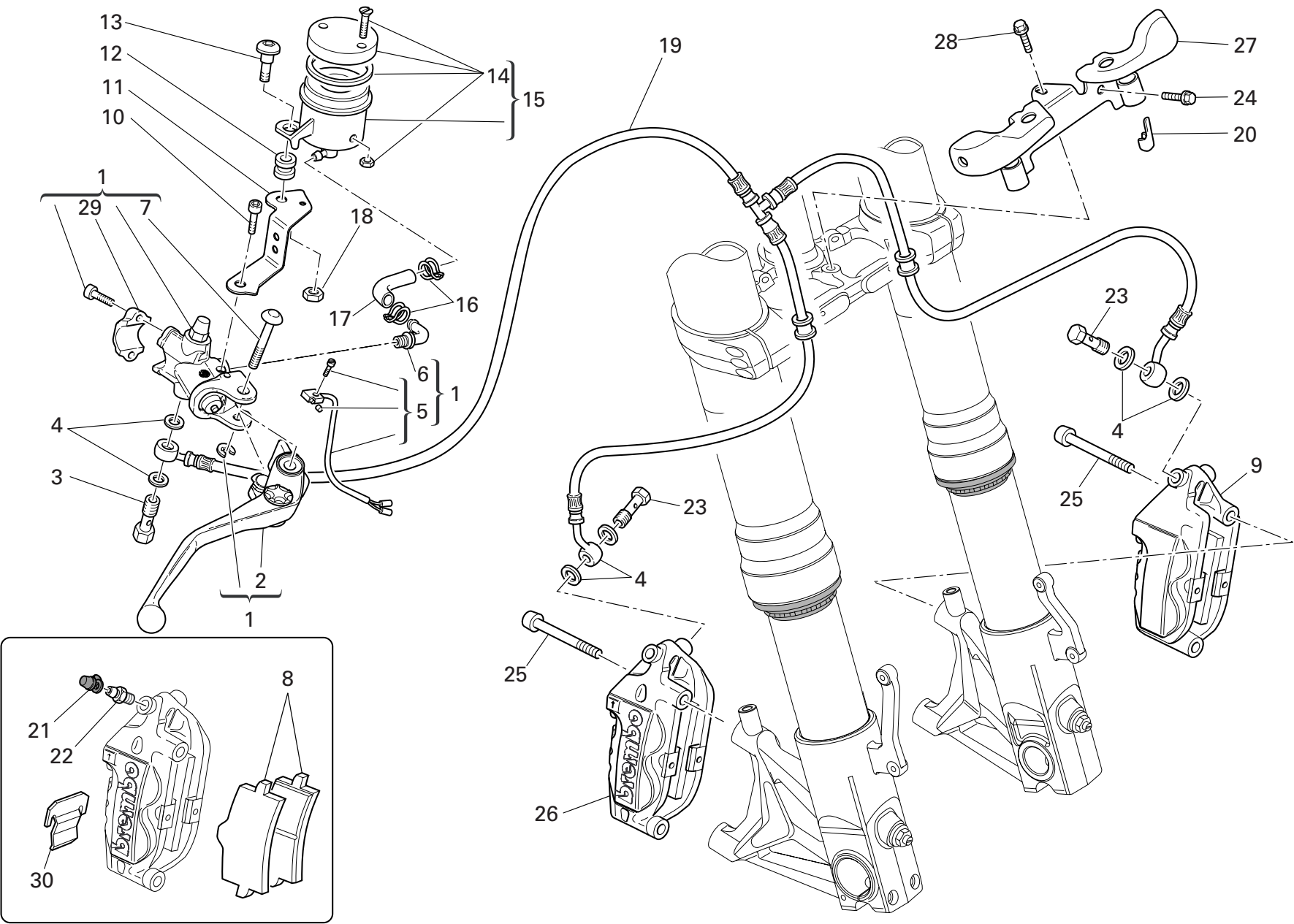
DRAWING 027 CLUTCH CONTROL

NOTES NO.	CODE NO.	DESCRIPTION	VALIDITY	Q.TY 
1	630.4.041.1A	Clutch drive pump		1
2	626.4.055.1A	Brake control lever		1
3	631.4.008.1A	Spare union		1
4	612.4.005.1A	Dust seal		1
5	626.4.056.1A	Pin		1
6	539.4.036.1A	Microswitch		1
7	779.1.092.1A	Screw		1
8	0370.72.020	Vibration damper pad		1
9	829.1.708.1A	Bracket		1
10	779.5.059.1A	Screw		1
11	893.4.005.1A	Cap		1
12	0000.61078	Complete oil tank		1
13	8000.56443	Nut		1
14	741.4.043.1A	Hose guide		2
15	877.1.110.1A	Tube		1
16	779.1.366.1AB	Special screw		1
17	852.5.024.1A	Gasket th.1		4
18	632.1.043.1A	Clutch control pipe (METAL PLAITED)		1
19	779.1.397.1A	Special screw		1
20	187.1.002.1A	Bleed		1
21	626.4.057.1A	Bracket		1

NOTES NO.	CODE NO.	DESCRIPTION	VALIDITY	Q.TY 
-----------	----------	-------------	----------	--

DRAWING 028


FRONT BRAKE



DRAWING 028 FRONT BRAKE

NOTES NO.	CODE NO.	DESCRIPTION	VALIDITY	Q.TY 
1	624.4.051.1A	Front brake pump		1
2	626.4.058.1A	Brake control lever		1
3	779.1.415.1A	Special screw		1
4	852.5.024.1A	Gasket th.1		6
5	539.4.043.1A	Microswitch		1
6	631.4.008.1A	Spare union		1
7	626.4.056.1A	Pin		1
8	613.4.079.1A	Pads pair		2
9	610.4.090.1A	L.H. brake caliper		1
10	779.5.059.1A	Screw		1
11	829.1.709.1A	Bracket		1
12	0370.72.020	Vibration damper pad		1
13	779.1.092.1A	Screw		1
14	8000.68490	Spare cap		1
15	0000.66181	Complete oil tank		1
16	741.4.043.1A	Hose guide		2
17	877.1.118.1A	Tube		1
18	8000.56443	Nut		1
19	618.4.083.1A	Caliper pump pipe (METAL PLAITED)		1
20	626.4.044.1A	Bracket		1
21	612.4.005.1A	Dust seal		2
22	187.1.002.1A	Bleed		2
23	779.1.366.1AB	Special screw		2
24	772.5.037.1A	Screw		2
25	779.1.511.1A	Screw		4
26	610.4.091.1A	R.H. brake caliper		1
27	830.1.443.1A	Holder		1

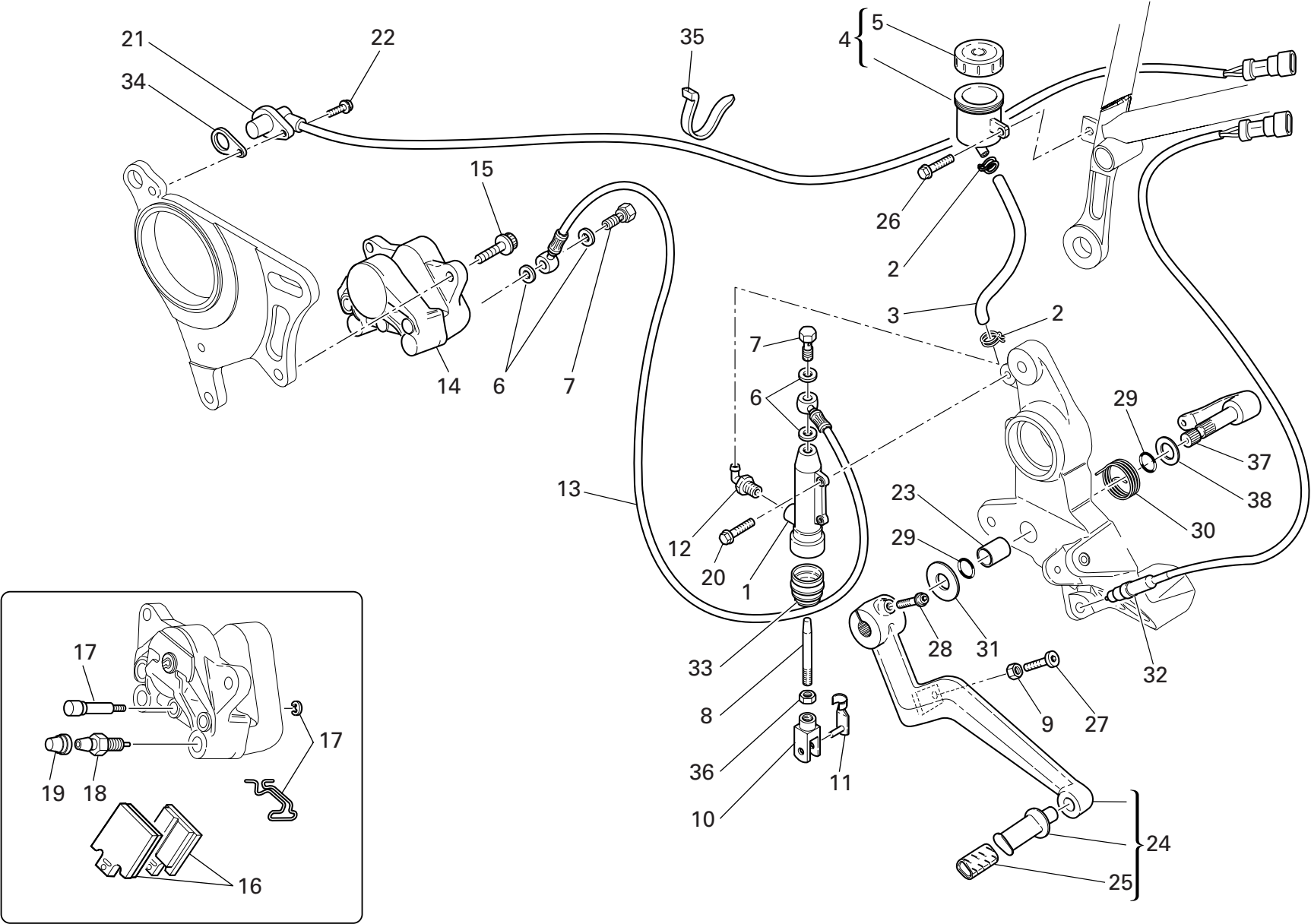
CATALOGUE No: 915.1.259.1B
ISSUED: 03 - 07

NOTES NO.	CODE NO.	DESCRIPTION	VALIDITY	Q.TY 
28	772.1.050.1A	Screw		3
29	626.4.057.1A	Bracket		1
30	612.4.037.1A	Spring		2

CATALOGUE No: 915.1.259.1B
ISSUED: 03 - 07

DRAWING 029


REAR BRAKE



DRAWING 029 REAR BRAKE

NOTES NO.	CODE NO.	DESCRIPTION	VALIDITY	Q.TY 
1	625.4.020.1A	Rear brake pump		1
2	741.4.043.1A	Hose guide		2
3	877.1.120.1A	Tube		1
4	585.4.001.1A	Complete oil tank		1
5	893.4.005.1A	Cap		1
6	852.5.024.1A	Gasket th.1		4
7	779.1.366.1AB	Special screw		2
8	117.1.067.1A	Adjuster rod		1
9	747.5.005.1B	Nut		1
10	184.1.005.1A	Fork		1
11	850.1.015.1A	Quik fastening		1
12	631.4.008.1A	Spare union		1
13	619.4.039.1A	Rear brake line (METAL PLAITED)		1
14	611.4.031.1A	Rear brake caliper		1
15	771.5.723.8B	Screw		2
16	613.4.038.1A	Pads pair		1
17	612.4.016.1A	Spare pins and spring		1
18	631.4.016.1A	Bleed		1
19	612.4.008.1A	Dust seal		1
20	772.5.031.1B	Screw		2
21	552.1.043.1A	Speed sensor		1
22	772.5.029.1A	Screw		1
23	712.1.034.1A	Bush		1
24	457.2.022.2A	Brake lever		1
25	764.1.011.2A	Rubber pad		1
26	772.5.032.1A	Screw		1
27	779.1.237.1B	Adjusting screw		1

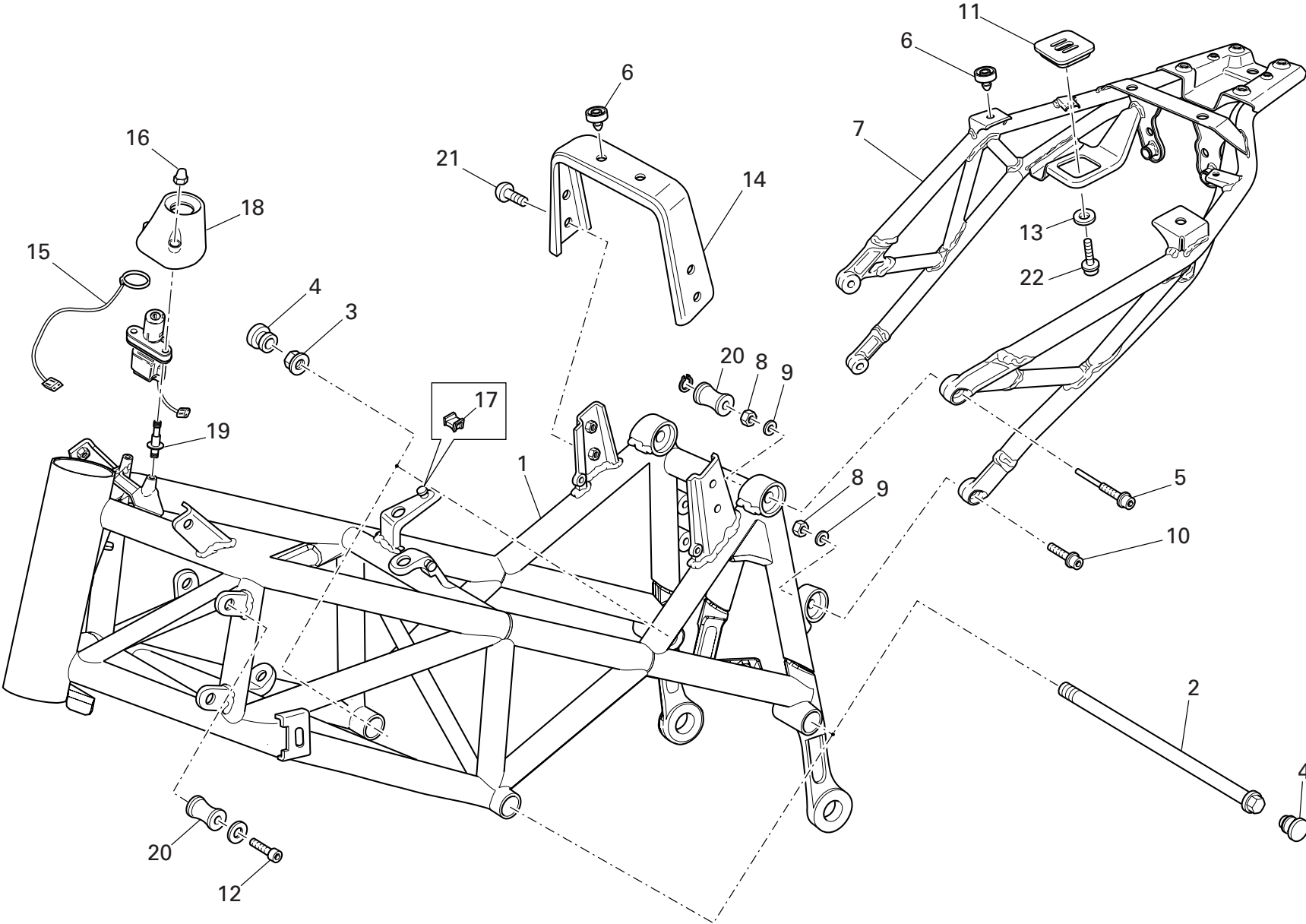
CATALOGUE No: 915.1.259.1B
ISSUED: 03 - 07

NOTES NO.	CODE NO.	DESCRIPTION	VALIDITY	Q.TY 
28	771.5.668.8B	Screw		1
29	0000.01199	O-ring		2
30	799.1.174.1A	Return spring		1
31	852.1.153.1A	Washer		1
32	539.4.003.1B	Switch		1
33	626.4.013.1A	Dust cover		1
34	713.1.192.1A	Spacer		1
35	741.4.038.1A	Hose guide		2
36	747.5.003.1A	Nut		1
37	455.1.015.1B	Brake master cylinder lever		1
38	852.1.152.1A	Washer		1

CATALOGUE No: 915.1.259.1B
ISSUED: 03 - 07

DRAWING 030

FRAME



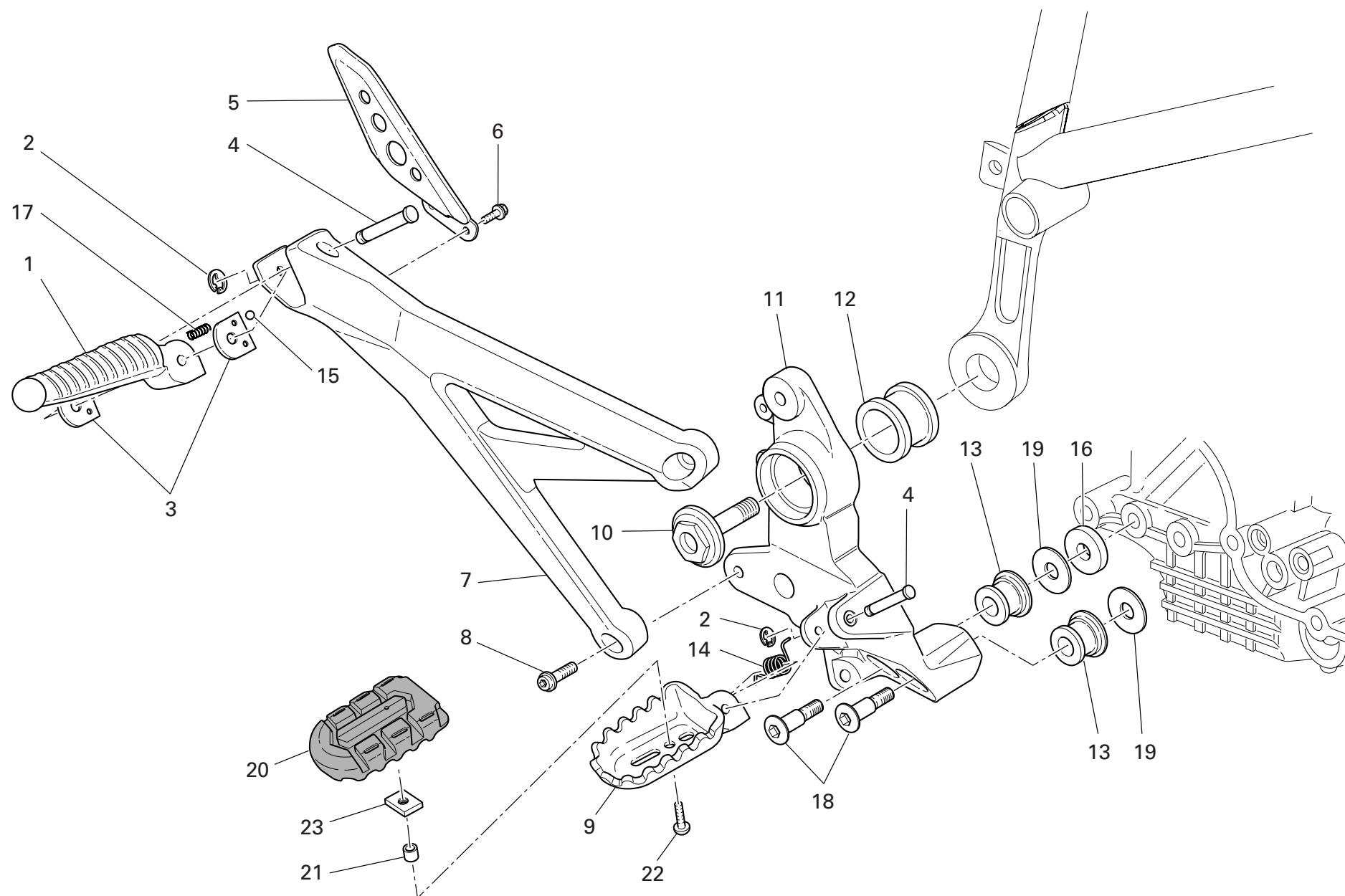
DRAWING 030 FRAME

NOTES NO.	CODE NO.	DESCRIPTION	VALIDITY	Q.TY
				
1	470.1.200.1BA	Frame (RED)		1
2	779.1.213.1A	Screw		2
3	748.4.002.1A	Nut		2
4	872.1.026.1A	Cap		4
5	779.1.512.1A	Special screw		2
6	866.1.061.1A	Rubber pad		2
7	470.1.195.1B	Rear frame		1
8	748.1.044.1A	Nut		4
9	852.1.231.1A	Washer		4
10	771.5.729.8B	Screw		2
11	866.1.047.1A	Pad		1
12	771.5.673.8B	Screw		1
13	852.1.169.1A	Washer		1
14	830.1.446.1A	Bracket		1
15	518.4.004.2B	Antenna		1
16	749.4.002.1A	Nut		2
17	850.4.067.1A	Clamp		16
18	246.1.060.2A	Cover		1
19	779.1.221.1B	Special screw		2
20	866.1.095.1A	Pad		3
21	775.5.020.1A	Screw		4
22	779.1.341.1B	Special screw		2

NOTES NO.	CODE NO.	DESCRIPTION	VALIDITY	Q.TY
				

DRAWING 031

R.H. FOOTRESTS



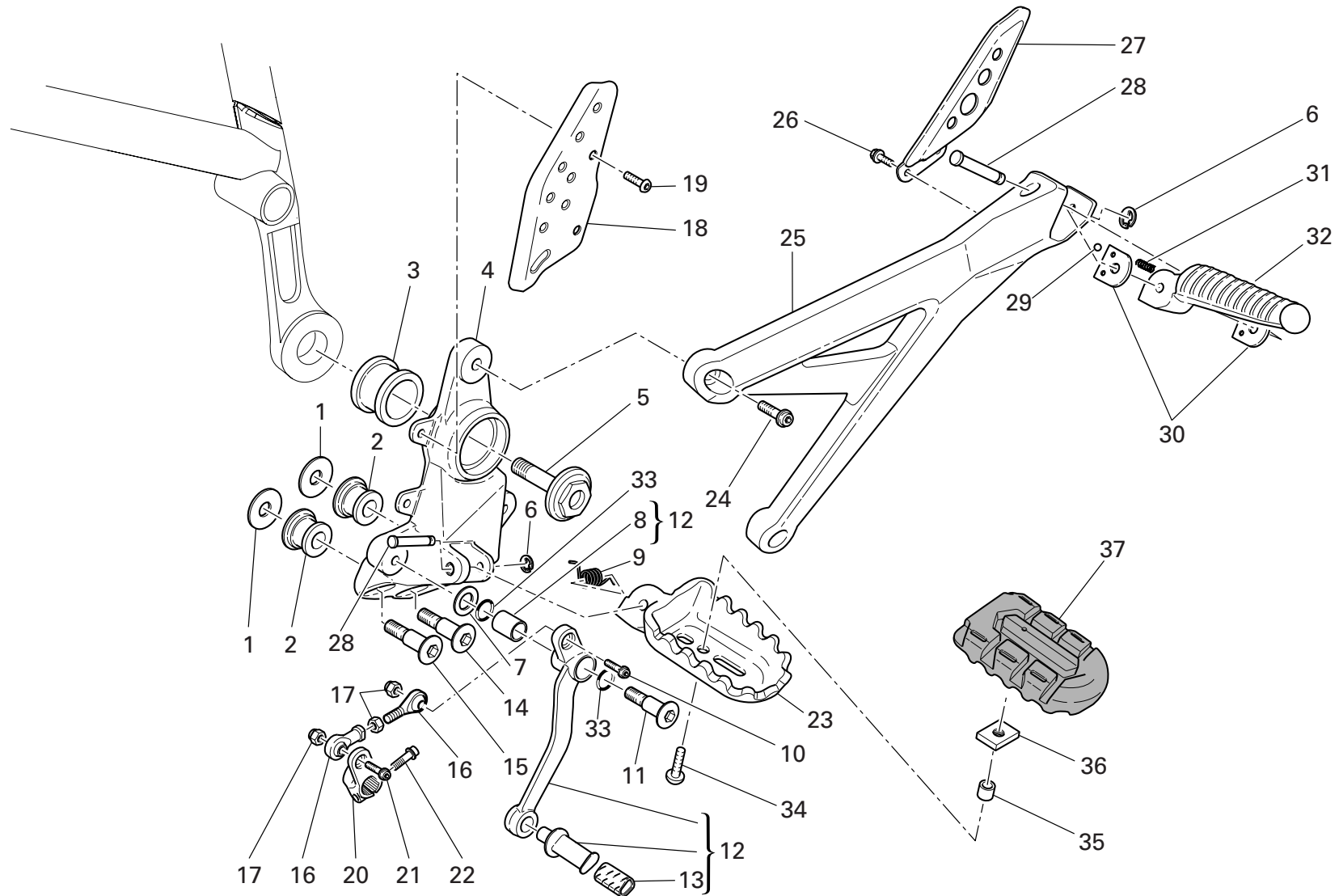
DRAWING 031 R.H. FOOTRESTS

NOTES NO.	CODE NO.	DESCRIPTION	VALIDITY	Q.TY
				
1	464.1.037.1A	Rear foot peg (R.H.)		1
2	884.5.003.1A	Ring		2
3	827.1.115.1B	Plate		2
4	821.1.068.1B	Pin		2
5	247.1.262.1A	Rear heel guard		1
6	772.1.045.1A	Screw		2
7	824.1.079.1A	Rear foot peg holder plate (R.H.)		1
8	771.5.725.8B	Screw		2
9	464.1.050.1A	Front foot peg (R.H.)		1
10	779.1.305.1A	Special screw		1
11	824.2.071.1A	Foot peg holder plate (R.H.)		1
12	764.1.066.1A	Rubber pad		1
13	700.1.049.1A	Vibration damper		2
14	799.1.166.1A	Spring		1
15	80N0.21507	Ball		1
16	852.1.179.1A	Washer		1
17	799.1.252.1B	Spring		1
18	779.1.418.1A	Screw		2
19	852.1.065.1B	Washer		2
20	247.1.313.1A	Foot peg cover		1
21	711.1.253.1A	Bush		1
22	775.5.021.1A	Screw		1
23	827.1.454.1A	Plate		1

NOTES NO.	CODE NO.	DESCRIPTION	VALIDITY	Q.TY
				

DRAWING 031a


L.H. FOOTRESTS



DRAWING 031a L.H. FOOTRESTS

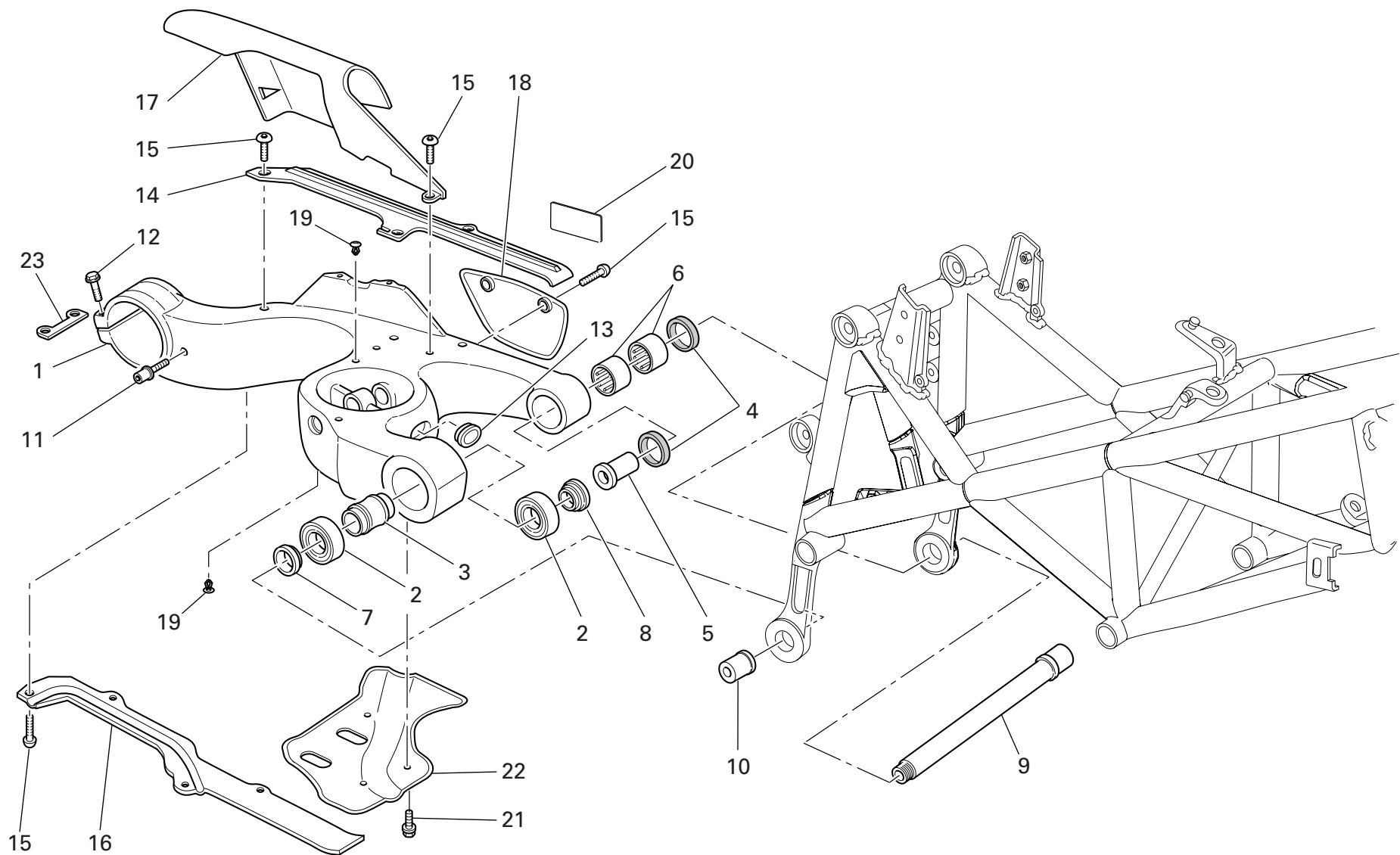
NOTES NO.	CODE NO.	DESCRIPTION	VALIDITY	Q.TY	
1	852.1.065.1B	Washer		2	
2	700.1.049.1A	Vibration damper		2	
3	764.1.066.1A	Rubber pad		1	
4	824.1.072.1A	Foot peg holder plate (L.H.)		1	
5	779.1.305.1A	Special screw		1	
6	884.5.003.1A	Ring		2	
7	852.1.151.1A	Washer		1	
8	712.1.034.1A	Bush		1	
9	799.1.166.1A	Spring		1	
10	771.5.667.8B	Screw		1	
11	821.1.170.1A	Pin		1	
12	456.2.035.2A	Gearchange lever		1	
13	764.1.011.2A	Rubber pad		1	
14	779.1.418.1A	Screw		1	
15	779.1.206.1AB	Special screw		1	
16	848.4.023.1A	Gearbox transmission rod		1	
17	749.4.004.1A	Nut		3	
18	827.1.279.1A	Chain cover		1	
19	775.1.031.1B	Screw		2	
20	456.1.038.1A	Gearchange control lever		1	
21	771.5.668.8B	Screw		1	
22	771.5.666.8B	Screw		1	
23	464.1.051.1A	Front foot peg (L.H.)		1	
24	771.5.725.8B	Screw		2	
25	824.1.080.1A	Rear foot peg holder plate (L.H.)		1	
26	772.1.045.1A	Screw		2	
27	247.1.262.1A	Rear heel guard		1	

CATALOGUE No: 915.1.259.1B
ISSUED: 03 - 07

NOTES NO.	CODE NO.	DESCRIPTION	VALIDITY	Q.TY	
28	821.1.068.1B	Pin		2	
29	80N0.21507	Ball		1	
30	827.1.115.1B	Plate		2	
31	799.1.252.1B	Spring		1	
32	464.1.038.1A	Rear foot peg (L.H.)		1	
33	0000.01199	O-ring		2	
34	775.5.021.1A	Screw		1	
35	711.1.253.1A	Bush		1	
36	827.1.454.1A	Plate		1	
37	247.1.313.1A	Foot peg cover		1	

CATALOGUE No: 915.1.259.1B
ISSUED: 03 - 07

DRAWING 032 SWINGARM



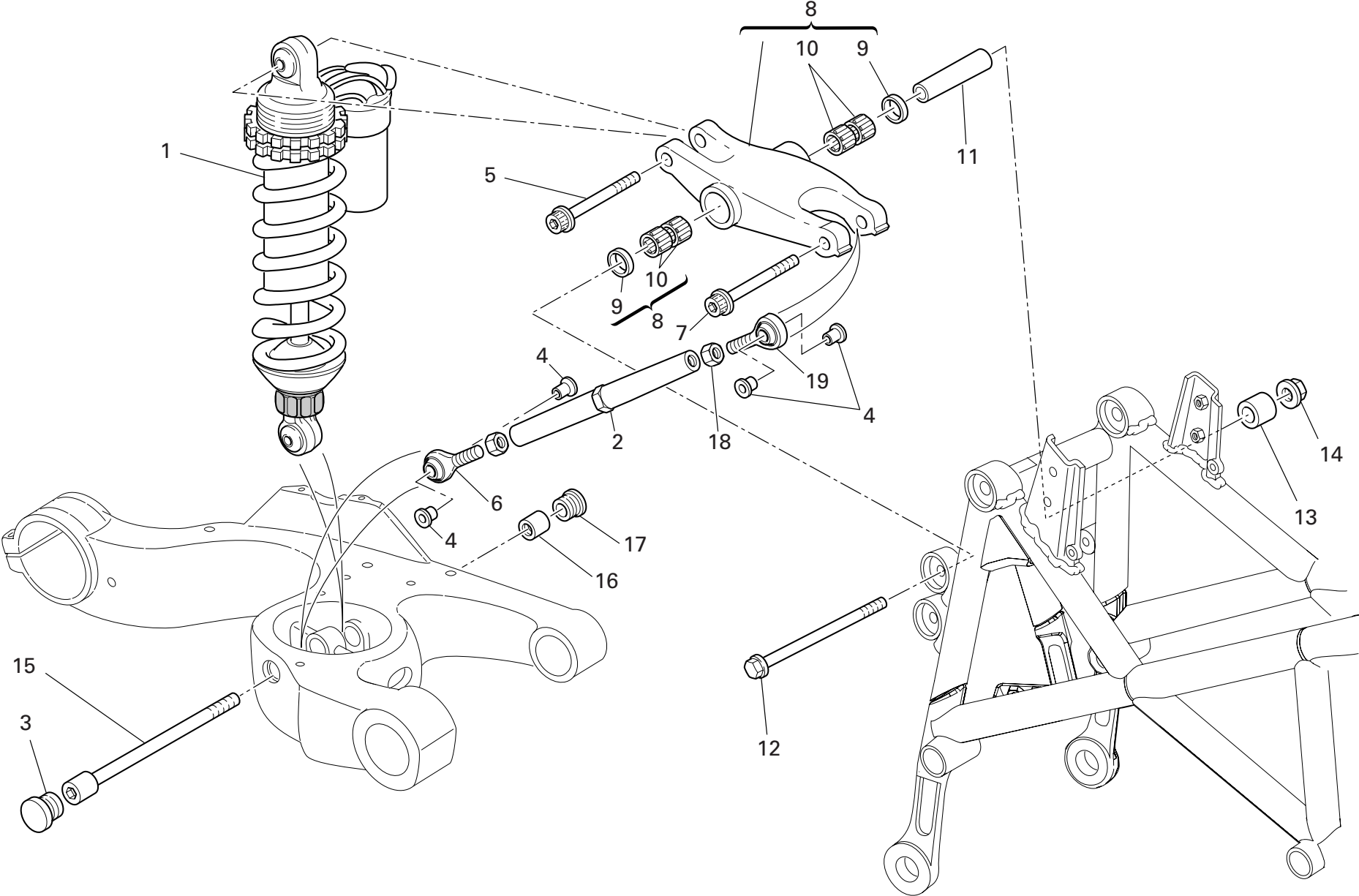
DRAWING 032 SWINGARM

NOTES NO.	CODE NO.	DESCRIPTION	VALIDITY	Q.TY 
1	370.1.033.2B	Swingarm		1
2	702.5.045.1A	Bearing		2
3	713.1.187.1A	Spacer		1
4	930.5.012.1A	Seal ring		2
5	710.1.109.1A	Bush		1
6	701.4.017.1A	Needle bearing		2
7	712.1.029.1A	Spacer		1
8	712.1.031.1A	L.H. spacer		1
9	369.1.011.1A	Swingarm pivot		1
10	750.1.116.1A	Special nut		1
11	832.1.003.1C	Pin		1
12	772.1.004.2B	Screw		2
13	872.1.016.1A	Cap		1
14	447.1.048.1A	Upper chain sliding shoer		1
15	775.1.008.1B	Screw		12
16	447.1.049.1A	Lower chain sliding shoe		1
17	447.1.051.1A	Upper chain guard		1
18	447.1.050.1A	Lower chain guard		1
19	872.4.044.1A	Cap		6
20	433.1.312.1A	Chain adjustment sticker		1
21	772.5.029.1A	Screw		3
22	460.1.153.1A	Heat guard		1
23	827.1.311.1A	Plate		1


NOTES NO.	CODE NO.	DESCRIPTION	VALIDITY	Q.TY 
-----------	----------	-------------	----------	--

DRAWING 033

REAR SUSPENSION



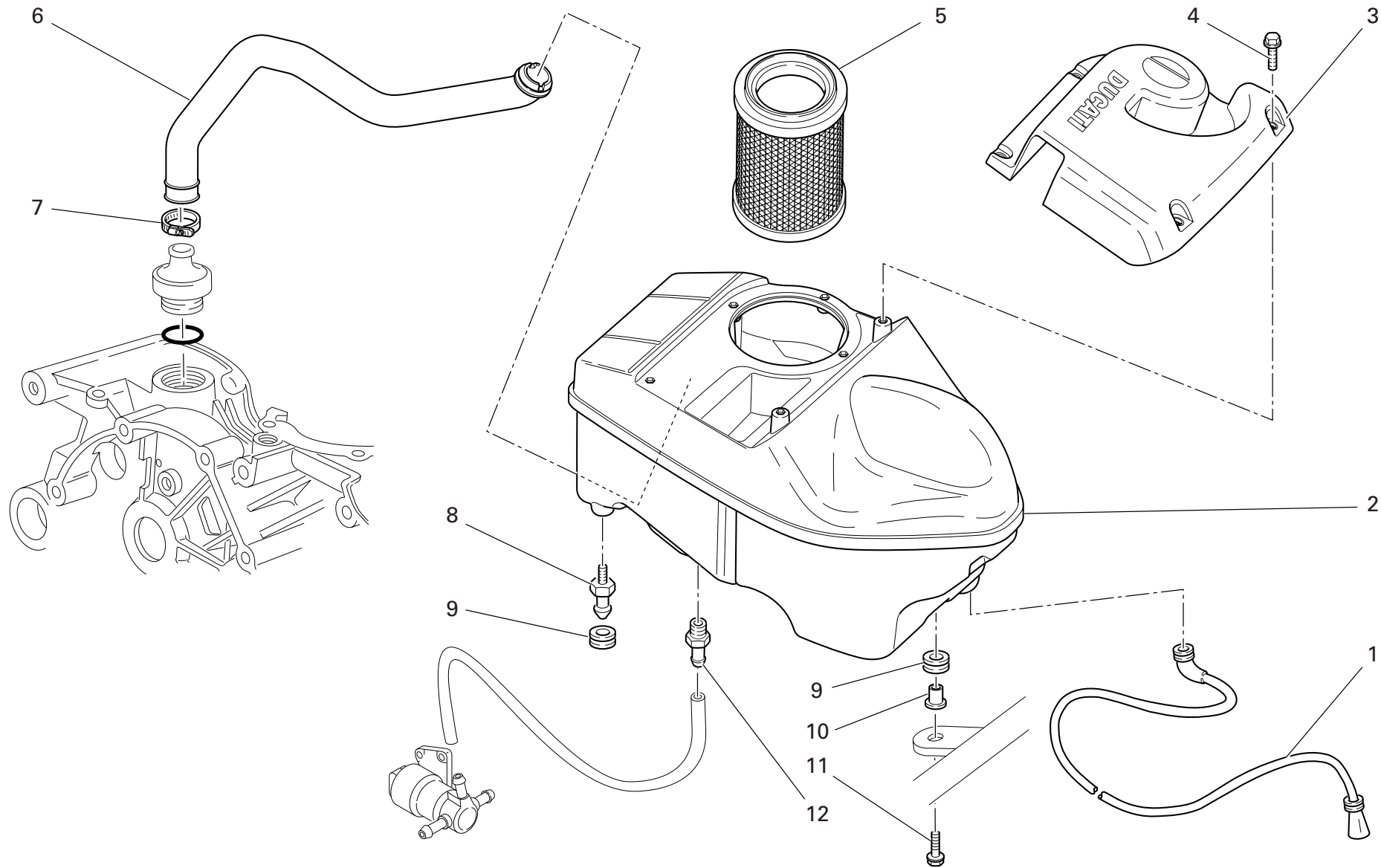
DRAWING 033 REAR SUSPENSION

NOTES NO.	CODE NO.	DESCRIPTION	VALIDITY	Q.TY
				
1	365.2.081.1A	Shock absorber (OHLINS)		1
2	372.1.014.1A	Reaction rod		1
3	872.1.041.1A	R.H. cap		1
4	710.1.025.1A	Bush		4
5	771.5.938.8B	Screw		1
6	848.4.027.1A	Ball joint		1
7	771.5.937.8B	Screw		1
8	372.2.016.1A	Rocker assembly		1
9	93781.1824	Seal ring		2
10	701.4.006.1A	Needle bearing		4
11	715.1.005.1A	Spacer		1
12	771.1.031.1A	Screw		1
13	713.1.238.1A	Spacer		1
14	748.4.037.1AB	Nut		1
15	771.1.016.1A	Screw		1
16	750.1.117.1A	Special nut		1
17	872.1.042.1A	L.H. cap		1
18	417.9.090.1B	Nut		1
19	848.4.026.1A	Ball joint		1

NOTES NO.	CODE NO.	DESCRIPTION	VALIDITY	Q.TY
				

DRAWING 034

AIR INTAKE - OIL BREATHER



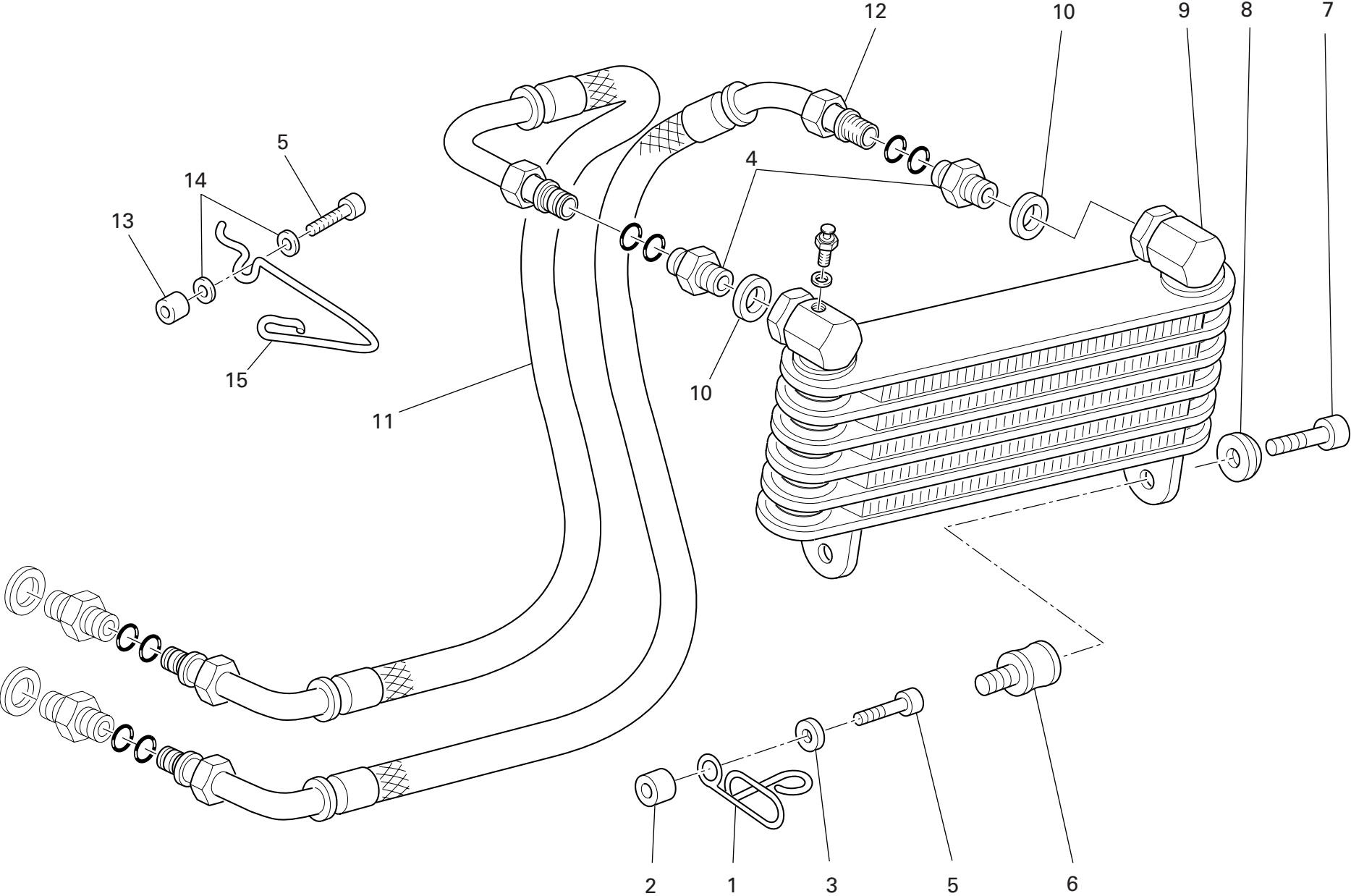
DRAWING 034 AIR INTAKE - OIL BREATHER

NOTES NO.	CODE NO.	DESCRIPTION	VALIDITY	Q.TY
1	877.2.046.1A	Tube		1
2	442.1.129.1B	Air filter box		1
3	246.1.089.1A	Filter case cover		1
4	772.1.045.1A	Screw		6
5	426.1.025.1A	Filter element		1
6	876.1.093.1A	Breather pipe		1
7	741.4.002.1A	Hose guide		1
8	821.1.075.1A	Pin		2
9	764.1.090.1A	Rubber pad		3
10	716.1.022.1B	Spacer		1
11	772.5.031.1B	Screw		1
12	779.1.335.1A	Pressure pick-up point		1

NOTES NO.	CODE NO.	DESCRIPTION	VALIDITY	Q.TY
-----------	----------	-------------	----------	------

DRAWING 035


OIL COOLER



DRAWING

035

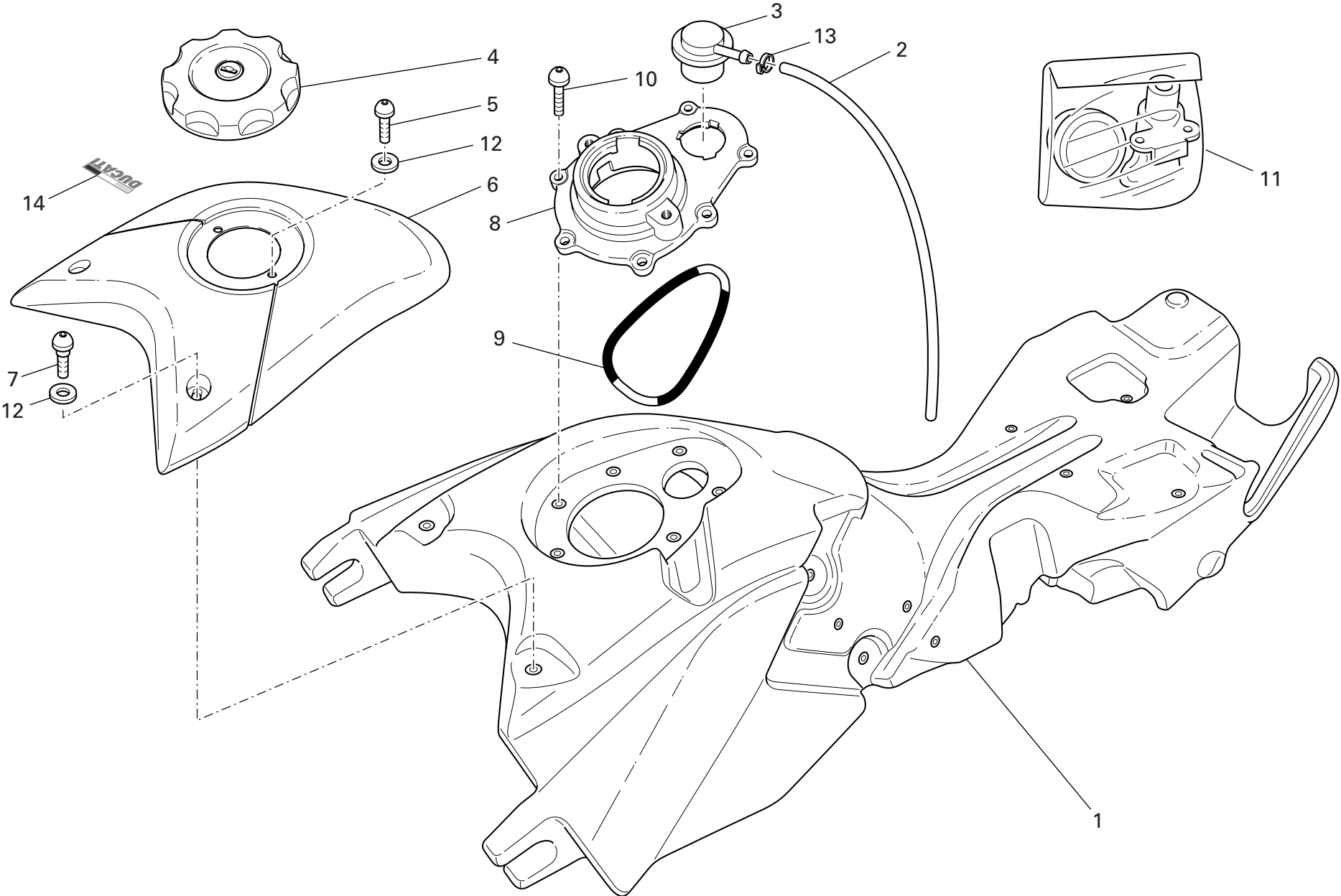
OIL COOLER

NOTES NO.	CODE NO.	DESCRIPTION	VALIDITY	Q.TY
				
1	829.1.109.1B	Ring		1
2	713.1.365.1A	Spacer		1
3	852.5.028.1A	Washer		1
4	815.1.022.1A	Nipple		2
5	771.5.071.8B	Screw		3
6	700.1.011.1B	Vibration damper		2
7	779.5.004.1B	Screw		2
8	841.1.001.1C	Retainer		2
9	548.4.080.1A	Oil cooler		1
10	420.2.006.4A	Aluminium gasket		2
11	875.1.136.1A	Oil delivery pipe		1
12	875.1.052.1A	Oil return pipe		1
13	713.1.241.1A	Spacer		2
14	852.1.176.1A	Washer		4
15	758.1.025.1A	Hose guide		2


NOTES NO.	CODE NO.	DESCRIPTION	VALIDITY	Q.TY
				

DRAWING 036

FUEL TANK

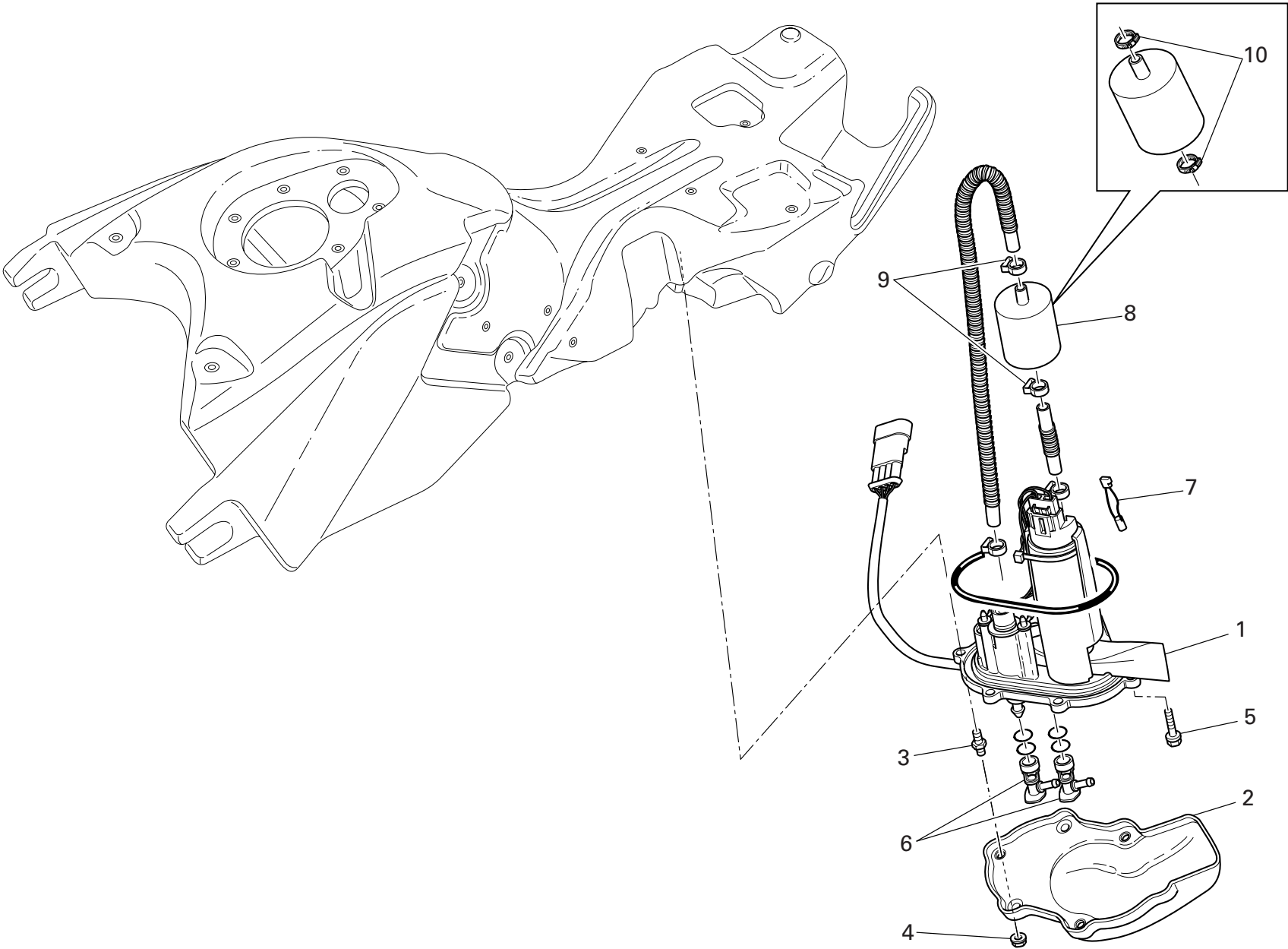


DRAWING 036 FUEL TANK


NOTES NO.	CODE NO.	DESCRIPTION	VALIDITY	Q.TY
				
1	586.3.170.1B	Tank		1
2	935.1.007.1A	Breather pipe		1
3	593.4.035.1A	Breather valve		1
4	895.2.018.1A	Tank cap		1
5	775.1.042.1A	Screw		2
6	480.1.254.1A	Cover		1
7	779.1.290.1A	Screw		2
8	668.1.040.1A	Filler		1
9	886.4.130.1A	O-ring		1
10	775.1.004.1A	Screw		7
11	598.2.059.1B	Key-operated switch		1
12	856.1.128.1A	Washer		4
13	741.4.063.1A	Hose guide		1
14	435.1.140.1A	ITA flag sticker		1

NOTES NO.	CODE NO.	DESCRIPTION	VALIDITY	Q.TY
				

DRAWING 037 FUEL SYSTEM



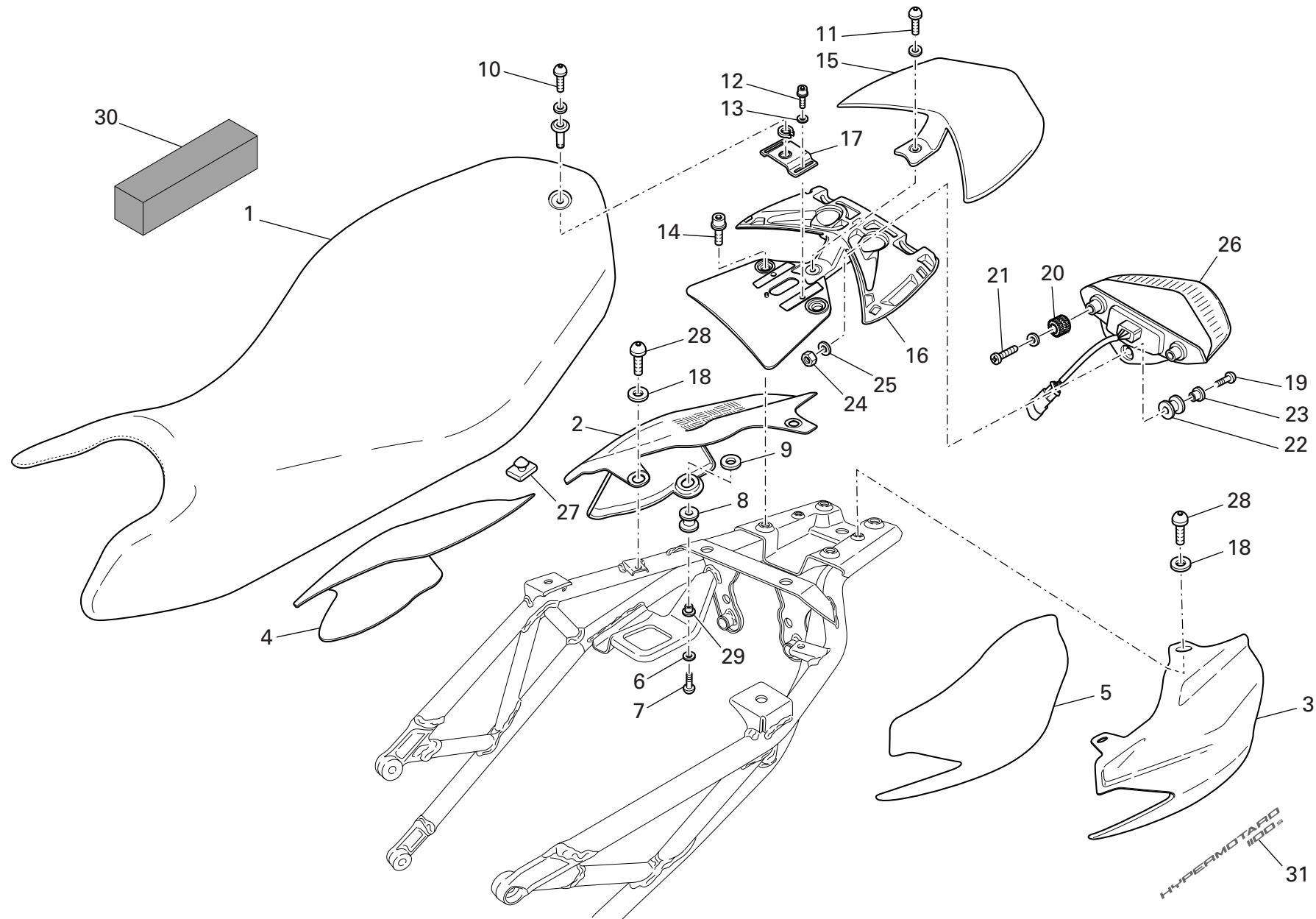
DRAWING 037 FUEL SYSTEM

NOTES NO.	CODE NO.	DESCRIPTION	VALIDITY	Q.TY 
1	160.2.370.1A	Flange		1
2	460.1.272.1A	Protection		1
3	779.1.351.1A	Special screw		3
4	750.5.006.1A	Nut		3
5	771.5.641.8B	Screw		3
6	814.4.010.1A	Quick-coupling union		2
7	552.4.048.1A	Thermistor		1
8	425.4.004.1B	Fuel filter		1
9	741.4.158.1A	Clamp		2
10	699.2.345.1A	Clamps kit		2

NOTES NO.	CODE NO.	DESCRIPTION	VALIDITY	Q.TY 

DRAWING 038


SEAT - TAIL LIGHT



DRAWING 038 SEAT - TAIL LIGHT

NOTES NO.	CODE NO.	DESCRIPTION	VALIDITY	Q.TY 
1	595.2.090.1A	Seat		1
2	482.1.152.1A	Body panel (R.H.) (CARBON)		1
3	482.1.153.1A	Body panel (L.H.) (CARBON)		1
4	460.1.284.1A	Thermal protection (R.H.)		1
5	460.1.285.1A	Thermal protection (L.H.)		1
6	852.1.167.1A	Washer		2
7	775.5.018.1A	Screw		2
8	764.1.069.1A	Rubber pad		2
9	852.1.148.1A	Washer		2
10	775.5.019.1A	Screw		1
11	775.5.005.1A	Screw		1
12	771.5.641.8B	Screw		2
13	852.5.030.1A	Washer		2
14	771.5.725.8B	Screw		4
15	483.1.060.1AA	Cover		1
16	806.1.022.1A	Handle		1
17	829.1.950.1A	Plate		1
18	856.1.128.1A	Washer		4
19	775.1.011.1B	Screw		1
20	764.1.024.1A	Vibration damper pad		2
21	774.4.006.1A	Screw		2
22	764.1.029.1A	Rubber pad		1
23	716.1.402.1A	Spacer		1
24	749.5.002.1B	Nut		1
25	852.4.013.1A	Washer		1
26	525.1.036.1A	Tail lamp		1
27	866.1.061.1A	Rubber pad		4

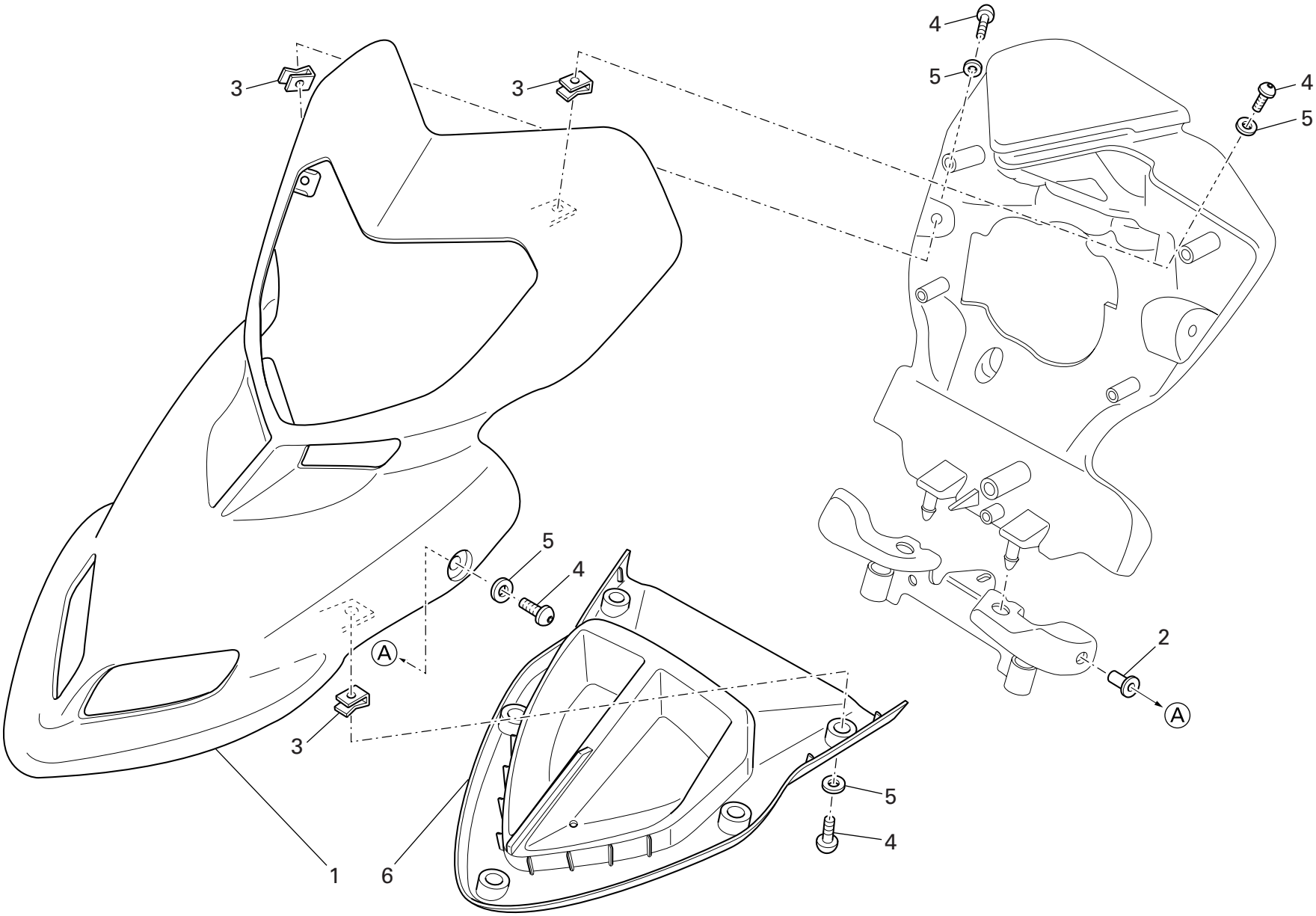
CATALOGUE No: 915.1.259.1B
ISSUED: 03 - 07

NOTES NO.	CODE NO.	DESCRIPTION	VALIDITY	Q.TY 
28	779.1.487.1A	Screw		4
29	716.1.112.1A	Spacer		2
30	866.1.090.1A	Pad		1
31	436.1.179.1A	Sticker "HYPERMOTARD 1100s"		2


CATALOGUE No: 915.1.259.1B
ISSUED: 03 - 07

DRAWING 039

HEADLIGHT FAIRING

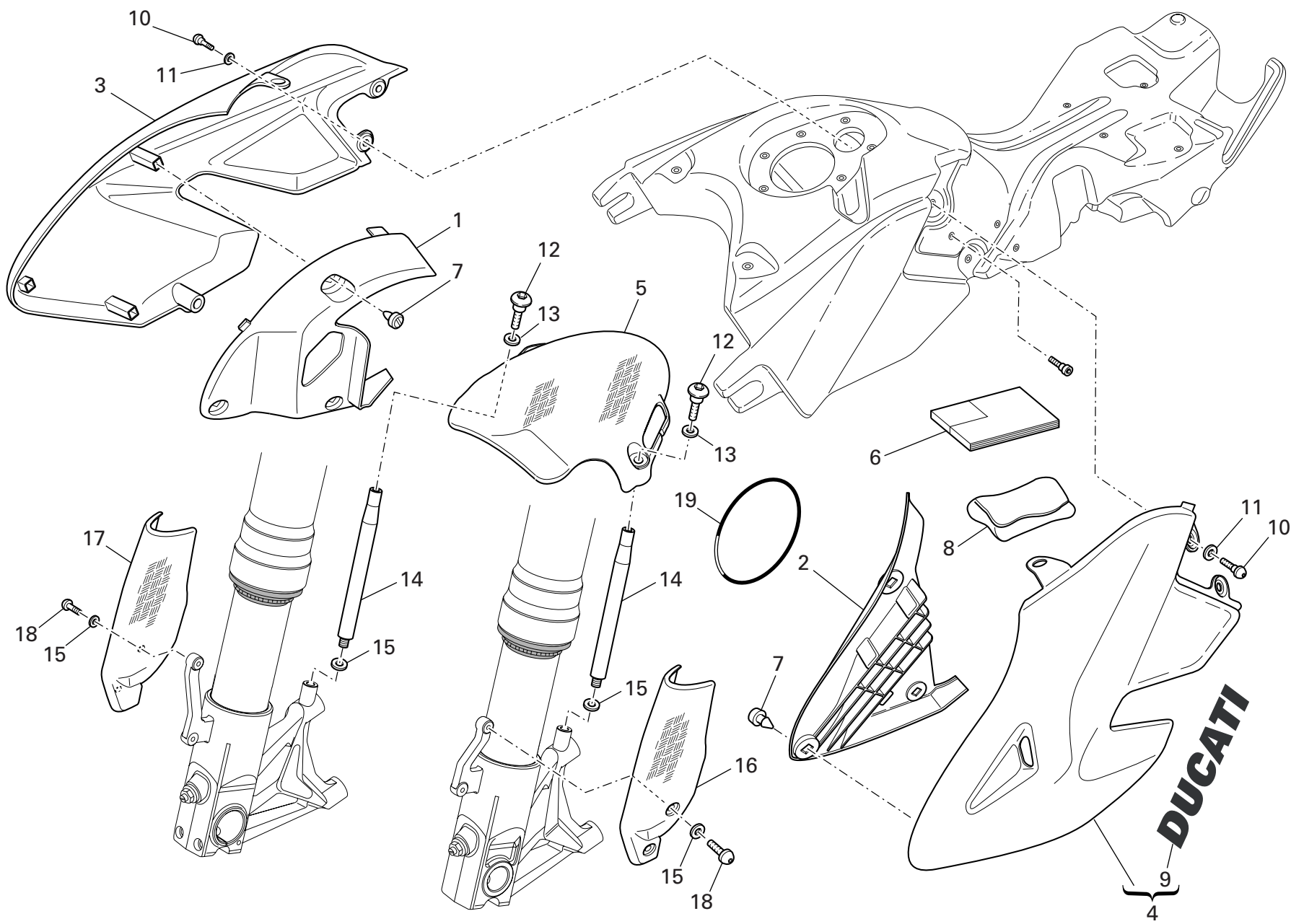


DRAWING 039 HEADLIGHT FAIRING


NOTES NO.	CODE NO.	DESCRIPTION	VALIDITY	Q.TY	
1	481.1.045.1AA	Headlight fairing		1	
2	850.4.082.1A	Insert		2	
3	850.4.103.1A	Quik fastening		9	
4	779.1.487.1A	Screw		11	
5	856.1.128.1A	Washer		11	
6	564.1.071.1A	Mudguard		1	

NOTES NO.	CODE NO.	DESCRIPTION	VALIDITY	Q.TY	
-----------	----------	-------------	----------	------	---

DRAWING 039a FAIRING



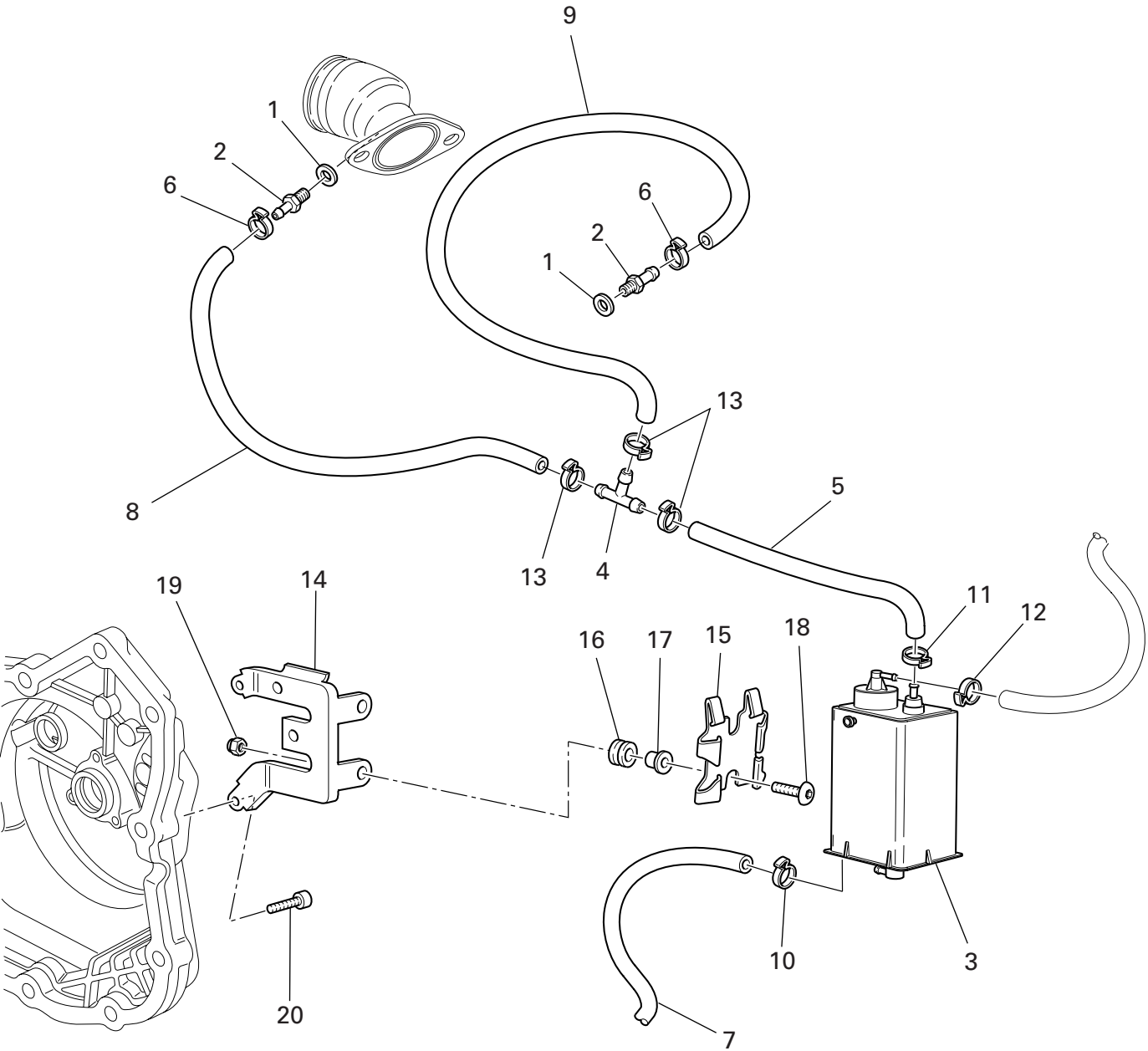
DRAWING 039a FAIRING

NOTES NO.	CODE NO.	DESCRIPTION	VALIDITY	Q.TY
				
1	480.1.252.1A	Panel (R.H.)		1
2	480.1.253.1A	Panel (L.H.)		1
3	480.1.250.1AA	Fairing (R.H.)		1
4	480.1.251.1AA	Fairing (L.H.)		1
5	564.1.072.1A	Mudguard (front) (CARBON)		1
6	913.7.127.1B	Owner's manual		1
7	850.4.110.1A	Quik fastening		6
8	697.2.021.1A	Tool bag		1
9	436.1.148.1A	Sticker "DUCATI"		2
10	779.1.487.1A	Screw		6
11	856.1.128.1A	Washer		6
12	779.1.439.2A	Screw		2
13	852.1.176.1A	Washer		2
14	829.1.745.1A	Holder		2
15	856.1.127.1A	Washer		6
16	460.1.281.1A	Protection (L.H.) (CARBON)		1
17	460.1.280.1A	Protection (R.H.) (CARBON)		1
18	775.1.008.1B	Screw		4
19	759.1.021.1A	Rubber		1

NOTES NO.	CODE NO.	DESCRIPTION	VALIDITY	Q.TY
				

DRAWING 040

EVAPORATIVE EMISSIONS CANISTER




DRAWING 040 EVAPORATIVE EMISSIONS CANISTER

NOTES NO.	CODE NO.	DESCRIPTION	VALIDITY	Q.TY
1	0250.70.223	Aluminium gasket		2
2	814.1.180.1A	Union		2
3	426.1.007.1B	Canister filter		1
4	0361.98.850	Shunt valve		1
5	590.1.250.1A	Union/filter pipe		1
6	741.4.043.1A	Hose guide		2
7	590.1.141.1A	Tube		1
8	590.1.213.1A	Tube		1
9	590.1.112.1A	Fuel pipe		1
10	741.4.057.1A	Hose guide		1
11	741.4.058.1A	Hose guide		1
12	741.4.063.1A	Hose guide		1
13	741.4.059.1A	Hose guide		3
14	830.1.292.2A	Bracket		1
15	827.1.157.1A	Plate		1
16	764.1.029.1A	Rubber pad		2
17	716.1.043.1B	Spacer		2
18	775.5.013.1A	Screw		2
19	748.1.036.1A	Nut		2
20	771.5.071.8B	Screw		2

NOTES NO.	CODE NO.	DESCRIPTION	VALIDITY	Q.TY
-----------	----------	-------------	----------	------

DRAWING 041

DATA PLATE POSITIONS



DRAWING 041 DATA PLATE POSITIONS

NOTES NO.	CODE NO.	DESCRIPTION	VALIDITY	Q.TY
1	433.1.164.1A	Sticker		1
2	433.1.166.1A	Label		2

NOTES NO.	CODE NO.	DESCRIPTION	VALIDITY	Q.TY
-----------	----------	-------------	----------	------

INDEX

CODE No.	Drwg.	POS. N.	CODE No.	Drwg.	POS. N.	CODE No.	Drwg.	POS. N.	CODE No.	Drwg.	POS. N.	CODE No.	Drwg.	POS. N.
0000.01199	029	29	0660.13.165	002	25	120.2.146.1A	007	4	172.1.010.3A	003	20	211.1.040.1A	014	21
0000.01199	031a	33	0660.16.145	004	21	121.1.127.1A	007	3	172.1.011.3A	003	23	211.1.040.1A	015	7
0000.61078	027	12	0660.47.040	006	13	121.2.045.1A	007	1	172.1.218.2A	003	18	220.3.208.3A	009	16
0000.66181	028	15	0665.49.680	005	8	122.2.144.1A	007	9	172.1.219.2A	003	24	225.2.212.1A	010	1
0124.40.060	008	12	0670.16.145	003	7	137.2.003.4B	016	7	173.1.022.1A	012	14	235.2.037.1AD	013	12
0250.70.223	040	1	0670.16.150	003	3	146.2.091.1A	006	1	174.1.038.1A	009	12	240.2.031.1AB	015	24
0251.47.054	003	1	0670.16.155	003	19	147.1.026.1A	008	9	174.2.038.1A	009	1	240.2.039.2A	014	10
0272.91.090	002	8	0670.16.170	003	26	148.1.284.2A	013	16	176.1.020.1A	012	10	240.2.039.2A	015	12
0361.98.850	040	4	0670.49.310	009	26	148.1.285.2A	013	9	180.1.001.1A	002	11	242.2.077.1AC	011	19
0370.49.250	010	22	0670.92.190	014	8	149.1.004.1A	003	2	180.1.002.1A	002	12	243.1.025.1AG	005	1
0370.72.020	027	8	0670.92.190	015	8	149.1.061.1A	003	25	180.1.008.1A	002	24	243.2.115.1AC	005	6
0370.72.020	028	12	0755.29.025	006	15	150.2.063.2A	003	28	182.2.026.3A	002	18	245.1.030.1A	013	5
0370.84.005	017	4	0755.29.025	008	5	150.2.072.2A	003	27	182.2.028.1A	002	18	245.1.031.1A	013	6
0374.37.190	023	20	0759.49.280	009	15	158.2.012.1A	006	5	184.1.005.1A	029	10	245.1.058.1B	008	1
0375.92.210	014	13	0765.92.185	014	8	160.1.021.1C	025	5	187.1.002.1A	027	20	245.1.059.1B	008	4
0375.92.210	015	16	0765.92.185	015	8	160.1.097.1A	012	13	187.1.002.1A	028	22	246.1.060.2A	030	18
0400.09.050	002	21	0765.92.190	014	8	160.1.105.1A	013	19	190.2.018.1A	004	8	246.1.089.1A	034	3
0400.29.125	002	34	0765.92.190	015	8	160.2.370.1A	037	1	194.2.015.2A	004	12	247.1.203.1A	011	4
0400.29.126	002	34	0765.92.205	002	21	162.1.001.1B	004	7	195.4.003.1A	004	22	247.1.210.1AC	011	9
051.2.001.1A	001	10	0765.92.205	014	8	170.2.117.1A	004	17	196.1.001.2B	004	10	247.1.262.1A	031	5
0619.92.180	014	8	0765.92.205	015	8	171.2.075.1B	008	10	198.1.029.1A	004	13	247.1.262.1A	031a	27
0619.92.180	015	8	0799.13.110	002	27	172.1.002.1B	003	10	208.1.012.4A	014	14	247.1.313.1A	031	20
0647.70.010	014	12	112.1.012.1AB	006	8	172.1.003.3A	003	8	208.1.012.4A	015	14	247.1.313.1A	031a	37
0647.70.010	015	20	112.1.012.1AC	006	8	172.1.004.3A	003	5	209.1.041.1A	014	16	254.4.001.2A	005	4
0660.13.060	002	19	117.1.067.1A	029	8	172.1.005.3A	003	9	209.1.041.1A	015	18	255.1.023.2A	008	15
0660.13.070	002	13	117.2.006.1A	004	29	172.1.008.1A	003	22	210.1.042.1A	014	22	255.1.024.2A	013	3
0660.13.143	002	9	120.2.145.1A	007	8	172.1.009.1A	003	21	210.1.042.1A	015	6	264.4.014.3B	011	1
CATALOGUE No: ISSUED:	915.1.259.1B 03 - 07						CATALOGUE No: ISSUED:		915.1.259.1B 03 - 07					

INDEX

CODE No.	Drwg.	POS. N.	CODE No.	Drwg.	POS. N.	CODE No.	Drwg.	POS. N.	CODE No.	Drwg.	POS. N.	CODE No.	Drwg.	POS. N.
270.4.010.1A	012	1	304.1.042.1B	015	4	349.2.046.1A	023	18	425.4.004.1B	037	8	460.1.275.1A	017	30
276.1.025.1C	012	16	304.1.042.1BB	014	2	349.2.047.1A	023	3	426.1.007.1B	040	3	460.1.280.1A	039a	17
280.4.015.1A	016	10	304.1.042.1BB	015	4	360.1.090.1A	026	6	426.1.025.1A	034	5	460.1.281.1A	039a	16
282.4.082.1A	016	1	304.1.042.1BC	014	2	360.1.091.1A	026	2	433.1.164.1A	041	1	460.1.284.1A	038	4
283.4.011.1A	016	6	304.1.042.1BC	015	4	360.1.092.1A	026	1	433.1.166.1A	041	2	460.1.285.1A	038	5
286.2.040.1A	019	9	304.1.043.1B	014	3	365.2.081.1A	033	1	433.1.312.1A	032	20	460.1.310.1A	026	36
286.4.156.1C	020	12	304.1.043.1B	015	5	369.1.011.1A	032	9	435.1.140.1A	036	14	463.2.010.9A	014	9
287.4.024.1B	016	5	304.1.043.1BB	014	3	370.1.033.2B	032	1	436.1.148.1A	039a	9	463.2.010.9A	015	11
301.2.232.1A	015	1	304.1.043.1BB	015	5	372.1.014.1A	033	2	436.1.179.1A	038	31	463.2.026.1A	014	20
301.2.233.1A	014	1	304.1.043.1BC	014	3	372.2.016.1A	033	8	442.1.129.1B	034	2	463.2.026.1A	015	34
303.1.040.1B	014	5	304.1.043.1BC	015	5	380.4.010.1C	020	5	444.4.003.4A	009	20	463.2.053.7A	004	15
303.1.040.1B	015	2	341.1.065.1A	026	20	389.4.019.1A	019	12	447.1.048.1A	032	14	464.1.037.1A	031	1
303.1.040.1BA	014	5	342.2.050.1A	026	9	389.4.020.1A	019	12	447.1.049.1A	032	16	464.1.038.1A	031a	32
303.1.040.1BA	015	2	344.2.021.1A	023	1	389.4.021.1A	019	12	447.1.050.1A	032	18	464.1.050.1A	031	9
303.1.040.1BB	014	5	345.2.021.1A	023	2	389.4.022.1A	019	12	447.1.051.1A	032	17	464.1.051.1A	031a	23
303.1.040.1BB	015	2	348.2.024.1A	023	11	389.4.023.1A	019	19	449.1.045.1A	003	12	470.1.195.1B	030	7
303.1.040.1BC	014	5	348.2.025.1A	023	15	389.4.024.1A	019	12	451.2.020.1A	008	7	470.1.200.1BA	030	1
303.1.040.1BC	015	2	348.2.026.1A	023	16	390.4.021.1A	022	22	451.2.021.1A	008	6	480.1.250.1AA	039a	3
303.1.041.1C	014	4	349.1.001.1A	023	13	390.4.024.1A	021	16	455.1.015.1B	029	37	480.1.251.1AA	039a	4
303.1.041.1C	015	3	349.1.215.1A	023	17	390.4.025.1A	019	11	455.2.003.1A	002	4	480.1.252.1A	039a	1
303.1.041.1CA	014	4	349.1.216.1A	023	5	390.4.026.1A	021	15	456.1.038.1A	031a	20	480.1.253.1A	039a	2
303.1.041.1CA	015	3	349.1.217.1A	023	6	390.4.027.1A	021	14	456.2.035.2A	031a	12	480.1.254.1A	036	6
303.1.041.1CB	014	4	349.1.218.1A	023	7	395.2.013.1C	019	1	457.2.022.2A	029	24	481.1.045.1AA	039	1
303.1.041.1CB	015	3	349.1.219.1A	023	8	397.4.005.1A	019	3	460.1.153.1A	032	22	482.1.152.1A	038	2
303.1.041.1CC	014	4	349.1.220.1A	023	9	406.1.058.2A	021	1	460.1.270.1A	026	26	482.1.153.1A	038	3
303.1.041.1CC	015	3	349.2.034.1A	023	10	417.9.090.1B	033	18	460.1.271.1A	026	25	483.1.060.1AA	038	15
304.1.042.1B	014	2	349.2.045.1A	023	4	420.2.006.4A	035	10	460.1.272.1A	037	2	492.4.076.1A	025	20
CATALOGUE No: 915.1.259.1B ISSUED: 03 - 07						CATALOGUE No: 915.1.259.1B ISSUED: 03 - 07								

CODE No.	Drwg.	POS. N.	CODE No.	Drwg.	POS. N.	CODE No.	Drwg.	POS. N.	CODE No.	Drwg.	POS. N.	CODE No.	Drwg.	POS. N.
492.4.092.1A	024	5	530.1.015.1A	026	23	561.1.041.1A	022	6	595.2.090.1A	038	1	631.4.008.1A	029	12
494.1.097.1A	025	10	530.1.016.1A	022	4	561.1.042.1A	022	7	598.2.059.1B	036	11	631.4.016.1A	029	18
494.2.104.1A	025	19	530.1.017.1A	022	3	564.1.045.1A	025	22	610.4.090.1A	028	9	632.1.043.1A	027	18
497.2.001.2A	024	3	539.1.021.1B	002	6	564.1.071.1A	039	6	610.4.091.1A	028	26	650.1.007.1A	026	15
497.2.003.1A	024	16	539.1.023.2A	018	5	564.1.072.1A	039a	5	611.4.031.1A	029	14	651.1.007.1A	026	14
501.2.115.1AB	024	10	539.4.003.1B	029	32	564.1.075.1A	017	34	612.4.005.1A	027	4	654.4.010.1A	026	22
502.2.129.1AB	024	7	539.4.030.2A	005	16	570.1.258.1A	017	1	612.4.005.1A	028	21	656.2.071.1A	026	30
510.1.544.1A	019	2	539.4.036.1A	027	6	570.2.265.1A	017	11	612.4.008.1A	029	19	668.1.040.1A	036	8
513.1.020.1A	019	20	539.4.043.1A	028	5	571.1.258.1A	017	2	612.4.016.1A	029	17	669.1.001.1E	014	18
514.1.032.1A	001c	9	540.4.026.1A	020	14	572.2.145.1A	017	10	612.4.037.1A	028	30	669.1.001.1E	015	15
514.1.033.1A	001c	13	541.4.007.1A	019	18	573.1.105.1A	017	19	613.4.038.1A	029	16	670.4.035.1A	020	2
514.1.035.1A	001c	10	544.1.011.1A	020	18	574.1.105.1A	017	13	613.4.079.1A	028	8	671.1.024.1A	020	1
514.1.036.1A	001c	10	548.4.080.1A	035	9	576.1.060.1A	017	18	618.4.083.1A	028	19	671.1.027.1A	020	9
514.1.037.1A	001c	6	552.1.037.1A	001c	4	585.4.001.1A	029	4	619.4.039.1A	029	13	671.1.028.1A	020	8
514.1.038.1A	001c	14	552.1.038.1A	001c	5	586.3.170.1B	036	1	624.4.051.1A	028	1	671.1.031.1A	020	3
514.1.053.1A	019	4	552.1.039.1A	001c	19	590.1.112.1A	040	9	625.4.020.1A	029	1	672.1.034.1A	015	25
514.1.056.1A	019	5	552.1.040.1A	001c	11	590.1.141.1A	040	7	626.4.013.1A	029	33	676.2.064.1A	025	25
516.4.004.1B	020	10	552.1.043.1A	029	21	590.1.189.1A	001c	1	626.4.044.1A	028	20	676.4.064.1A	025	26
518.4.004.2B	030	15	552.1.111.1A	017	20	590.1.190.1A	001c	2	626.4.055.1A	027	2	677.4.002.1A	001a	3
520.1.016.1A	021	12	552.4.013.1A	015	32	590.1.213.1A	040	8	626.4.056.1A	027	5	680.1.001.1B	009	27
523.1.030.1A	026	28	552.4.031.2B	021	6	590.1.250.1A	040	5	626.4.056.1A	028	7	697.2.021.1A	039a	8
523.1.031.1A	026	27	552.4.048.1A	037	7	590.1.301.1A	016	8	626.4.057.1A	027	21	698.1.033.1A	001c	15
525.1.030.1A	022	17	552.4.132.1A	010	34	590.1.302.1A	016	9	626.4.057.1A	028	29	699.2.345.1A	037	10
525.1.036.1A	038	26	556.1.018.1D	018	9	593.1.003.1B	010	33	626.4.058.1A	028	2	700.1.011.1B	035	6
529.1.001.1A	023	19	556.1.036.1A	018	3	593.1.018.1A	009	5	630.4.041.1A	027	1	700.1.017.1E	025	9
529.1.010.1A	022	20	556.2.037.1B	018	1	593.4.030.1A	017	9	631.4.008.1A	027	3	700.1.036.1A	012	19
530.1.014.1A	026	24	561.1.024.1A	022	18	593.4.035.1A	036	3	631.4.008.1A	028	6	700.1.038.1C	021	2
CATALOGUE No: ISSUED:	915.1.259.1B 03 - 07						CATALOGUE No: ISSUED:	915.1.259.1B 03 - 07						

INDEX

CODE No.	Drwg.	POS. N.	CODE No.	Drwg.	POS. N.	CODE No.	Drwg.	POS. N.	CODE No.	Drwg.	POS. N.	CODE No.	Drwg.	POS. N.
700.1.040.1A	007	12	703.5.006.2A	013	1	713.1.137.1A	015	27	72094.1616	010	10	74224.0570	004	24
700.1.040.1A	014	25	70610.8120	004	11	713.1.140.1A	010	14	72121.2106	006	4	74224.0570	006	7
700.1.040.1A	015	23	710.1.002.1A	004	23	713.1.157.1A	003	32	732.1.022.1A	017	24	747.5.003.1A	029	36
700.1.049.1A	031	13	710.1.025.1A	033	4	713.1.187.1A	032	3	732.1.023.1A	017	12	747.5.005.1B	029	9
700.1.049.1A	031a	2	710.1.107.1A	026	13	713.1.192.1A	029	34	73500.1542	002	15	747.5.007.1A	026	8
700.1.054.1A	026	19	710.1.109.1A	032	5	713.1.196.1A	024	17	73500.1747	015	26	748.1.014.1C	024	1
701.4.005.1A	003	4	711.1.007.1A	006	6	713.1.197.3A	024	2	73503.3380	010	18	748.1.036.1A	017	21
701.4.006.1A	033	10	711.1.067.1A	025	7	713.1.238.1A	033	13	73503.3380	011	2	748.1.036.1A	025	23
701.4.008.1A	012	11	711.1.095.1A	010	32	713.1.241.1A	035	13	737.4.021.1A	008	19	748.1.036.1A	040	19
701.4.017.1A	032	6	711.1.126.1A	007	11	713.1.266.1A	003	15	741.4.002.1A	034	7	748.1.039.1A	016	2
702.4.004.1A	026	18	711.1.128.1A	010	3	713.1.352.1A	014	27	741.4.038.1A	029	35	748.1.040.1A	002	23
702.4.013.1A	010	26	711.1.130.1A	026	31	713.1.352.1A	015	35	741.4.042.1A	016	3	748.1.044.1A	030	8
702.4.017.1A	004	20	711.1.160.1A	005	13	713.1.365.1A	011	12	741.4.043.1A	027	14	748.1.050.1A	010	8
702.4.018.1A	012	15	711.1.160.1A	011	18	713.1.365.1A	035	2	741.4.043.1A	028	16	748.4.002.1A	030	3
702.4.033.1A	010	9	711.1.172.1A	007	7	713.1.384.1A	022	14	741.4.043.1A	029	2	748.4.024.1AB	025	4
702.4.092.1A	010	25	711.1.181.1A	020	6	714.1.027.1A	024	15	741.4.043.1A	040	6	748.4.024.1AB	026	7
702.4.093.1A	010	21	711.1.250.1A	021	13	714.1.041.1A	025	12	741.4.057.1A	040	10	748.4.033.1A	017	3
702.5.008.1A	010	20	711.1.253.1A	031	21	714.1.047.1A	024	9	741.4.058.1A	040	11	748.4.037.1AB	033	14
702.5.008.1A	011	3	711.1.253.1A	031a	35	715.1.005.1A	033	11	741.4.059.1A	040	13	748.4.100.1AB	022	21
702.5.016.1A	004	14	712.1.018.1A	025	8	716.1.022.1B	020	11	741.4.063.1A	036	13	749.4.002.1A	030	16
702.5.019.1A	010	12	712.1.029.1A	032	7	716.1.022.1B	034	10	741.4.063.1A	040	12	749.4.004.1A	031a	17
702.5.044.1A	003	30	712.1.031.1A	032	8	716.1.043.1B	040	17	741.4.146.1A	017	27	749.4.045.2A	018	10
702.5.045.1A	024	8	712.1.034.1A	029	23	716.1.073.2A	008	13	741.4.158.1A	037	9	749.5.001.1B	022	11
702.5.045.1A	032	2	712.1.034.1A	031a	8	716.1.099.1A	008	17	741.4.164.1A	017	26	749.5.002.1B	021	3
703.1.019.1A	015	30	713.1.012.1B	004	31	716.1.112.1A	038	29	741.4.167.1A	019	13	749.5.002.1B	038	24
703.1.044.1A	026	11	713.1.014.1E	003	11	716.1.145.1A	021	10	74172.1008	006	10	750.1.002.1B	004	25
703.5.006.2A	008	18	713.1.082.1A	017	22	716.1.402.1A	038	23	74172.1008	013	8	750.1.007.1A	003	29
CATALOGUE No: ISSUED:	915.1.259.1B 03 - 07						CATALOGUE No: ISSUED:	915.1.259.1B 03 - 07						

INDEX

CODE No.	Drwg.	POS. N.	CODE No.	Drwg.	POS. N.	CODE No.	Drwg.	POS. N.	CODE No.	Drwg.	POS. N.	CODE No.	Drwg.	POS. N.
750.1.012.2A	006	3	764.1.068.1A	017	33	771.5.066.8B	012	5	771.5.641.8B	038	12	772.1.050.1A	028	28
750.1.018.1C	025	2	764.1.069.1A	021	5	771.5.066.8B	013	10	771.5.665.8B	011	5	772.1.090.1A	017	8
750.1.019.1B	024	13	764.1.069.1A	038	8	771.5.066.8B	014	11	771.5.665.8B	022	2	772.5.029.1A	029	22
750.1.116.1A	032	10	764.1.075.1A	020	13	771.5.066.8B	015	13	771.5.666.8B	031a	22	772.5.029.1A	032	21
750.1.117.1A	033	16	764.1.075.1A	021	8	771.5.067.8B	011	13	771.5.667.8B	020	16	772.5.031.1B	022	5
750.1.121.1A	012	3	764.1.084.1A	022	15	771.5.069.8B	005	5	771.5.667.8B	031a	10	772.5.031.1B	029	20
750.5.006.1A	037	4	764.1.090.1A	034	9	771.5.069.8B	009	10	771.5.668.8B	029	28	772.5.031.1B	034	11
75113.2566	004	18	76402.0002	003	17	771.5.069.8B	011	6	771.5.668.8B	031a	21	772.5.032.1A	029	26
756.2.006.2A	025	13	766.1.059.1A	010	6	771.5.069.8B	012	7	771.5.673.8B	030	12	772.5.033.1A	017	25
75794.1542	010	17	766.4.017.2A	013	17	771.5.071.8B	011	17	771.5.675.1B	020	19	772.5.033.1A	020	17
758.1.025.1A	035	15	766.4.018.1A	013	18	771.5.071.8B	012	6	771.5.675.8B	020	15	772.5.037.1A	028	24
758.4.016.1A	019	15	76835.1134	002	10	771.5.071.8B	035	5	771.5.675.8B	026	29	772.5.038.1A	017	14
759.1.008.1A	025	1	770.5.250.8B	010	15	771.5.071.8B	040	20	771.5.723.8B	029	15	773.5.041.3B	026	32
759.1.009.1A	024	12	771.1.016.1A	033	15	771.5.072.8B	008	2	771.5.725.8B	026	5	773.5.065.8B	013	15
759.1.021.1A	039a	19	771.1.026.1A	005	2	771.5.072.8B	010	4	771.5.725.8B	031	8	774.4.003.1A	021	7
764.1.002.1A	014	6	771.1.026.3A	002	28	771.5.072.8B	023	14	771.5.725.8B	031a	24	774.4.004.1A	021	4
764.1.002.1A	015	21	771.1.027.1A	005	3	771.5.073.8B	011	16	771.5.725.8B	038	14	774.4.005.1A	022	24
764.1.003.1B	004	6	771.1.027.1A	012	12	771.5.078.8B	005	20	771.5.727.8B	026	21	774.4.006.1A	038	21
764.1.011.2A	029	25	771.1.031.1A	033	12	771.5.079.8B	005	21	771.5.729.8B	030	10	774.5.012.1A	026	37
764.1.011.2A	031a	13	771.5.039.3B	026	12	771.5.080.8B	010	27	771.5.937.8B	033	7	775.1.004.1A	036	10
764.1.024.1A	017	23	771.5.040.8B	011	21	771.5.123.8B	002	30	771.5.938.8B	033	5	775.1.008.1B	032	15
764.1.024.1A	038	20	771.5.042.8B	020	4	771.5.129.8B	009	8	771.5.941.8B	026	4	775.1.008.1B	039a	18
764.1.029.1A	038	22	771.5.043.8B	004	4	771.5.136.8B	010	24	772.1.004.2B	032	12	775.1.011.1B	038	19
764.1.029.1A	040	16	771.5.049.8B	020	7	771.5.154.8B	018	2	772.1.010.3A	008	8	775.1.031.1B	031a	19
764.1.042.1A	017	15	771.5.065.8B	004	28	771.5.266.8B	025	14	772.1.045.1A	031	6	775.1.033.1B	025	24
764.1.066.1A	031	12	771.5.066.8B	008	3	771.5.637.8B	019	6	772.1.045.1A	031a	26	775.1.036.1A	013	14
764.1.066.1A	031a	3	771.5.066.8B	010	36	771.5.641.8B	037	5	772.1.045.1A	034	4	775.1.038.1B	022	16
CATALOGUE No: 915.1.259.1B ISSUED: 03 - 07						CATALOGUE No: 915.1.259.1B ISSUED: 03 - 07								

INDEX

CODE No.	Drwg.	POS. N.	CODE No.	Drwg.	POS. N.	CODE No.	Drwg.	POS. N.	CODE No.	Drwg.	POS. N.	CODE No.	Drwg.	POS. N.	
775.1.042.1A	036	5	779.1.203.3A	002	7	779.1.533.1A	023	12	799.1.088.1B	018	7	818.2.009.1A	004	3	
775.5.005.1A	038	11	779.1.206.1AB	031a	15	779.4.005.2A	018	4	799.1.089.1B	018	6	819.1.043.1A	024	11	
775.5.013.1A	040	18	779.1.213.1A	030	2	779.4.075.1A	011	14	799.1.166.1A	031	14	819.2.064.1A	025	11	
775.5.014.1A	019	16	779.1.221.1B	030	19	779.4.116.1A	021	11	799.1.166.1A	031a	9	821.1.001.1A	002	26	
775.5.014.1A	022	10	779.1.237.1B	029	27	779.4.116.1A	022	13	799.1.174.1A	029	30	821.1.068.1B	031	4	
775.5.015.1A	022	9	779.1.260.1A	017	17	779.5.004.1B	035	7	799.1.247.2A	014	26	821.1.068.1B	031a	28	
775.5.016.1A	017	31	779.1.290.1A	036	7	779.5.030.2A	013	4	799.1.247.2A	015	36	821.1.070.1A	002	17	
775.5.018.1A	038	7	779.1.305.1A	031	10	779.5.059.1A	027	10	799.1.252.1B	031	17	821.1.075.1A	034	8	
775.5.019.1A	038	10	779.1.305.1A	031a	5	779.5.059.1A	028	10	799.1.252.1B	031a	31	821.1.111.2A	014	15	
775.5.020.1A	030	21	779.1.335.1A	034	12	780.1.007.1A	017	6	799.1.253.1A	004	1	821.1.111.2A	015	10	
775.5.021.1A	031	22	779.1.341.1B	030	22	780.1.018.1A	009	6	799.2.077.2A	009	14	821.1.170.1A	031a	11	
775.5.021.1A	031a	34	779.1.351.1A	037	3	780.2.047.1A	009	17	8000.36230	022	25	821.1.279.1A	012	8	
775.5.022.1A	019	14	779.1.366.1AB	027	16	780.5.001.1A	005	22	8000.56443	027	13	824.1.072.1A	031a	4	
777.5.049.8B	011	10	779.1.366.1AB	028	23	786.1.086.1A	007	6	8000.56443	028	18	824.1.079.1A	031	7	
779.1.007.2A	006	9	779.1.366.1AB	029	7	786.1.098.1A	007	10	8000.68490	028	14	824.1.080.1A	031a	25	
779.1.026.2A	011	26	779.1.397.1A	027	19	787.1.008.1A	015	29	8000.70139	001a	8	824.2.071.1A	031	11	
779.1.029.2A	010	2	779.1.399.1A	024	4	787.1.011.1A	010	38	801.1.027.1A	016	4	825.1.035.1A	025	17	
779.1.039.1A	002	3	779.1.415.1A	028	3	788.1.052.1A	005	7	806.1.022.1A	038	16	826.1.009.1A	002	33	
779.1.092.1A	027	7	779.1.418.1A	031	18	788.1.054.2A	012	4	808.1.114.1A	026	33	826.1.012.1A	010	11	
779.1.092.1A	028	13	779.1.418.1A	031a	14	790.1.017.1A	017	28	80N0.21507	031	15	827.1.115.1B	031	3	
779.1.099.1B	026	17	779.1.434.1A	010	30	791.2.043.1A	007	5	80N0.21507	031a	29	827.1.115.1B	031a	30	
779.1.109.1A	006	2	779.1.439.2A	039a	12	799.1.025.1A	002	20	814.1.114.1A	001c	8	827.1.139.2B	018	8	
779.1.133.1A	014	24	779.1.487.1A	038	28	799.1.049.1A	002	1	814.1.180.1A	040	2	827.1.157.1A	040	15	
779.1.133.1A	015	33	779.1.487.1A	039	4	799.1.051.2A	006	14	814.4.010.1A	037	6	827.1.279.1A	031a	18	
779.1.162.2A	009	24	779.1.487.1A	039a	10	799.1.055.1A	009	7	815.1.022.1A	010	31	827.1.311.1A	032	23	
779.1.198.2A	009	23	779.1.511.1A	028	25	799.1.061.1A	014	7	815.1.022.1A	035	4	827.1.445.1A	022	1	
779.1.198.2A	011	22	779.1.512.1A	030	5	799.1.061.1A	015	9	815.1.028.1A	009	21	827.1.446.1A	019	7	
CATALOGUE No: ISSUED:	915.1.259.1B 03 - 07						CATALOGUE No: ISSUED:	915.1.259.1B 03 - 07							

INDEX

CODE No.	Drwg.	POS. N.	CODE No.	Drwg.	POS. N.	CODE No.	Drwg.	POS. N.	CODE No.	Drwg.	POS. N.	CODE No.	Drwg.	POS. N.
827.1.447.1A	019	8	840.1.008.1A	14/15	19	840.1.041.1B	14/15	17	848.4.027.1A	033	6	852.1.104.1K	006	11
827.1.454.1A	031	23	840.1.009.1A	14/15	19	840.1.042.1B	14/15	17	850.1.015.1A	029	11	852.1.104.1L	006	11
827.1.454.1A	031a	36	840.1.010.1A	14/15	19	840.1.043.1B	14/15	17	850.4.052.1A	022	19	852.1.104.1M	006	11
829.1.109.1B	035	1	840.1.012.1A	14/15	19	840.1.044.1B	14/15	17	850.4.067.1A	030	17	852.1.104.1N	006	11
829.1.235.1A	015	31	840.1.014.1A	14/15	19	840.1.045.1B	14/15	17	850.4.082.1A	039	2	852.1.104.2C	006	11
829.1.708.1A	027	9	840.1.015.1A	14/15	19	840.1.046.1B	14/15	17	850.4.103.1A	039	3	852.1.104.2D	006	11
829.1.709.1A	028	11	840.1.015.1A	14/15	19	840.1.047.1B	14/15	17	850.4.110.1A	039a	7	852.1.104.2E	006	11
829.1.745.1A	039a	14	840.1.016.1A	14/15	19	840.1.048.1B	14/15	17	851.1.001.1B	004	9	852.1.104.2F	006	11
829.1.746.1A	021	9	840.1.017.1A	14/15	19	840.1.049.1B	14/15	17	851.1.004.1A	003	13	852.1.104.2G	006	11
829.1.750.1A	019	17	840.1.018.1A	14/15	19	840.1.050.1B	14/15	17	851.1.013.1A	008	11	852.1.104.2I	006	11
829.1.950.1A	038	17	840.1.019.1A	14/15	19	840.1.051.1B	14/15	17	851.1.019.1A	006	12	852.1.104.2J	006	11
830.1.282.1B	025	21	840.1.019.1A	14/15	19	840.1.052.1B	14/15	17	851.4.001.1A	004	5	852.1.120.1A	009	3
830.1.284.1A	011	20	840.1.020.1A	14/15	19	840.1.053.1B	14/15	17	852.1.005.1A	002	14	852.1.120.1A	011	7
830.1.292.2A	040	14	840.1.021.1A	14/15	19	840.1.054.1B	14/15	17	852.1.008.1A	005	10	852.1.148.1A	038	9
830.1.443.1A	028	27	840.1.022.1A	14/15	19	840.1.055.1B	14/15	17	852.1.049.1B	026	3	852.1.151.1A	031a	7
830.1.444.1B	026	35	840.1.023.1A	14/15	19	840.1.056.1B	14/15	17	852.1.053.2A	002	2	852.1.152.1A	029	38
830.1.445.1B	026	34	840.1.024.1A	14/15	19	840.1.057.1B	14/15	17	852.1.055.1A	025	3	852.1.153.1A	029	31
830.1.446.1A	030	14	840.1.025.1A	14/15	19	840.1.058.1B	14/15	17	852.1.057.1A	024	14	852.1.157.1A	022	23
830.1.450.1A	017	32	840.1.026.1A	14/15	19	840.1.059.1B	14/15	17	852.1.058.2A	025	6	852.1.160.1B	017	29
832.1.003.1C	032	11	840.1.027.1A	14/15	19	840.2.001.1A	014	19	852.1.059.1A	025	15	852.1.163.1A	017	16
840.1.001.1A	14/15	19	840.1.028.1A	14/15	19	840.2.001.1A	015	19	852.1.065.1B	031	19	852.1.167.1A	038	6
840.1.002.1A	14/15	19	840.1.029.1A	14/15	19	840.2.002.1B	014	17	852.1.065.1B	031a	1	852.1.169.1A	030	13
840.1.003.1A	14/15	19	840.1.030.1A	14/15	19	840.2.002.1B	015	17	852.1.094.1A	002	19	852.1.172.1A	002	29
840.1.004.1A	14/15	19	840.1.031.1A	14/15	19	841.1.001.1C	035	8	852.1.103.1A	026	16	852.1.172.1A	009	11
840.1.005.1A	14/15	19	840.1.032.1A	14/15	19	841.1.054.1A	004	2	852.1.104.1A	006	11	852.1.173.1A	013	2
840.1.006.1A	14/15	19	840.1.033.1A	14/15	19	848.4.023.1A	031a	16	852.1.104.1B	006	11	852.1.174.1A	002	31
840.1.007.1A	14/15	19	840.1.034.1A	14/15	19	848.4.026.1A	033	19	852.1.104.1H	006	11	852.1.174.1A	009	9
CATALOGUE No: ISSUED:	915.1.259.1B 03 - 07						CATALOGUE No: ISSUED:	915.1.259.1B 03 - 07						

INDEX

CODE No.	Drwg.	POS. N.	CODE No.	Drwg.	POS. N.	CODE No.	Drwg.	POS. N.	CODE No.	Drwg.	POS. N.	CODE No.	Drwg.	POS. N.
852.1.176.1A	011	24	852.5.028.1A	035	3	872.1.026.1A	030	4	884.5.039.1A	009	25	88713.1073	001a	5
852.1.176.1A	035	14	852.5.029.1A	020	20	872.1.041.1A	033	3	886.4.028.1A	015	28	88713.1078	001	12
852.1.176.1A	039a	13	852.5.030.1A	038	13	872.1.042.1A	033	17	886.4.033.1A	010	37	88713.1079	001	14
852.1.179.1A	031	16	853.1.003.1A	010	35	872.1.053.1A	019	10	886.4.035.1A	011	8	88713.1091	001	21
852.1.181.1A	024	6	853.1.003.1A	012	2	872.4.044.1A	032	19	886.4.037.1A	009	4	88713.1096	001a	11
852.1.195.1A	005	17	856.1.001.1A	003	6	873.1.037.1A	009	2	886.4.043.1A	004	27	88713.1215	001	34
852.1.195.1A	009	13	856.1.031.1A	003	16	875.1.052.1A	035	12	886.4.060.1A	013	11	88713.1344	001a	13
852.1.197.1A	013	13	856.1.062.2A	008	16	875.1.065.1A	001c	3	886.4.118.1A	004	26	88713.1429	001	9
852.1.214.1A	014	8	856.1.064.2A	010	7	875.1.136.1A	035	11	886.4.130.1A	036	9	88713.1749	001	24
852.1.214.1A	015	8	856.1.071.1A	012	9	876.1.093.1A	034	6	886.5.003.1A	025	16	88713.1994	001	25
852.1.214.1A	018	11	856.1.074.2A	013	20	877.1.110.1A	027	15	88700.5644	001	31	88713.2011	001	17
852.1.231.1A	030	9	856.1.075.1A	012	17	877.1.118.1A	028	17	88700.5665	001	27	88713.2036	001	19
852.4.013.1A	038	25	856.1.121.1A	012	20	877.1.120.1A	029	3	88700.5749	001	20	88713.2092	001	28
852.4.016.1A	022	8	856.1.127.1A	039a	15	877.2.046.1A	034	1	88713.0123	001	5	88713.2103	001	3
852.5.001.1C	022	12	856.1.128.1A	036	12	881.1.012.1A	002	32	88713.0137	001	11	88713.2133	001	26
852.5.004.1C	017	7	856.1.128.1A	038	18	881.1.034.1A	012	18	88713.0262	001	29	88713.2282	001	30
852.5.005.1A	009	18	856.1.128.1A	039	5	881.1.051.1A	011	23	88713.0844	001	33	88713.2355	001	1
852.5.023.1A	014	23	856.1.128.1A	039a	11	881.2.001.1A	004	19	88713.0874	001	6	88713.2362	001	32
852.5.023.1A	015	22	860.1.004.1A	010	23	882.1.003.1A	008	14	88713.0875	001	8	88713.2409	001a	6
852.5.024.1A	002	5	863.1.002.1A	012	22	882.1.006.1A	002	16	88713.0879	001	7	88713.2669	001	35
852.5.024.1A	005	15	866.1.047.1A	030	11	882.1.012.1A	012	21	88713.0957	001a	12	88713.2676	001	2
852.5.024.1A	017	5	866.1.061.1A	030	6	884.4.011.1A	007	2	88713.1038	001a	4	88765.0999	001	16
852.5.024.1A	027	17	866.1.061.1A	038	27	884.5.003.1A	031	2	88713.1058	001a	7	88765.1000	001	15
852.5.024.1A	028	4	866.1.090.1A	038	30	884.5.003.1A	031a	6	88713.1062	001a	9	88765.1005	001	15
852.5.024.1A	029	6	866.1.095.1A	020	21	884.5.004.1A	025	18	88713.1068	001a	2	88765.1006	001	15
852.5.026.1A	010	29	866.1.095.1A	030	20	884.5.034.1A	002	22	88713.1071	001a	10	88765.1058	001	13
852.5.026.1A	011	25	872.1.016.1A	032	13	884.5.035.1A	005	11	88713.1072	001a	1	88765.1086	001	22

CODE No.	Drwg.	POS. N.	CODE No.	Drwg.	POS. N.	CODE No.	Drwg.	POS. N.	CODE No.	Drwg.	POS. N.	CODE No.	Drwg.	POS. N.
88765.1126C	001c	24	93823.2018	004	30	97900.0231	001c	17						
88765.1126T	001c	16	93823.3156	010	19	97900.0232	001b	16						
88765.1297	001	23	93827.0114	005	12	97900.0234	001b	14						
88765.1298	001	18	93827.0114	009	22	98112.0002	001	4						
88765.1371	001b	3	93827.0114	010	28									
88765.1374	001b	4	94247.0014	005	19									
893.2.013.1A	005	14	94247.0014	010	5									
893.4.005.1A	027	11	94247.0014	011	15									
893.4.005.1A	029	5	97900.0002	001b	2									
894.2.009.1A	009	19	97900.0003	001c	23									
895.2.018.1A	036	4	97900.0211	001b	7									
913.7.127.1B	039a	6	97900.0215	001b	1									
930.1.004.1B	026	10	97900.0216	001b	5									
930.4.022.1A	010	13	97900.0217	001b	15									
930.4.023.1A	003	14	97900.0218	001c	18									
930.4.034.1A	005	18	97900.0219	001b	10									
930.4.035.1A	004	16	97900.0220	001c	21									
930.4.049.1A	003	31	97900.0221	001c	22									
930.4.052.1A	024	18	97900.0222	001b	9									
930.4.061.1A	013	7	97900.0223	001b	11									
930.4.091.1A	005	9	97900.0224	001b	6									
930.5.012.1A	032	4	97900.0225	001b	8									
935.1.007.1A	036	2	97900.0226	001b	12									
93781.1824	033	9	97900.0227	001c	7									
93783.1524	011	11	97900.0228	001c	12									
93785.1830	010	16	97900.0229	001b	13									
93823.0128	004	32	97900.0230	001c	20									
CATALOGUE No: 915.1.259.1B			CATALOGUE No: 915.1.259.1B			CATALOGUE No: 915.1.259.1B			CATALOGUE No: 915.1.259.1B			CATALOGUE No: 915.1.259.1B		
ISSUED: 03 - 07			ISSUED: 03 - 07			ISSUED: 03 - 07			ISSUED: 03 - 07			ISSUED: 03 - 07		