





Spare parts catalogue **620***DARK* **U.S.A.**

***DUCATI*** *MONSTER*



<b>DUCATI</b> MOTOR HOLDING 	<b>MONSTER 620</b> DARK	M.Y. '05	<b>U.S.A.</b>
Spare Parts Department	P.N. 91511482D	Ottobre - October '05	Edizione - Edition 01
<b>DUCATI</b> MOTOR HOLDING 	<b>MONSTER 620</b> DARK	M.Y. '05	<b>U.S.A.</b>
Spare Parts Department	P.N. 91511482D	Ottobre - October '05	Edizione - Edition 01
<b>DUCATI</b> MOTOR HOLDING 	<b>MONSTER 620</b> DARK	M.Y. '05	<b>U.S.A.</b>
Spare Parts Department	P.N. 91511482D	Ottobre - October '05	Edizione - Edition 01
<b>DUCATI</b> MOTOR HOLDING 	<b>MONSTER 620</b> DARK	M.Y. '05	<b>U.S.A.</b>
Spare Parts Department	P.N. 91511482D	Ottobre - October '05	Edizione - Edition 01



## GENERAL INFORMATION

The present spare parts order exactly the right spare parts

When ordering specify:

1) the part's code number followed by its description; quantity needed;

2) the motorcycle's serial number, stamped on the steering head.

Reference to right and left apply to the vehicle in terms of its direction of movement.

Spare parts drawings are general and do not represent the part.

The contents of this catalogue are general and can undergo changes without prior notice.

## VALIDITY

f.m.	Until V.I.N.
d.m.	From V.I.N.
f.m.m.	Up to engine number
d.m.m.	From engine number

## LIST

CAL	California
CND	Canada

*Ducati Motor Holding S.p.A.  
Commercial and Administration Office:  
Via A. Cavalieri Ducati n. 3  
40132 Bologna, Italy  
Telefono 051 6413111  
Fax 051 406580  
Internet [www.ducati.com](http://www.ducati.com)*

CATALOGUE No: 915.1.148.2D  
ISSUED: 10 - 05

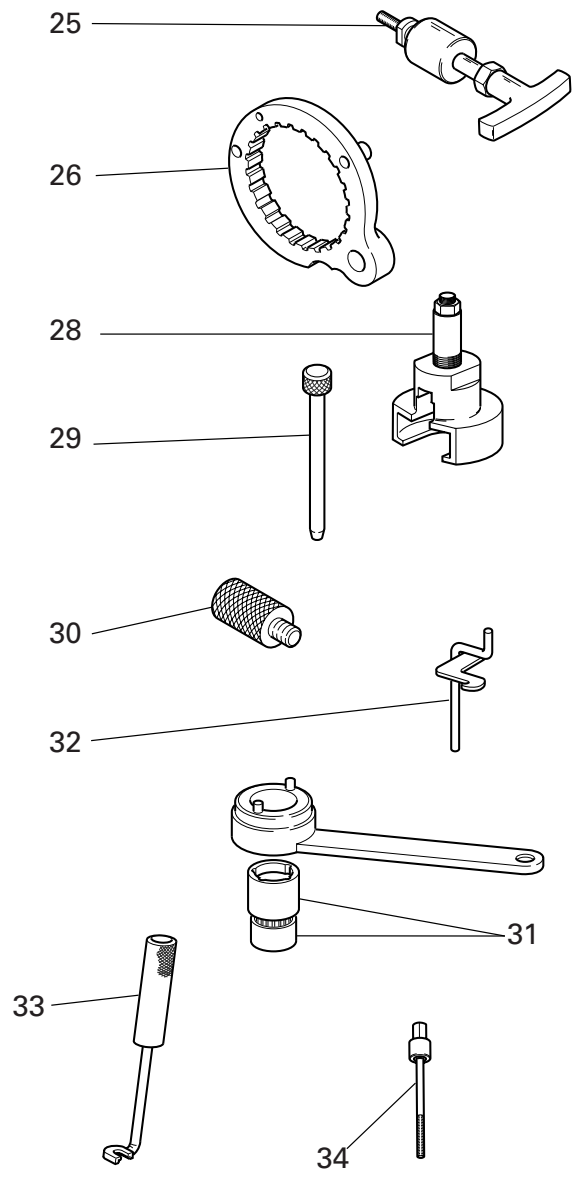
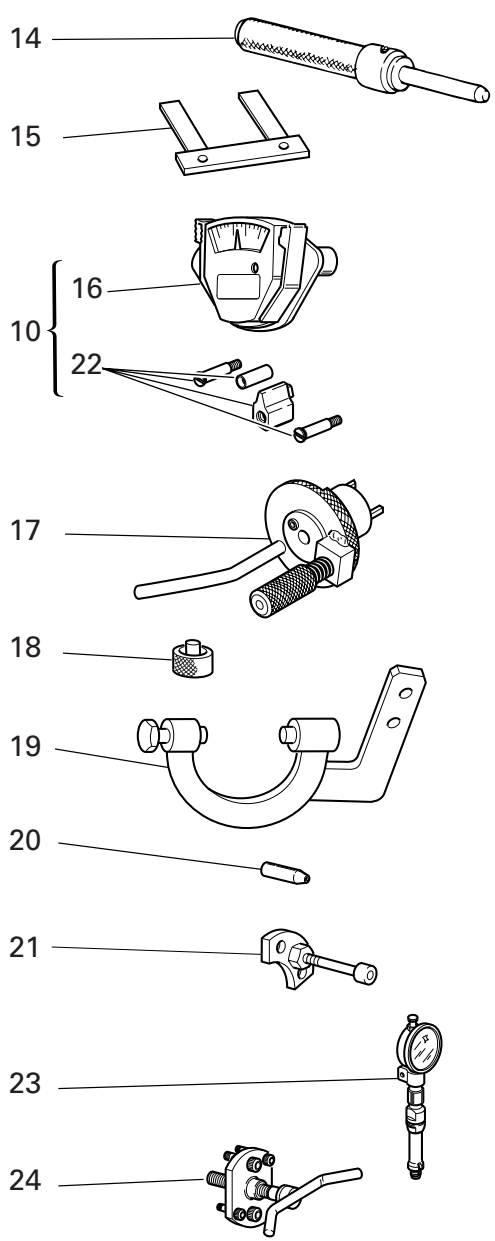
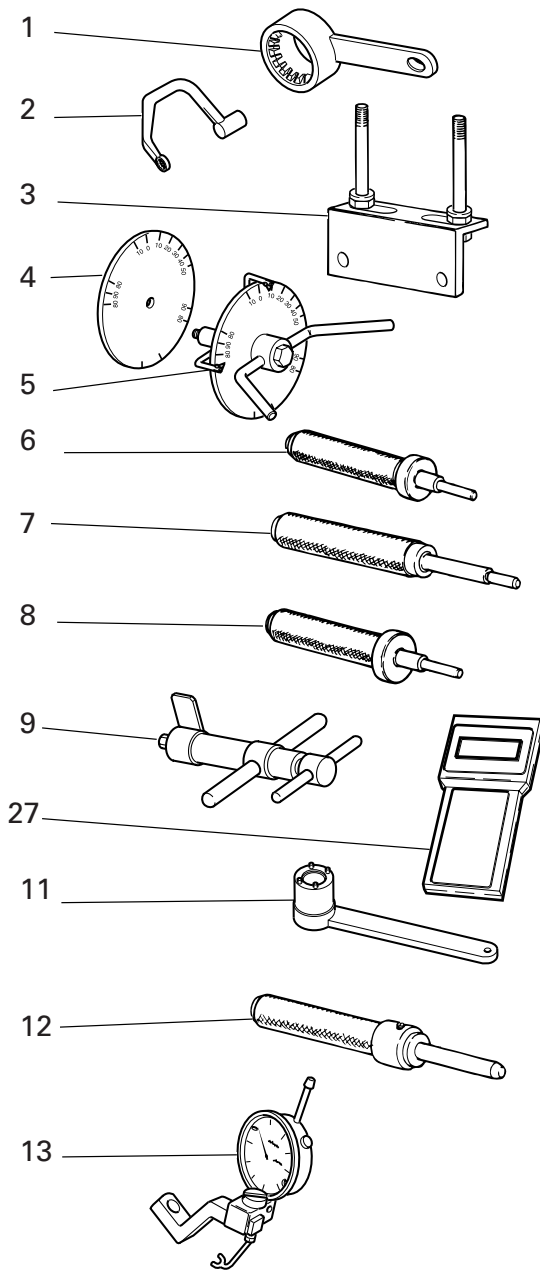
CATALOGUE No: 915.1.148.2D  
ISSUED: 10 - 05

Paint	Code
"Nero Opaco"	(PPG) 291.501




page	CONTENTS
4	001 WORKSHOP SPECIAL TOOLS
8	001a WORKSHOP SPECIAL TOOLS
10	001b DIAGNOSIS TESTER MATHESIS
14	001c WORKSHOP SPECIAL TOOLS
16	002 GEARCHANGE
20	003 GEAR-BOX
24	004 CLUTCH
26	005 CLUTCH COVER
28	006 CRANKSHAFT
32	007 CYLINDERS - PISTONS
34	008 TIMING
36	009 FILTERS AND OIL PUMP
40	010 HALF CRANKCASES
44	011 ALTERNATOR COVER
48	012 ELECTRIC STARTER AND IGNITION
50	013 HEAD : TIMING
52	014 VERTICAL HEAD
56	015 HORIZONTAL HEAD
60	016 INLET DICT
62	017 STANDS
64	018 ELECTRIC SYSTEM
68	019 BATTERY BOX MOUNT
70	020 EXHAUST SYSTEM
74	021 INSTRUMENT PANEL
76	022 FRONT HEAD-LIGHT
78	023 PLATE HOLDER - REAR LIGHT
80	024 FRONT FORK
82	025 FRONT AND REAR WHEELS
84	026 HANDLEBAR AND CONTROLS
88	027 CLUTCH CONTROL
90	028 FRONT BRAKE
92	029 REAR BRAKE
96	030 FRAME
100	031 GEARCHANGE LEVER - FOOT REST
104	032 SWINGARM AND CHAIN
106	033 REAR SUSPENSION
108	034 AIR INDUCTIO AND OIL VENT
110	035 FUEL TANK
112	036 FUEL SYSTEM
114	037 SEAT
116	038 FUEL INFEED
118	039 MARKING PLATES

DRAWING 001 WORKSHOP SPECIAL TOOLS

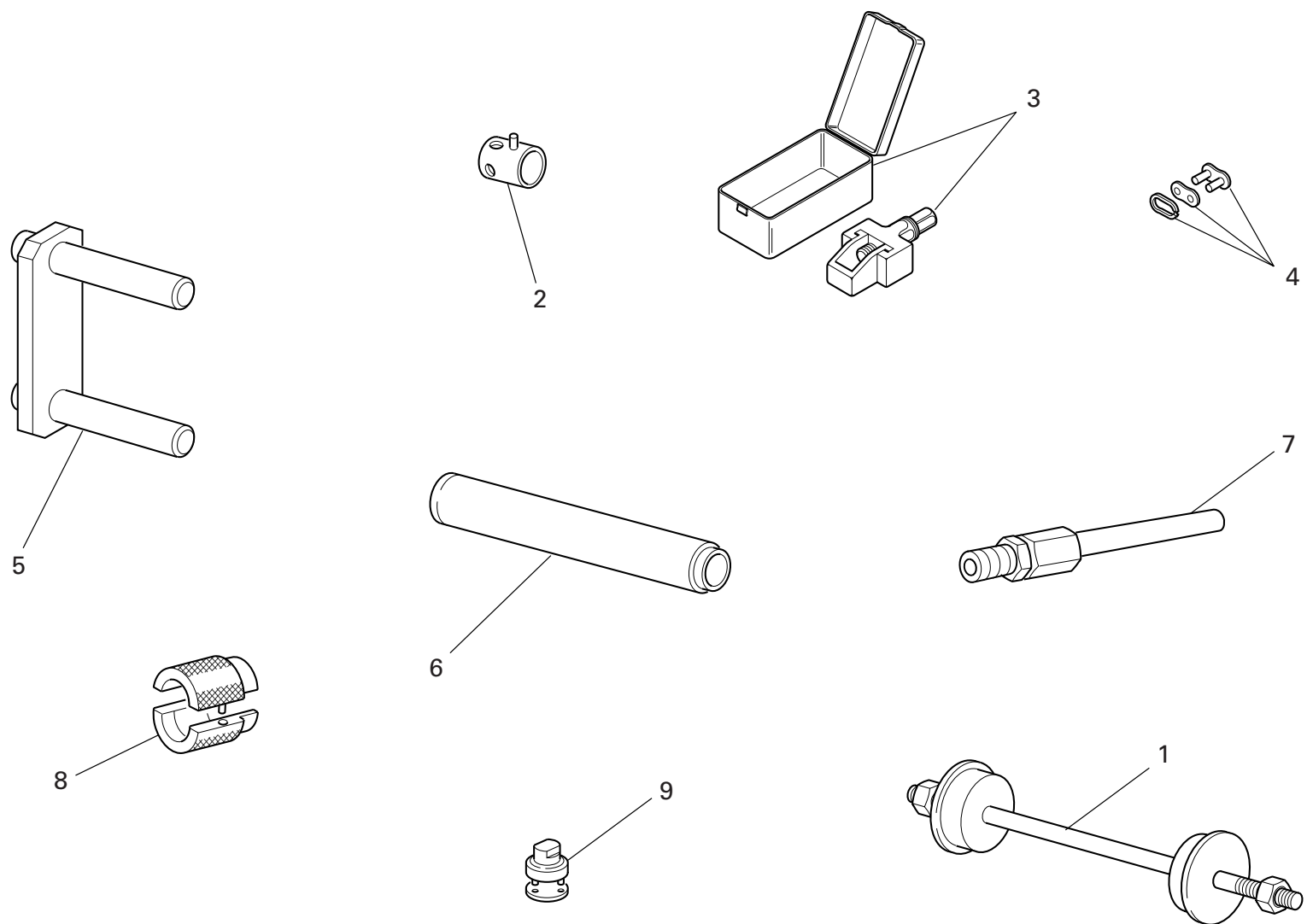





NOTES NO.	CODE NO.	DESCRIPTION	VALIDITY	Q.TY 
1	88713.2107	Wrench for holding timing belt rollers ring nuts		1
2	88713.2676	Head nuts holder wrench		1
3	88713.2103	Head mounting base		1
4	98112.0002	Degree wheel		1
5	88713.0123	Degree wheel holder tool for ignition advance check		1
6	88713.0874	Exhaust valve guide punch tool		1
7	88713.0879	Punch tool to extract valve guide		1
8	88713.0875	Intake valve guide punch tool		1
9	88713.1215	Torque wrench for timing belt		1
10	051.2.001.1A	Torque wrench for timing belt		1
11	88713.0137	Crankshaft gear holder wrench for tightening nut		1
12	88713.1078	Punch tool for driving exhaust valve seat		1
13	88765.1058	Valve lift gauge		1
14	88713.1079	Punch tool for driving intake valve seat		1
15	88765.1000	Fork feeler gauge 0.1 mm		1
15	88765.1005	Fork feeler gauge 0.2 mm		1
15	88765.1006	Fork feeler gauge 0.3 mm		1
16	88765.0999	Timing belt control gauge		1
17	88713.2011	Tool to hold crankshaft in TDC position		1
18	88765.1322	Spacer for checking lower valve shim		1
19	88713.2036	Flywheel Wrench		1
20	88700.5749	Crankcases assembling cap		1
21	88713.1091	Plate for positioning gear engagement fork		1
22	88765.1086	Conversion kit for 2V belts tensioning tool		1
23	88765.1297	T.D.C. control gauge		1

NOTES NO.	CODE NO.	DESCRIPTION	VALIDITY	Q.TY 
24	88713.1749	Drive roller puller		1
25	88713.1994	Rocker shaft extractor		1
26	88713.2556	Wrench to hold clutch housing drum steady		1
27	88765.1375AF	Check instrument		1
GB 27	88765.1375BF	Check instrument		1
D 27	88765.1375CF	Check instrument		1
F 27	88765.1375DF	Check instrument		1
E 27	88765.1375EF	Check instrument		1
28	88713.2092	Extractor for primary drive gear		1
29	88713.0262	Pin for assembling rocker arms		1
30	88713.2009	Belt roller timing of two-valve head		1
31	88700.5644	Wrench for camshaft pulley ring nut adjustment		1
32	88713.2362	Tool for assembling closing rocker and spring		1
33	88713.0844	Half-rings mounting punch tool		1
34	88713.2591	Clutch screw		3

DRAWING 001a      WORKSHOP SPECIAL TOOLS

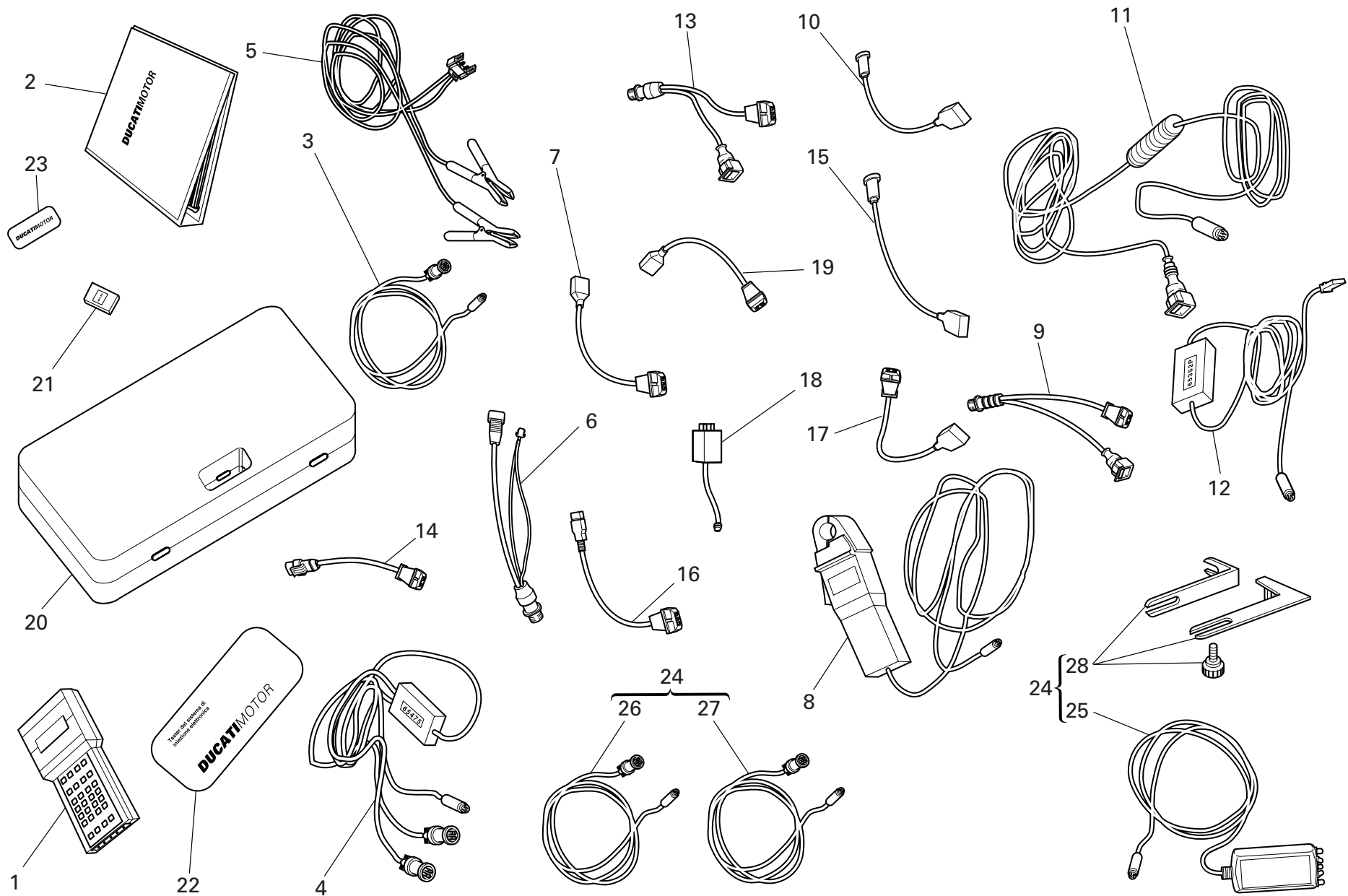


DRAWING 001a WORKSHOP SPECIAL TOOLS


NOTES NO.	CODE NO.	DESCRIPTION	VALIDITY	Q.TY	
1	88713.1062	Tool for assembling the steering head bearings		1	
2	8000.70139	Wrench for front wheel spindle		1	
3	88713.1344	Tool for assembling chain		1	
4	677.4.003.1A	Coupling		1	
5	88713.1515	Frame/engine mount		1	
6	88713.1072	Stopper for driving the half bearing of the steering head base		1	
7	88713.1010	Union for exhaust gas suction		1	
8	88713.1096	Tool for overhauling SHOWA forks - assembling seal ring		1	
9	88713.1058	Wrench for assembling the steering head cap		1	


NOTES NO.	CODE NO.	DESCRIPTION	VALIDITY	Q.TY	
-----------	----------	-------------	----------	------	---

DRAWING 001b DIAGNOSIS TESTER MATHESIS

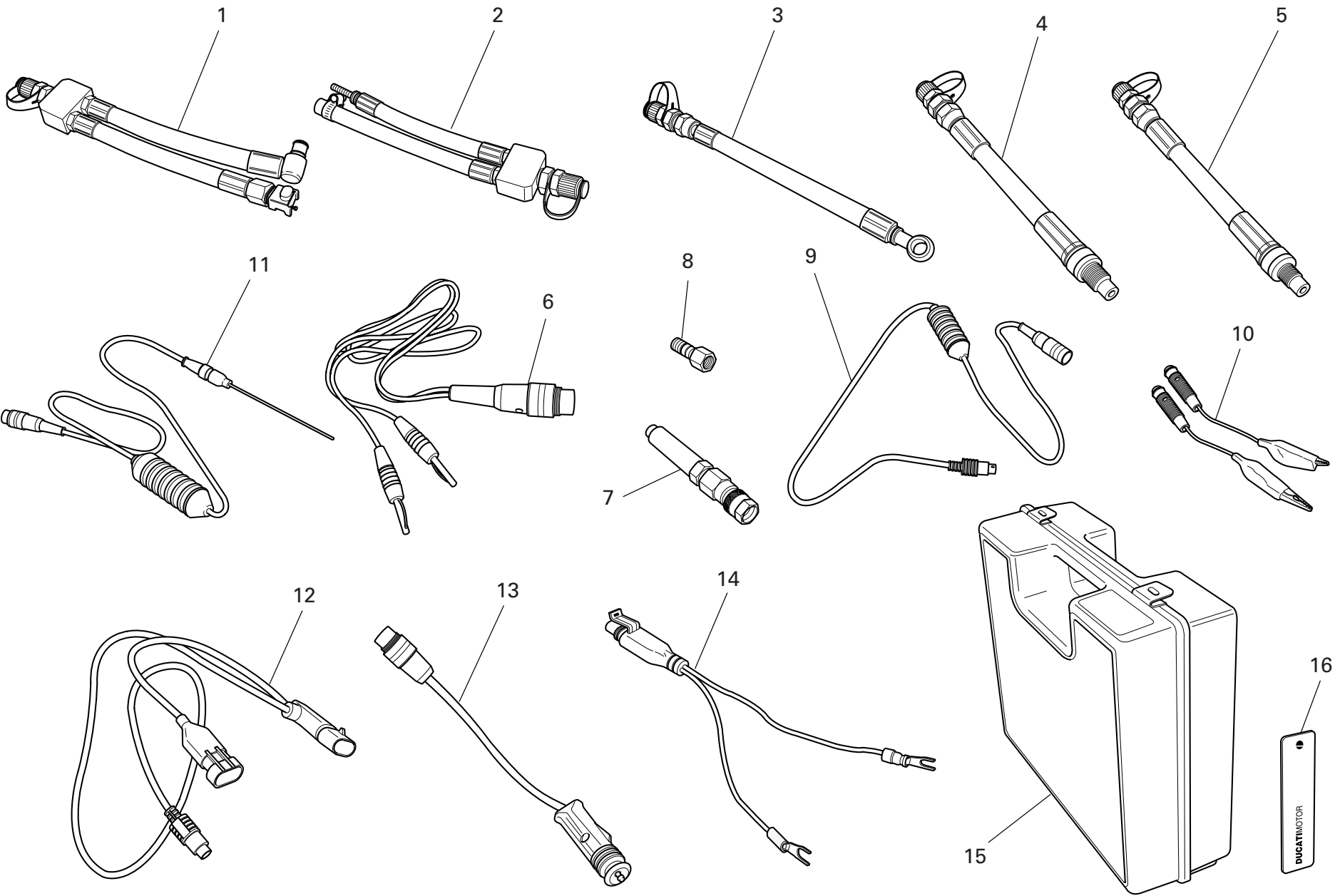


DRAWING 001b DIAGNOSIS TESTER MATHESIS

NOTES NO.	CODE NO.	DESCRIPTION	VALIDITY	Q.TY 
1	88765.1126Z	Bare Mathesis		1
2	914.7.023.1A	Italian manual		1
2	914.7.023.1B	English manual		1
2	914.7.023.1C	German manual		1
2	914.7.023.1D	Franch manual		1
2	914.7.023.1E	Spanish manual		1
3	88765.1126R	Main cable Mathesis		1
4	88765.1126A	Pickup Control cable		1
5	88765.1126Q	Battery mains cable		1
6	88765.1126	Mains cable adapter for self diagnosis		1
7	88765.1126N	Sensor for absolute pressure sampling		1
8	88765.1126V	Amperometer plier		1
9	88765.1126E	Adapter for 3 wires Pickup test cable		1
10	88765.1126P	Sensor for air temperature sampling		1
11	88765.1126C	Cable for potentiometer adjustment		1
12	88765.1126B	Test cable and speed indicator adjustment		1
13	88765.1126F	Adapter for 2 wires Pickup test cable		1
14	88765.1126D	Adapter for potentiometer adjustment		1
15	552.4.028.1A	Sensor for small throttle potentiometer sampling		1
16	88765.1126H	Sensor for throttle potentiomer sampling		1
17	88765.1126G	Sensor for air/water temperature sampling		1
18	88765.1126M	Sfety remote switch		1
19	88765.1126L	2 Wires sampling Pickup sensor		1
20	88765.1126U	Case with sponge		1
21	88765.1073	Memory card reader		1
21	88765.1074	English memory card		1

NOTES NO.	CODE NO.	DESCRIPTION	VALIDITY	Q.TY 
21	88765.1075	German memory card		1
21	88765.1076	French memory card		1
21	88765.1077	Spanish memory card		1
22	88765.1126S	DUCATI sticker for case		1
23	88765.1126T	DUCATI sticker RH/LH side		1
24	88765.1369A	Belt tensioning kit		1
GB 24	88765.1369B	Belt tensioning kit		1
D 24	88765.1369C	Belt tensioning kit		1
F 24	88765.1369D	Belt tensioning kit		1
E 24	88765.1369E	Belt tensioning kit		1
25	88765.1371	Sensor		1
26	88765.1372	Main cable		1
27	88765.1373	Cable extension		1
28	88765.1374	Bracket		1

DRAWING 001c WORKSHOP SPECIAL TOOLS

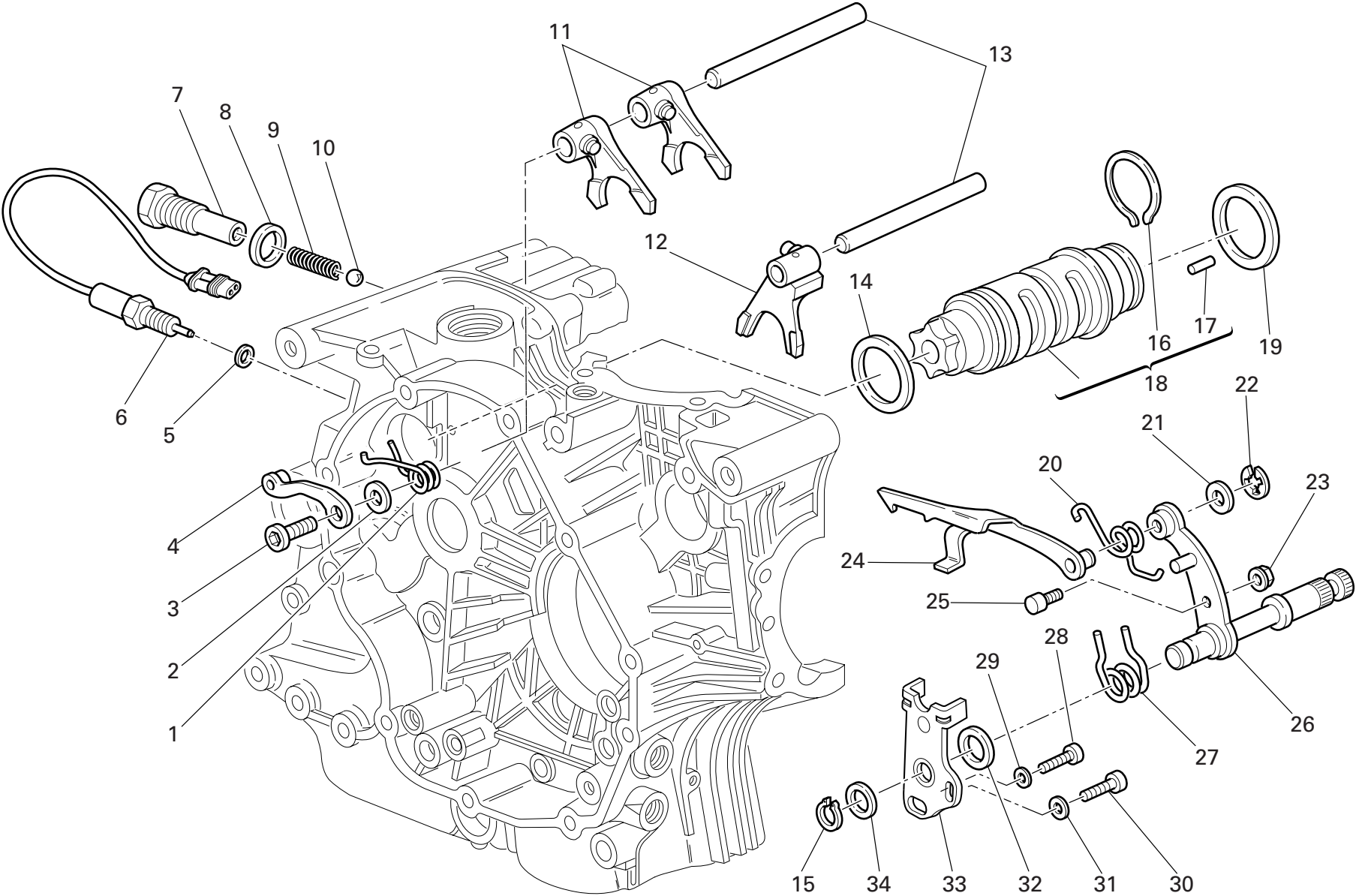


DRAWING 001c WORKSHOP SPECIAL TOOLS

NOTES NO.	CODE NO.	DESCRIPTION	VALIDITY	Q.TY
	-	88765.1241	Check instrument	1
GB	-	88765.1242	Check instrument	1
D	-	88765.1243	Check instrument	1
F	-	88765.1244	Check instrument	1
E	-	88765.1245	Check instrument	1
1	590.1.189.1A	Fuel pressure line HS.		1
2	590.1.190.1A	Fuel pressure line ST/SS/M.		1
3	875.1.065.1A	Oil pressure line		1
4	552.1.037.1A	Fitting - cylinder compression M12		1
5	552.1.038.1A	Fitting - cylinder compression M10		1
6	514.1.037.1A	Cable Volt PF DUC 21		1
7	552.1.039.1A	Pressure sensor		1
8	814.1.114.1A	Oil pressure fitting		1
9	514.1.032.1A	Cable for supplementary tests		1
10	514.1.035.1A	Red clamp cable		1
10	514.1.036.1A	Black clamp cable		1
11	552.1.040.1A	Temperature probe		1
12	514.1.034.1A	Main cable PF A621		1
13	514.1.033.1A	Electric lighter connection adapter (ST)		1
14	514.1.038.1A	Battery connection adapter		1
15	698.1.033.1A	Red case with sponge rubber		1
16	88765.1126T	DUCATI sticker RH/LH side		2

NOTES NO.	CODE NO.	DESCRIPTION	VALIDITY	Q.TY
-----------	----------	-------------	----------	------


DRAWING 002 GEARCHANGE





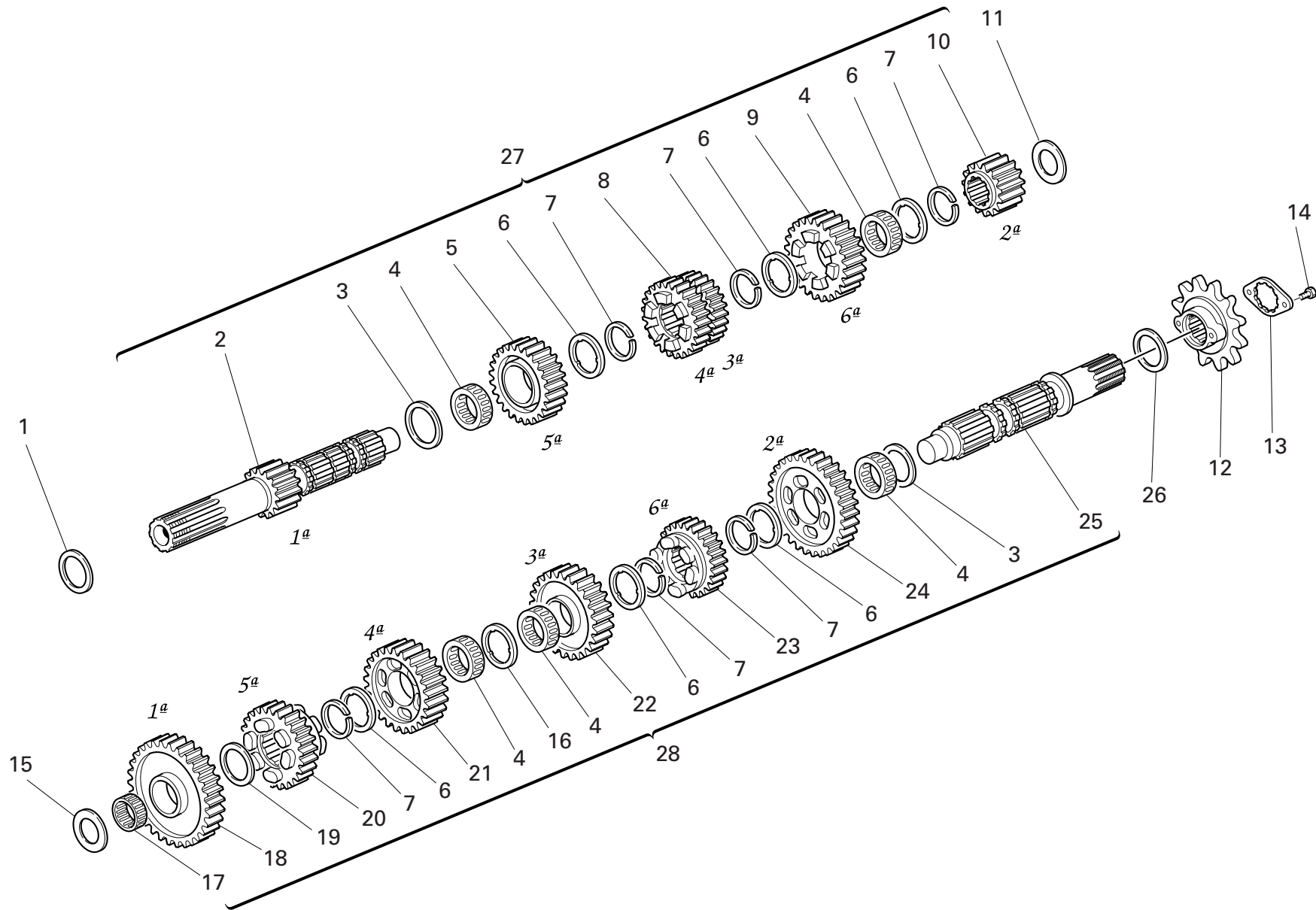
DRAWING 002 GEARCHANGE

NOTES NO.	CODE NO.	DESCRIPTION	VALIDITY	Q.TY	
1	799.1.049.1A	Return spring		1	
2	852.1.053.2A	Washer		1	
3	779.1.039.1A	Special screw		1	
4	455.2.003.1A	Gear stopper assembly		1	
5	420.2.001.0A	Gasket th.1		1	
6	539.1.021.1A	Switch		1	
7	779.1.203.2A	Push rod holder		1	
8	0272.91.090	Gasket		1	
9	0660.13.143	Gear selector spring		1	
10	76835.1134	Ball		1	
11	0340.13.075	1st,4th-2nd,3rd gear selector fork		2	
12	0340.13.080	5th,6th gear selector fork		1	
13	0660.13.070	Fork pin		2	
14	852.1.005.1A	Shim th. 1		1	
14	852.1.093.1A	Shim th. 0.9		1	
15	73500.1542	Circlip		1	
16	882.1.006.1A	Needle retaining ring (square cross-section)		1	
17	821.1.070.1A	Special roller (square cross-section)		6	
18	182.2.018.1A	Complete gearbox drum		1	
19	0660.13.060	Shim th. 1		1	
19	852.1.094.1A	Shim th. 0.9		1	
20	799.1.025.1A	Fork return spring		1	
21	0400.09.050	Shim th. 0.5		1	
21	0765.92.205	Shim th. 0.2		2	
22	884.5.034.1A	Ring		1	
23	748.1.040.1A	Nut		1	

NOTES NO.	CODE NO.	DESCRIPTION	VALIDITY	Q.TY	
24	180.1.008.1A	Gearbox drum control fork		1	
25	0660.13.165	Gearchange lever pin		1	
26	821.1.001.1A	Pin with gearchange lever		1	
27	0799.13.110	Gearchange lever return spring		1	
28	771.5.067.8B	Screw		1	
29	852.1.172.1A	Washer		1	
30	771.5.123.8B	Screw		1	
31	852.1.174.1A	Washer		1	
32	881.1.012.1A	Centering ring		1	
33	826.1.009.1A	Stopper plate		1	
34	0400.29.125	Shim th. 0.2		2	
34	0400.29.126	Shim th. 0.5		1	


DRAWING 003

GEAR-BOX

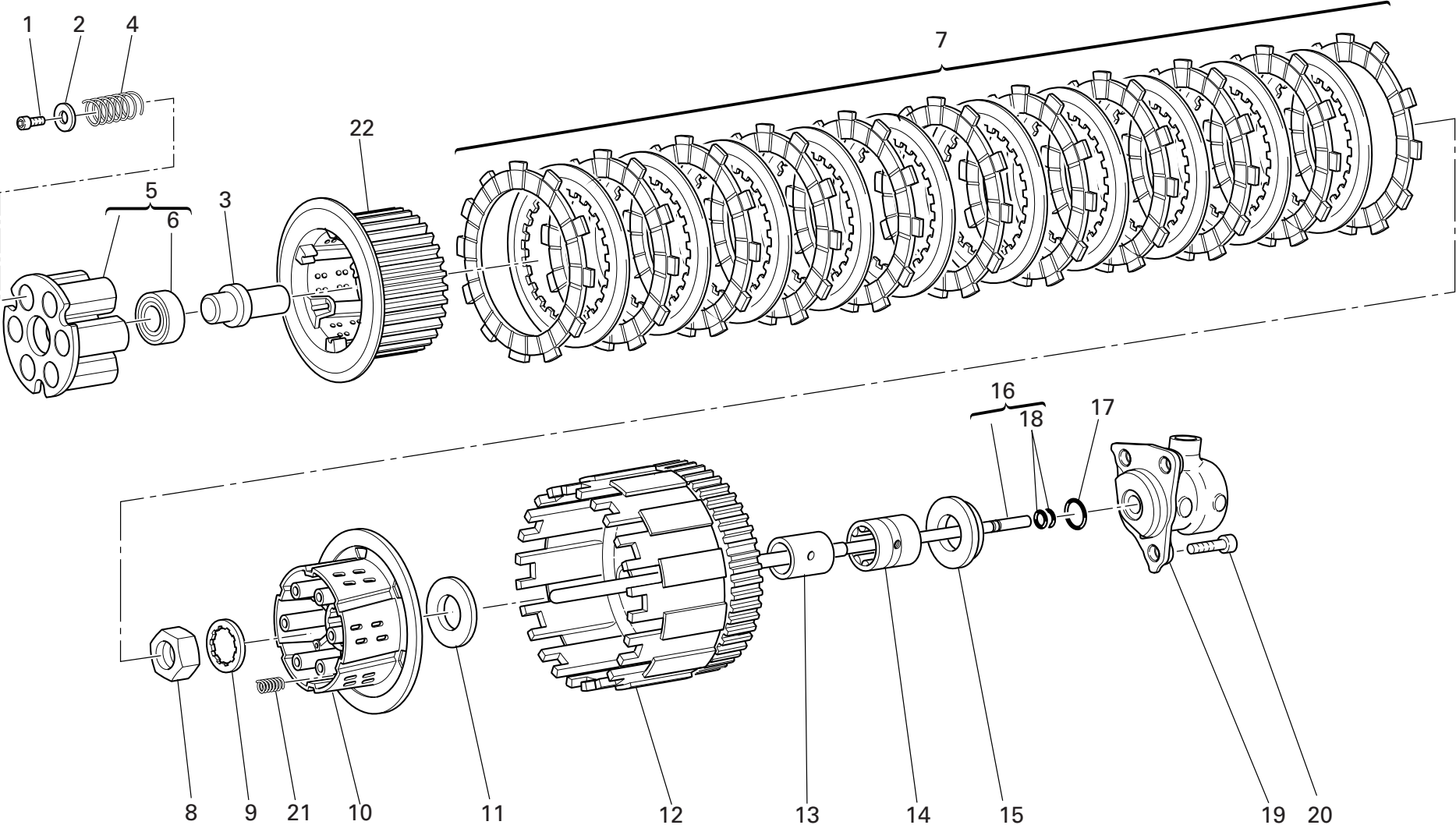


DRAWING 003 GEAR-BOX

NOTES NO.	CODE NO.	DESCRIPTION	VALIDITY	Q.TY	
1	0251.47.050	Shim th. 1		1	
1	0251.47.054	Shim th. 1.2		1	
1	852.1.108.1AH	Shim th. 0.9		1	
1	852.1.108.1AL	Shim th. 1,1		1	
1	852.1.108.1AN	Shim th. 1,3		1	
2	149.1.033.1A	Gearbox main shaft		1	
3	0670.16.150	Shim th. 0.5		2	
4	701.4.005.1A	Needle bearing		5	
5	172.1.110.1A	Driving gear 5th sp.		1	
6	856.1.001.1A	Grooved washer th. 0.5		6	
7	0670.16.145	Snap ring		6	
8	172.1.109.1A	Driving gear 3rd/4th sp.		1	
9	172.1.111.1A	Driving gear 6th sp.		1	
10	172.1.108.1A	Driving gear 2nd sp.		1	
11	0670.16.163	Shim th. 1.8		1	
11	0670.16.184	Shim th. 1		1	
11	713.1.014.1A	Shim th. 1.5		1	
11	713.1.014.1B	Shim th. 1.7		1	
11	713.1.014.1E	Shim th. 1.6		1	
11	713.1.014.1F	Shim th. 1.9		1	
11	713.1.266.1A	Spacer th. 3,15		1	
12	449.A.043.3A	Chain sprocket Z=15		1	
13	826.1.011.1A	Sprocket keep plate		1	
14	8A00.67997	Screw		2	
15	0670.16.164	Shim th. 2		1	
15	0670.16.165	Shim th. 2.2		1	

NOTES NO.	CODE NO.	DESCRIPTION	VALIDITY	Q.TY	
15	0670.16.184	Shim th. 1		1	
15	0670.16.185	Shim th. 1.2		1	
15	713.1.011.1A	Shim th. 2.3		1	
15	713.1.014.1A	Shim th. 1.5		1	
15	713.1.014.1E	Shim th. 1.6		1	
16	856.1.031.1A	Grooved washer th. 0.5		1	
17	76402.0002	Needle bearing		1	
18	172.1.112.1A	Driven gear 1st sp.		1	
19	0670.16.155	Shim th. 1		1	
20	172.1.116.1A	Driven gear 5th sp.		1	
21	172.1.115.1A	Driven gear 4th sp.		1	
22	172.1.114.1A	Driven gear 3rd sp.		1	
23	172.1.117.1A	Driven gear 6th sp.		1	
24	172.1.113.1A	Driven gear 2nd sp.		1	
25	149.1.034.1A	Gearbox lay shaft		1	
26	0670.16.170	Shim th. 0.8		1	
26	0670.16.171	Shim th. 1		1	
26	852.1.105.1AB	Shim th. 0.9		1	
26	852.1.105.1AD	Shim th. 1,1		1	
26	852.1.105.1AG	Shim th. 0.7		1	
27	150.2.061.1A	Complete main shaft		1	
28	150.2.062.1A	Gearbox lay shaft		1	

DRAWING 004 CLUTCH



DRAWING

004

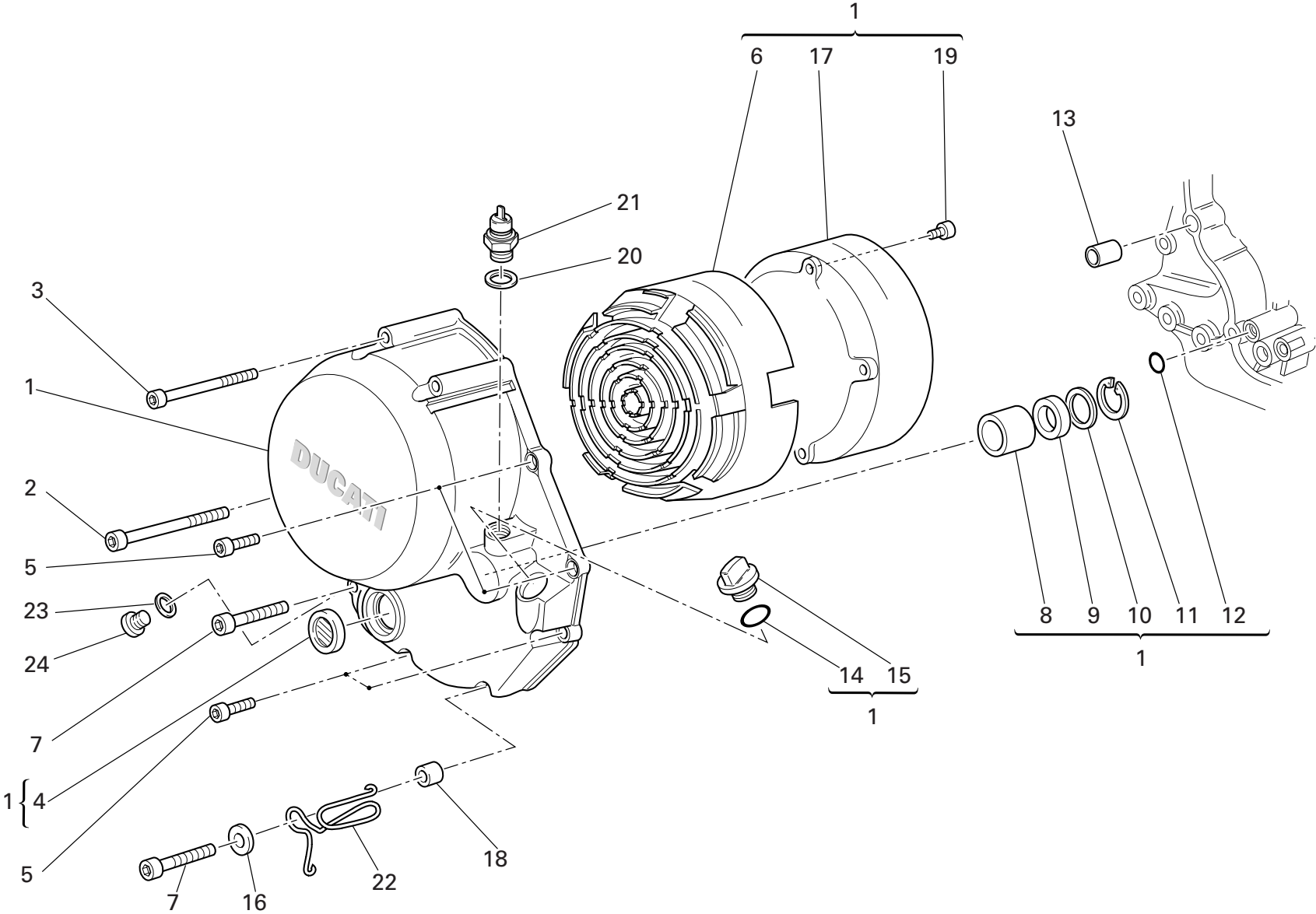
CLUTCH

NOTES NO.	CODE NO.	DESCRIPTION	VALIDITY	Q.TY	
1	771.5.065.8B	Screw		6	
2	852.1.177.1A	Washer		6	
3	818.1.015.1A	Clutch control pin		1	
4	797.1.022.1A	Clutch spring		6	
5	194.2.020.1A	Pressure plate		1	
6	702.5.038.1A	Bearing		1	
7	190.2.016.1A	Clutch plates set		1	
8	750.1.007.1A	Nut		1	
9	851.1.020.1A	Lock washer		1	
10	196.1.027.1A	Clutch drum		1	
11	856.1.014.1A	Shim		1	
12	198.1.033.1A	Primary drive gears pair		1	
13	881.1.026.1A	Inner ring		1	
14	702.5.015.1A	Bearing		1	
15	713.1.119.1A	Spacer		1	
16	117.2.007.1A	Clutch control rod		1	
17	886.4.043.1A	O-ring		1	
18	93823.2018	O-ring		2	
19	195.4.003.1A	Piston assembly		1	
20	771.5.065.8B	Screw		3	
21	797.1.017.1A	Spring		3	
22	196.1.025.1A	Hub		1	

NOTES NO.	CODE NO.	DESCRIPTION	VALIDITY	Q.TY	
-----------	----------	-------------	----------	------	---

DRAWING 005

CLUTCH COVER



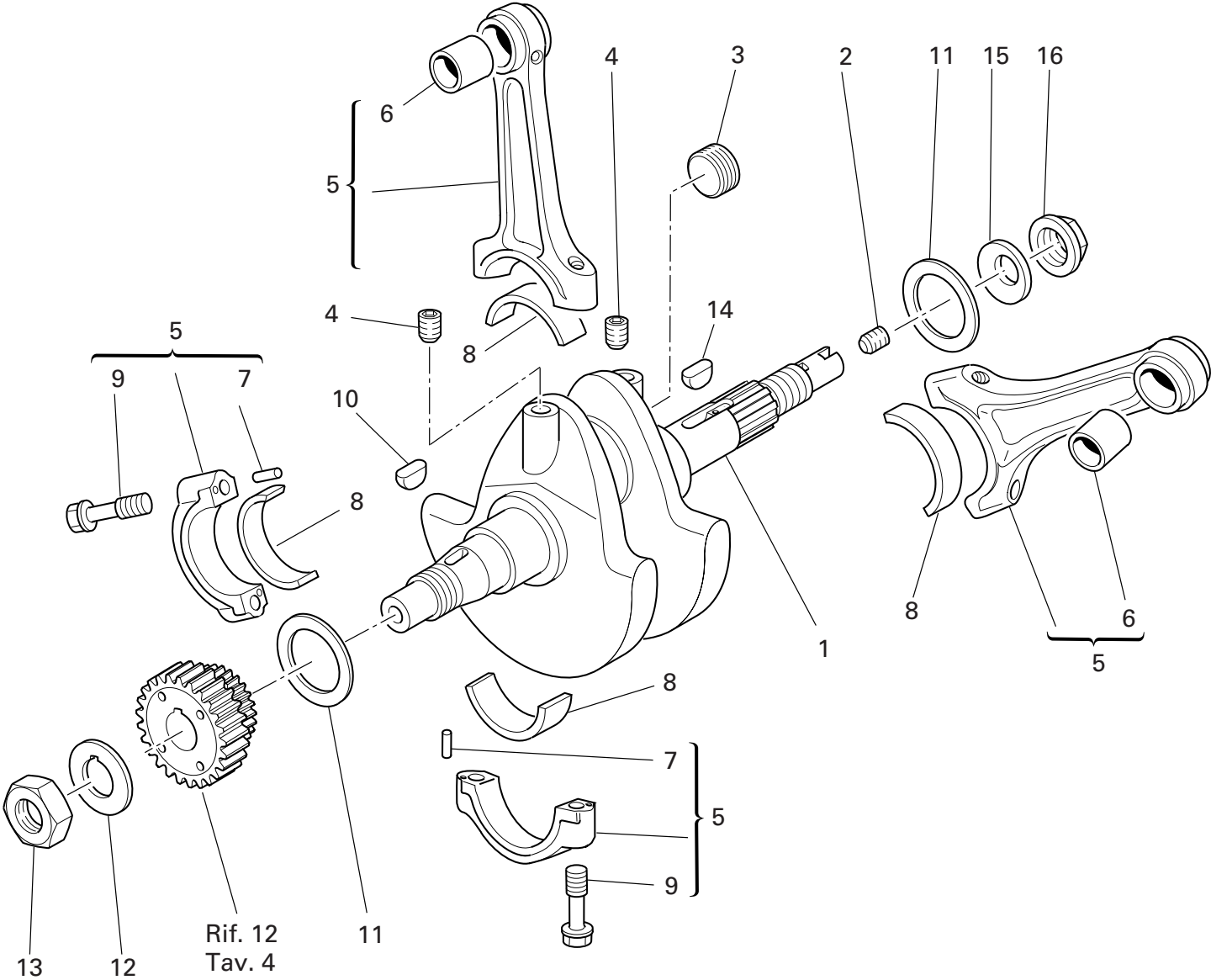
DRAWING 005 CLUTCH COVER

NOTES NO.	CODE NO.	DESCRIPTION	VALIDITY	Q.TY
				
1	243.2.028.4AC	Cover clutch side		1
2	771.5.083.8B	Screw		1
3	771.5.081.8B	Screw		3
4	254.4.001.2A	Oil level sight glass		1
5	771.5.069.8B	Screw		4
6	486.1.051.1A	Panel (BLACK)		1
7	771.5.072.8B	Screw		2
8	0665.49.680	Bush		1
9	930.4.091.1A	Seal ring		1
10	852.1.008.1A	Shim th. 0.5		1
11	884.5.035.1A	Circlip		1
12	93827.0114	O-ring		1
13	0400.49.240	Locating bush		1
14	886.4.090.1A	O-ring		1
15	893.1.005.1A	Cap		1
16	852.1.176.1A	Washer		1
17	243.1.029.1A	Cover		1
18	713.1.241.1A	Spacer		1
19	773.1.001.1A	Screw		6
20	852.1.195.1A	Gasket th.2		1
21	539.4.030.1A	Switch		1
22	881.1.051.1A	Holder		1
23	852.5.024.1A	Gasket th.1		1
24	780.5.001.1A	Cap		1

NOTES NO.	CODE NO.	DESCRIPTION	VALIDITY	Q.TY
				

DRAWING 006


CRANKSHAFT



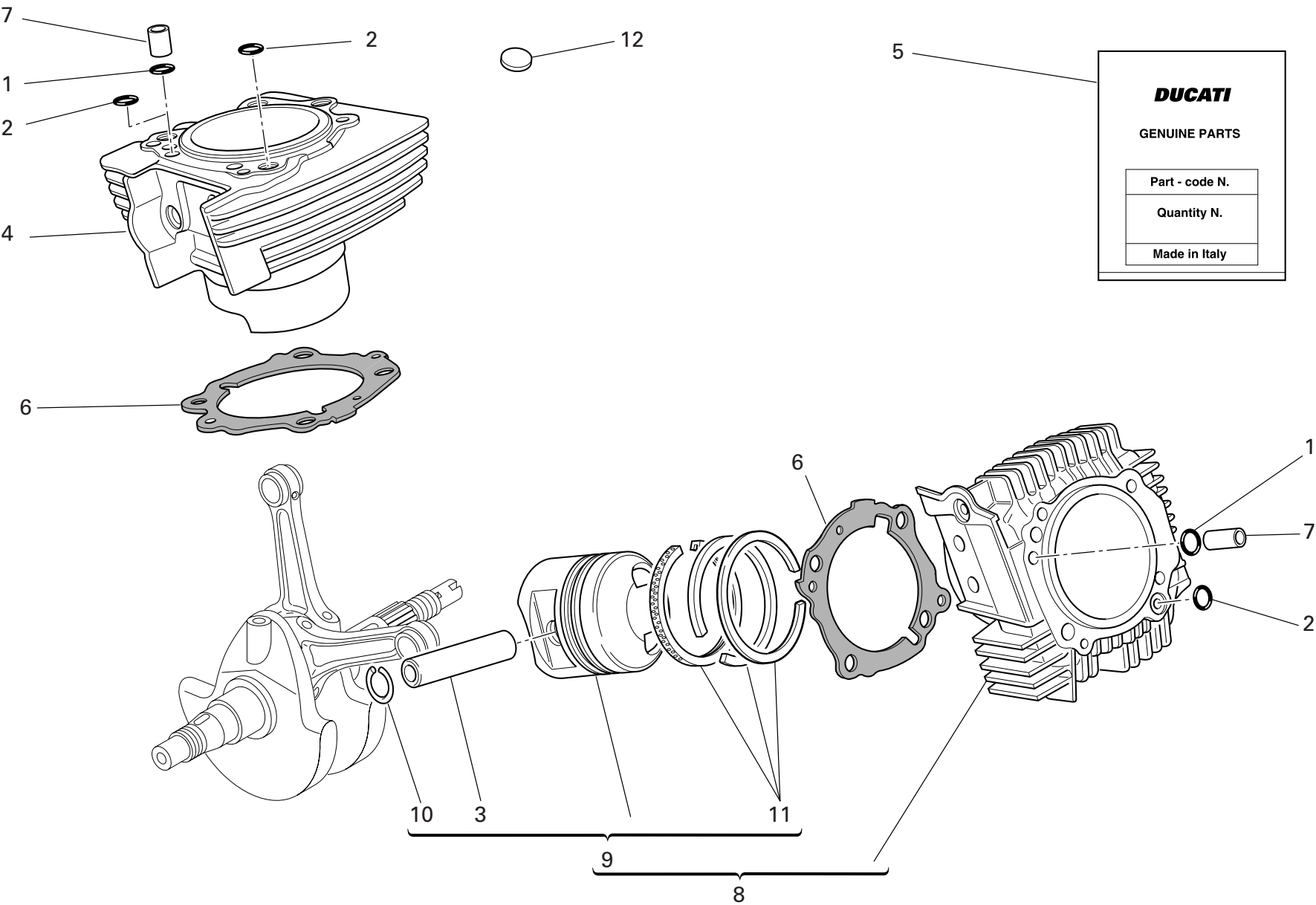


DRAWING 006 CRANKSHAFT

NOTES NO.	CODE NO.	DESCRIPTION	VALIDITY	Q.TY	
1	146.2.089.1A	Crankshaft		1	
2	779.1.109.1A	Special screw		1	
3	780.1.016.1A	Cap		1	
4	72121.2106	Threaded dowel		2	
5	158.2.018.1A	Connecting rods pair		1	
6	0660.47.290	Standard bush		2	
7	74224.0570	Pin		4	
8	0660.47.230	Standard half-bearing		4	
9	779.1.007.2A	Special screw		4	
10	74172.1008	Woodruff key		1	
11	852.1.104.1A	Shim th. 1.9		1	
11	852.1.104.1B	Shim th. 1.95		1	
11	852.1.104.1C	Shim th. 2		1	
11	852.1.104.1D	Shim th. 2,05		1	
11	852.1.104.1E	Shim th. 2,1		1	
11	852.1.104.1F	Shim th. 2,15		1	
11	852.1.104.1G	Shim th. 2.2		1	
11	852.1.104.1H	Shim th. 2.25		1	
11	852.1.104.1I	Shim th. 2.3		1	
11	852.1.104.1J	Shim th. 2.35		1	
11	852.1.104.1K	Shim th. 2,4		1	
11	852.1.104.1L	Shim th. 2,45		1	
11	852.1.104.1M	Shim th. 2.5		1	
11	852.1.104.1N	Shim th. 2.55		1	
12	851.1.019.1A	Lock washer		1	
13	0660.47.040	Nut		1	

NOTES NO.	CODE NO.	DESCRIPTION	VALIDITY	Q.TY	
14	0755.29.025	Woodruff key		1	
15	799.1.051.2A	Spring washer		1	
16	750.1.012.2A	Nut		1	

DRAWING 007 CYLINDERS - PISTONS



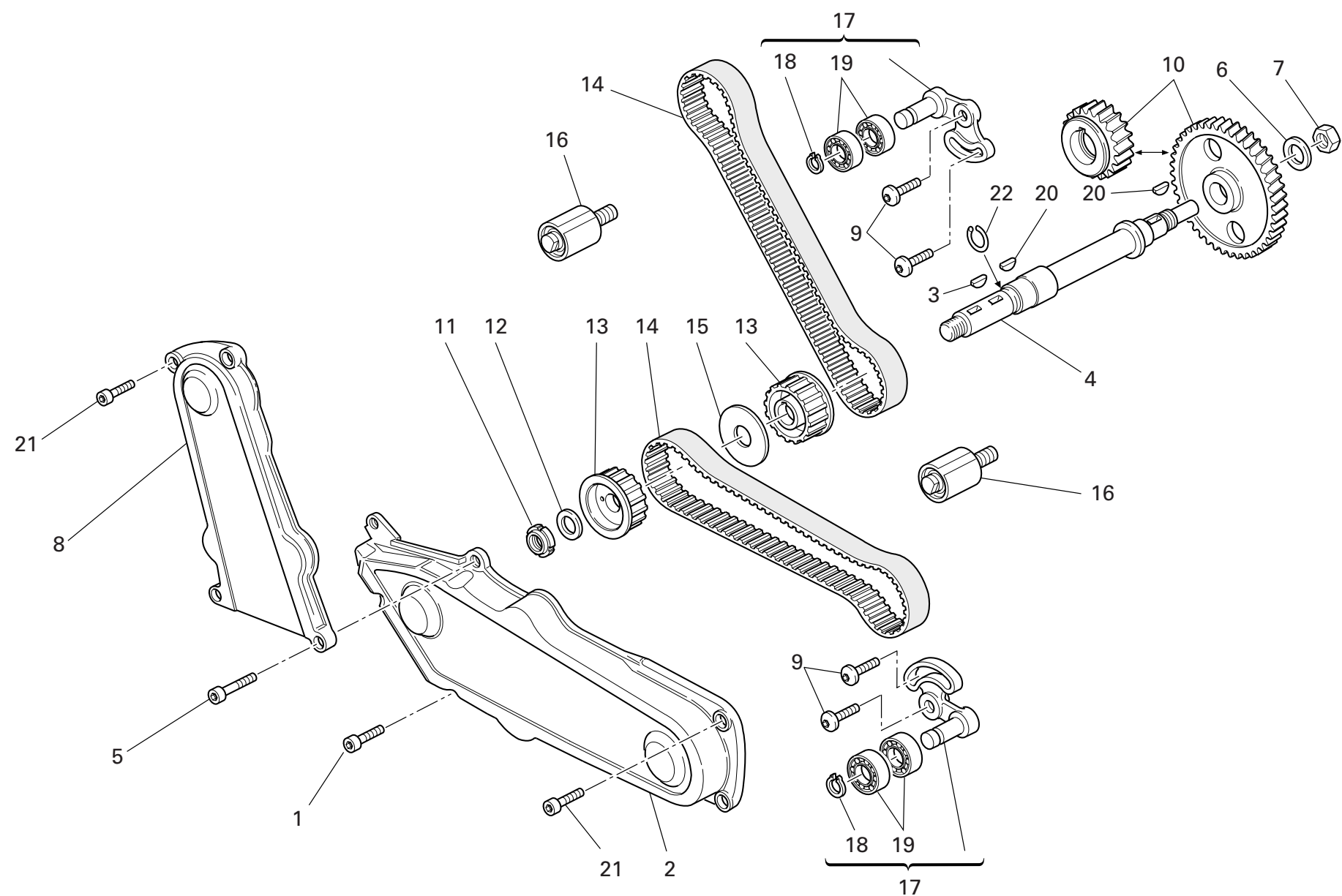
DRAWING 007 CYLINDERS - PISTONS

NOTES NO.	CODE NO.	DESCRIPTION	VALIDITY	Q.TY
1	0400.17.030	O-ring		2
2	463.2.019.6A	O-ring		3
3	121.1.027.1A	Piston pin		2
4	120.2.076.2A	Vertical cylinder-piston fit		1
5	791.2.034.1A	Head-cylinder gaskets set		1
6	786.1.069.2A	Cylinder-crankcase gasket th. 0.4		2
7	0805.17.125	Bush		2
8	120.2.075.2A	Horizontal cylinder-piston fit		1
9	122.2.073.2A	Complete piston		2
10	884.4.017.1A	Piston pin circlip		4
11	121.2.023.1B	Piston rings set		2
12	700.1.027.1A	Vibration damper pad		47


NOTES NO.	CODE NO.	DESCRIPTION	VALIDITY	Q.TY
-----------	----------	-------------	----------	------

DRAWING 008

TIMING



DRAWING 008 TIMING

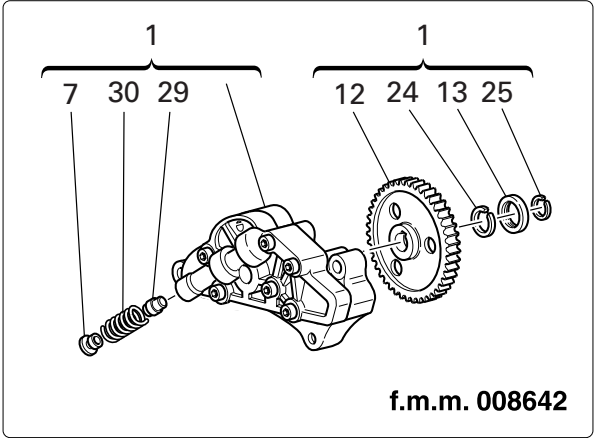
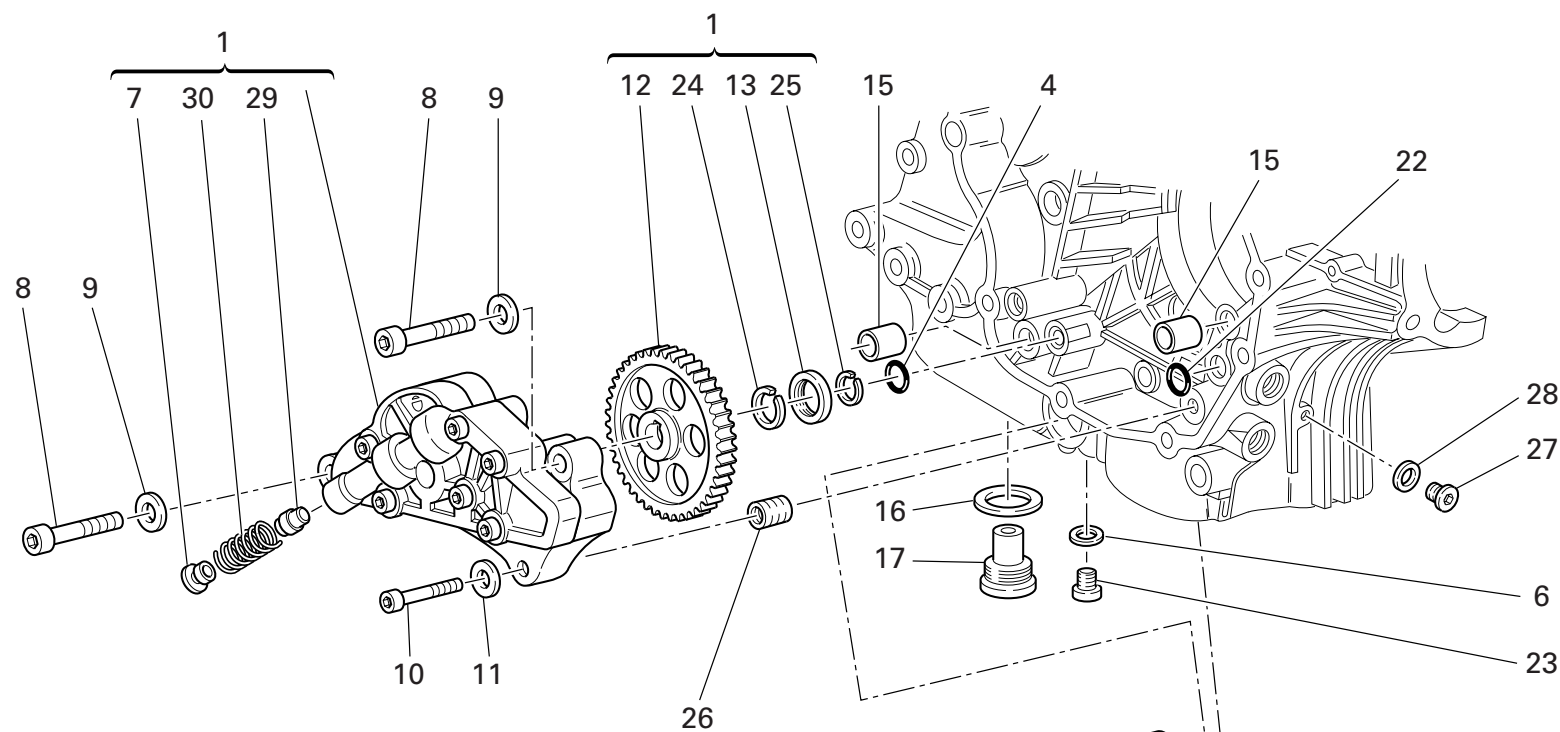
NOTES NO.	CODE NO.	DESCRIPTION	VALIDITY	Q.TY
				
1	771.5.067.8B	Screw		1
2	245.1.047.1A	Horizontal timing belt cover		1
3	74172.1008	Woodruff key		1
4	147.1.015.1A	Lay shaft		1
5	771.5.069.8B	Screw		2
6	851.1.013.1A	Lock washer		1
7	0124.40.060	Hexagon nut		1
8	245.1.048.1A	Vertical timing belt cover		1
9	772.1.010.3A	Screw		4
10	171.2.020.2B	Timing gears pair		1
11	703.5.006.2A	Elastic-stop ring nut		1
12	852.1.173.1A	Washer		1
13	255.1.001.1B	Timing belt roller		2
14	737.4.007.2A	Timing drive toothed belt		2
15	856.1.002.2A	Belt roller separating washer sp. 2		1
16	451.1.025.1A	Fixed tensioner assembly		2
17	451.2.017.1A	Complete vertical cylinder tensioner roller		2
18	884.5.034.1A	Ring		2
19	702.4.069.1A	Bearing		4
20	0755.29.025	Woodruff key		2
21	771.5.064.8B	Screw		4
22	882.1.003.1A	Snap ring		1

NOTES NO.	CODE NO.	DESCRIPTION	VALIDITY	Q.TY
				

DRAWING 009

FILTERS AND OIL PUMP


d.m.m. 008643



f.m.m. 008642

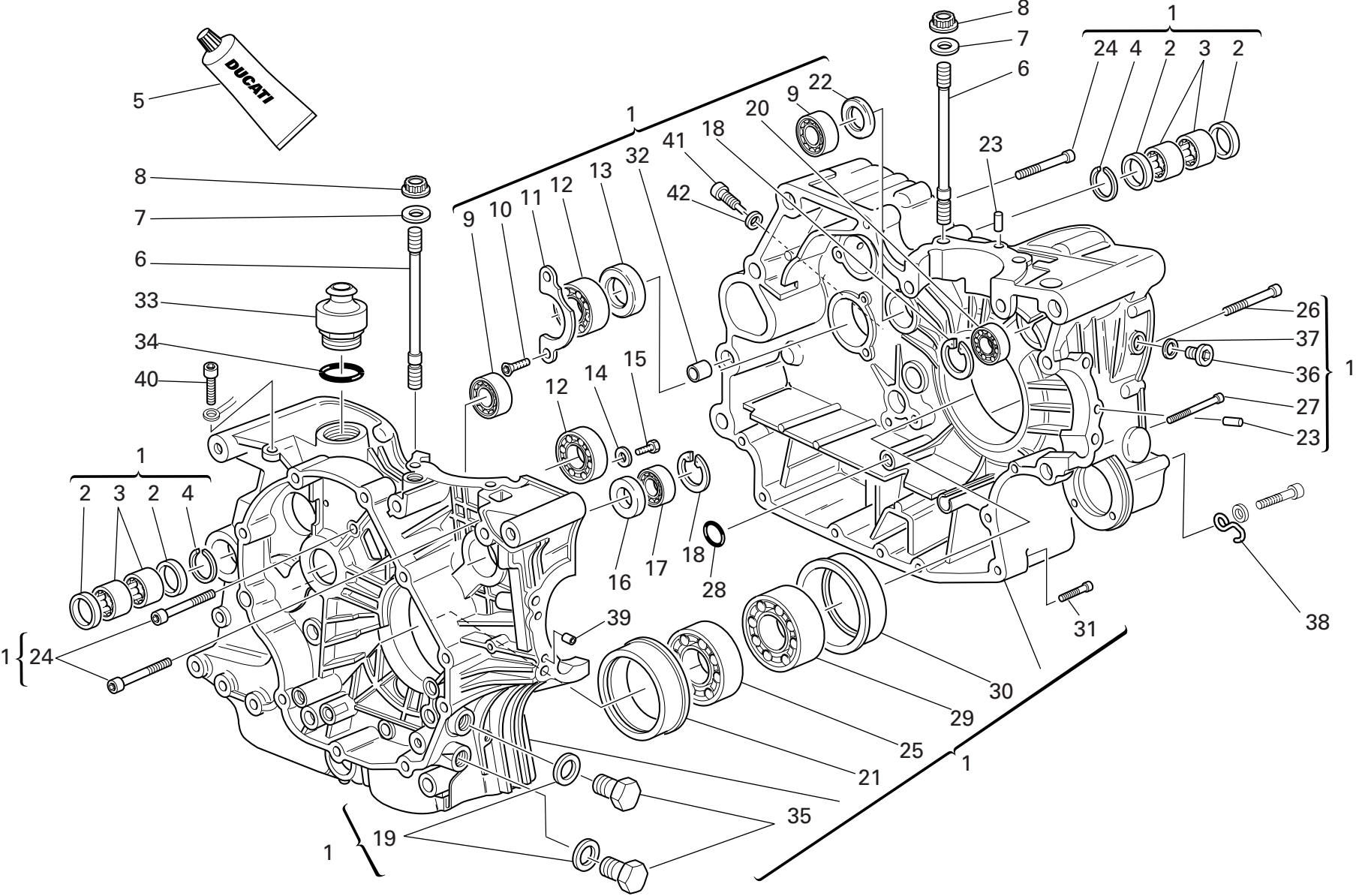
DRAWING 009 FILTERS AND OIL PUMP

NOTES NO.	CODE NO.	DESCRIPTION	VALIDITY	Q.TY	
1	174.2.025.5A	Complete oil pump	fmm8642	1	
1	174.2.025.6A	Complete oil pump	dmm8643	1	
2	552.1.045.2A	Thermistor		1	
3	420.2.001.0A	Gasket th.1		1	
4	886.4.037.1A	O-ring		1	
5	873.1.039.1A	Cap		1	
6	852.1.120.1A	Aluminium gasket		1	
7	780.1.018.1A	Bypass cap		1	
8	771.5.129.8B	Screw		2	
9	853.1.002.1A	Spring washer		2	
10	771.5.069.8B	Screw		1	
11	853.1.004.1A	Spring washer		1	
12	174.1.025.1A	Pump drive gear	fmm8642	1	
12	174.1.025.2A	Pump drive gear	dmm8643	1	
13	710.1.001.1A	Bush		1	
14	799.2.077.2A	Bypass spring		1	
15	0759.49.280	Locating bush		2	
16	220.3.208.3A	Gasket		1	
17	780.2.047.1A	Oil drain plug with magnet		1	
18	852.5.005.1A	Gasket th.1,5		1	
19	894.2.009.1A	Oil filter		1	
20	444.4.003.4A	Oil filter cartridge		1	
21	815.1.028.1A	Nipple		1	
22	93827.0114	O-ring		1	
23	779.1.198.2A	Cap		1	
24	884.4.042.1A	Snap ring		1	

NOTES NO.	CODE NO.	DESCRIPTION	VALIDITY	Q.TY	
25	884.5.036.1A	Circlip		1	
26	0670.49.310	Reduction bush		1	
27	779.1.162.2A	Cap		1	
28	852.1.195.1A	Gasket th.2		1	
29	593.1.018.1A	Bypass valve		1	
30	799.1.055.1A	Bypass spring		1	

DRAWING 010

HALF CRANKCASES






DRAWING

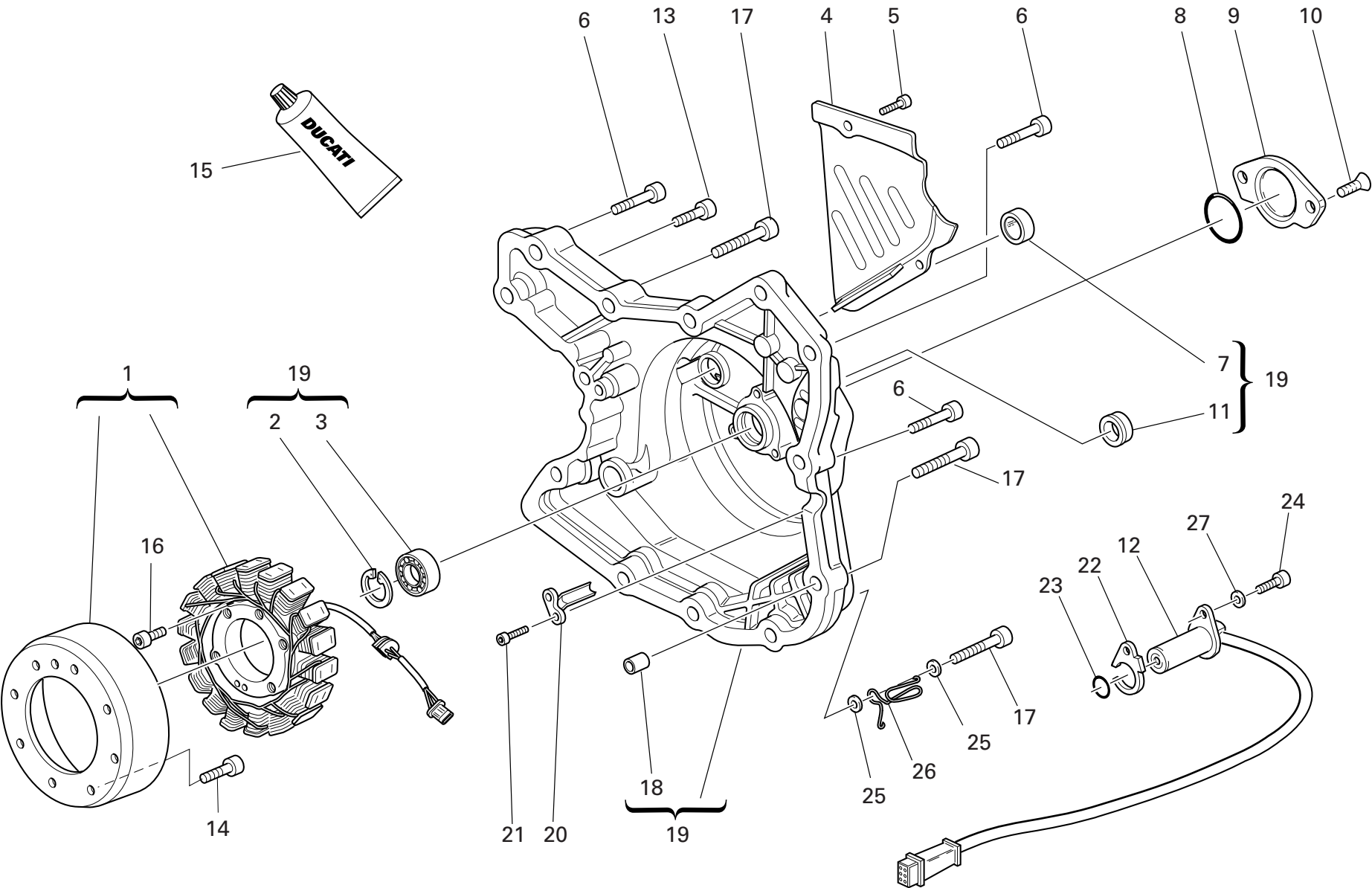
010

HALF CRANKCASES

NOTES NO.	CODE NO.	DESCRIPTION	VALIDITY	Q.TY	
1	225.2.088.2A	Complete half-crankcases pair		1	
2	0755.49.265	Seal ring		4	
3	76400.0004	Needle bearing		4	
4	76266.2668	Snap ring		2	
5	94247.0014	Fluid sealant		1	
6	766.1.048.1A	Stud bolt for fastening head cylinder		8	
7	856.1.064.2A	Special washer		8	
8	748.1.050.1A	Nut		8	
9	702.4.040.1A	Bearing		2	
10	72094.1616	Screw		2	
11	0367.49.275	Keep plate		1	
12	75120.2567	Bearing		2	
13	0660.49.268	Seal ring		1	
14	713.1.140.1A	Spacer		2	
15	770.5.250.8B	Screw		2	
16	93785.1830	Seal ring		1	
17	75794.1542	Bearing		1	
18	73503.3380	Circlip		2	
19	787.1.011.1A	Aluminium gasket th.2		2	
20	702.5.008.1A	Bearing		1	
21	710.1.069.1A	Bearing holder bush		1	
22	463.4.001.1A	Seal ring		1	
23	860.1.004.1A	Locating dowel		2	
24	771.5.136.8B	Screw		6	
25	702.4.020.1A	Bearing		1	
26	779.1.029.2A	Special screw		1	

NOTES NO.	CODE NO.	DESCRIPTION	VALIDITY	Q.TY	
27	771.5.080.8B	Screw		1	
28	93827.0114	O-ring		1	
29	75191.3380	Bearing		1	
30	710.1.070.1A	Bearing holder bush		1	
31	771.5.072.8B	Screw		5	
32	711.1.095.1A	Bush		2	
33	593.1.003.1B	Breather valve		1	
34	93823.3156	O-ring		1	
35	780.1.037.1A	Cap		2	
36	779.1.026.2A	Screw		1	
37	852.5.026.1A	Aluminium gasket th.1,5		1	
38	829.1.134.1A	Ring		1	
39	711.1.128.1A	Bush		2	
40	779.1.182.2A	Special screw		1	
41	779.1.296.2A	Special screw		1	
42	852.5.025.1A	Aluminium gasket th.1		1	

DRAWING 011 ALTERNATOR COVER




DRAWING

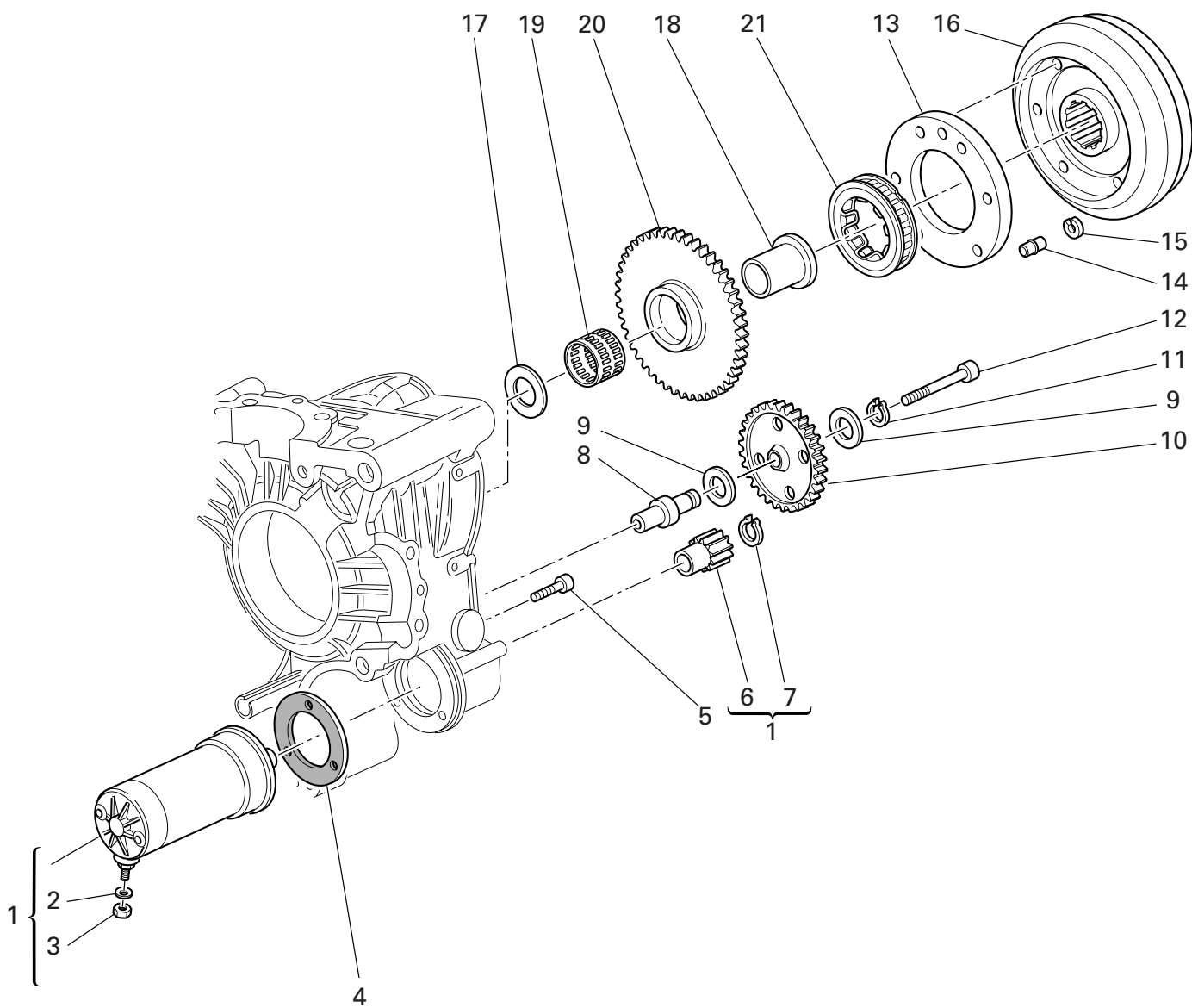
011

ALTERNATOR COVER


NOTES NO.	CODE NO.	DESCRIPTION	VALIDITY	Q.TY	
1	264.4.014.3B	Generator "DENSO"		1	
2	73503.3380	Circlip		1	
3	702.5.008.1A	Bearing		1	
4	247.1.083.1AE	Chain cover		1	
5	771.5.064.2B	Screw		2	
6	771.5.069.8B	Screw		9	
7	254.1.001.1A	Oil level sight glass		1	
8	886.4.035.1A	O-ring		1	
9	247.1.002.1BC	Cover		1	
10	777.5.049.8B	Screw		2	
11	93783.1524	Seal ring		1	
12	552.4.020.1A	Sensor		1	
13	771.5.067.8B	Screw		2	
14	779.4.075.1A	Screw		8	
15	94247.0014	Fluid sealant		1	
16	771.5.073.8B	Screw		3	
17	771.5.071.8B	Screw		3	
18	0400.49.240	Locating bush		2	
19	242.2.045.2A	Generator cover		1	
20	830.1.144.1A	Bracket		1	
21	771.5.040.8B	Screw		2	
22	788.1.076.1A	Gasket th.0,6		1	
22	788.1.076.1AA	Gasket th.0,8		1	
22	788.1.076.1AB	Gasket th.1,0		1	
23	886.4.033.1A	O-ring		1	
24	771.5.066.8B	Screw		1	

NOTES NO.	CODE NO.	DESCRIPTION	VALIDITY	Q.TY	
25	734306N01	Washer		2	
26	881.1.051.1A	Holder		1	
27	853.1.003.1A	Spring washer		1	

DRAWING 012 ELECTRIC STARTER AND IGNITION



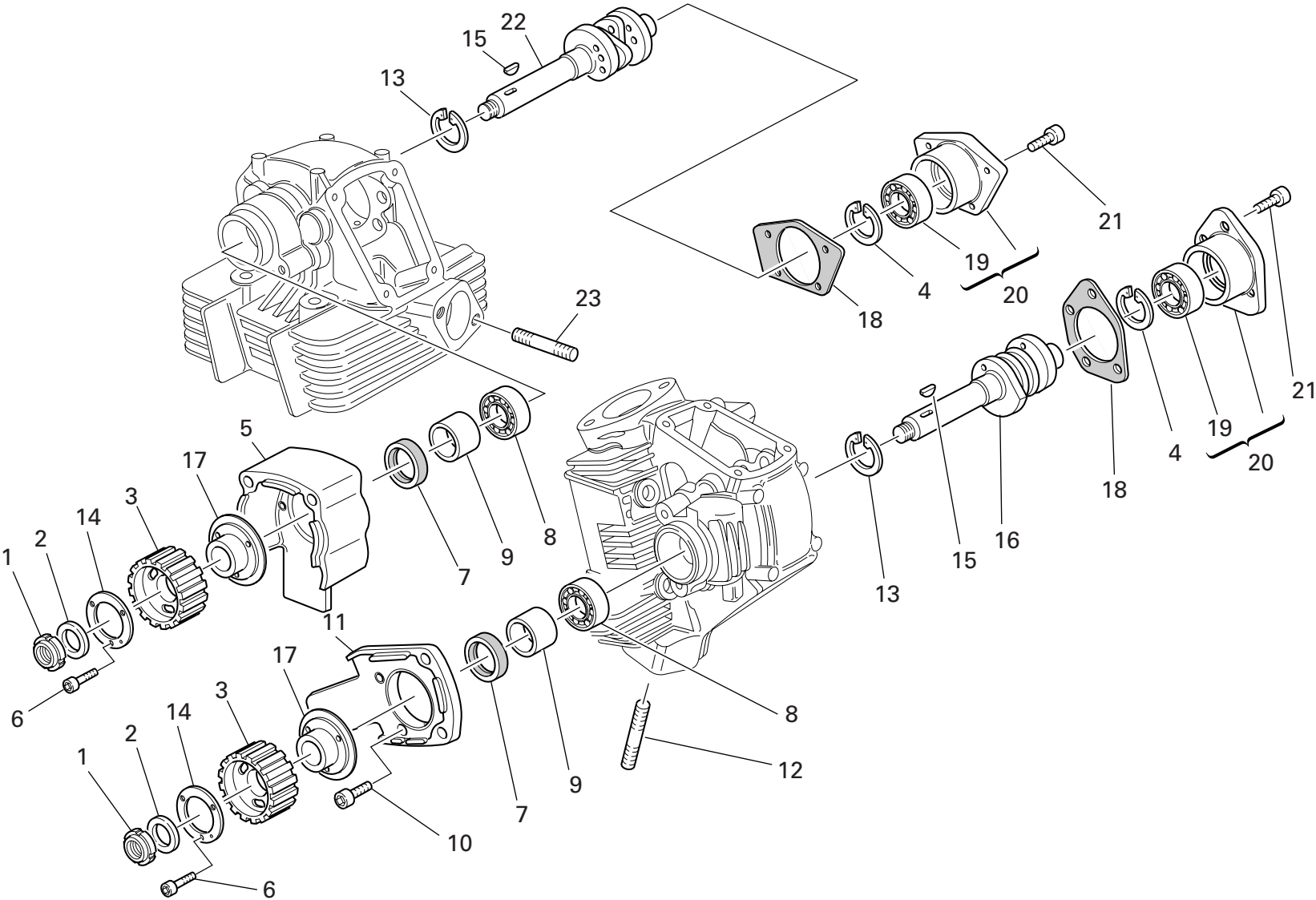
DRAWING 012 ELECTRIC STARTER AND IGNITION

NOTES NO.	CODE NO.	DESCRIPTION	VALIDITY	Q.TY
				
1	270.4.001.1A	Complete starter motor (8-9 included)		1
2	853.1.003.1A	Spring washer		1
3	750.1.121.1A	Nut		1
4	788.1.054.1A	Starter motor gasket		1
5	771.5.069.8B	Screw		2
6	176.1.001.1A	Starter motor sprocket		1
7	884.5.036.1A	Circlip		1
8	0660.50.020	Intermediate gear pin		1
9	856.1.071.1A	Washer		2
10	176.1.009.1A	Intermediate gear assembly		1
11	73500.1440	Circlip		1
12	771.5.078.8B	Screw		1
13	160.1.057.1A	Flange		1
14	863.1.002.1A	Locating pin		1
15	882.1.012.1A	Check ring		1
16	276.1.025.1B	Ignition flywheel		1
17	0619.50.065	Washer		1
18	881.1.010.1C	Inner ring		1
19	701.4.003.1A	Needle bearing		1
20	173.1.012.3A	Electric starter driven gear		1
21	701.4.007.1A	Starter clutch		1


NOTES NO.	CODE NO.	DESCRIPTION	VALIDITY	Q.TY
				

DRAWING 013

HEAD : TIMING



DRAWING 013 HEAD : TIMING

NOTES NO.	CODE NO.	DESCRIPTION	VALIDITY	Q.TY
				
1	703.5.006.2A	Elastic-stop ring nut		2
2	852.1.173.1A	Washer		2
3	255.1.014.1A	Timing belt roller		2
4	73503.3380	Circlip		2
5	235.1.027.1A	Vertical rubber cap		1
6	771.5.040.8B	Screw		6
7	0204.70.105	Seal ring		2
8	75120.1747	Bearing		2
9	713.1.007.1A	Belt roller spacer		2
10	771.5.065.8B	Screw		4
11	235.1.026.1A	Horizontal rubber cap		1
12	766.4.017.2A	Stud bolt		4
13	73503.3683	Circlip		2
14	852.1.124.2A	Special washer		2
15	74172.1008	Woodruff key		2
16	148.1.123.1A	Horizontal head camshaft		1
17	160.1.076.1A	Flange		2
18	0660.92.310	Cap gasket		2
19	75173.1542	Bearing		2
20	235.2.031.1A	Cap with bearing		2
21	771.5.066.8B	Screw		7
22	148.1.122.1A	Vertical head camshaft		1
23	766.4.018.1A	Stud bolt		4

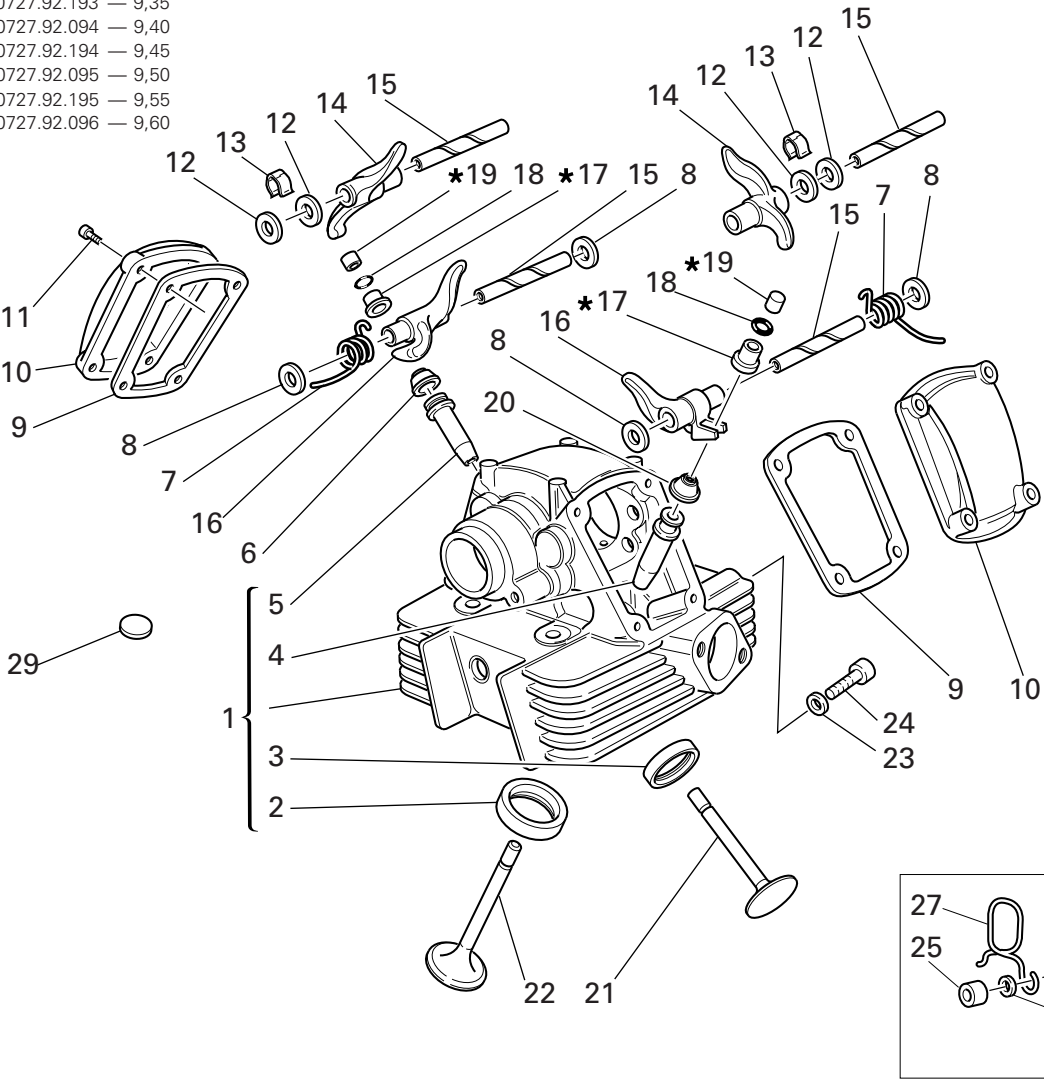
NOTES NO.	CODE NO.	DESCRIPTION	VALIDITY	Q.TY
				

DRAWING 014 VERTICAL HEAD

17★ Scodellino ritorno  
Return cap  
Coupelle retour  
Einstellhülse

19★ Registro bilanciare  
Adjustment  
Réglage  
Ventilhäppchen


0727.92.050 — 5	0727.92.171 — 7,15	0727.92.093 — 9,30
0727.92.150 — 5,05	0727.92.072 — 7,20	0727.92.193 — 9,35
0727.92.051 — 5,10	0727.92.172 — 7,25	0727.92.094 — 9,40
0727.92.151 — 5,15	0727.92.073 — 7,30	0727.92.194 — 9,45
0727.92.052 — 5,20	0727.92.173 — 7,35	0727.92.095 — 9,50
0727.92.152 — 5,25	0727.92.074 — 7,40	0727.92.195 — 9,55
0727.92.053 — 5,30	0727.92.174 — 7,45	0727.92.096 — 9,60
0727.92.153 — 5,35	0727.92.075 — 7,50	
0727.92.054 — 5,40	0727.92.175 — 7,55	
0727.92.154 — 5,45	0727.92.076 — 7,60	
0727.92.055 — 5,50	0727.92.176 — 7,65	
0727.92.155 — 5,55	0727.92.077 — 7,70	
0727.92.056 — 5,60	0727.92.177 — 7,75	
0727.92.156 — 5,65	0727.92.078 — 7,80	
0727.92.057 — 5,70	0727.92.178 — 7,85	
0727.92.157 — 5,75	0727.92.079 — 7,90	
0727.92.058 — 5,80	0727.92.179 — 7,95	
0727.92.158 — 5,85	0727.92.080 — 8	
0727.92.059 — 5,90	0727.92.180 — 8,05	
0727.92.159 — 5,95	0727.92.081 — 8,10	
0727.92.060 — 6	0727.92.181 — 8,15	
0727.92.160 — 6,05	0727.92.082 — 8,20	
0727.92.061 — 6,10	0727.92.182 — 8,25	
0727.92.161 — 6,15	0727.92.083 — 8,30	
0727.92.062 — 6,20	0727.92.183 — 8,35	
0727.92.162 — 6,25	0727.92.084 — 8,40	
0727.92.063 — 6,30	0727.92.184 — 8,45	
0727.92.163 — 6,35	0727.92.085 — 8,50	
0727.92.064 — 6,40	0727.92.185 — 8,55	
0727.92.164 — 6,45	0727.92.086 — 8,60	
0727.92.065 — 6,50	0727.92.186 — 8,65	
0727.92.165 — 6,55	0727.92.087 — 8,70	
0727.92.066 — 6,60	0727.92.187 — 8,75	
0727.92.166 — 6,65	0727.92.088 — 8,80	
0727.92.067 — 6,70	0727.92.188 — 8,85	
0727.92.167 — 6,75	0727.92.089 — 8,90	
0727.92.068 — 6,80	0727.92.189 — 8,95	
0727.92.168 — 6,85	0727.92.090 — 9	
0727.92.069 — 6,90	0727.92.190 — 9,05	
0727.92.169 — 6,95	0727.92.091 — 9,10	
0727.92.070 — 7	0727.92.191 — 9,15	
0727.92.170 — 7,05	0727.92.092 — 9,20	
0727.92.071 — 7,10	0727.92.192 — 9,25	



0723.92.500 — 2	0723.92.515 — 3,50
0723.92.535 — 2,05	0723.92.695 — 3,55
0723.92.501 — 2,10	0723.92.516 — 3,60
0723.92.545 — 2,15	0723.92.705 — 3,65
0723.92.502 — 2,20	0723.92.517 — 3,70
0723.92.555 — 2,25	0723.92.715 — 3,75
0723.92.503 — 2,30	0723.92.518 — 3,80
0723.92.565 — 2,35	0723.92.725 — 3,85
0723.92.504 — 2,40	0723.92.519 — 3,90
0723.92.575 — 2,45	0723.92.735 — 3,95
0723.92.505 — 2,50	0723.92.520 — 4
0723.92.585 — 2,55	0723.92.745 — 4,05
0723.92.506 — 2,60	0723.92.521 — 4,10
0723.92.595 — 2,65	0723.92.531 — 4,15
0723.92.507 — 2,70	0723.92.522 — 4,20
0723.92.605 — 2,75	0723.92.533 — 4,25
0723.92.508 — 2,80	0723.92.523 — 4,30
0723.92.615 — 2,85	0723.92.534 — 4,35
0723.92.509 — 2,90	0723.92.524 — 4,40
0723.92.625 — 2,95	0723.92.537 — 4,45
0723.92.510 — 3	0723.92.525 — 4,50
0723.92.635 — 3,05	0723.92.538 — 4,55
0723.92.511 — 3,10	0723.92.526 — 4,60
0723.92.645 — 3,15	0723.92.539 — 4,65
0723.92.512 — 3,20	0723.92.527 — 4,70
0723.92.655 — 3,25	0723.92.540 — 4,75
0723.92.513 — 3,30	0723.92.528 — 4,80
0723.92.675 — 3,35	0723.92.541 — 4,85
0723.92.514 — 3,40	0723.92.529 — 4,90
0723.92.685 — 3,45	0723.92.542 — 4,95
	0723.92.530 — 5
	0723.92.543 — 5,05
	0723.92.544 — 5,10
	0723.92.546 — 5,15
	0723.92.547 — 5,20
	0723.92.548 — 5,25
	0723.92.549 — 5,30
	0723.92.550 — 5,35
	0723.92.551 — 5,40
	0723.92.552 — 5,45
	0723.92.553 — 5,50
	0723.92.554 — 5,55
	0723.92.556 — 5,60



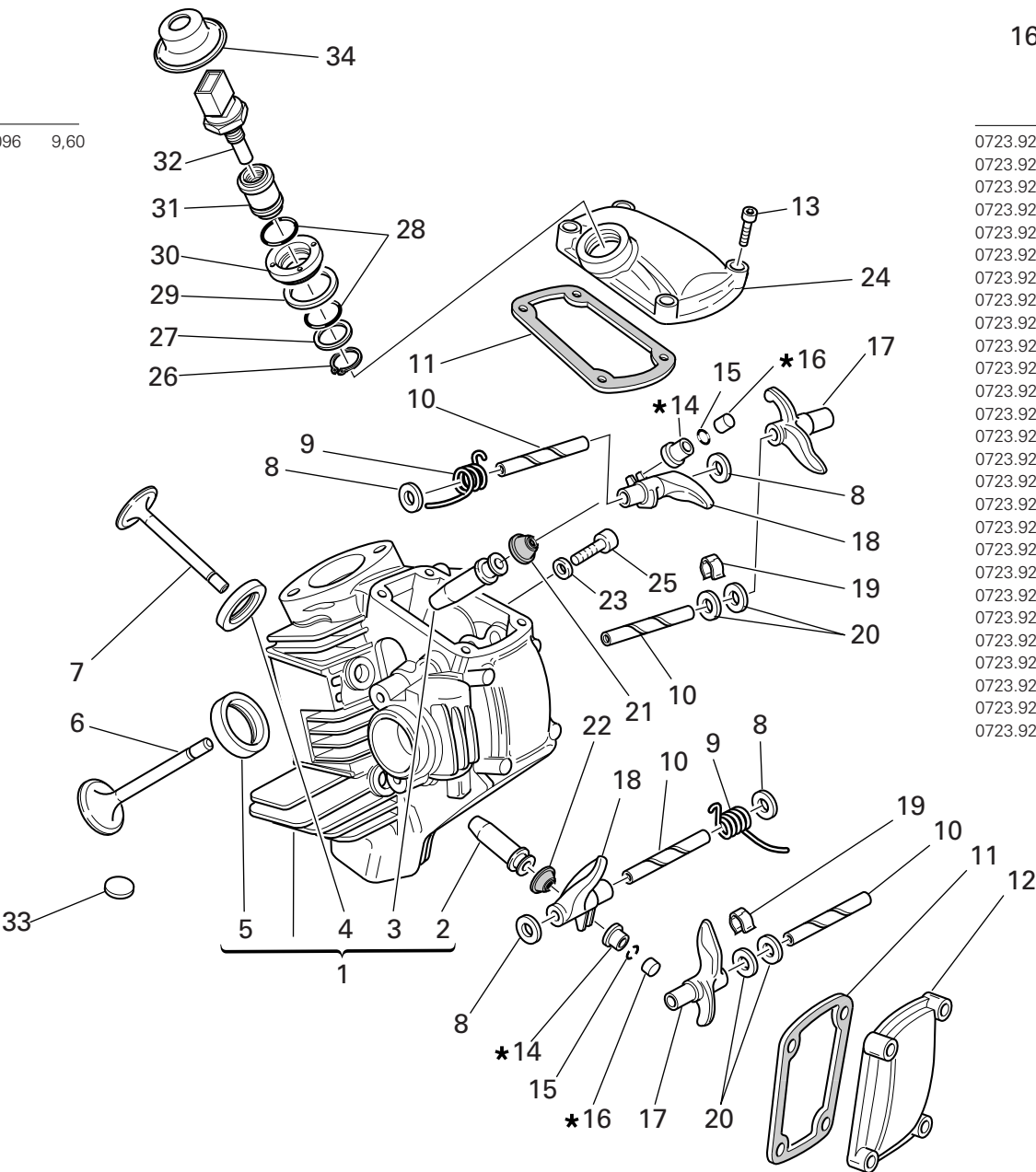
DRAWING 014 VERTICAL HEAD

NOTES NO.	CODE NO.	DESCRIPTION	VALIDITY	Q.TY	
1	301.2.105.1AA	Complete vertical head		1	
2	304.1.021.1A	Intake valve seat		1	
2	304.1.021.1AB	Oversize intake valve seat 0.03		1	
2	304.1.021.1AC	Oversize intake valve seat 0.06		1	
3	304.1.022.1A	Exhaust valve seat		1	
3	304.1.022.1AB	Oversize exhaust valve seat 0.03		1	
3	304.1.022.1AC	Oversize exhaust valve seat 0.06		1	
4	303.1.003.1A	Intake valve cast iron guide		1	
4	303.1.003.1AB	Oversize valve guide 0.03		1	
4	303.1.003.1AC	Oversize valve guide 0.06		1	
4	303.1.003.1AD	Oversize valve guide 0.09		1	
5	303.1.004.1C	Exhaust valve bronze guide		1	
5	303.1.004.1CB	Oversize valve guide 0.03		1	
5	303.1.004.1CC	Oversize valve guide 0.06		1	
5	303.1.004.1CD	Oversize valve guide 0.09		1	
6	764.1.013.1A	Valve seal		1	
7	799.1.061.1A	Closing rocker spring		2	
8	0619.92.180	Shim th. 0.3		6	
8	0670.92.190	Shim th. 2		4	
8	0765.92.185	Shim th. 1		2	
8	0765.92.190	Shim th. 0.5		4	
8	0765.92.205	Shim th. 0.2		8	
9	788.1.032.2A	Valve cover gasket		2	
10	240.1.010.1AB	Valve cover		2	
11	771.5.067.8B	Screw		4	
12	0647.70.010	Shim		4	

NOTES NO.	CODE NO.	DESCRIPTION	VALIDITY	Q.TY	
13	0375.92.210	Spring		2	
14	208.1.012.4A	Opening rocker		2	
15	821.1.115.1A	Rocker shaft		4	
16	209.1.012.4A	Closing rocker		2	
17	0727.92.239	See table		2	
18	669.1.003.1A	Split rings		4	
19	0723.92.239	See table		2	
20	764.1.009.1A	Valve seal		1	
21	211.1.015.1A	Exhaust valve		1	
22	210.1.015.1A	Intake valve		1	
23	852.5.023.1A	Gasket		1	
24	779.1.133.1A	Screw		1	
25	713.1.241.1A	Spacer		1	
26	771.5.071.8B	Screw		1	
27	829.1.358.1A	Holder		1	
28	852.1.176.1A	Washer		2	
29	700.1.027.1A	Vibration damper pad		24	


DRAWING 015 HORIZONTAL HEAD


14★ Scodellino ritorno Return cap Coupelle retour Einstellhülse					
0727.92.050	5	0727.92.073	7,30	0727.92.096	9,60
0727.92.150	5,05	0727.92.173	7,35		
0727.92.051	5,10	0727.92.074	7,40		
0727.92.151	5,15	0727.92.174	7,45		
0727.92.052	5,20	0727.92.075	7,50		
0727.92.152	5,25	0727.92.175	7,55		
0727.92.053	5,30	0727.92.076	7,60		
0727.92.153	5,35	0727.92.176	7,65		
0727.92.054	5,40	0727.92.077	7,70		
0727.92.154	5,45	0727.92.177	7,75		
0727.92.055	5,50	0727.92.078	7,80		
0727.92.155	5,55	0727.92.178	7,85		
0727.92.056	5,60	0727.92.079	7,90		
0727.92.156	5,65	0727.92.179	7,95		
0727.92.057	5,70	0727.92.080	8		
0727.92.157	5,75	0727.92.180	8,05		
0727.92.058	5,80	0727.92.081	8,10		
0727.92.158	5,85	0727.92.181	8,15		
0727.92.059	5,90	0727.92.082	8,20		
0727.92.159	5,95	0727.92.182	8,25		
0727.92.060	6	0727.92.083	8,30		
0727.92.160	6,05	0727.92.183	8,35		
0727.92.061	6,10	0727.92.084	8,40		
0727.92.161	6,15	0727.92.184	8,45		
0727.92.062	6,20	0727.92.085	8,50		
0727.92.162	6,25	0727.92.185	8,55		
0727.92.063	6,30	0727.92.086	8,60		
0727.92.163	6,35	0727.92.186	8,65		
0727.92.064	6,40	0727.92.087	8,70		
0727.92.164	6,45	0727.92.187	8,75		
0727.92.065	6,50	0727.92.088	8,80		
0727.92.165	6,55	0727.92.188	8,85		
0727.92.066	6,60	0727.92.089	8,90		
0727.92.166	6,65	0727.92.189	8,95		
0727.92.067	6,70	0727.92.090	9		
0727.92.167	6,75	0727.92.190	9,05		
0727.92.068	6,80	0727.92.091	9,10		
0727.92.168	6,85	0727.92.191	9,15		
0727.92.069	6,90	0727.92.092	9,20		
0727.92.169	6,95	0727.92.192	9,25		
0727.92.070	7	0727.92.192	9,25		
0727.92.170	7,05	0727.92.093	9,30		
0727.92.071	7,10	0727.92.193	9,35		
0727.92.171	7,15	0727.92.194	9,45		
0727.92.072	7,20	0727.92.095	9,50		
0727.92.172	7,25	0727.92.195	9,55		



16★ Registro bilanciere Adjustment Ventil­k­äp­pen			
0723.92.500	2	0723.92.675	3,35
0723.92.535	2,05	0723.92.514	3,40
0723.92.501	2,10	0723.92.685	3,45
0723.92.545	2,15	0723.92.515	3,50
0723.92.502	2,20	0723.92.695	3,55
0723.92.555	2,25	0723.92.516	3,60
0723.92.503	2,30	0723.92.705	3,65
0723.92.565	2,35	0723.92.517	3,70
0723.92.504	2,40	0723.92.715	3,75
0723.92.575	2,45	0723.92.518	3,80
0723.92.505	2,50	0723.92.725	3,85
0723.92.585	2,55	0723.92.519	3,90
0723.92.506	2,60	0723.92.735	3,95
0723.92.595	2,65	0723.92.520	4
0723.92.507	2,70	0723.92.745	4,05
0723.92.605	2,75	0723.92.521	4,10
0723.92.508	2,80	0723.92.531	4,15
0723.92.615	2,85	0723.92.522	4,20
0723.92.509	2,90	0723.92.533	4,25
0723.92.625	2,95	0723.92.523	4,30
0723.92.510	3	0723.92.534	4,35
0723.92.635	3,05	0723.92.524	4,40
0723.92.511	3,10	0723.92.537	4,45
0723.92.645	3,15	0723.92.525	4,50
0723.92.512	3,20	0723.92.538	4,55
0723.92.655	3,25	0723.92.526	4,60
0723.92.513	3,30	0723.92.539	4,65
		0723.92.527	4,70
		0723.92.540	4,75
		0723.92.528	4,80
		0723.92.541	4,85
		0723.92.529	4,90
		0723.92.542	4,95
		0723.92.530	5
		0723.92.543	5,05
		0723.92.544	5,10
		0723.92.546	5,15
		0723.92.547	5,20
		0723.92.548	5,25
		0723.92.549	5,30
		0723.92.550	5,35
		0723.92.551	5,40
		0723.92.552	5,45
		0723.92.553	5,50
		0723.92.554	5,55
		0723.92.556	5,60

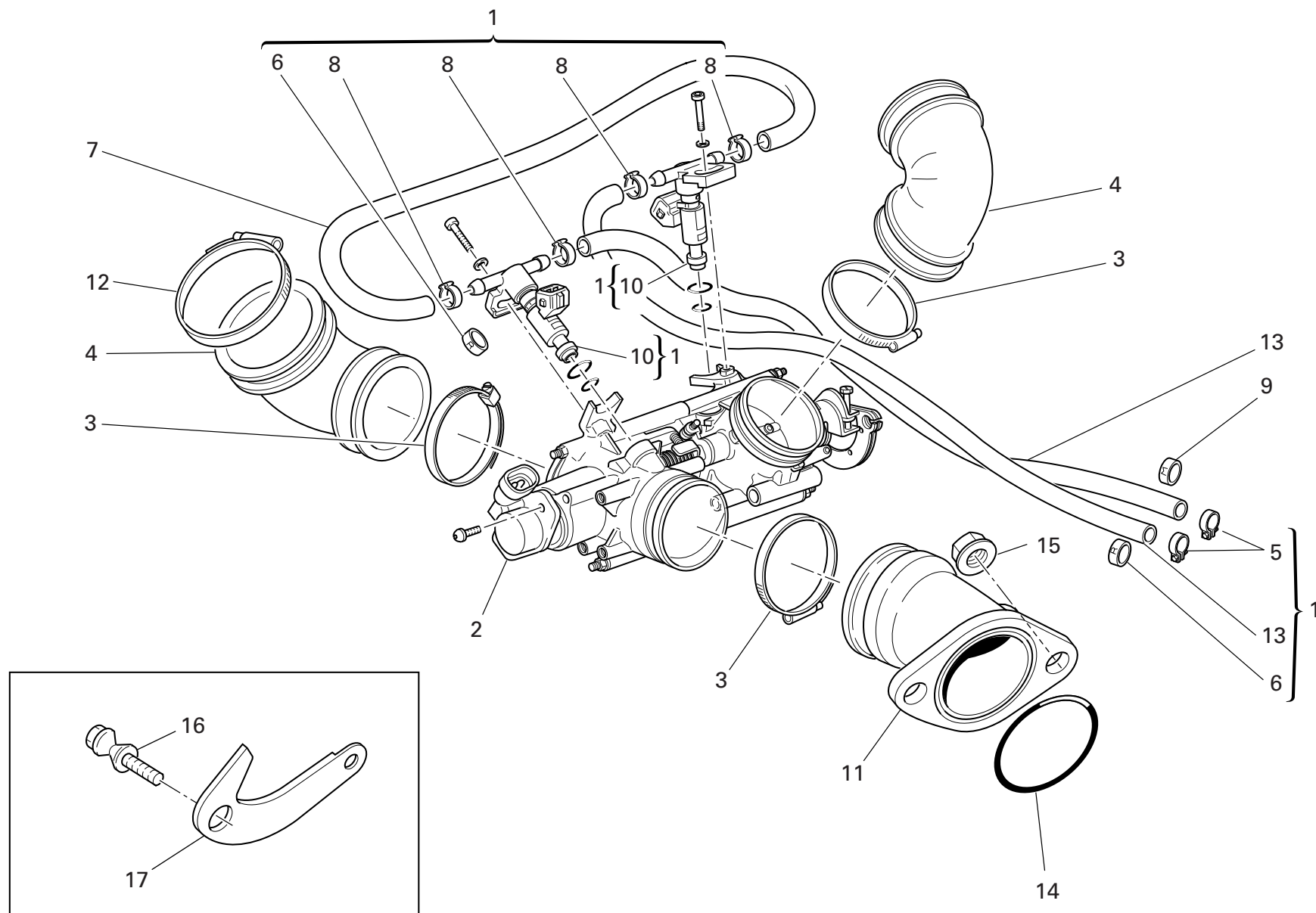
DRAWING 015 HORIZONTAL HEAD

NOTES NO.	CODE NO.	DESCRIPTION	VALIDITY	Q.TY	
1	301.2.104.1AA	Complete horizontal head		1	
2	303.1.004.1C	Exhaust valve bronze guide		1	
2	303.1.004.1CB	Oversize valve guide 0.03		1	
2	303.1.004.1CC	Oversize valve guide 0.06		1	
2	303.1.004.1CD	Oversize valve guide 0.09		1	
3	303.1.003.1A	Intake valve cast iron guide		1	
3	303.1.003.1AB	Oversize valve guide 0.03		1	
3	303.1.003.1AC	Oversize valve guide 0.06		1	
3	303.1.003.1AD	Oversize valve guide 0.09		1	
4	304.1.022.1A	Exhaust valve seat		1	
4	304.1.022.1AB	Oversize exhaust valve seat 0.03		1	
4	304.1.022.1AC	Oversize exhaust valve seat 0.06		1	
5	304.1.021.1A	Intake valve seat		1	
5	304.1.021.1AB	Oversize intake valve seat 0.03		1	
5	304.1.021.1AC	Oversize intake valve seat 0.06		1	
6	210.1.015.1A	Intake valve		1	
7	211.1.015.1A	Exhaust valve		1	
8	0619.92.180	Shim th. 0.3		6	
8	0670.92.190	Shim th. 2		4	
8	0765.92.185	Shim th. 1		2	
8	0765.92.190	Shim th. 0.5		4	
9	799.1.061.1A	Closing rocker spring		2	
10	821.1.115.1A	Rocker shaft		4	
11	788.1.032.2A	Valve cover gasket		2	
12	240.1.010.1AB	Valve cover		1	
13	771.5.067.8B	Screw		8	

NOTES NO.	CODE NO.	DESCRIPTION	VALIDITY	Q.TY	
14	0727.92.239	See table		2	
15	669.1.003.1A	Split rings		4	
16	0723.92.239	See table		2	
17	208.1.012.4A	Opening rocker		2	
18	209.1.012.4A	Closing rocker		2	
19	0375.92.210	Spring		2	
20	0647.70.010	Shim		4	
21	764.1.009.1A	Valve seal		1	
22	764.1.013.1A	Valve seal		1	
23	852.5.023.1A	Gasket		1	
24	240.1.028.1A	Intake valve cover		1	
25	779.1.133.1A	Screw		1	
26	73500.1747	Snap ring		1	
27	713.1.137.1A	Spacer		1	
28	886.4.028.1A	O-Ring		2	
29	787.1.008.1A	Aluminium gasket		1	
30	703.1.019.1A	Ring nut		1	
31	829.1.235.1A	Holder sensor		1	
32	552.4.013.1A	Sensor		1	
33	700.1.027.1A	Vibration damper pad		24	
34	672.1.034.1A	Rubber cap		1	

DRAWING 016


INLET DICT



DRAWING

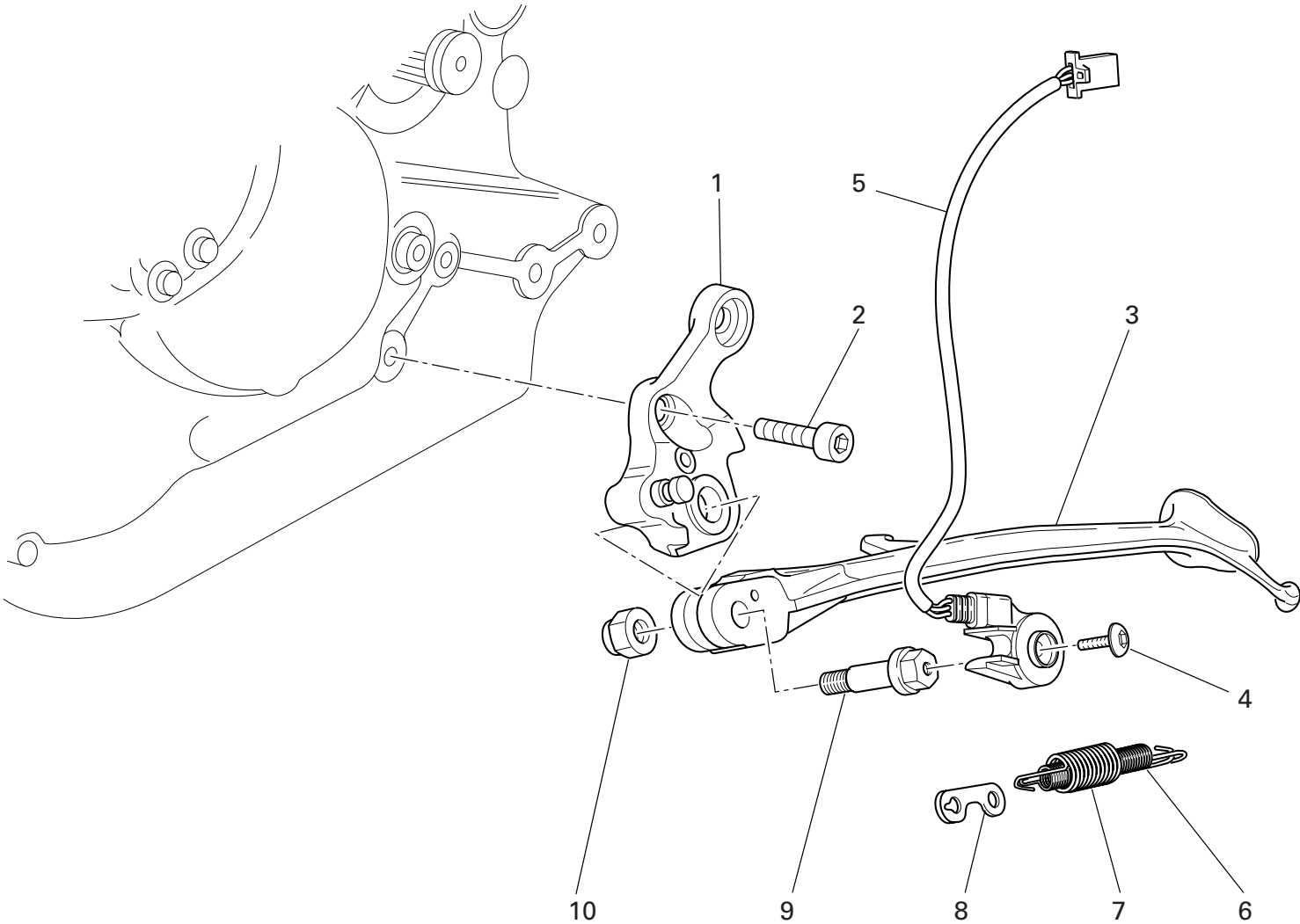
016

INLET DICT

NOTES NO.	CODE NO.	DESCRIPTION	VALIDITY	Q.TY	
1	282.4.041.2B	Feed unit assembly		1	
2	284.4.002.1A	Potentiometer		1	
3	741.4.042.1A	Hose guide		4	
4	801.1.027.1A	Hose		2	
5	741.4.013.1B	Hose guide		2	
6	741.4.041.1A	Clamp "R"		1	
7	590.1.132.1A	Tube		1	
8	287.4.024.1B	Hose guide		6	
9	741.4.040.1A	Clamp "M"		1	
10	280.4.007.1A	Injector		2	
11	140.2.014.2A	Intake duct		2	
12	741.4.067.1A	Hose guide		2	
13	590.1.093.1A	Tube		2	
14	463.2.022.2A	O-Ring		2	
15	748.1.039.1A	Nut		4	
16	779.1.259.1B	Special screw		2	
17	827.1.323.1A	Plate		1	

NOTES NO.	CODE NO.	DESCRIPTION	VALIDITY	Q.TY	
-----------	----------	-------------	----------	------	---


DRAWING 017 STANDS



DRAWING

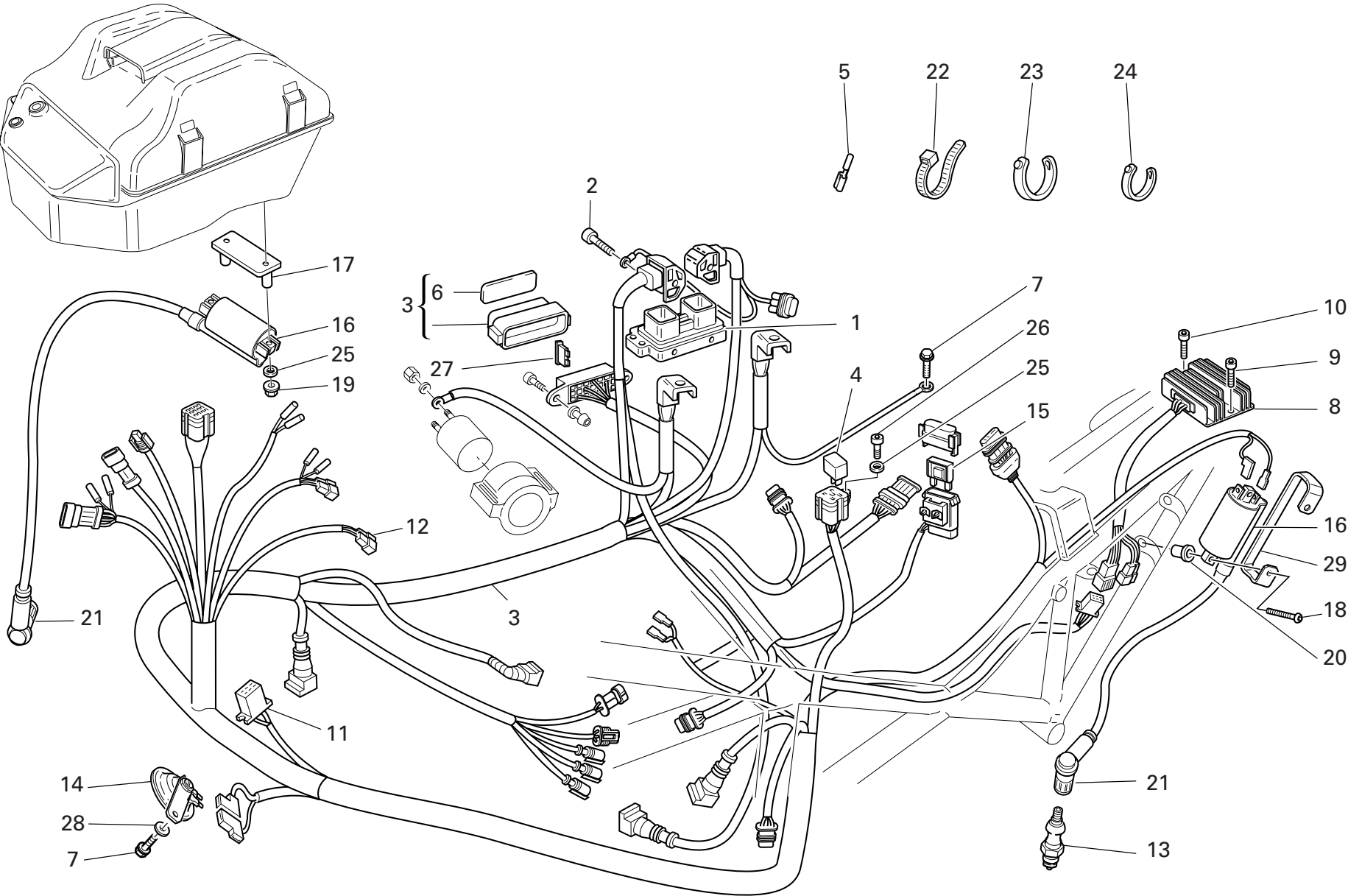
017

STANDS

NOTES NO.	CODE NO.	DESCRIPTION	VALIDITY	Q.TY	
1	556.2.027.1A	Plate		1	
2	771.1.048.1A	Screw		1	
3	556.1.024.1A	Side stand		1	
4	779.4.005.2A	Screw		1	
5	539.1.023.2A	Switch		1	
6	799.1.089.1A	Spring		1	
7	799.1.088.1A	Outer spring		1	
8	827.1.139.2B	Plate		1	
9	556.1.018.1C	Pivot		1	
10	749.4.045.2G	Nut		1	

NOTES NO.	CODE NO.	DESCRIPTION	VALIDITY	Q.TY	
-----------	----------	-------------	----------	------	---


DRAWING 018 ELECTRIC SYSTEM



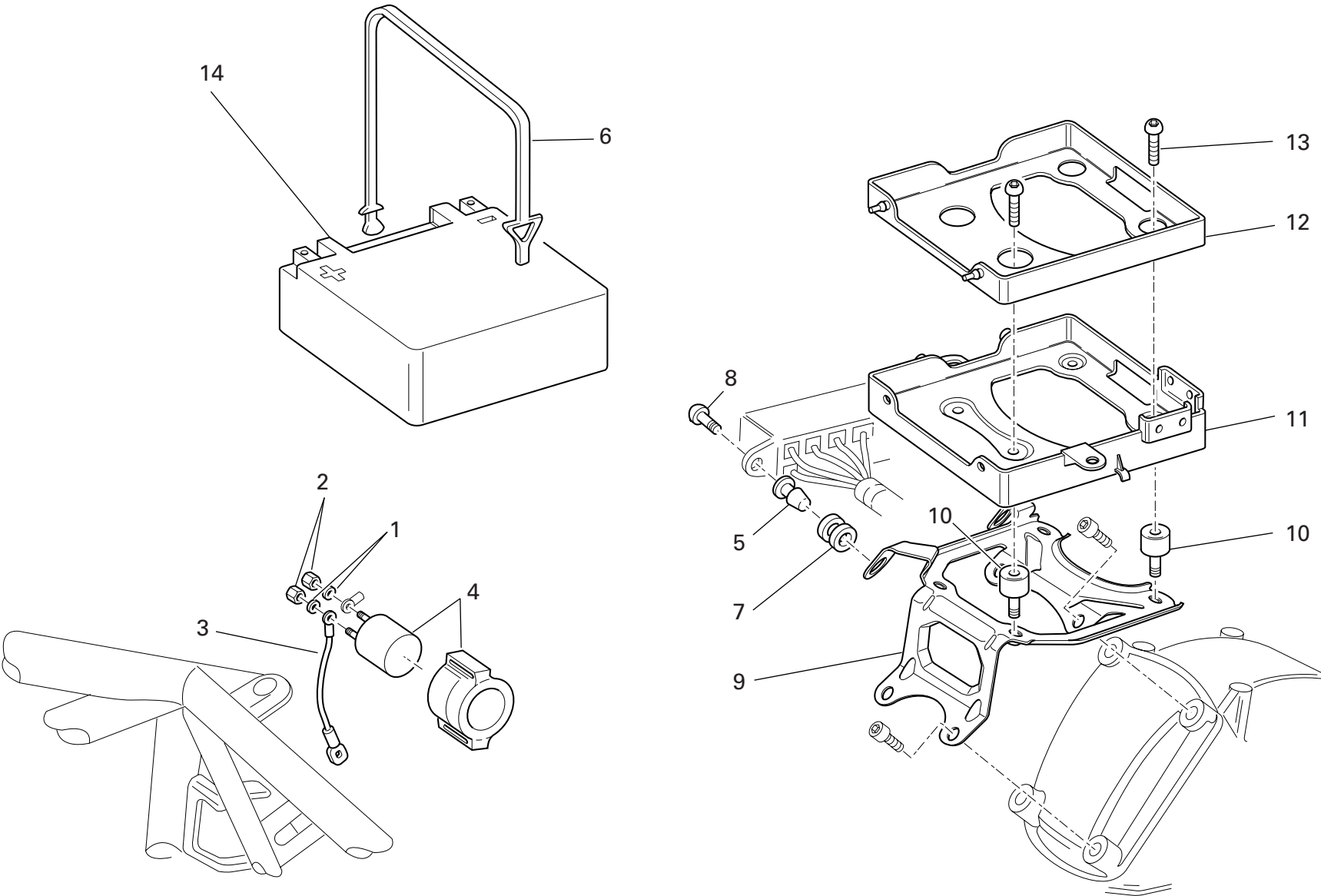


DRAWING 018 ELECTRIC SYSTEM

NOTES NO.	CODE NO.	DESCRIPTION	VALIDITY	Q.TY	
1	286.4.071.1B	Injection control unit		1	
2	771.5.072.2B	Screw		2	
3	510.1.179.4A	Electric wiring		1	
4	541.4.007.1A	Relay		2	
5	0000.66527	End section		4	
6	433.1.252.1D	Sticker schema fusibili		1	
7	772.1.039.1A	Screw		2	
8	540.4.010.1A	Voltage rectifier		1	
9	771.5.067.8B	Screw		1	
10	771.5.073.2B	Screw		1	
11	0000.56803	Connector		1	
12	8000.66526	Connector		1	
13	670.4.035.1B	Spark plug		2	
14	516.4.003.1B	Horn (BLACK)		1	
15	389.4.014.1A	Fuse 40A		1	
16	380.4.004.1B	Coil		2	
17	827.1.236.1A	Plate		1	
18	779.5.026.1A	Screw		2	
19	749.5.002.1A	El-stop nut		2	
20	850.4.082.1A	Insert		2	
21	672.1.013.1A	Spare cap		2	
22	741.1.012.1A	Hose guide		1	
23	0691.91.030	Hose guide		37	
24	741.4.038.1A	Hose guide		7	
25	734305N01	Washer		3	
26	771.5.038.8B	Screw		1	

NOTES NO.	CODE NO.	DESCRIPTION	VALIDITY	Q.TY	
27	389.4.006.1A	Fuse 3A		2	
27	389.4.007.1A	Fuse 7.5A		1	
27	389.4.008.1A	Fuse 15A		1	
27	389.4.010.1A	Fuse 30A		1	
27	389.4.013.1A	Fuse 20A		1	
27	389.4.016.1A	Fuse		2	
28	855.5.001.1B	Washer		1	
29	827.1.382.1A	Plate		1	


DRAWING 019 BATTERY BOX MOUNT



DRAWING

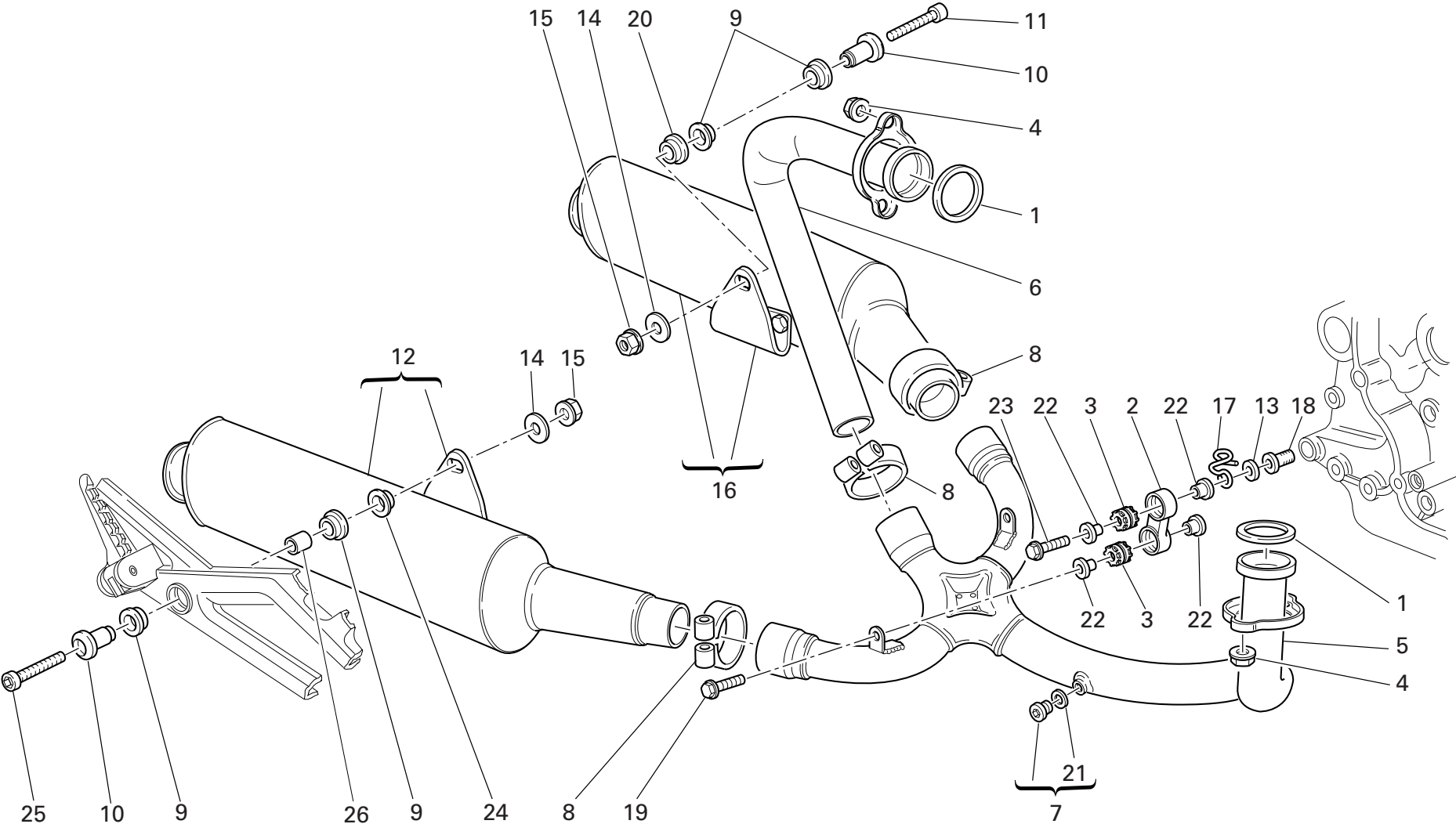
019

BATTERY BOX MOUNT

NOTES NO.	CODE NO.	DESCRIPTION	VALIDITY	Q.TY	
1	462.4.037.6A	Spring washer		2	
2	417.9.050.6A	Nut		2	
3	514.1.043.1A	Solenoid starter-starter motor cable		1	
4	397.4.002.1A	Remote switch		1	
5	821.1.054.1A	Pin		2	
6	759.1.006.1A	Spring hook		1	
7	764.1.029.1A	Rubber pad		2	
8	779.1.088.1A	Screw		2	
9	830.1.228.1A	Bracket		1	
10	700.1.031.1A	Vibration damper		4	
11	829.1.283.1B	Battery box mount		1	
12	829.1.285.1A	Battery carpet		1	
13	0000.56525	Screw		4	
14	395.2.013.1C	Battery		1	


NOTES NO.	CODE NO.	DESCRIPTION	VALIDITY	Q.TY	
-----------	----------	-------------	----------	------	---

DRAWING 020 EXHAUST SYSTEM

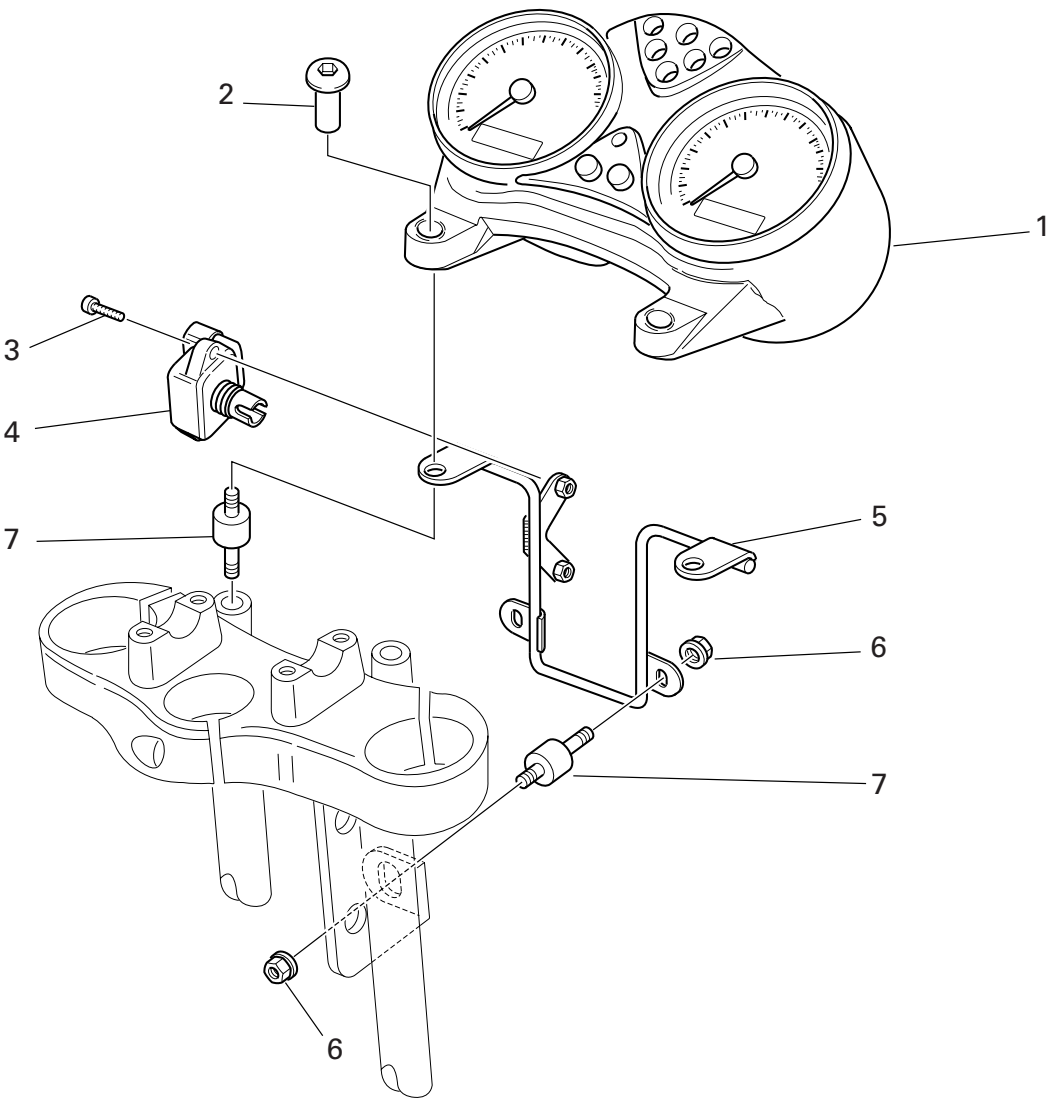


DRAWING 020 EXHAUST SYSTEM

NOTES NO.	CODE NO.	DESCRIPTION	VALIDITY	Q.TY	
1	0370.84.005	Exhaust gasket		2	
2	80A0.62649	Holder		2	
3	764.1.024.1A	Vibration damper pad		4	
4	748.4.033.1A	Nut		4	
5	570.1.065.2A	Horizontal head exhaust pipe		1	
6	571.1.065.2A	Vertical head exhaust pipe		1	
7	780.1.007.1A	Cap		2	
8	741.1.028.1A	Hose guide		3	
9	764.1.001.1A	Rubber pad		4	
10	716.1.055.1A	Spacer		2	
11	779.5.003.1A	Screw		1	
12	573.1.050.2D	R.H. silencer		1	
12	573.1.050.3D	R.H. silencer (TERMIGNONI)		1	
13	852.1.176.1A	Washer		1	
14	852.1.196.1A	Washer		2	
15	729906FN1	Nut		2	
16	574.1.050.2D	L.H. silencer		1	
16	574.1.050.3D	L.H. silencer (TERMIGNONI)		1	
17	829.1.275.1A	Ring		1	
18	779.1.247.1B	Screw		2	
19	772.5.038.1A	Screw		2	
20	711.1.090.1A	Bush		1	
21	852.5.024.1A	Gasket th.1		2	
22	713.1.082.1A	Spacer		8	
23	772.5.033.1A	Screw		2	
24	711.1.090.1B	Bush		1	

NOTES NO.	CODE NO.	DESCRIPTION	VALIDITY	Q.TY	
25	779.5.018.1A	Screw		1	
26	852.1.118.1A	Washer		1	


DRAWING 021 INSTRUMENT PANEL



DRAWING

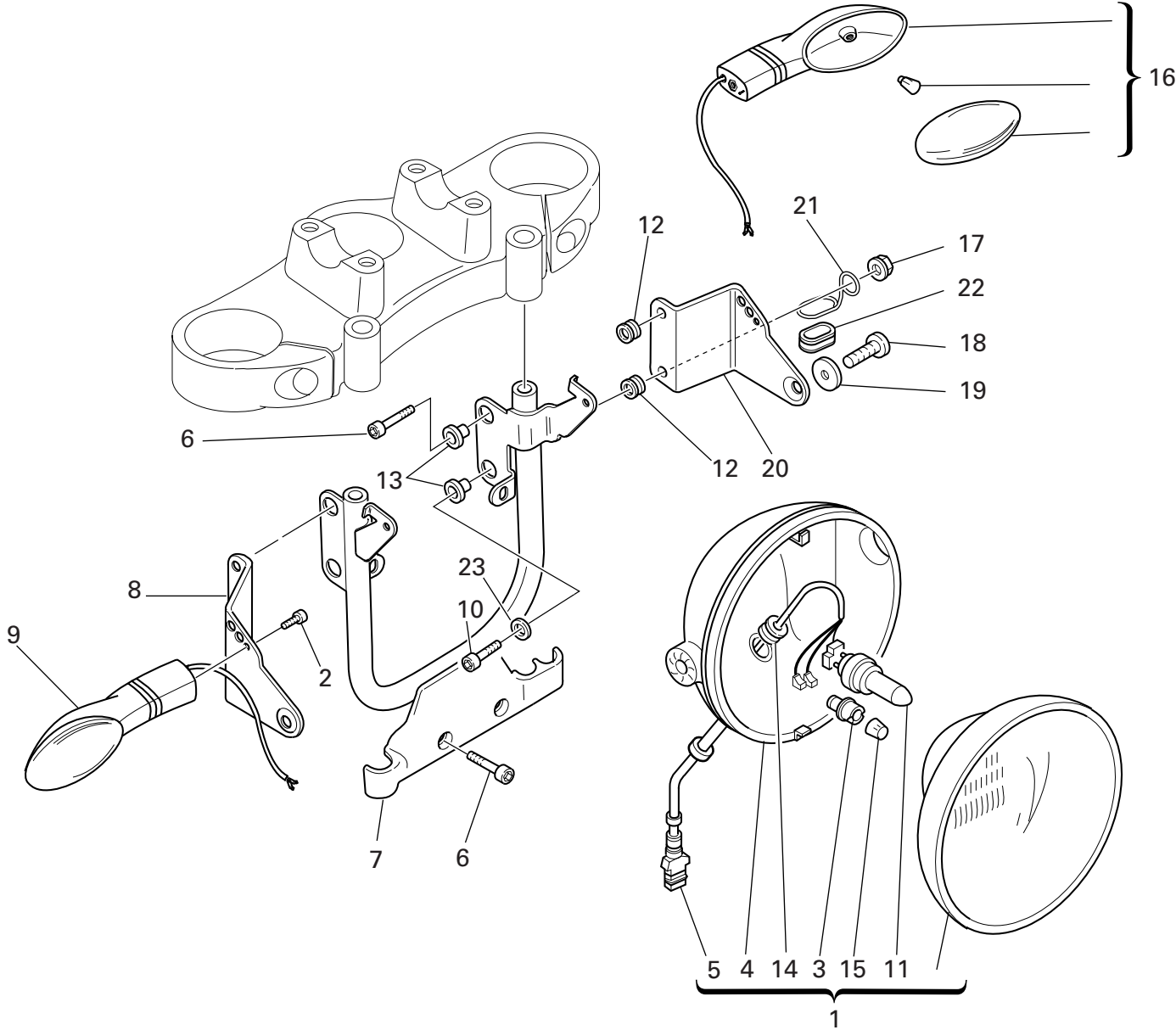
021

INSTRUMENT PANEL

NOTES NO.	CODE NO.	DESCRIPTION	VALIDITY	Q.TY
				
1	406.1.026.2C	Complete instrument panel (speedometer - miles)		1
2	779.1.214.1B	Special screw		2
3	775.1.003.1A	Screw		2
4	552.4.031.1A	Sensor		1
5	470.1.062.1A	Frame (METALLIC DARK GREY)		1
6	748.4.026.1B	Nut		4
7	700.1.038.1A	Vibration damper pad		4


NOTES NO.	CODE NO.	DESCRIPTION	VALIDITY	Q.TY
				

DRAWING 022 FRONT HEAD-LIGHT





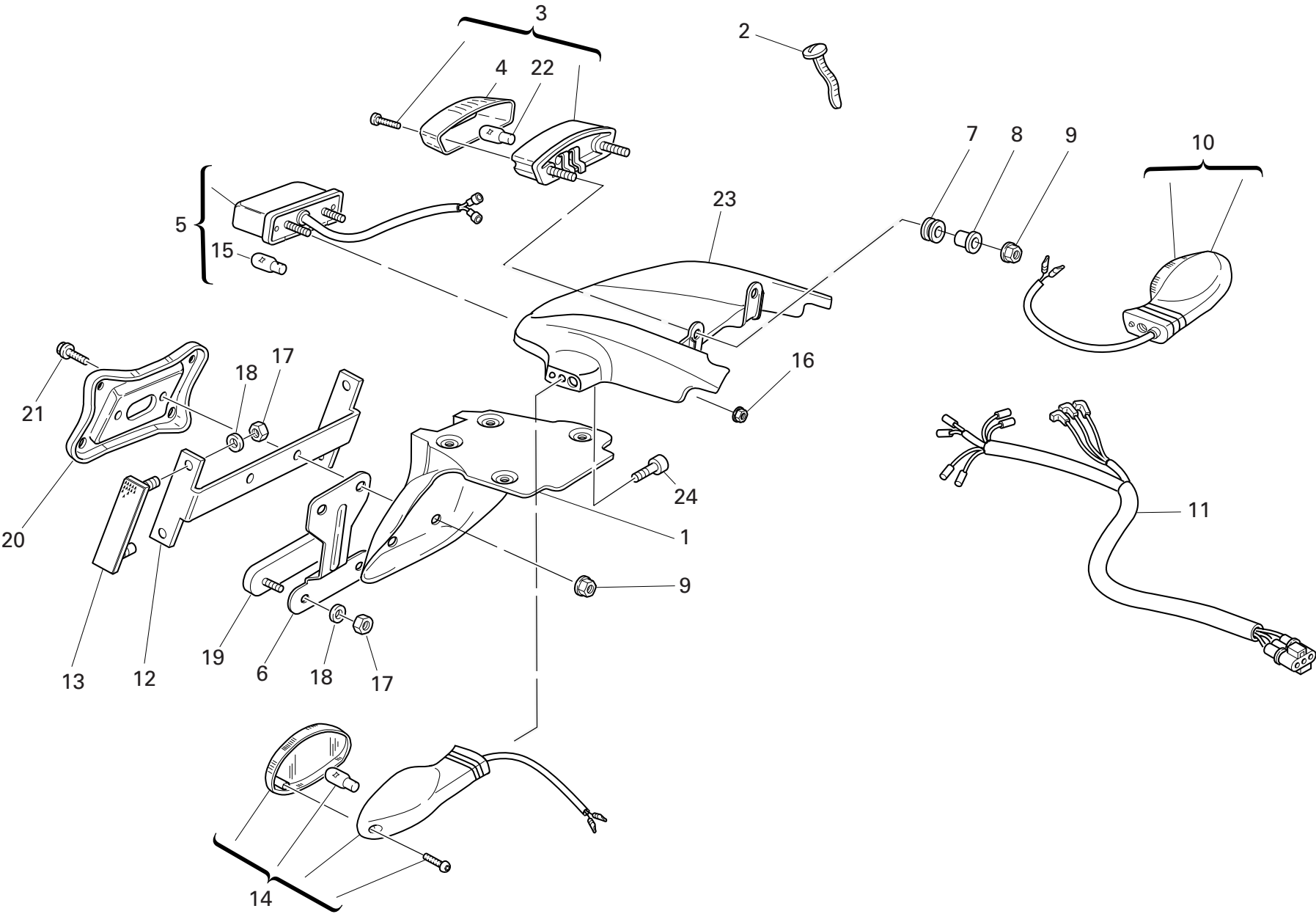
DRAWING 022 FRONT HEAD-LIGHT

NOTES NO.	CODE NO.	DESCRIPTION	VALIDITY	Q.TY
				
1	520.4.006.1C	Complete headlight		1
2	60N107335	Screw		2
3	521.4.005.1A	Lamp holder		1
4	723.1.003.1A	Cap		1
5	510.1.075.1A	Electric wiring		1
6	771.5.667.8B	Screw		3
7	829.1.099.1D	Headlight holder		1
8	830.1.194.1A	R.H. bracket		1
9	530.4.007.3A	Turn indicator		1
10	60N102510	Screw		1
11	0796.38.305	Bulb 55/60W		1
12	764.1.090.1A	Rubber pad		4
13	716.1.022.1A	Spacer		4
14	758.1.014.1A	Fairlead		1
15	0659.38.226	Bulb 4W		1
16	530.4.008.3A	Turn indicator		1
17	750.5.001.1A	Nut		4
18	779.5.056.1A	Screw		2
19	841.1.017.1A	Retainer		2
20	830.1.195.1A	L.H. bracket		1
21	881.1.035.1A	Ring		1
22	0797.41.090	Fairlead rubber ring		1
23	734306N01	Washer		1

NOTES NO.	CODE NO.	DESCRIPTION	VALIDITY	Q.TY
				

DRAWING 023

PLATE HOLDER - REAR LIGHT



DRAWING

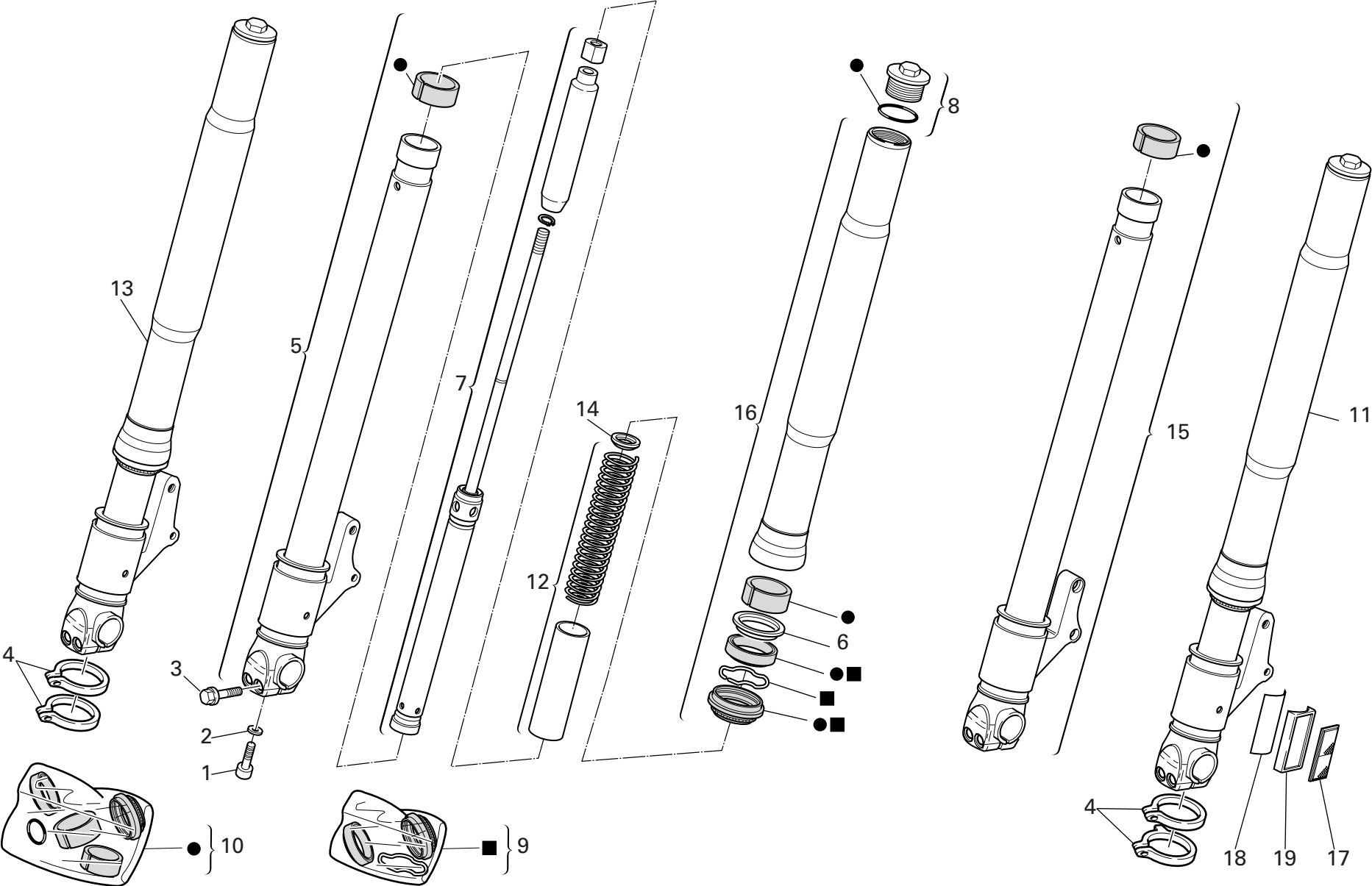
023

PLATE HOLDER - REAR LIGHT

NOTES NO.	CODE NO.	DESCRIPTION	VALIDITY	Q.TY
				
1	561.1.018.1A	Number plate holder		1
2	0691.91.030	Hose guide		1
3	525.4.007.3A	Tail lamp		1
4	526.4.003.1A	Cup		1
5	525.1.004.3A	Tail lamp		1
6	827.1.191.4A	Plate		1
7	764.1.084.1A	Vibration damper pad		2
8	713.1.332.1A	Spacer		2
9	729906FN1	Nut		4
10	530.4.010.3A	Turn indicator		1
11	510.1.076.1B	Electric wiring		1
12	829.1.136.1A	Holder		1
13	529.1.006.1A	Reflector		2
14	530.4.009.3A	Turn indicator		1
15	0000.36230	Bulb		1
16	748.4.100.1AB	Nut		2
17	749.5.001.1A	Nut		6
18	852.5.001.1A	Washer		6
19	529.1.009.1A	Reflector		1
20	561.1.019.1A	Plate		1
21	0000.62729	Screw		2
22	390.4.003.1A	Two-light bulb 12V 5/21W		1
23	565.1.026.2A	Protection		1
24	771.5.065.8B	Screw		2

NOTES NO.	CODE NO.	DESCRIPTION	VALIDITY	Q.TY
				

DRAWING 024 FRONT FORK



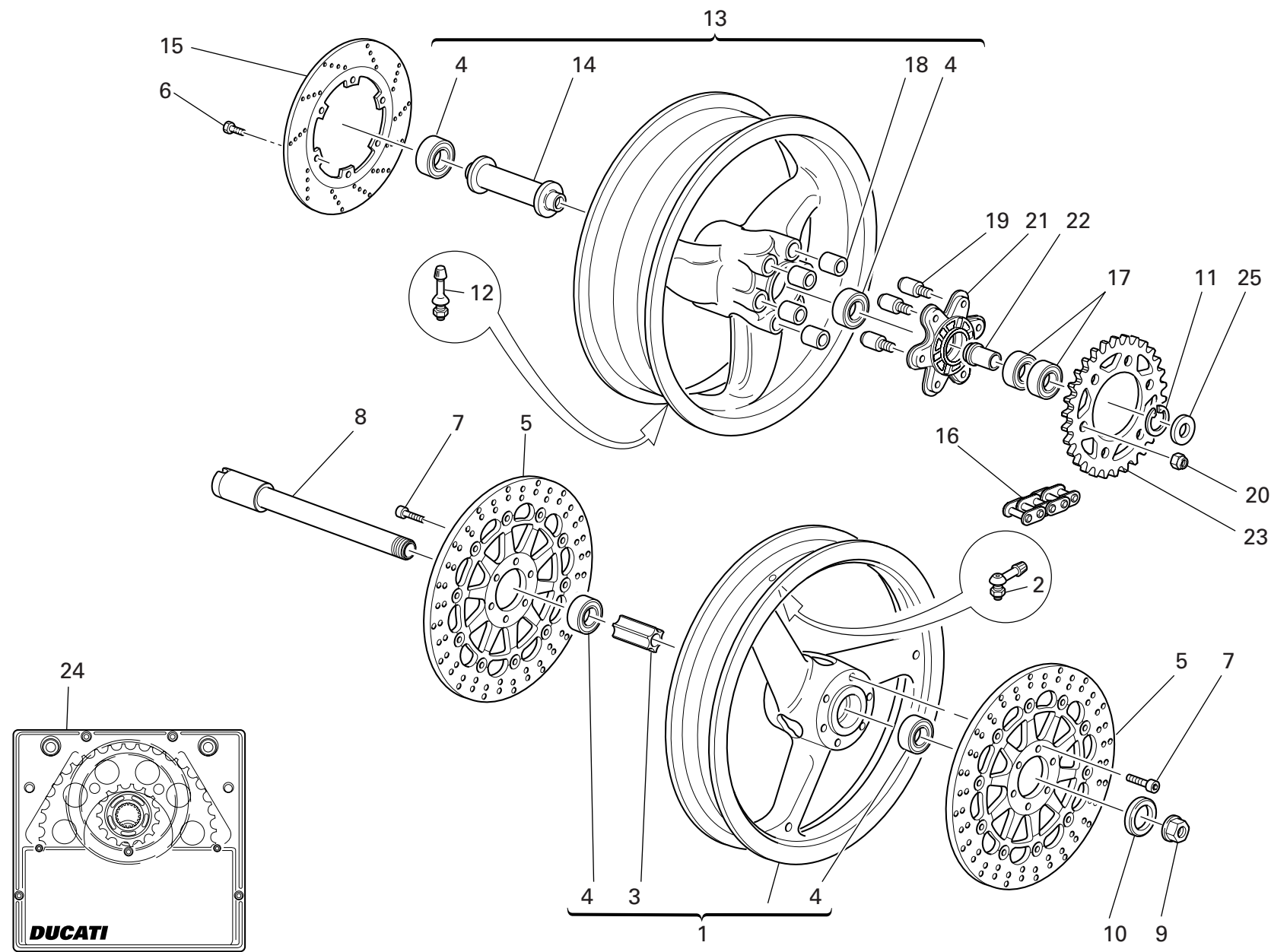
DRAWING 024 FRONT FORK

NOTES NO.	CODE NO.	DESCRIPTION	VALIDITY	Q.TY
1	71502.2594	Screw		2
2	349.1.143.1A	Washer		2
3	8A00.69056	Screw		4
4	8000.70127	Hose guide		4
5	350.1.015.1A	Complete R.H. slider		1
6	349.1.152.1A	Retainer		2
7	348.2.012.1A	Complete pumping element		2
8	349.2.019.1A	Complete cap		2
9	349.2.026.1A	Seat kit		2
10	349.2.025.1A	Overhaul kit		2
11	345.2.010.1A	L.H. fork leg assembly		1
12	347.2.004.1A	Spring kit		2
13	344.2.010.1A	R.H. fork leg assembly		1
14	349.1.149.1A	Check ring		2
15	350.1.014.1A	Complete L.H. slider		1
16	349.1.157.1A	Stanchion tube		2
17	529.1.001.1A	Reflector		2
18	926.1.001.1A	Biadhesive strip		2
19	0374.37.190	Holder		2


NOTES NO.	CODE NO.	DESCRIPTION	VALIDITY	Q.TY
-----------	----------	-------------	----------	------

DRAWING 025

FRONT AND REAR WHEELS

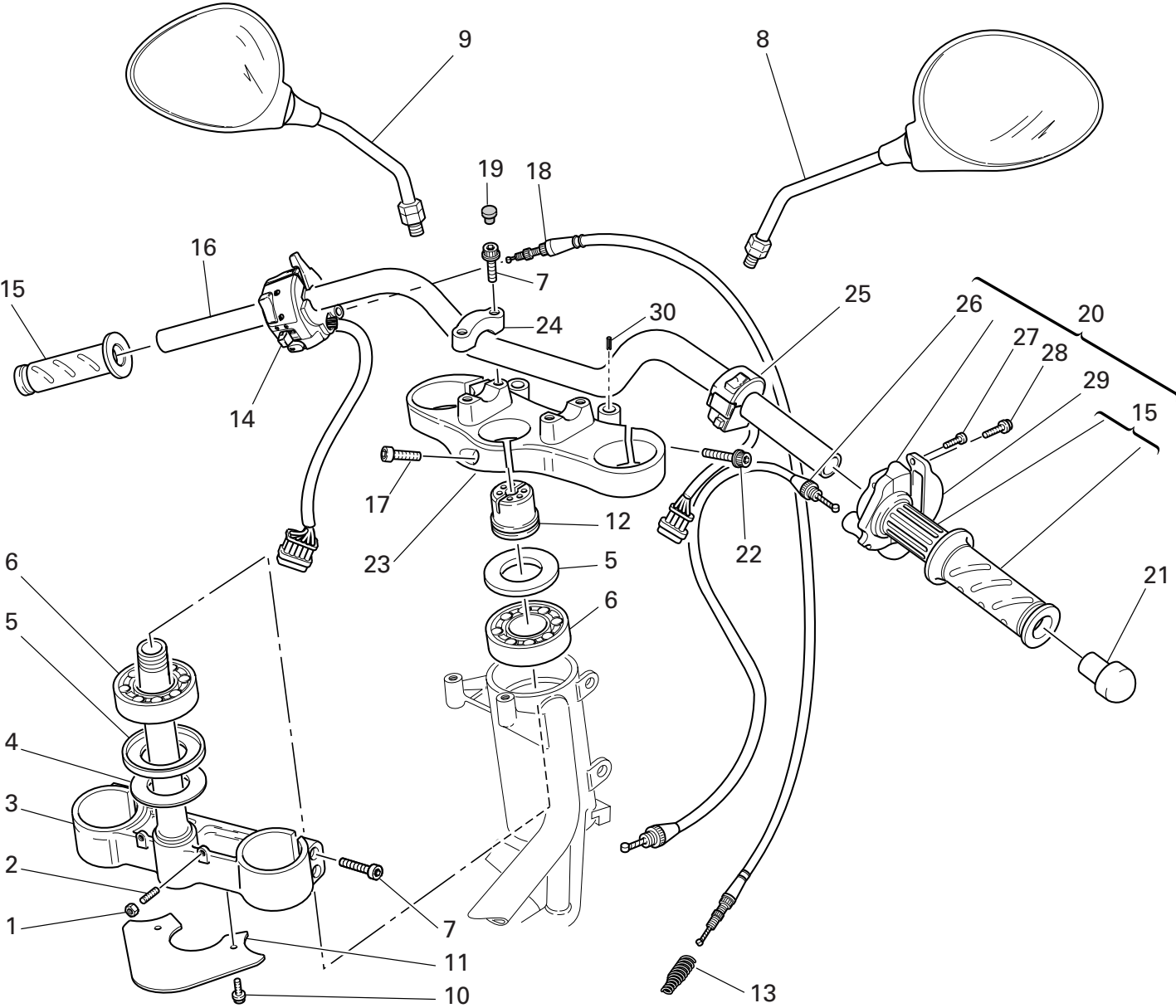


DRAWING 025 FRONT AND REAR WHEELS

NOTES NO.	CODE NO.	DESCRIPTION	VALIDITY	Q.TY
				
1	501.2.080.1AB	Front wheel rim (BLACK)		1
2	497.2.001.2A	Valve		1
3	714.1.028.1A	Inner spacer		1
4	702.5.045.1A	Bearing		4
5	492.4.024.1A	Brake disc		2
6	779.1.311.1A	Screw		6
7	779.1.399.1A	Screw		12
8	819.1.017.1B	Front wheel spindle		1
9	748.1.014.1C	Fork nut		1
10	0000.64471	Seal ring		1
11	884.5.008.1A	Circlip		1
12	0803.77.010	Valve		1
13	502.2.110.1AB	Rear wheel rim (BLACK)		1
14	714.1.046.1A	Inner spacer		1
15	492.4.003.2A	Brake disc		1
16	676.4.032.2A	Chain (106 Links)		1
17	702.5.050.1A	Bearing		2
18	700.1.005.1A	Vibration damper		6
19	821.1.039.1B	Pin		6
20	748.4.024.1A	Nut		6
21	160.1.049.1B	Rear sprocket flange		1
22	710.1.041.1C	Bush		1
23	494.1.101.1A	Ring gear z=48		1
24	676.2.057.1A	Final drive kit		1
25	713.1.097.1C	Spacer		1

NOTES NO.	CODE NO.	DESCRIPTION	VALIDITY	Q.TY
				


DRAWING 026 HANDLEBAR AND CONTROLS



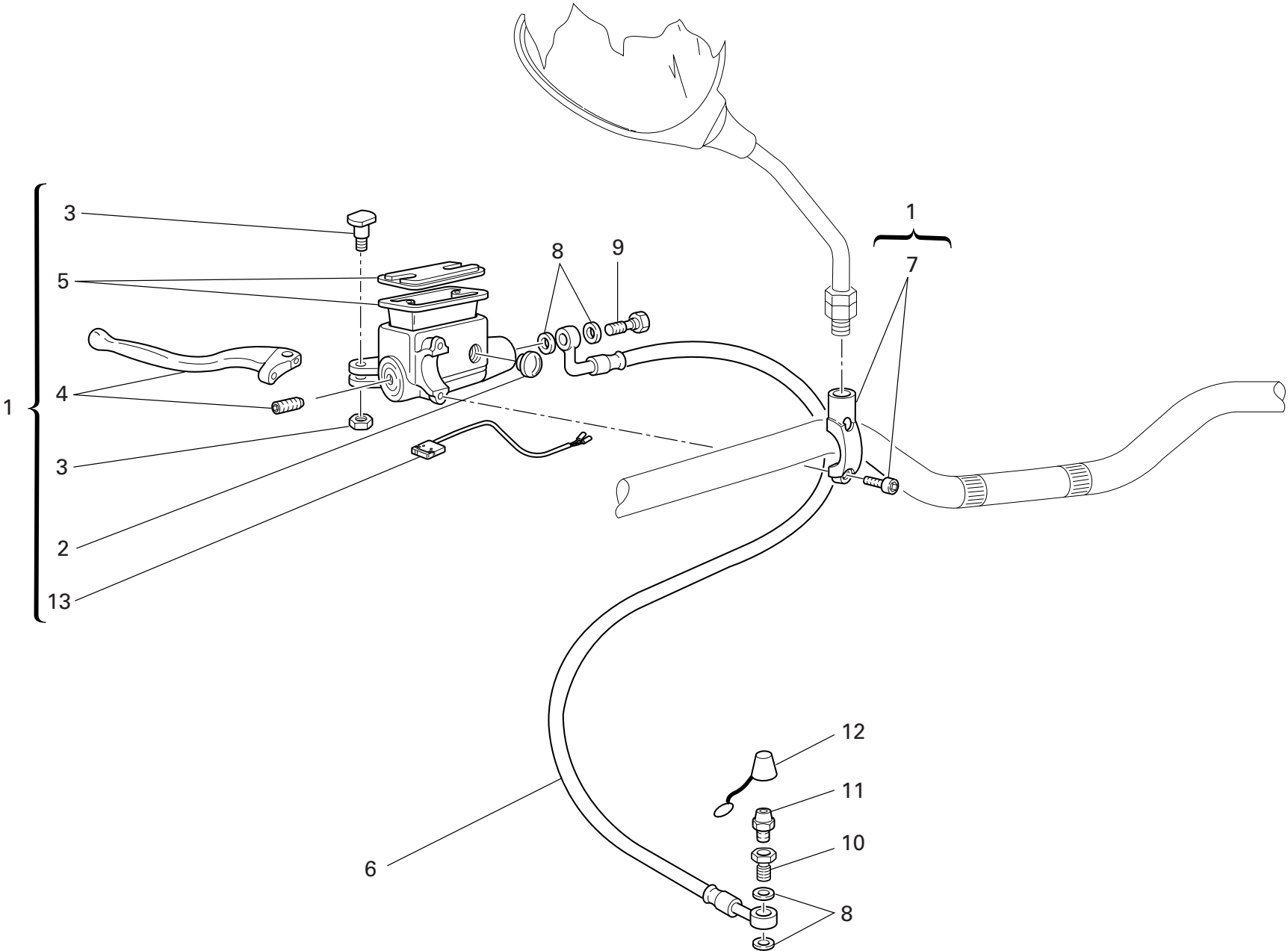


DRAWING 026 HANDLEBAR AND CONTROLS


NOTES NO.	CODE NO.	DESCRIPTION	VALIDITY	Q.TY 
1	747.5.007.1A	Nut		2
2	779.1.099.1B	Special screw		2
3	342.2.015.1C	Steering head base		1
4	852.1.103.1A	Washer		1
5	930.1.004.1A	Seal ring		2
6	702.4.004.1A	Bearing		2
7	771.5.727.8B	Screw		4
8	523.4.014.1A	R.H. rear-view mirror		1
9	523.4.015.1A	L.H. rear-view mirror		1
10	772.1.047.1A	Screw		2
11	460.1.076.2A	Mudflap		1
12	703.1.013.1A	Ring nut		1
13	799.1.058.1A	Starter control transmission return spring		1
14	651.4.011.1A	L.H. switch		1
15	8000.78345	Grips pair		1
16	360.1.035.1A	Handlebar		1
17	70700.8N01	Screw		1
18	657.1.015.1A	Flexible cable		1
19	0659.37.040	Cap		4
20	654.2.003.1A	Throttle control		1
21	872.1.028.1A	Cap		2
22	771.5.725.8B	Screw		2
23	341.1.030.1C	Steering head		1
24	360.1.033.1B	Bracket		2
25	650.4.008.1B	R.H. switch		1
26	656.1.036.2A	Throttle control transmission		1

NOTES NO.	CODE NO.	DESCRIPTION	VALIDITY	Q.TY 
27	8000.66774	Screw		2
28	772.5.023.1A	Screw		2
29	658.4.002.1B	Cover		1
30	861.5.003.1A	Spring pin		2

DRAWING 027 CLUTCH CONTROL

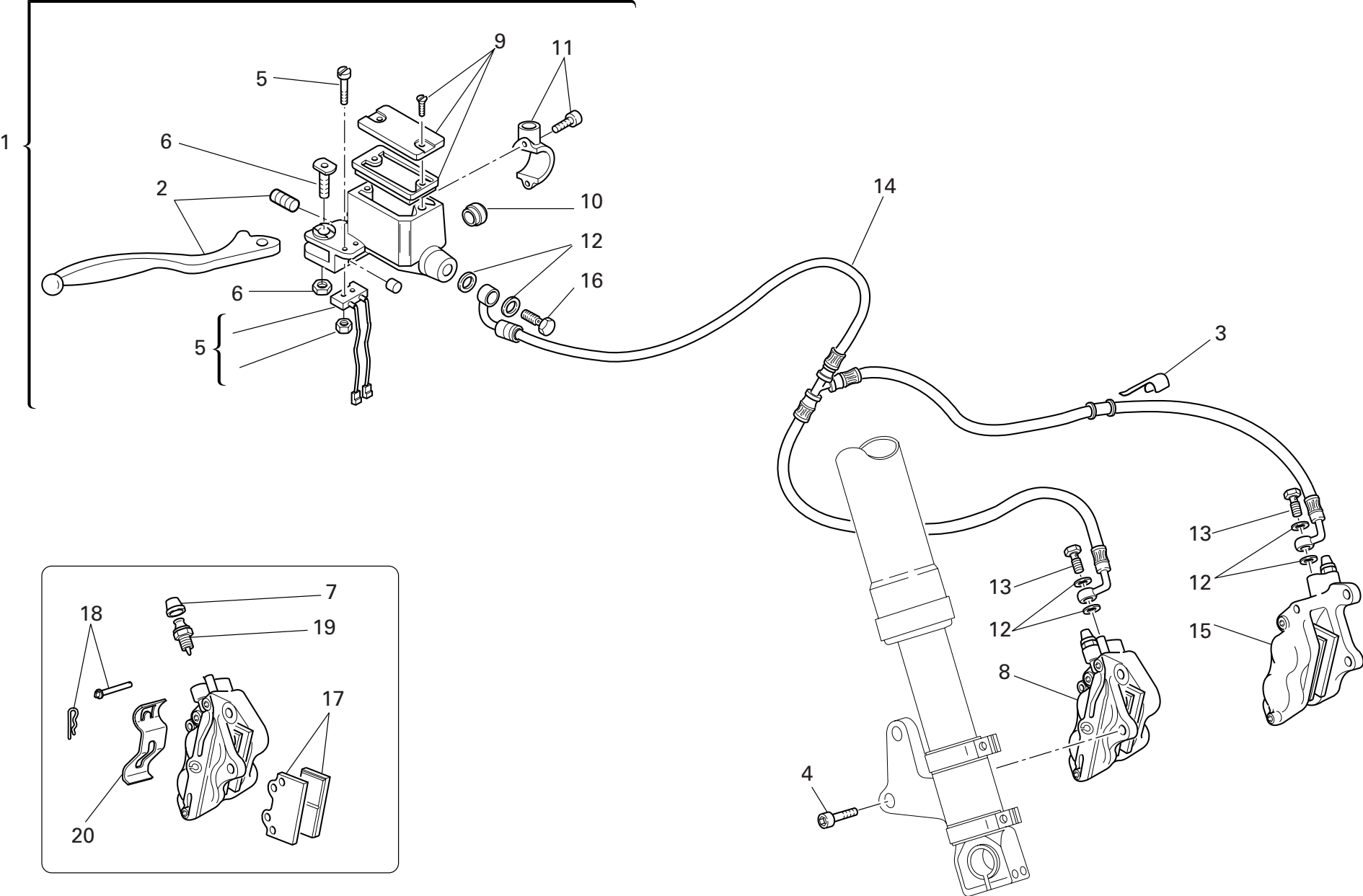


DRAWING 027 CLUTCH CONTROL

NOTES NO.	CODE NO.	DESCRIPTION	VALIDITY	Q.TY	
1	630.4.025.1A	Clutch drive pump		1	
2	0000.49654	Spare inspection window		1	
3	0000.46664	Spare lever pin		1	
4	626.1.003.1D	Lever with dowel		1	
5	0000.46665	Spare cap		1	
6	632.1.009.2L	Clutch control pipe (METAL PLAITED)		1	
7	626.4.029.1A	Spare bracket		1	
8	852.5.024.1A	Gasket th.1		4	
9	779.1.366.1AB	Special screw		1	
10	779.1.082.2A	Filler		1	
11	0000.33552	Bleed		1	
12	612.4.005.1A	Dust seal		1	
13	539.4.034.1A	Microswitch		1	

NOTES NO.	CODE NO.	DESCRIPTION	VALIDITY	Q.TY	
-----------	----------	-------------	----------	------	---

DRAWING 028 FRONT BRAKE



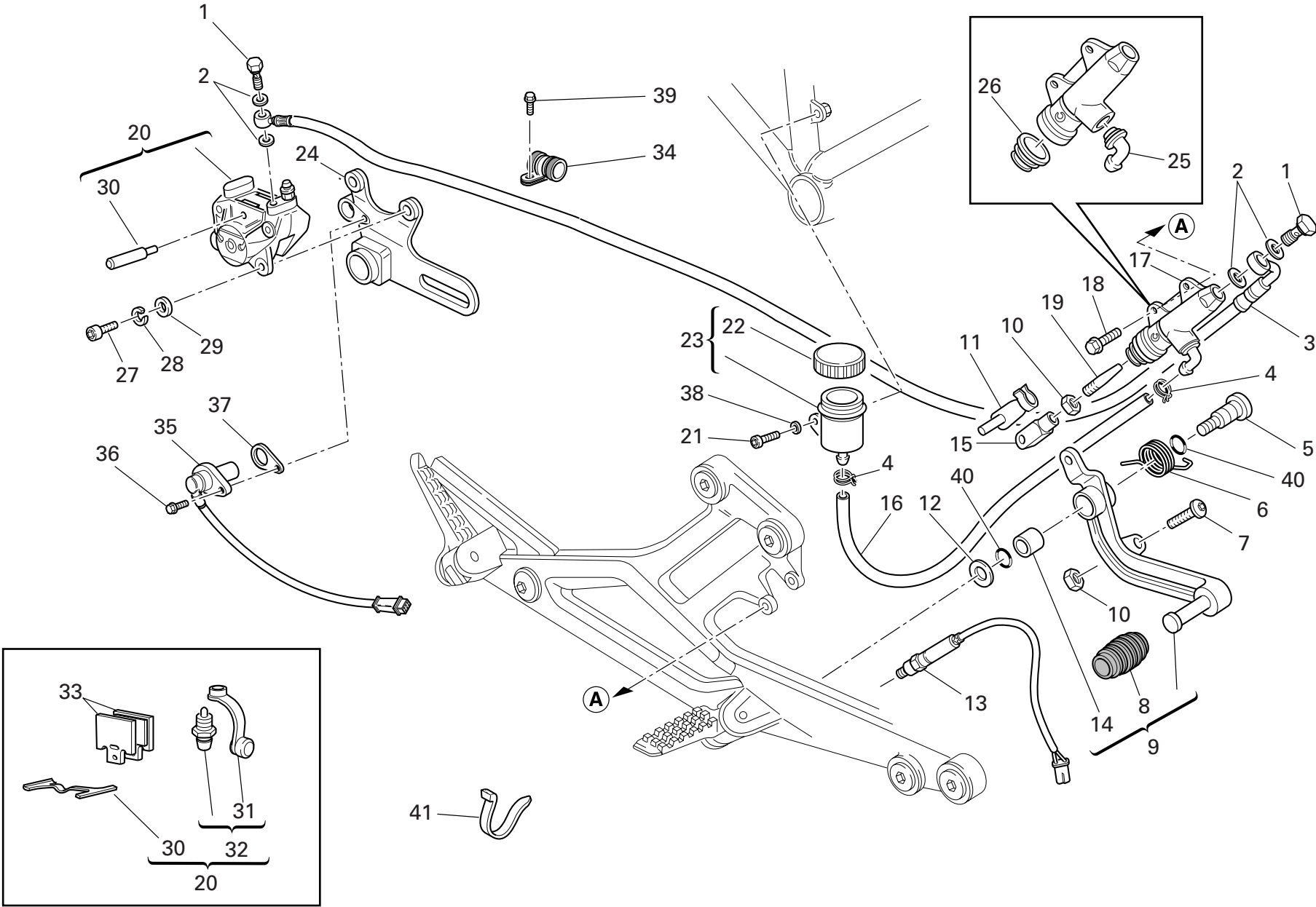
DRAWING 028 FRONT BRAKE

NOTES NO.	CODE NO.	DESCRIPTION	VALIDITY	Q.TY
				
1	624.4.025.1A	Front brake pump		1
2	626.1.002.1A	Lever with dowel		1
3	829.1.141.1B	Fairlead		2
4	771.5.431.8B	Screw		4
5	539.4.004.1B	Microswitch		1
6	0000.46664	Spare lever pin		1
7	612.4.008.1A	Dust seal		2
8	610.4.066.1A	R.H. brake caliper		1
9	893.4.009.1A	Spare cap		1
10	626.4.003.1A	Spare inspection window		1
11	626.4.023.1A	Spare bracket		1
12	852.5.024.1A	Gasket th.1		6
13	779.1.366.1AB	Special screw		2
14	618.4.066.1A	Caliper pump pipe (METAL PLAITED)		1
15	610.4.065.1A	L.H. brake caliper		1
16	779.1.415.1A	Special screw		1
17	613.4.020.1A	Pads pair		2
18	612.4.014.1A	Spare pins and spring		2
19	631.4.004.1A	Spare bleed union		2
20	612.4.017.1A	Spring		2

NOTES NO.	CODE NO.	DESCRIPTION	VALIDITY	Q.TY
				

DRAWING 029

REAR BRAKE




DRAWING

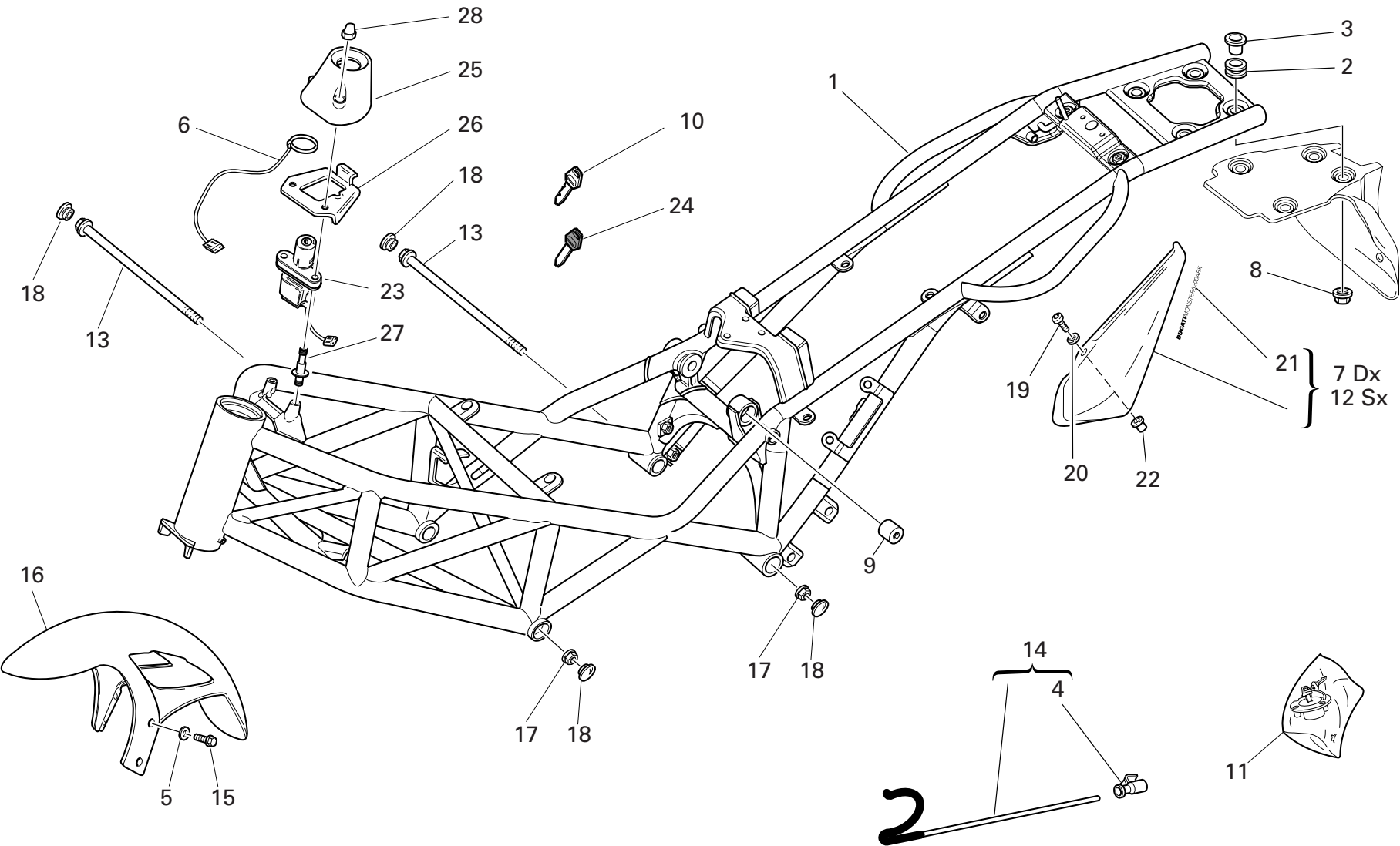
029

REAR BRAKE

NOTES NO.	CODE NO.	DESCRIPTION	VALIDITY	Q.TY	
1	779.1.366.1AB	Special screw		2	
2	852.5.024.1A	Gasket th.1		4	
3	619.4.018.1A	Rear brake line		1	
4	741.4.043.1A	Hose guide		2	
5	80A0.53548	Pin		1	
6	799.1.044.1A	Spring		1	
7	779.1.054.1AA	Special screw		1	
8	765.1.001.1A	Rubber pad		1	
9	457.2.007.1A	Brake control lever		1	
10	417.9.030.6A	Nut		2	
11	850.1.005.1A	Spring		1	
12	0000.59485	Washer		1	
13	539.4.003.1B	Switch		1	
14	712.1.034.1A	Bush		1	
15	184.1.001.1A	Fork		1	
16	877.1.039.1A	Tube		1	
17	625.4.005.1AB	Rear brake pump		1	
18	772.5.023.1A	Screw		2	
19	8000.62586	Adjuster rod		1	
20	611.4.002.4A	Rear brake caliper		1	
21	707006N02	Screw		1	
22	893.4.005.1A	Cap		1	
23	585.4.001.1A	Complete oil tank		1	
24	825.1.030.1A	Caliper holder plate		1	
25	631.4.008.1A	Spare union		1	
26	626.4.013.1A	Dust cover		1	

NOTES NO.	CODE NO.	DESCRIPTION	VALIDITY	Q.TY	
27	771.5.125.2C	Screw		2	
28	734008N01	Spring washer		2	
29	0670.80.010	Washer		2	
30	612.4.013.1B	Spare pins and spring		1	
31	612.4.008.1A	Dust seal		1	
32	0000.39727	Spare bleed union		1	
33	613.4.031.1A	Pads pair		1	
34	741.4.062.1A	Clip		1	
35	552.4.037.1A	Sensor		1	
36	771.5.665.2B	Screw		1	
37	713.1.192.1A	Spacer		1	
38	734406N01	Washer		1	
39	8A00.67997	Screw		1	
40	0000.01199	O-ring		2	
41	0691.91.030	Hose guide		1	

DRAWING 030 FRAME






DRAWING

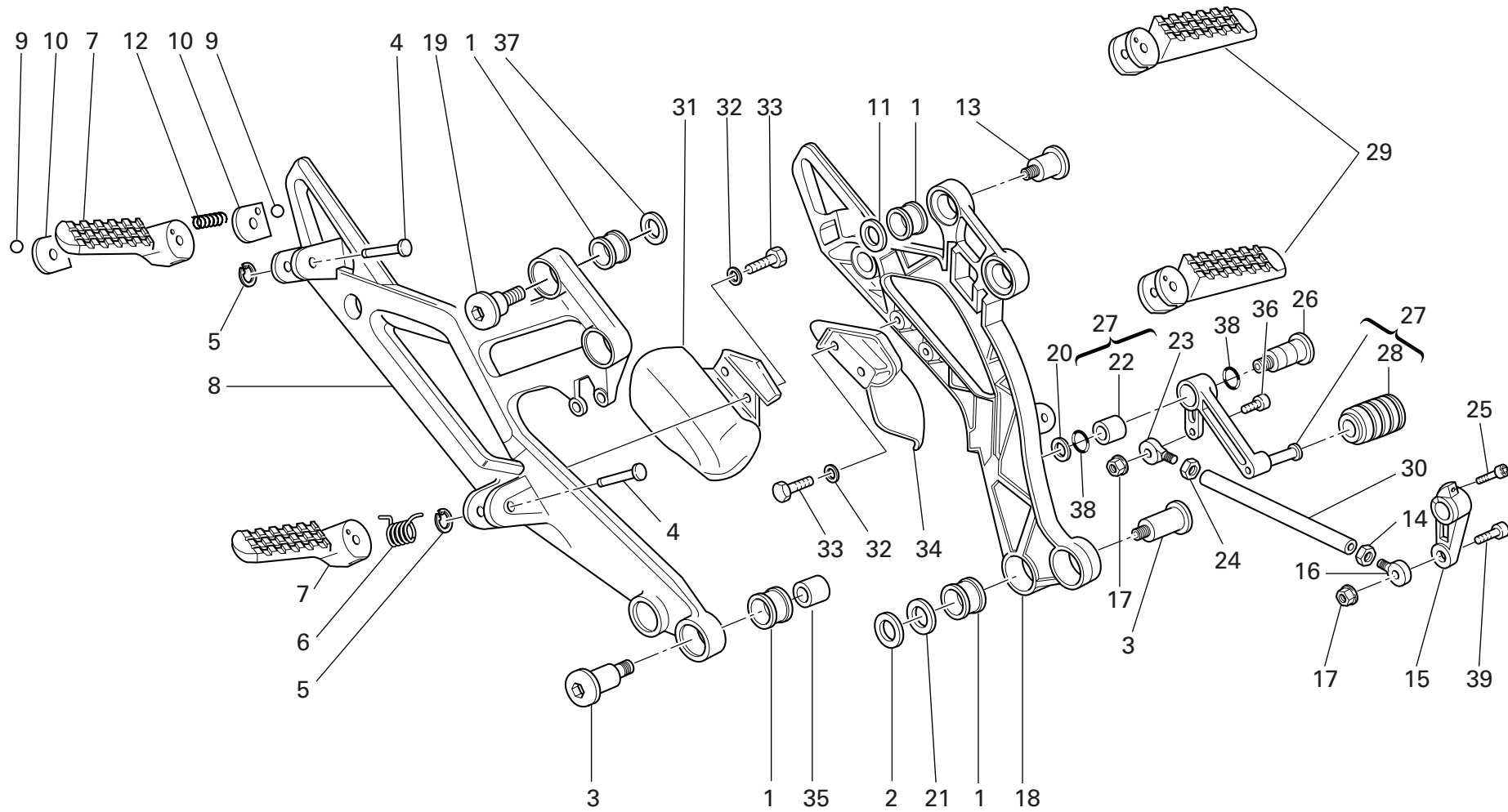
030

FRAME


NOTES NO.	CODE NO.	DESCRIPTION	VALIDITY	Q.TY
				
1	470.1.056.3AB	Frame (BLACK)		1
2	764.1.029.1A	Rubber pad		4
3	713.1.332.1A	Spacer		4
4	764.1.015.1B	Rubber pad		1
5	856.1.042.1A	Nylon washer		4
6	518.4.004.1B	Antenna		1
7	482.1.083.1B	R.H. body panel		1
8	729906FN1	Nut		4
9	750.1.060.1A	Nut		1
10	598.4.018.1A	Wrench without Transponder		2
11	598.2.030.1A	Locks kit		1
12	482.1.080.1B	L.H. body panel		1
13	779.1.213.1A	Screw		2
14	117.2.049.1A	Rod		1
15	772.1.063.1A	Screw		4
16	564.1.029.1BF	Front mudguard (BLACK)		1
17	748.4.002.1A	Nut		2
18	872.1.026.1A	Cap		4
19	775.1.002.1A	Screw		4
20	0000.63161	Washer		4
21	436.1.122.1B	Sticker "DUCATI MONSTER 620 DARK"		2
22	850.4.082.1A	Insert		4
23	652.4.006.1A	Key-operated switch		1
24	598.4.016.1A	Wrench with Transponder		1
25	246.1.060.2A	Cover		1
26	827.1.211.1A	Plate		1


NOTES NO.	CODE NO.	DESCRIPTION	VALIDITY	Q.TY
				
27	779.1.221.1A	Special screw		2
28	749.4.002.1A	Nut		2

DRAWING 031 GEARCHANGE LEVER - FOOT REST

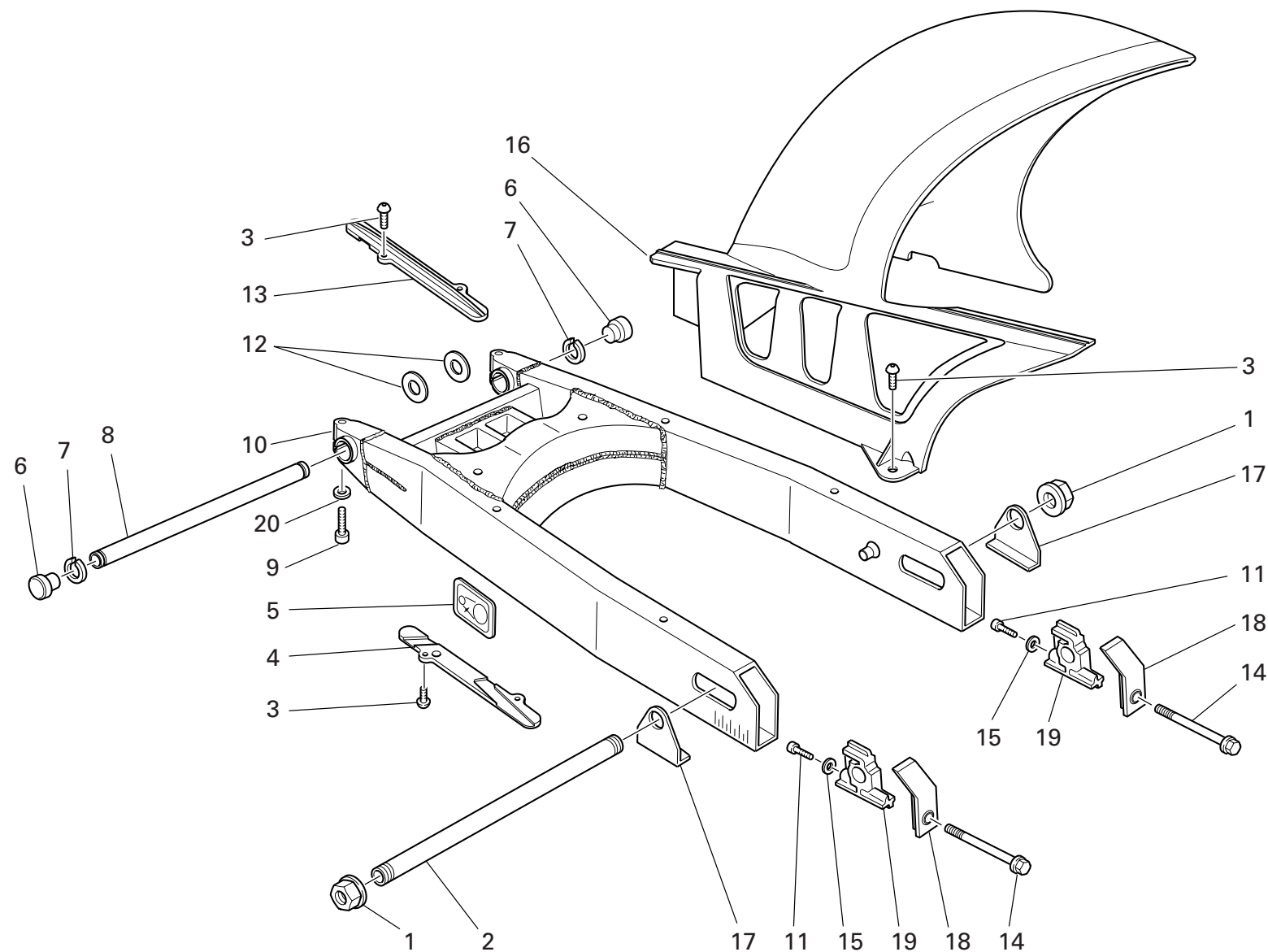


DRAWING 031 GEARCHANGE LEVER - FOOT REST

NOTES NO.	CODE NO.	DESCRIPTION	VALIDITY	Q.TY	
1	700.1.049.1A	Vibration damper		8	
2	852.1.065.1A	Washer		2	
3	779.1.206.1AB	Special screw		4	
4	821.1.090.1A	Pin		4	
5	0170.91.730	Ring		4	
6	8000.60700	Spring		2	
7	8000.62562	R.H. foot-rest		2	
8	824.1.024.1AB	R.H. foot peg holder plate		1	
9	847.4.002.1A	Ball		4	
10	827.1.161.1A	Plate		4	
11	852.1.099.1A	Washer		2	
12	799.1.252.1A	Spring		2	
13	779.1.204.1B	Screw		2	
14	417.9.030.6A	Nut		1	
15	0370.69.020	Gearchange control lever		1	
16	848.5.002.1A	Ball joint		1	
17	763106N01	El-stop nut		2	
18	824.1.023.1AB	L.H. foot peg holder plate		1	
19	779.1.212.1B	Screw		2	
20	0000.59485	Washer		1	
21	716.1.056.1A	Spacer		1	
22	712.1.034.1A	Bush		1	
23	848.5.001.1A	Ball joint		1	
24	747.5.001.1A	L.H. nut		1	
25	779.5.011.1A	Screw		1	
26	80A0.53548	Pin		1	

NOTES NO.	CODE NO.	DESCRIPTION	VALIDITY	Q.TY	
27	456.2.009.1A	Gearchange lever		1	
28	765.1.001.1A	Rubber pad		1	
29	8000.62563	L.H. foot-rest		2	
30	117.1.028.1A	Gearbox transmission rod		1	
31	460.1.038.2B	R.H. protection		1	
32	0670.72.010	Washer		4	
33	60N101077	Screw		4	
34	460.1.039.2B	L.H. protection		1	
35	852.1.117.1A	Washer		2	
36	779.5.001.1A	Screw		1	
37	852.1.116.1A	Washer		2	
38	0000.01199	O-ring		2	
39	771.5.667.8B	Screw		1	

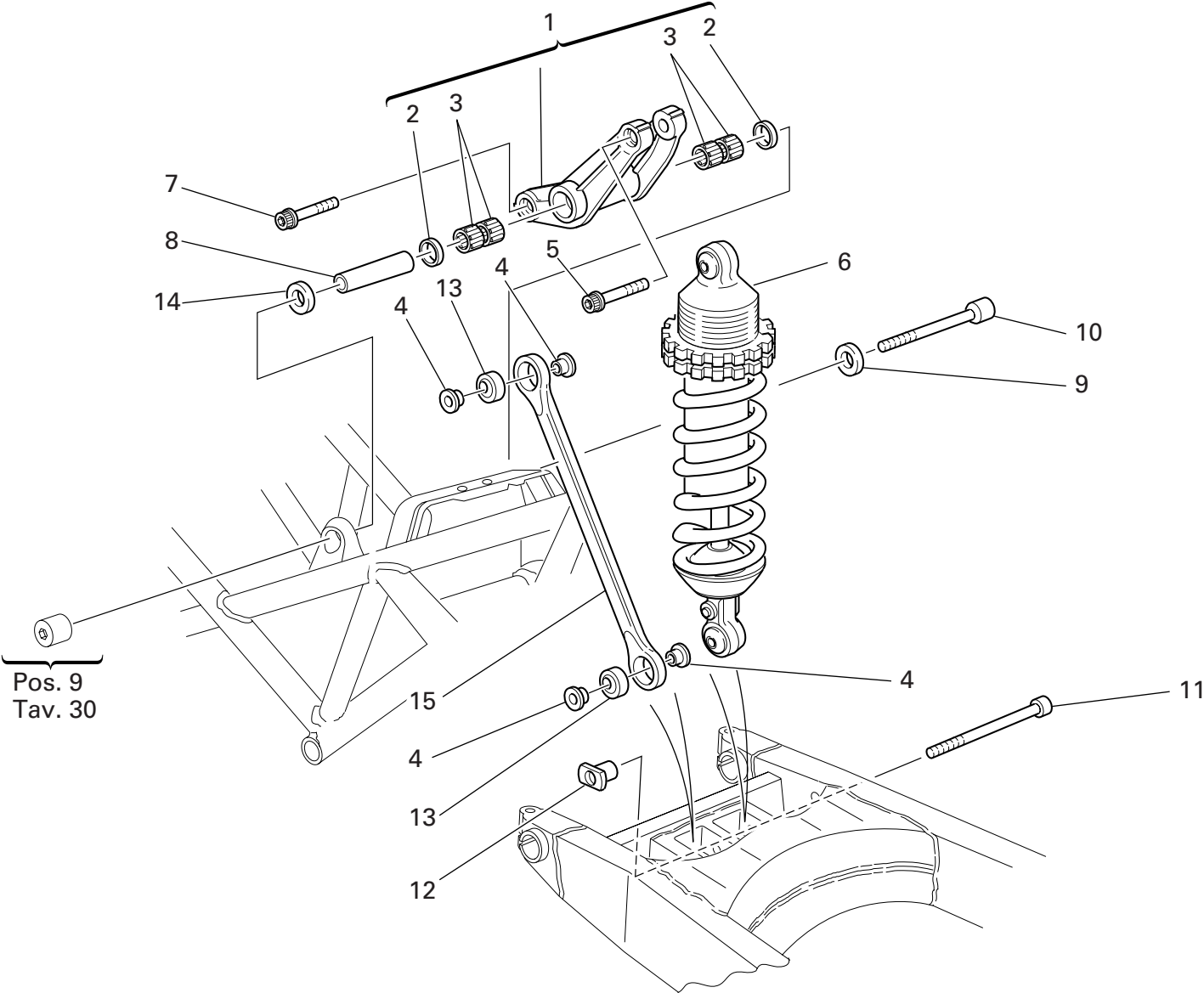
DRAWING 032 SWINGARM AND CHAIN



DRAWING 032 SWINGARM AND CHAIN

NOTES NO.	CODE NO.	DESCRIPTION	VALIDITY	Q.TY
				
1	748.1.023.1B	Nut		2
2	819.1.030.1A	Rear wheel spindle		1
3	779.1.119.1B	Special screw		8
4	447.1.038.1A	Lower chain sliding shoe		1
5	433.1.290.1A	Chain adjustment sticker		1
6	872.1.019.1A	Cap		2
7	884.4.007.1A	Snap ring		2
8	369.1.004.1A	Swingarm pivot		1
9	60N102584	Screw		2
10	370.1.021.2C	Swingarm		1
11	771.5.004.8B	Screw		2
12	852.1.001.1A	Shim th. 1.8		2
12	852.1.002.1A	Shim th. 0.2		2
12	852.1.003.1A	Shim th. 0.1		1
13	447.1.037.1A	Upper chain sliding shoer		1
14	779.1.037.1B	Screw		2
15	852.1.079.1B	Washer		2
16	565.1.030.1A	Rear mudguard		1
17	373.1.029.1C	Plate		2
18	373.1.023.1B	Cover		2
19	373.1.028.1B	Sliding shoe		2
20	0670.92.190	Shim th. 2		2


NOTES NO.	CODE NO.	DESCRIPTION	VALIDITY	Q.TY
				



DRAWING

033

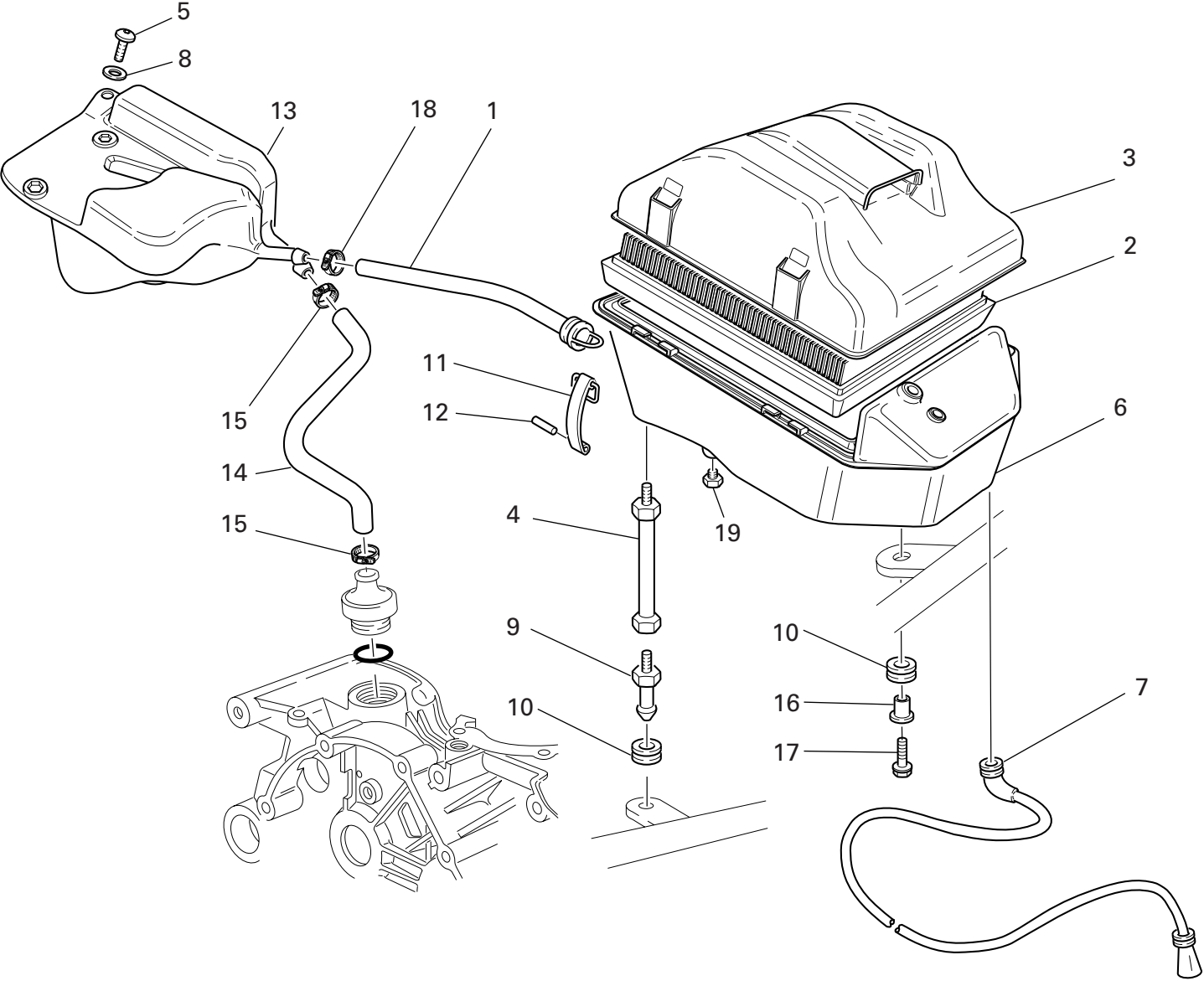
REAR SUSPENSION

NOTES NO.	CODE NO.	DESCRIPTION	VALIDITY	Q.TY	
1	372.2.008.3A	Rocker assembly		1	
2	93781.1824	Seal ring		2	
3	701.4.006.1A	Needle bearing		4	
4	710.1.025.1A	Bush		4	
5	771.5.938.2B	Screw		1	
6	365.2.045.1A	Shock absorber		1	
7	771.5.937.2B	Screw		1	
8	715.1.004.1A	Spacer		1	
9	710.1.085.1A	Spacer		1	
10	771.1.015.1A	Screw		1	
11	771.1.016.1A	Screw		1	
12	710.1.046.1A	Bush		1	
13	848.4.011.1A	Ball joint		2	
14	710.1.088.1A	Spacer		1	
15	875.1.063.1A	Tie rod		1	

NOTES NO.	CODE NO.	DESCRIPTION	VALIDITY	Q.TY	
-----------	----------	-------------	----------	------	---

DRAWING 034

AIR INDUCTIO AND OIL VENT






DRAWING

034

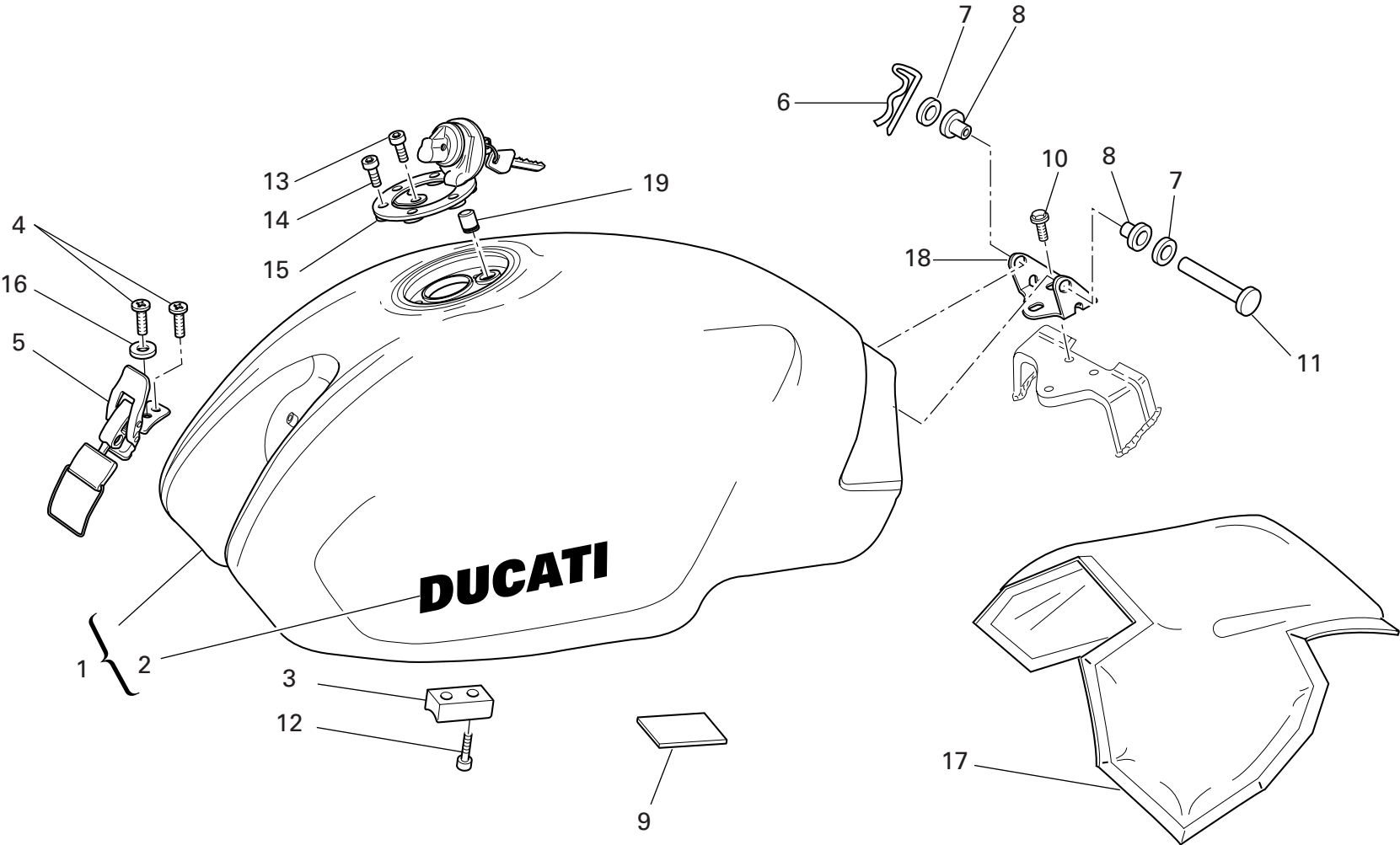
AIR INDUCTIO AND OIL VENT

NOTES NO.	CODE NO.	DESCRIPTION	VALIDITY	Q.TY
				
1	876.1.082.1A	Filter/fuel tank outlet pipe		1
2	426.1.010.1A	Filter element		1
3	246.2.011.1B	Filter case cover		1
4	684.1.026.1A	Stud bolt		2
5	60N102510	Screw		1
6	442.2.068.3A	Air filter box		1
7	877.2.002.1A	Tube		1
8	0670.72.010	Washer		1
9	821.1.075.1A	Pin		2
10	764.1.090.1A	Rubber pad		3
11	760.1.003.1B	Hook		4
12	74223.1045	Spring pin		4
13	585.1.031.1A	Oil breather tank		1
14	876.1.066.1A	Breather pipe		1
15	741.4.002.1A	Hose guide		2
16	716.1.022.1A	Spacer		1
17	772.5.023.1A	Screw		1
18	741.4.024.1A	Hose guide		1
19	780.4.006.1A	Cap		1

NOTES NO.	CODE NO.	DESCRIPTION	VALIDITY	Q.TY
				

DRAWING 035

FUEL TANK



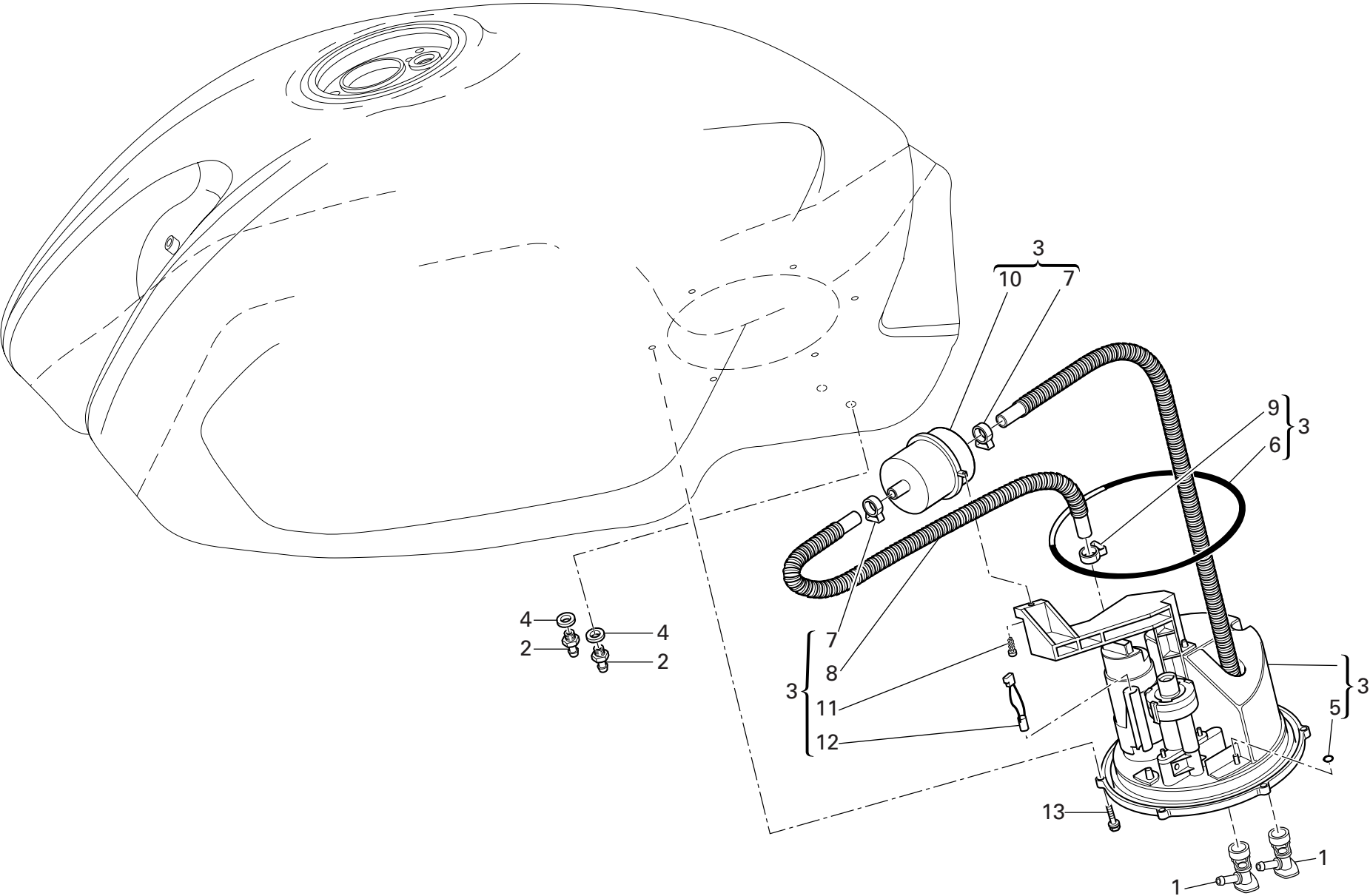
DRAWING

035


FUEL TANK

NOTES NO.	CODE NO.	DESCRIPTION	VALIDITY	Q.TY
1	586.1.044.1BF	Fuel tank (BLACK)		1
2	435.1.032.1AA	Sticker "DUCATI" (BLACK DARK)		2
3	866.1.040.1A	Pad		2
4	777.5.019.7E	Screw		2
5	760.4.006.1B	Hook		1
6	8000.62705	Split pin		1
7	80C0.05893	Shim		2
8	712.1.013.2A	Bush		2
9	433.1.279.1A	Plate		1
10	707006N02	Screw		3
11	821.1.028.2B	Pin		1
12	779.5.004.1A	Screw		4
13	771.5.040.2B	Screw		1
14	771.5.045.7E	Screw		3
15	895.4.001.2A	Tank cap		1
16	852.1.176.1A	Washer		1
17	486.1.056.1A	Panel (BLACK)		1
18	830.1.207.1A	Bracket		1
19	791.1.039.1A	Gasket		1

NOTES NO.	CODE NO.	DESCRIPTION	VALIDITY	Q.TY
-----------	----------	-------------	----------	------

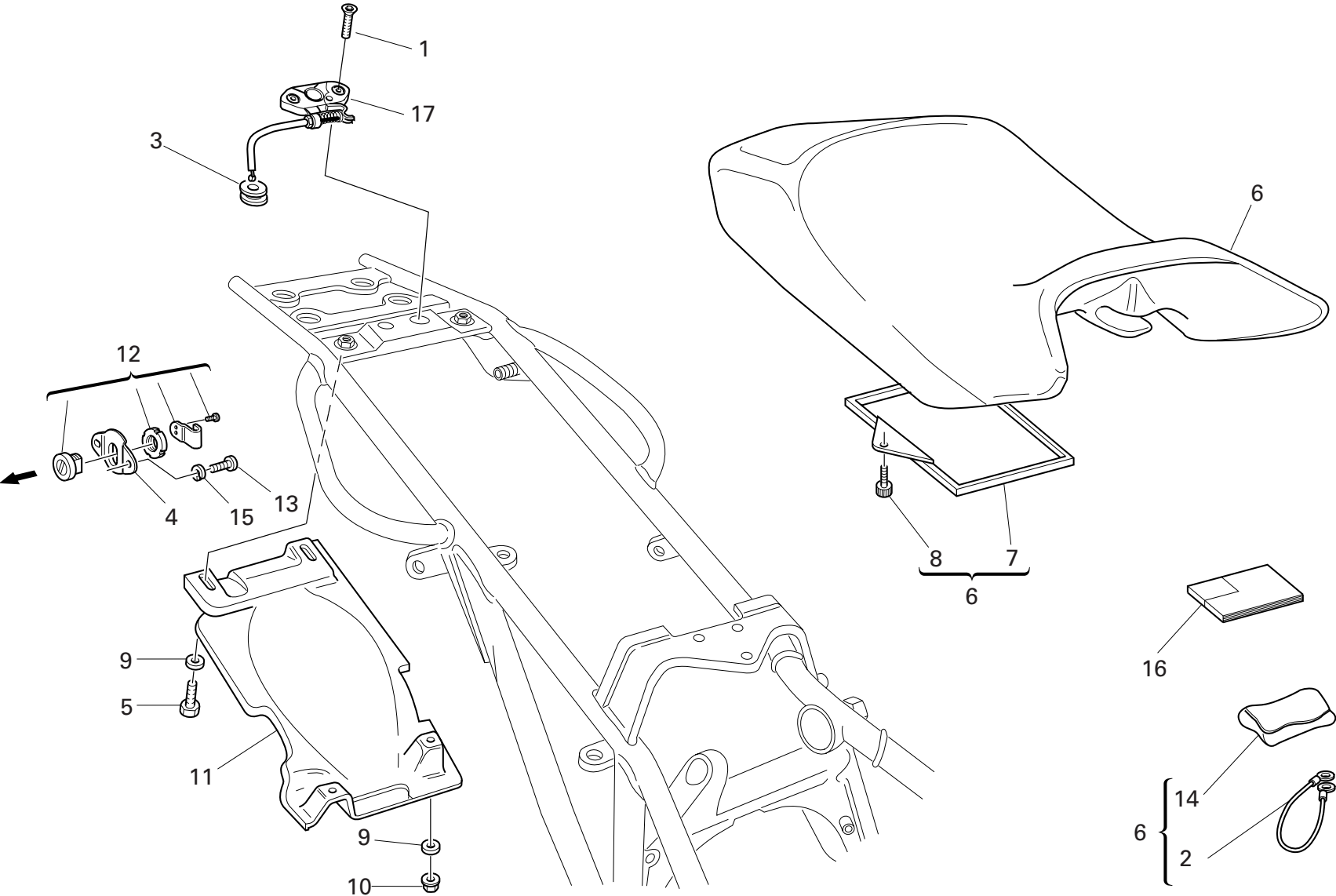


DRAWING 036 FUEL SYSTEM

NOTES NO.	CODE NO.	DESCRIPTION	VALIDITY	Q.TY	
1	814.4.010.1A	Quick-coupling union		2	
2	850.1.006.1A	Union		2	
3	160.2.135.1A	Flange		1	
4	886.1.013.1A	Gasket		2	
5	886.4.042.1A	O-ring		4	
6	886.4.049.1A	O-ring		1	
7	741.4.093.1A	collar		2	
8	590.1.195.1A	Tube		1	
9	741.4.092.1A	collar		2	
10	425.4.010.1A	Filter		1	
11	774.5.006.1A	Self-tapping screw		1	
12	552.4.048.1A	Thermistor		1	
13	775.1.020.1A	Screw		6	

NOTES NO.	CODE NO.	DESCRIPTION	VALIDITY	Q.TY	
-----------	----------	-------------	----------	------	---


DRAWING 037 SEAT



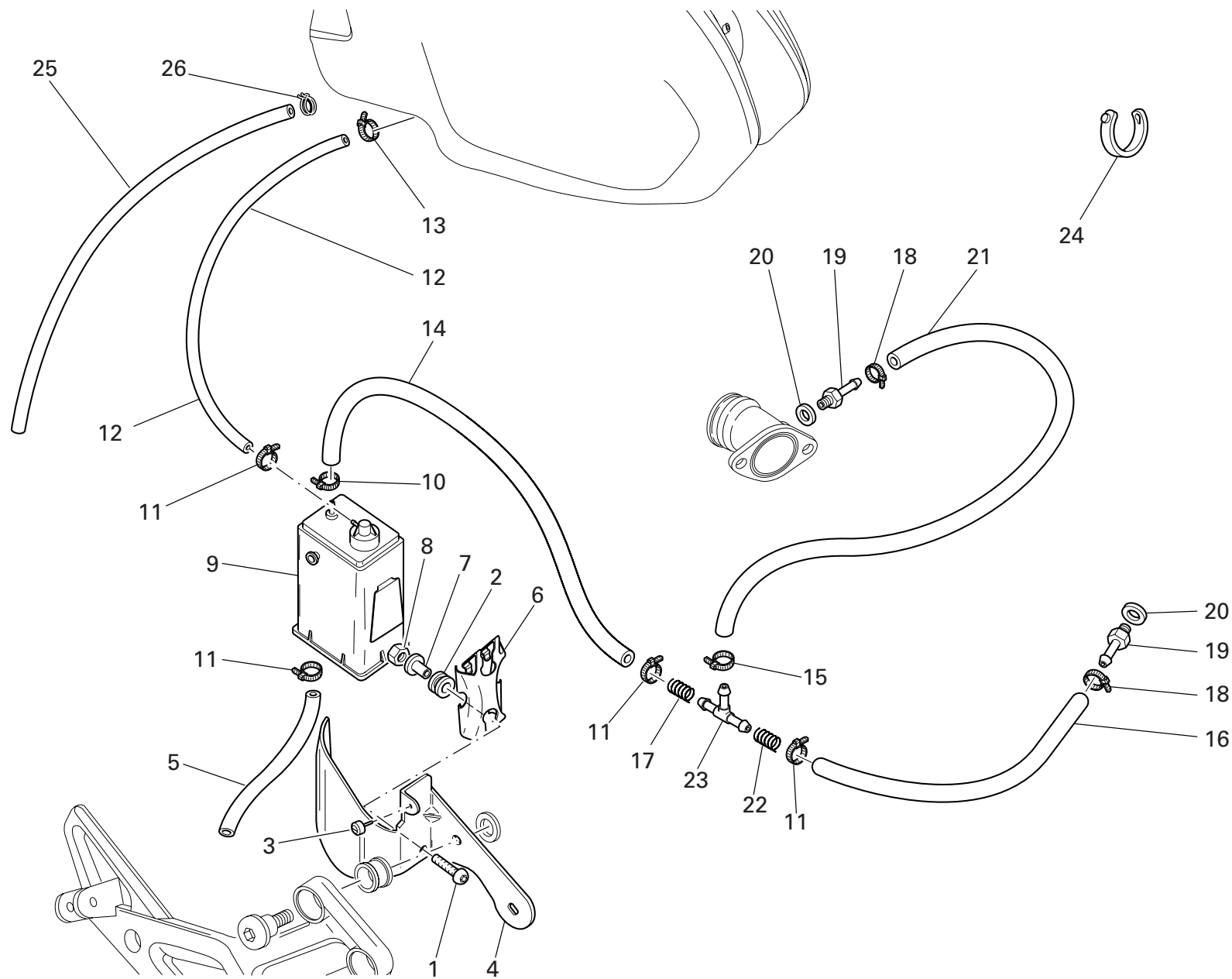
DRAWING

037

SEAT

NOTES NO.	CODE NO.	DESCRIPTION	VALIDITY	Q.TY
				
1	777.5.036.2B	Screw		2
2	732.1.007.1A	Helmet anti-theft wire		1
3	764.1.029.1A	Rubber pad		1
4	829.1.236.1A	Plate		1
5	60N101077	Screw		2
6	595.2.020.1D	Seat		1
7	247.1.086.1A	Cover		1
8	779.1.104.1A	Special screw		2
9	0670.72.010	Washer		4
10	729906FN1	Nut		2
11	565.1.017.2A	Mudflap		1
12	598.4.019.1A	Seat lock		1
13	60N102482	Screw		2
14	697.2.006.2B	Tool bag		1
15	734005N01	Spring washer		2
16	913.7.082.1E	Owner's manual		1
E	16 913.7.082.1F	Owner's manual		1
J	16 913.7.082.1G	Owner's manual		1
F	16 913.7.082.1H	Owner's manual		1
NL	16 913.7.082.1H	Owner's manual		1
17	732.2.010.2A	Flexible cable		1

NOTES NO.	CODE NO.	DESCRIPTION	VALIDITY	Q.TY
				






DRAWING

038


FUEL INFEED

NOTES NO.	CODE NO.	DESCRIPTION	VALIDITY	Q.TY
				
1	779.1.008.1A	Screw		2
2	764.1.029.1A	Rubber pad		2
3	866.1.058.1A	Vibration damper pad		1
4	827.1.186.1A	Bracket		1
5	590.1.141.1A	Tube		1
6	827.1.157.1A	Plate		1
7	716.1.043.1A	Spacer		2
8	729906FN1	Nut		2
9	426.1.007.1B	CANISTER filter		1
10	741.4.058.1A	Hose guide		1
11	741.4.063.1A	Hose guide		4
12	590.1.170.1A	Filter/fuel tank outlet pipe		1
13	741.4.001.1A	Hose guide		1
14	590.1.191.1A	Tube		1
15	741.4.059.1A	Hose guide		1
16	590.1.111.1B	Tube		1
17	799.1.105.1A	Spring		1
18	741.4.013.1B	Hose guide		2
19	814.1.091.1B	Union		2
20	0250.70.223	Aluminium gasket		2
21	590.1.139.1A	Tube		1
22	799.1.118.1B	Spring		1
23	0361.98.850	Shunt valve		1
24	0691.91.030	Hose guide		2
25	590.1.136.1A	Breather pipe		1
26	741.4.043.1A	Hose guide		1

NOTES NO.	CODE NO.	DESCRIPTION	VALIDITY	Q.TY
				



DRAWING 039 MARKING PLATES

NOTES NO.	CODE NO.	DESCRIPTION	VALIDITY	Q.TY	
1	433.1.170.1A	Sticker		1	
2	433.1.166.1A	Label		2	
3	433.1.164.1A	Sticker		1	

NOTES NO.	CODE NO.	DESCRIPTION	VALIDITY	Q.TY	
-----------	----------	-------------	----------	------	---

CODE No.	Drwg.	POS. N.	CODE No.	Drwg.	POS. N.	CODE No.	Drwg.	POS. N.	CODE No.	Drwg.	POS. N.	CODE No.	Drwg.	POS. N.
0000.01199	29	40	0367.49.275	10	11	0660.49.268	10	13	0723.92.239	14	19	0723.92.512	015	16
0000.01199	31	38	0370.69.020	31	15	0660.50.020	12	8	0723.92.239	15	16	0723.92.513	014	19
0000.33552	27	11	0370.84.005	20	1	0660.92.310	13	18	0723.92.500	014	19	0723.92.513	015	16
0000.36230	23	15	0374.37.190	24	19	0665.49.680	5	8	0723.92.500	015	16	0723.92.514	014	19
0000.39727	29	32	0375.92.210	14	13	0670.16.145	3	7	0723.92.501	014	19	0723.92.514	015	16
0000.46664	27	3	0375.92.210	15	19	0670.16.150	3	3	0723.92.501	015	16	0723.92.515	014	19
0000.46664	28	6	0400.09.050	2	21	0670.16.155	3	19	0723.92.502	014	19	0723.92.515	015	16
0000.46665	27	5	0400.17.030	7	1	0670.16.163	3	11	0723.92.502	015	16	0723.92.516	014	19
0000.49654	27	2	0400.29.125	2	34	0670.16.164	3	15	0723.92.503	014	19	0723.92.516	015	16
0000.56525	19	13	0400.29.126	2	34	0670.16.165	3	15	0723.92.503	015	16	0723.92.517	014	19
0000.56803	18	11	0400.49.240	11	18	0670.16.170	3	26	0723.92.504	014	19	0723.92.517	015	16
0000.59485	29	12	0400.49.240	5	13	0670.16.171	3	26	0723.92.504	015	16	0723.92.518	014	19
0000.59485	31	20	051.2.001.1A	1	10	0670.16.184	3	11	0723.92.505	014	19	0723.92.518	015	16
0000.62729	23	21	0619.50.065	12	17	0670.16.184	3	15	0723.92.505	015	16	0723.92.519	014	19
0000.63161	30	20	0619.92.180	14	8	0670.16.185	3	15	0723.92.506	014	19	0723.92.519	015	16
0000.64471	25	10	0619.92.180	15	8	0670.49.310	9	26	0723.92.506	015	16	0723.92.520	014	19
0000.66527	18	5	0647.70.010	14	12	0670.72.010	31	32	0723.92.507	014	19	0723.92.520	015	16
0124.40.060	8	7	0647.70.010	15	20	0670.72.010	34	8	0723.92.507	015	16	0723.92.521	014	19
0170.91.730	31	5	0659.37.040	26	19	0670.72.010	37	9	0723.92.508	014	19	0723.92.521	015	16
0204.70.105	13	7	0659.38.226	22	15	0670.80.010	29	29	0723.92.508	015	16	0723.92.522	014	19
0250.70.223	38	20	0660.13.060	2	19	0670.92.190	14	8	0723.92.509	014	19	0723.92.522	015	16
0251.47.050	3	1	0660.13.070	2	13	0670.92.190	15	8	0723.92.509	015	16	0723.92.523	014	19
0251.47.054	3	1	0660.13.143	2	9	0670.92.190	32	20	0723.92.510	014	19	0723.92.523	015	16
0272.91.090	2	8	0660.13.165	2	25	0691.91.030	18	23	0723.92.510	015	16	0723.92.524	014	19
0340.13.075	2	11	0660.47.040	6	13	0691.91.030	23	2	0723.92.511	014	19	0723.92.524	015	16
0340.13.080	2	12	0660.47.230	6	8	0691.91.030	29	41	0723.92.511	015	16	0723.92.525	014	19
0361.98.850	38	23	0660.47.290	6	6	0691.91.030	38	24	0723.92.512	014	19	0723.92.525	015	16
CATALOGUE No: ISSUED:	915.1.148.2D 10 - 05						CATALOGUE No: ISSUED:		915.1.148.2D 10 - 05					

CODE No.	Drwg.	POS. N.	CODE No.	Drwg.	POS. N.	CODE No.	Drwg.	POS. N.	CODE No.	Drwg.	POS. N.	CODE No.	Drwg.	POS. N.
0723.92.526	014	19	0723.92.541	015	16	0723.92.555	014	19	0723.92.685	015	16	0727.92.057	014	17
0723.92.526	015	16	0723.92.542	014	19	0723.92.555	015	16	0723.92.695	014	19	0727.92.057	015	14
0723.92.527	014	19	0723.92.542	015	16	0723.92.556	014	19	0723.92.695	015	16	0727.92.058	014	17
0723.92.527	015	16	0723.92.543	014	19	0723.92.556	015	16	0723.92.705	014	19	0727.92.058	015	14
0723.92.528	014	19	0723.92.543	015	16	0723.92.565	014	19	0723.92.705	015	16	0727.92.059	014	17
0723.92.528	015	16	0723.92.544	014	19	0723.92.565	015	16	0723.92.715	014	19	0727.92.059	015	14
0723.92.529	014	19	0723.92.544	015	16	0723.92.575	014	19	0723.92.715	015	16	0727.92.060	014	17
0723.92.529	015	16	0723.92.545	014	19	0723.92.575	015	16	0723.92.725	014	19	0727.92.060	015	14
0723.92.530	014	19	0723.92.545	015	16	0723.92.585	014	19	0723.92.725	015	16	0727.92.061	014	17
0723.92.530	015	16	0723.92.546	014	19	0723.92.585	015	16	0723.92.735	014	19	0727.92.061	015	14
0723.92.531	014	19	0723.92.546	015	16	0723.92.595	014	19	0723.92.735	015	16	0727.92.062	014	17
0723.92.531	015	16	0723.92.547	014	19	0723.92.595	015	16	0723.92.745	014	19	0727.92.062	015	14
0723.92.533	014	19	0723.92.547	015	16	0723.92.605	014	19	0723.92.745	015	16	0727.92.063	014	17
0723.92.533	015	16	0723.92.548	014	19	0723.92.605	015	16	0727.92.050	014	17	0727.92.063	015	14
0723.92.534	014	19	0723.92.548	015	16	0723.92.615	014	19	0727.92.050	015	14	0727.92.064	014	17
0723.92.534	015	16	0723.92.549	014	19	0723.92.615	015	16	0727.92.051	014	17	0727.92.064	015	14
0723.92.535	014	19	0723.92.549	015	16	0723.92.625	014	19	0727.92.051	015	14	0727.92.065	014	17
0723.92.535	015	16	0723.92.550	014	19	0723.92.625	015	16	0727.92.052	014	17	0727.92.065	015	14
0723.92.537	014	19	0723.92.550	015	16	0723.92.635	014	19	0727.92.052	015	14	0727.92.066	014	17
0723.92.537	015	16	0723.92.551	014	19	0723.92.635	015	16	0727.92.053	014	17	0727.92.066	015	14
0723.92.538	014	19	0723.92.551	015	16	0723.92.645	014	19	0727.92.053	015	14	0727.92.067	014	17
0723.92.538	015	16	0723.92.552	014	19	0723.92.645	015	16	0727.92.054	014	17	0727.92.067	015	14
0723.92.539	014	19	0723.92.552	015	16	0723.92.655	014	19	0727.92.054	015	14	0727.92.068	014	17
0723.92.539	015	16	0723.92.553	014	19	0723.92.655	015	16	0727.92.055	014	17	0727.92.068	015	14
0723.92.540	014	19	0723.92.553	015	16	0723.92.675	014	19	0727.92.055	015	14	0727.92.069	014	17
0723.92.540	015	16	0723.92.554	014	19	0723.92.675	015	16	0727.92.056	014	17	0727.92.069	015	14
0723.92.541	014	19	0723.92.554	015	16	0723.92.685	014	19	0727.92.056	015	14	0727.92.070	014	17
CATALOGUE No: ISSUED:			915.1.148.2D 10 - 05			CATALOGUE No: ISSUED:			915.1.148.2D 10 - 05					

CODE No.	Drwg.	POS. N.	CODE No.	Drwg.	POS. N.	CODE No.	Drwg.	POS. N.	CODE No.	Drwg.	POS. N.	CODE No.	Drwg.	POS. N.
0727.92.070	015	14	0727.92.084	014	17	0727.92.150	015	14	0727.92.164	014	17	0727.92.177	015	14
0727.92.071	014	17	0727.92.084	015	14	0727.92.151	014	17	0727.92.164	015	14	0727.92.178	014	17
0727.92.071	015	14	0727.92.085	014	17	0727.92.151	015	14	0727.92.165	014	17	0727.92.178	015	14
0727.92.072	014	17	0727.92.085	015	14	0727.92.152	014	17	0727.92.165	015	14	0727.92.179	014	17
0727.92.072	015	14	0727.92.086	014	17	0727.92.152	015	14	0727.92.166	014	17	0727.92.179	015	14
0727.92.073	014	17	0727.92.086	015	14	0727.92.153	014	17	0727.92.166	015	14	0727.92.180	014	17
0727.92.073	015	14	0727.92.087	014	17	0727.92.153	015	14	0727.92.167	014	17	0727.92.180	015	14
0727.92.074	014	17	0727.92.087	015	14	0727.92.154	014	17	0727.92.167	015	14	0727.92.181	014	17
0727.92.074	015	14	0727.92.088	014	17	0727.92.154	015	14	0727.92.168	014	17	0727.92.181	015	14
0727.92.075	014	17	0727.92.088	015	14	0727.92.155	014	17	0727.92.168	015	14	0727.92.182	014	17
0727.92.075	015	14	0727.92.089	014	17	0727.92.155	015	14	0727.92.169	014	17	0727.92.182	015	14
0727.92.076	014	17	0727.92.089	015	14	0727.92.156	014	17	0727.92.169	015	14	0727.92.183	014	17
0727.92.076	015	14	0727.92.090	014	17	0727.92.156	015	14	0727.92.170	014	17	0727.92.183	015	14
0727.92.077	014	17	0727.92.090	015	14	0727.92.157	014	17	0727.92.170	015	14	0727.92.184	014	17
0727.92.077	015	14	0727.92.091	014	17	0727.92.157	015	14	0727.92.171	014	17	0727.92.184	015	14
0727.92.078	014	17	0727.92.091	015	14	0727.92.158	014	17	0727.92.171	015	14	0727.92.185	014	17
0727.92.078	015	14	0727.92.092	014	17	0727.92.158	015	14	0727.92.172	014	17	0727.92.185	015	14
0727.92.079	014	17	0727.92.092	015	14	0727.92.159	014	17	0727.92.172	015	14	0727.92.186	014	17
0727.92.079	015	14	0727.92.093	014	17	0727.92.159	015	14	0727.92.173	014	17	0727.92.186	015	14
0727.92.080	014	17	0727.92.093	015	14	0727.92.160	014	17	0727.92.173	015	14	0727.92.187	014	17
0727.92.080	015	14	0727.92.094	014	17	0727.92.160	015	14	0727.92.174	014	17	0727.92.187	015	14
0727.92.081	014	17	0727.92.094	015	14	0727.92.161	014	17	0727.92.174	015	14	0727.92.188	014	17
0727.92.081	015	14	0727.92.095	014	17	0727.92.161	015	14	0727.92.175	014	17	0727.92.188	015	14
0727.92.082	014	17	0727.92.095	015	14	0727.92.162	014	17	0727.92.175	015	14	0727.92.189	014	17
0727.92.082	015	14	0727.92.096	014	17	0727.92.162	015	14	0727.92.176	014	17	0727.92.189	015	14
0727.92.083	014	17	0727.92.096	015	14	0727.92.163	014	17	0727.92.176	015	14	0727.92.190	014	17
0727.92.083	015	14	0727.92.150	014	17	0727.92.163	015	14	0727.92.177	014	17	0727.92.190	015	14
CATALOGUE No: ISSUED:	915.1.148.2D 10 - 05						CATALOGUE No: ISSUED:	915.1.148.2D 10 - 05						

CODE No.	Drwg.	POS. N.	CODE No.	Drwg.	POS. N.	CODE No.	Drwg.	POS. N.	CODE No.	Drwg.	POS. N.	CODE No.	Drwg.	POS. N.
0727.92.191	014	17	117.1.028.1A	31	30	172.1.112.1A	3	18	210.1.015.1A	15	6	276.1.025.1B	12	16
0727.92.191	015	14	117.2.007.1A	4	16	172.1.113.1A	3	24	211.1.015.1A	14	21	280.4.007.1A	16	10
0727.92.192	014	17	117.2.049.1A	30	14	172.1.114.1A	3	22	211.1.015.1A	15	7	282.4.041.2B	16	1
0727.92.192	015	14	120.2.075.2A	7	8	172.1.115.1A	3	21	220.3.208.3A	9	16	284.4.002.1A	16	2
0727.92.193	014	17	120.2.076.2A	7	4	172.1.116.1A	3	20	225.2.088.2A	10	1	286.4.071.1B	18	1
0727.92.193	015	14	121.1.027.1A	7	3	172.1.117.1A	3	23	235.1.026.1A	13	11	287.4.024.1B	16	8
0727.92.194	014	17	121.2.023.1B	7	11	173.1.012.3A	12	20	235.1.027.1A	13	5	301.2.104.1AA	15	1
0727.92.194	015	14	122.2.073.2A	7	9	174.1.025.1A	9	12	235.2.031.1A	13	20	301.2.105.1AA	14	1
0727.92.195	014	17	140.2.014.2A	16	11	174.1.025.2A	9	12	240.1.010.1AB	14	10	303.1.003.1A	14	4
0727.92.195	015	14	146.2.089.1A	6	1	174.2.025.5A	9	1	240.1.010.1AB	15	12	303.1.003.1A	15	3
0727.92.239	14	17	147.1.015.1A	8	4	174.2.025.6A	9	1	240.1.028.1A	15	24	303.1.003.1AB	14	4
0727.92.239	15	14	148.1.122.1A	13	22	176.1.001.1A	12	6	242.2.045.2A	11	19	303.1.003.1AB	15	3
0755.29.025	6	14	148.1.123.1A	13	16	176.1.009.1A	12	10	243.1.029.1A	5	17	303.1.003.1AC	14	4
0755.29.025	8	20	149.1.033.1A	3	2	180.1.008.1A	2	24	243.2.028.4AC	5	1	303.1.003.1AC	15	3
0755.49.265	10	2	149.1.034.1A	3	25	182.2.018.1A	2	18	245.1.047.1A	8	2	303.1.003.1AD	14	4
0759.49.280	9	15	150.2.061.1A	3	27	184.1.001.1A	29	15	245.1.048.1A	8	8	303.1.003.1AD	15	3
0765.92.185	14	8	150.2.062.1A	3	28	190.2.016.1A	4	7	246.1.060.2A	30	25	303.1.004.1C	14	5
0765.92.185	15	8	158.2.018.1A	6	5	194.2.020.1A	4	5	246.2.011.1B	34	3	303.1.004.1C	15	2
0765.92.190	14	8	160.1.049.1B	25	21	195.4.003.1A	4	19	247.1.002.1BC	11	9	303.1.004.1CB	14	5
0765.92.190	15	8	160.1.057.1A	12	13	196.1.025.1A	4	22	247.1.083.1AE	11	4	303.1.004.1CB	15	2
0765.92.205	14	8	160.1.076.1A	13	17	196.1.027.1A	4	10	247.1.086.1A	37	7	303.1.004.1CC	14	5
0765.92.205	2	21	160.2.135.1A	36	3	198.1.033.1A	4	12	254.1.001.1A	11	7	303.1.004.1CC	15	2
0796.38.305	22	11	171.2.020.2B	8	10	208.1.012.4A	14	14	254.4.001.2A	5	4	303.1.004.1CD	14	5
0797.41.090	22	22	172.1.108.1A	3	10	208.1.012.4A	15	17	255.1.001.1B	8	13	303.1.004.1CD	15	2
0799.13.110	2	27	172.1.109.1A	3	8	209.1.012.4A	14	16	255.1.014.1A	13	3	304.1.021.1A	14	2
0803.77.010	25	12	172.1.110.1A	3	5	209.1.012.4A	15	18	264.4.014.3B	11	1	304.1.021.1A	15	5
0805.17.125	7	7	172.1.111.1A	3	9	210.1.015.1A	14	22	270.4.001.1A	12	1	304.1.021.1AB	14	2
CATALOGUE No: ISSUED:			915.1.148.2D 10 - 05			CATALOGUE No: ISSUED:			915.1.148.2D 10 - 05					

INDEX

CODE No.	Drwg.	POS. N.	CODE No.	Drwg.	POS. N.	CODE No.	Drwg.	POS. N.	CODE No.	Drwg.	POS. N.	CODE No.	Drwg.	POS. N.
304.1.021.1AB	15	5	369.1.004.1A	32	8	433.1.166.1A	39	2	482.1.083.1B	30	7	525.4.007.3A	23	3
304.1.021.1AC	14	2	370.1.021.2C	32	10	433.1.170.1A	39	1	486.1.051.1A	5	6	526.4.003.1A	23	4
304.1.021.1AC	15	5	372.2.008.3A	33	1	433.1.252.1D	18	6	486.1.056.1A	35	17	529.1.001.1A	24	17
304.1.022.1A	14	3	373.1.023.1B	32	18	433.1.279.1A	35	9	492.4.003.2A	25	15	529.1.006.1A	23	13
304.1.022.1A	15	4	373.1.028.1B	32	19	433.1.290.1A	32	5	492.4.024.1A	25	5	529.1.009.1A	23	19
304.1.022.1AB	14	3	373.1.029.1C	32	17	435.1.032.1AA	35	2	494.1.101.1A	25	23	530.4.007.3A	22	9
304.1.022.1AB	15	4	380.4.004.1B	18	16	436.1.122.1B	30	21	497.2.001.2A	25	2	530.4.008.3A	22	16
304.1.022.1AC	14	3	389.4.006.1A	18	27	442.2.068.3A	34	6	501.2.080.1AB	25	1	530.4.009.3A	23	14
304.1.022.1AC	15	4	389.4.007.1A	18	27	444.4.003.4A	9	20	502.2.110.1AB	25	13	530.4.010.3A	23	10
341.1.030.1C	26	23	389.4.008.1A	18	27	447.1.037.1A	32	13	510.1.075.1A	22	5	539.1.021.1A	2	6
342.2.015.1C	26	3	389.4.010.1A	18	27	447.1.038.1A	32	4	510.1.076.1B	23	11	539.1.023.2A	17	5
344.2.010.1A	24	13	389.4.013.1A	18	27	449.A.043.3A	3	12	510.1.179.4A	18	3	539.4.003.1B	29	13
345.2.010.1A	24	11	389.4.014.1A	18	15	451.1.025.1A	8	16	514.1.032.1A	1c	9	539.4.004.1B	28	5
347.2.004.1A	24	12	389.4.016.1A	18	27	451.2.017.1A	8	17	514.1.033.1A	1c	13	539.4.030.1A	5	21
348.2.012.1A	24	7	390.4.003.1A	23	22	455.2.003.1A	2	4	514.1.034.1A	1c	12	539.4.034.1A	27	13
349.1.143.1A	24	2	395.2.013.1C	19	14	456.2.009.1A	31	27	514.1.035.1A	1c	10	540.4.010.1A	18	8
349.1.149.1A	24	14	397.4.002.1A	19	4	457.2.007.1A	29	9	514.1.036.1A	1c	10	541.4.007.1A	18	4
349.1.152.1A	24	6	406.1.026.2C	21	1	460.1.038.2B	31	31	514.1.037.1A	1c	6	552.1.037.1A	1c	4
349.1.157.1A	24	16	417.9.030.6A	29	10	460.1.039.2B	31	34	514.1.038.1A	1c	14	552.1.038.1A	1c	5
349.2.019.1A	24	8	417.9.030.6A	31	14	460.1.076.2A	26	11	514.1.043.1A	19	3	552.1.039.1A	1c	7
349.2.025.1A	24	10	417.9.050.6A	19	2	462.4.037.6A	19	1	516.4.003.1B	18	14	552.1.040.1A	1c	11
349.2.026.1A	24	9	420.2.001.0A	2	5	463.2.019.6A	7	2	518.4.004.1B	30	6	552.1.045.2A	9	2
350.1.014.1A	24	15	420.2.001.0A	9	3	463.2.022.2A	16	14	520.4.006.1C	22	1	552.4.013.1A	15	32
350.1.015.1A	24	5	425.4.010.1A	36	10	463.4.001.1A	10	22	521.4.005.1A	22	3	552.4.020.1A	11	12
360.1.033.1B	26	24	426.1.007.1B	38	9	470.1.056.3AB	30	1	523.4.014.1A	26	8	552.4.028.1A	1b	15
360.1.035.1A	26	16	426.1.010.1A	34	2	470.1.062.1A	21	5	523.4.015.1A	26	9	552.4.031.1A	21	4
365.2.045.1A	33	6	433.1.164.1A	39	3	482.1.080.1B	30	12	525.1.004.3A	23	5	552.4.037.1A	29	35
CATALOGUE No: ISSUED:	915.1.148.2D 10 - 05						CATALOGUE No: ISSUED:		915.1.148.2D 10 - 05					



CODE No.	Drwg.	POS. N.	CODE No.	Drwg.	POS. N.	CODE No.	Drwg.	POS. N.	CODE No.	Drwg.	POS. N.	CODE No.	Drwg.	POS. N.
552.4.048.1A	36	12	590.1.190.1A	1c	2	613.4.031.1A	29	33	676.2.057.1A	25	24	703.1.013.1A	26	12
556.1.018.1C	17	9	590.1.191.1A	38	14	618.4.066.1A	28	14	676.4.032.2A	25	16	703.1.019.1A	15	30
556.1.024.1A	17	3	590.1.195.1A	36	8	619.4.018.1A	29	3	677.4.003.1A	1a	4	703.5.006.2A	13	1
556.2.027.1A	17	1	593.1.003.1B	10	33	624.4.025.1A	28	1	684.1.026.1A	34	4	703.5.006.2A	8	11
561.1.018.1A	23	1	593.1.018.1A	9	29	625.4.005.1AB	29	17	697.2.006.2B	37	14	70700.8N01	26	17
561.1.019.1A	23	20	595.2.020.1D	37	6	626.1.002.1A	28	2	698.1.033.1A	1c	15	707006N02	29	21
564.1.029.1BF	30	16	598.2.030.1A	30	11	626.1.003.1D	27	4	700.1.005.1A	25	18	707006N02	35	10
565.1.017.2A	37	11	598.4.016.1A	30	24	626.4.003.1A	28	10	700.1.027.1A	14	29	710.1.001.1A	9	13
565.1.026.2A	23	23	598.4.018.1A	30	10	626.4.013.1A	29	26	700.1.027.1A	15	33	710.1.025.1A	33	4
565.1.030.1A	32	16	598.4.019.1A	37	12	626.4.023.1A	28	11	700.1.027.1A	7	12	710.1.041.1C	25	22
570.1.065.2A	20	5	60N101077	31	33	626.4.029.1A	27	7	700.1.031.1A	19	10	710.1.046.1A	33	12
571.1.065.2A	20	6	60N101077	37	5	630.4.025.1A	27	1	700.1.038.1A	21	7	710.1.069.1A	10	21
573.1.050.2D	20	12	60N102482	37	13	631.4.004.1A	28	19	700.1.049.1A	31	1	710.1.070.1A	10	30
573.1.050.3D	20	12	60N102510	22	10	631.4.008.1A	29	25	701.4.003.1A	12	19	710.1.085.1A	33	9
574.1.050.2D	20	16	60N102510	34	5	632.1.009.2L	27	6	701.4.005.1A	3	4	710.1.088.1A	33	14
574.1.050.3D	20	16	60N102584	32	9	650.4.008.1B	26	25	701.4.006.1A	33	3	711.1.090.1A	20	20
585.1.031.1A	34	13	60N107335	22	2	651.4.011.1A	26	14	701.4.007.1A	12	21	711.1.090.1B	20	24
585.4.001.1A	29	23	610.4.065.1A	28	15	652.4.006.1A	30	23	702.4.004.1A	26	6	711.1.095.1A	10	32
586.1.044.1BF	35	1	610.4.066.1A	28	8	654.2.003.1A	26	20	702.4.020.1A	10	25	711.1.128.1A	10	39
590.1.093.1A	16	13	611.4.002.4A	29	20	656.1.036.2A	26	26	702.4.040.1A	10	9	712.1.013.2A	35	8
590.1.111.1B	38	16	612.4.005.1A	27	12	657.1.015.1A	26	18	702.4.069.1A	8	19	712.1.034.1A	29	14
590.1.132.1A	16	7	612.4.008.1A	28	7	658.4.002.1B	26	29	702.5.008.1A	10	20	712.1.034.1A	31	22
590.1.136.1A	38	25	612.4.008.1A	29	31	669.1.003.1A	14	18	702.5.008.1A	11	3	713.1.007.1A	13	9
590.1.139.1A	38	21	612.4.013.1B	29	30	669.1.003.1A	15	15	702.5.015.1A	4	14	713.1.011.1A	3	15
590.1.141.1A	38	5	612.4.014.1A	28	18	670.4.035.1B	18	13	702.5.038.1A	4	6	713.1.014.1A	3	11
590.1.170.1A	38	12	612.4.017.1A	28	20	672.1.013.1A	18	21	702.5.045.1A	25	4	713.1.014.1A	3	15
590.1.189.1A	1c	1	613.4.020.1A	28	17	672.1.034.1A	15	34	702.5.050.1A	25	17	713.1.014.1B	3	11
CATALOGUE No: ISSUED:			915.1.148.2D 10 - 05			CATALOGUE No: ISSUED:			915.1.148.2D 10 - 05					

CODE No.	Drwg.	POS. N.	CODE No.	Drwg.	POS. N.	CODE No.	Drwg.	POS. N.	CODE No.	Drwg.	POS. N.	CODE No.	Drwg.	POS. N.
713.1.014.1E	3	11	729906FN1	23	9	741.4.038.1A	18	24	748.4.026.1B	21	6	764.1.013.1A	15	22
713.1.014.1E	3	15	729906FN1	30	8	741.4.040.1A	16	9	748.4.033.1A	20	4	764.1.015.1B	30	4
713.1.014.1F	3	11	729906FN1	37	10	741.4.041.1A	16	6	748.4.100.1AB	23	16	764.1.024.1A	20	3
713.1.082.1A	20	22	729906FN1	38	8	741.4.042.1A	16	3	749.4.002.1A	30	28	764.1.029.1A	19	7
713.1.097.1C	25	25	732.1.007.1A	37	2	741.4.043.1A	29	4	749.4.045.2G	17	10	764.1.029.1A	30	2
713.1.119.1A	4	15	732.2.010.2A	37	17	741.4.043.1A	38	26	749.5.001.1A	23	17	764.1.029.1A	37	3
713.1.137.1A	15	27	734005N01	37	15	741.4.058.1A	38	10	749.5.002.1A	18	19	764.1.029.1A	38	2
713.1.140.1A	10	14	734008N01	29	28	741.4.059.1A	38	15	750.1.007.1A	4	8	764.1.084.1A	23	7
713.1.192.1A	29	37	734305N01	18	25	741.4.062.1A	29	34	750.1.012.2A	6	16	764.1.090.1A	22	12
713.1.241.1A	14	25	734306N01	11	25	741.4.063.1A	38	11	750.1.060.1A	30	9	764.1.090.1A	34	10
713.1.241.1A	5	18	734306N01	22	23	741.4.067.1A	16	12	750.1.121.1A	12	3	76400.0004	10	3
713.1.266.1A	3	11	734406N01	29	38	741.4.092.1A	36	9	750.5.001.1A	22	17	76402.0002	3	17
713.1.332.1A	23	8	73500.1440	12	11	741.4.093.1A	36	7	75120.1747	13	8	765.1.001.1A	29	8
713.1.332.1A	30	3	73500.1542	2	15	74172.1008	13	15	75120.2567	10	12	765.1.001.1A	31	28
714.1.028.1A	25	3	73500.1747	15	26	74172.1008	6	10	75173.1542	13	19	766.1.048.1A	10	6
714.1.046.1A	25	14	73503.3380	10	18	74172.1008	8	3	75191.3380	10	29	766.4.017.2A	13	12
715.1.004.1A	33	8	73503.3380	11	2	74223.1045	34	12	75794.1542	10	17	766.4.018.1A	13	23
71502.2594	24	1	73503.3380	13	4	74224.0570	6	7	758.1.014.1A	22	14	76835.1134	2	10
716.1.022.1A	22	13	73503.3683	13	13	747.5.001.1A	31	24	759.1.006.1A	19	6	770.5.250.8B	10	15
716.1.022.1A	34	16	737.4.007.2A	8	14	747.5.007.1A	26	1	760.1.003.1B	34	11	771.1.015.1A	33	10
716.1.043.1A	38	7	741.1.012.1A	18	22	748.1.014.1C	25	9	760.4.006.1B	35	5	771.1.016.1A	33	11
716.1.055.1A	20	10	741.1.028.1A	20	8	748.1.023.1B	32	1	76266.2668	10	4	771.1.048.1A	17	2
716.1.056.1A	31	21	741.4.001.1A	38	13	748.1.039.1A	16	15	763106N01	31	17	771.5.004.8B	32	11
72094.1616	10	10	741.4.002.1A	34	15	748.1.040.1A	2	23	764.1.001.1A	20	9	771.5.038.8B	18	26
72121.2106	6	4	741.4.013.1B	16	5	748.1.050.1A	10	8	764.1.009.1A	14	20	771.5.040.2B	35	13
723.1.003.1A	22	4	741.4.013.1B	38	18	748.4.002.1A	30	17	764.1.009.1A	15	21	771.5.040.8B	11	21
729906FN1	20	15	741.4.024.1A	34	18	748.4.024.1A	25	20	764.1.013.1A	14	6	771.5.040.8B	13	6

CODE No.	Drwg.	POS. N.	CODE No.	Drwg.	POS. N.	CODE No.	Drwg.	POS. N.	CODE No.	Drwg.	POS. N.	CODE No.	Drwg.	POS. N.
771.5.045.7E	35	14	771.5.078.8B	12	12	775.1.002.1A	30	19	779.1.212.1B	31	19	780.4.006.1A	34	19
771.5.064.2B	11	5	771.5.080.8B	10	27	775.1.003.1A	21	3	779.1.213.1A	30	13	780.5.001.1A	5	24
771.5.064.8B	8	21	771.5.081.8B	5	3	775.1.020.1A	36	13	779.1.214.1B	21	2	786.1.069.2A	7	6
771.5.065.8B	13	10	771.5.083.8B	5	2	777.5.019.7E	35	4	779.1.221.1A	30	27	787.1.008.1A	15	29
771.5.065.8B	23	24	771.5.123.8B	2	30	777.5.036.2B	37	1	779.1.247.1B	20	18	787.1.011.1A	10	19
771.5.065.8B	4	1	771.5.125.2C	29	27	777.5.049.8B	11	10	779.1.259.1B	16	16	788.1.032.2A	14	9
771.5.065.8B	4	20	771.5.129.8B	9	8	779.1.007.2A	6	9	779.1.296.2A	10	41	788.1.032.2A	15	11
771.5.066.8B	11	24	771.5.136.8B	10	24	779.1.008.1A	38	1	779.1.311.1A	25	6	788.1.054.1A	12	4
771.5.066.8B	13	21	771.5.431.8B	28	4	779.1.026.2A	10	36	779.1.366.1AB	27	9	788.1.076.1A	11	22
771.5.067.8B	11	13	771.5.665.2B	29	36	779.1.029.2A	10	26	779.1.366.1AB	28	13	788.1.076.1AA	11	22
771.5.067.8B	14	11	771.5.667.8B	22	6	779.1.037.1B	32	14	779.1.366.1AB	29	1	788.1.076.1AB	11	22
771.5.067.8B	15	13	771.5.667.8B	31	39	779.1.039.1A	2	3	779.1.399.1A	25	7	791.1.039.1A	35	19
771.5.067.8B	18	9	771.5.725.8B	26	22	779.1.054.1AA	29	7	779.1.415.1A	28	16	791.2.034.1A	7	5
771.5.067.8B	2	28	771.5.727.8B	26	7	779.1.082.2A	27	10	779.4.005.2A	17	4	797.1.017.1A	4	21
771.5.067.8B	8	1	771.5.937.2B	33	7	779.1.088.1A	19	8	779.4.075.1A	11	14	797.1.022.1A	4	4
771.5.069.8B	11	6	771.5.938.2B	33	5	779.1.099.1B	26	2	779.5.001.1A	31	36	799.1.025.1A	2	20
771.5.069.8B	12	5	772.1.010.3A	8	9	779.1.104.1A	37	8	779.5.003.1A	20	11	799.1.044.1A	29	6
771.5.069.8B	5	5	772.1.039.1A	18	7	779.1.109.1A	6	2	779.5.004.1A	35	12	799.1.049.1A	2	1
771.5.069.8B	8	5	772.1.047.1A	26	10	779.1.119.1B	32	3	779.5.011.1A	31	25	799.1.051.2A	6	15
771.5.069.8B	9	10	772.1.063.1A	30	15	779.1.133.1A	14	24	779.5.018.1A	20	25	799.1.055.1A	9	30
771.5.071.8B	11	17	772.5.023.1A	26	28	779.1.133.1A	15	25	779.5.026.1A	18	18	799.1.058.1A	26	13
771.5.071.8B	14	26	772.5.023.1A	29	18	779.1.162.2A	9	27	779.5.056.1A	22	18	799.1.061.1A	14	7
771.5.072.2B	18	2	772.5.023.1A	34	17	779.1.182.2A	10	40	780.1.007.1A	20	7	799.1.061.1A	15	9
771.5.072.8B	10	31	772.5.033.1A	20	23	779.1.198.2A	9	23	780.1.016.1A	6	3	799.1.088.1A	17	7
771.5.072.8B	5	7	772.5.038.1A	20	19	779.1.203.2A	2	7	780.1.018.1A	9	7	799.1.089.1A	17	6
771.5.073.2B	18	10	773.1.001.1A	5	19	779.1.204.1B	31	13	780.1.037.1A	10	35	799.1.105.1A	38	17
771.5.073.8B	11	16	774.5.006.1A	36	11	779.1.206.1AB	31	3	780.2.047.1A	9	17	799.1.118.1B	38	22
CATALOGUE No: ISSUED:			915.1.148.2D 10 - 05			CATALOGUE No: ISSUED:			915.1.148.2D 10 - 05					

INDEX

CODE No.	Drwg.	POS. N.	CODE No.	Drwg.	POS. N.	CODE No.	Drwg.	POS. N.	CODE No.	Drwg.	POS. N.	CODE No.	Drwg.	POS. N.
799.1.252.1A	31	12	821.1.054.1A	19	5	829.1.283.1B	19	11	852.1.079.1B	32	15	852.1.118.1A	20	26
799.2.077.2A	9	14	821.1.070.1A	2	17	829.1.285.1A	19	12	852.1.093.1A	2	14	852.1.120.1A	9	6
8000.60700	31	6	821.1.075.1A	34	9	829.1.358.1A	14	27	852.1.094.1A	2	19	852.1.124.2A	13	14
8000.62562	31	7	821.1.090.1A	31	4	830.1.144.1A	11	20	852.1.099.1A	31	11	852.1.172.1A	2	29
8000.62563	31	29	821.1.115.1A	14	15	830.1.194.1A	22	8	852.1.103.1A	26	4	852.1.173.1A	13	2
8000.62586	29	19	821.1.115.1A	15	10	830.1.195.1A	22	20	852.1.104.1A	6	11	852.1.173.1A	8	12
8000.62705	35	6	824.1.023.1AB	31	18	830.1.207.1A	35	18	852.1.104.1B	6	11	852.1.174.1A	2	31
8000.66526	18	12	824.1.024.1AB	31	8	830.1.228.1A	19	9	852.1.104.1C	6	11	852.1.176.1A	14	28
8000.66774	26	27	825.1.030.1A	29	24	841.1.017.1A	22	19	852.1.104.1D	6	11	852.1.176.1A	20	13
8000.70127	24	4	826.1.009.1A	2	33	847.4.002.1A	31	9	852.1.104.1E	6	11	852.1.176.1A	35	16
8000.70139	1a	2	826.1.011.1A	3	13	848.4.011.1A	33	13	852.1.104.1F	6	11	852.1.176.1A	5	16
8000.78345	26	15	827.1.139.2B	17	8	848.5.001.1A	31	23	852.1.104.1G	6	11	852.1.177.1A	4	2
801.1.027.1A	16	4	827.1.157.1A	38	6	848.5.002.1A	31	16	852.1.104.1H	6	11	852.1.195.1A	5	20
80A0.53548	29	5	827.1.161.1A	31	10	850.1.005.1A	29	11	852.1.104.1I	6	11	852.1.195.1A	9	28
80A0.53548	31	26	827.1.186.1A	38	4	850.1.006.1A	36	2	852.1.104.1J	6	11	852.1.196.1A	20	14
80A0.62649	20	2	827.1.191.4A	23	6	850.4.082.1A	18	20	852.1.104.1K	6	11	852.5.001.1A	23	18
80C0.05893	35	7	827.1.211.1A	30	26	850.4.082.1A	30	22	852.1.104.1L	6	11	852.5.005.1A	9	18
814.1.091.1B	38	19	827.1.236.1A	18	17	851.1.013.1A	8	6	852.1.104.1M	6	11	852.5.023.1A	14	23
814.1.114.1A	1c	8	827.1.323.1A	16	17	851.1.019.1A	6	12	852.1.104.1N	6	11	852.5.023.1A	15	23
814.4.010.1A	36	1	827.1.382.1A	18	29	851.1.020.1A	4	9	852.1.105.1AB	3	26	852.5.024.1A	20	21
815.1.028.1A	9	21	829.1.099.1D	22	7	852.1.001.1A	32	12	852.1.105.1AD	3	26	852.5.024.1A	27	8
818.1.015.1A	4	3	829.1.134.1A	10	38	852.1.002.1A	32	12	852.1.105.1AG	3	26	852.5.024.1A	28	12
819.1.017.1B	25	8	829.1.136.1A	23	12	852.1.003.1A	32	12	852.1.108.1AH	3	1	852.5.024.1A	29	2
819.1.030.1A	32	2	829.1.141.1B	28	3	852.1.005.1A	2	14	852.1.108.1AL	3	1	852.5.024.1A	5	23
821.1.001.1A	2	26	829.1.235.1A	15	31	852.1.008.1A	5	10	852.1.108.1AN	3	1	852.5.025.1A	10	42
821.1.028.2B	35	11	829.1.236.1A	37	4	852.1.053.2A	2	2	852.1.116.1A	31	37	852.5.026.1A	10	37
821.1.039.1B	25	19	829.1.275.1A	20	17	852.1.065.1A	31	2	852.1.117.1A	31	35	853.1.002.1A	9	9
CATALOGUE No: ISSUED:	915.1.148.2D 10 - 05						CATALOGUE No: ISSUED:	915.1.148.2D 10 - 05						

CODE No.	Drwg.	POS. N.	CODE No.	Drwg.	POS. N.	CODE No.	Drwg.	POS. N.	CODE No.	Drwg.	POS. N.	CODE No.	Drwg.	POS. N.
853.1.003.1A	11	27	881.1.012.1A	2	32	88700.5749	1	20	88713.2362	1	32	88765.1126P	1b	10
853.1.003.1A	12	2	881.1.026.1A	4	13	88713.0123	1	5	88713.2556	1	26	88765.1126Q	1b	5
853.1.004.1A	9	11	881.1.035.1A	22	21	88713.0137	1	11	88713.2591	1	34	88765.1126R	1b	3
855.5.001.1B	18	28	881.1.051.1A	11	26	88713.0262	1	29	88713.2676	1	2	88765.1126S	1b	22
856.1.001.1A	3	6	881.1.051.1A	5	22	88713.0844	1	33	88765.0999	1	16	88765.1126T	1b	23
856.1.002.2A	8	15	882.1.003.1A	8	22	88713.0874	1	6	88765.1000	1	15	88765.1126T	1c	16
856.1.014.1A	4	11	882.1.006.1A	2	16	88713.0875	1	8	88765.1005	1	15	88765.1126U	1b	20
856.1.031.1A	3	16	882.1.012.1A	12	15	88713.0879	1	7	88765.1006	1	15	88765.1126V	1b	8
856.1.042.1A	30	5	884.4.007.1A	32	7	88713.1010	1a	7	88765.1058	1	13	88765.1126Z	1b	1
856.1.064.2A	10	7	884.4.017.1A	7	10	88713.1058	1a	9	88765.1073	1b	21	88765.1241	1c	0
856.1.071.1A	12	9	884.4.042.1A	9	24	88713.1062	1a	1	88765.1074	1b	21	88765.1242	1c	0
860.1.004.1A	10	23	884.5.008.1A	25	11	88713.1072	1a	6	88765.1075	1b	21	88765.1243	1c	0
861.5.003.1A	26	30	884.5.034.1A	2	22	88713.1078	1	12	88765.1076	1b	21	88765.1244	1c	0
863.1.002.1A	12	14	884.5.034.1A	8	18	88713.1079	1	14	88765.1077	1b	21	88765.1245	1c	0
866.1.040.1A	35	3	884.5.035.1A	5	11	88713.1091	1	21	88765.1086	1	22	88765.1297	1	23
866.1.058.1A	38	3	884.5.036.1A	12	7	88713.1096	1a	8	88765.1126	1b	6	88765.1322	1	18
872.1.019.1A	32	6	884.5.036.1A	9	25	88713.1215	1	9	88765.1126A	1b	4	88765.1369A	1b	24
872.1.026.1A	30	18	886.1.013.1A	36	4	88713.1344	1a	3	88765.1126B	1b	12	88765.1369B	1b	24
872.1.028.1A	26	21	886.4.028.1A	15	28	88713.1515	1a	5	88765.1126C	1b	11	88765.1369C	1b	24
873.1.039.1A	9	5	886.4.033.1A	11	23	88713.1749	1	24	88765.1126D	1b	14	88765.1369D	1b	24
875.1.063.1A	33	15	886.4.035.1A	11	8	88713.1994	1	25	88765.1126E	1b	9	88765.1369E	1b	24
875.1.065.1A	1c	3	886.4.037.1A	9	4	88713.2009	1	30	88765.1126F	1b	13	88765.1371	1b	25
876.1.066.1A	34	14	886.4.042.1A	36	5	88713.2011	1	17	88765.1126G	1b	17	88765.1372	1b	26
876.1.082.1A	34	1	886.4.043.1A	4	17	88713.2036	1	19	88765.1126H	1b	16	88765.1373	1b	27
877.1.039.1A	29	16	886.4.049.1A	36	6	88713.2092	1	28	88765.1126L	1b	19	88765.1374	1b	28
877.2.002.1A	34	7	886.4.090.1A	5	14	88713.2103	1	3	88765.1126M	1b	18	88765.1375AF	1	27
881.1.010.1C	12	18	88700.5644	1	31	88713.2107	1	1	88765.1126N	1b	7	88765.1375BF	1	27
CATALOGUE No: ISSUED:	915.1.148.2D 10 - 05						CATALOGUE No: ISSUED:	915.1.148.2D 10 - 05						

CODE No.	Drwg.	POS. N.	CODE No.	Drwg.	POS. N.	CODE No.	Drwg.	POS. N.	CODE No.	Drwg.	POS. N.	CODE No.	Drwg.	POS. N.
88765.1375CF	1	27	93823.2018	4	18									
88765.1375DF	1	27	93823.3156	10	34									
88765.1375EF	1	27	93827.0114	10	28									
893.1.005.1A	5	15	93827.0114	5	12									
893.4.005.1A	29	22	93827.0114	9	22									
893.4.009.1A	28	9	94247.0014	10	5									
894.2.009.1A	9	19	94247.0014	11	15									
895.4.001.2A	35	15	98112.0002	1	4									
8A00.67997	29	39												
8A00.67997	3	14												
8A00.69056	24	3												
913.7.082.1E	37	16												
913.7.082.1F	37	16												
913.7.082.1G	37	16												
913.7.082.1H	37	16												
913.7.082.1H	37	16												
914.7.023.1A	1b	2												
914.7.023.1B	1b	2												
914.7.023.1C	1b	2												
914.7.023.1D	1b	2												
914.7.023.1E	1b	2												
926.1.001.1A	24	18												
930.1.004.1A	26	5												
930.4.091.1A	5	9												
93781.1824	33	2												
93783.1524	11	11												
93785.1830	10	16												
CATALOGUE No: ISSUED:	915.1.148.2D 10 - 05		CATALOGUE No: ISSUED:	915.1.148.2D 10 - 05										