

GENERAL INFORMATION

The present *spare parts* order exactly the right spare parts.

When ordering specify:

- 1) the part's code number followed by its description;
- 2) the motorcycle's serial number, stamped on the steering head.

Reference to right and left apply to the vehicle in terms of its direction of movement.

VALIDITY

f.m. Until V.I.N.
d.m. From V.I.N.
f.m.m. Up to engine number
d.m.m. From engine number

- RED motorcycle
- BLACK motorcycle
- ▲ YELLOW motorcycle
- ◆ GREY motorcycle
- ▼ BLEU motorcycle

All data are subject to modification without prior notice.

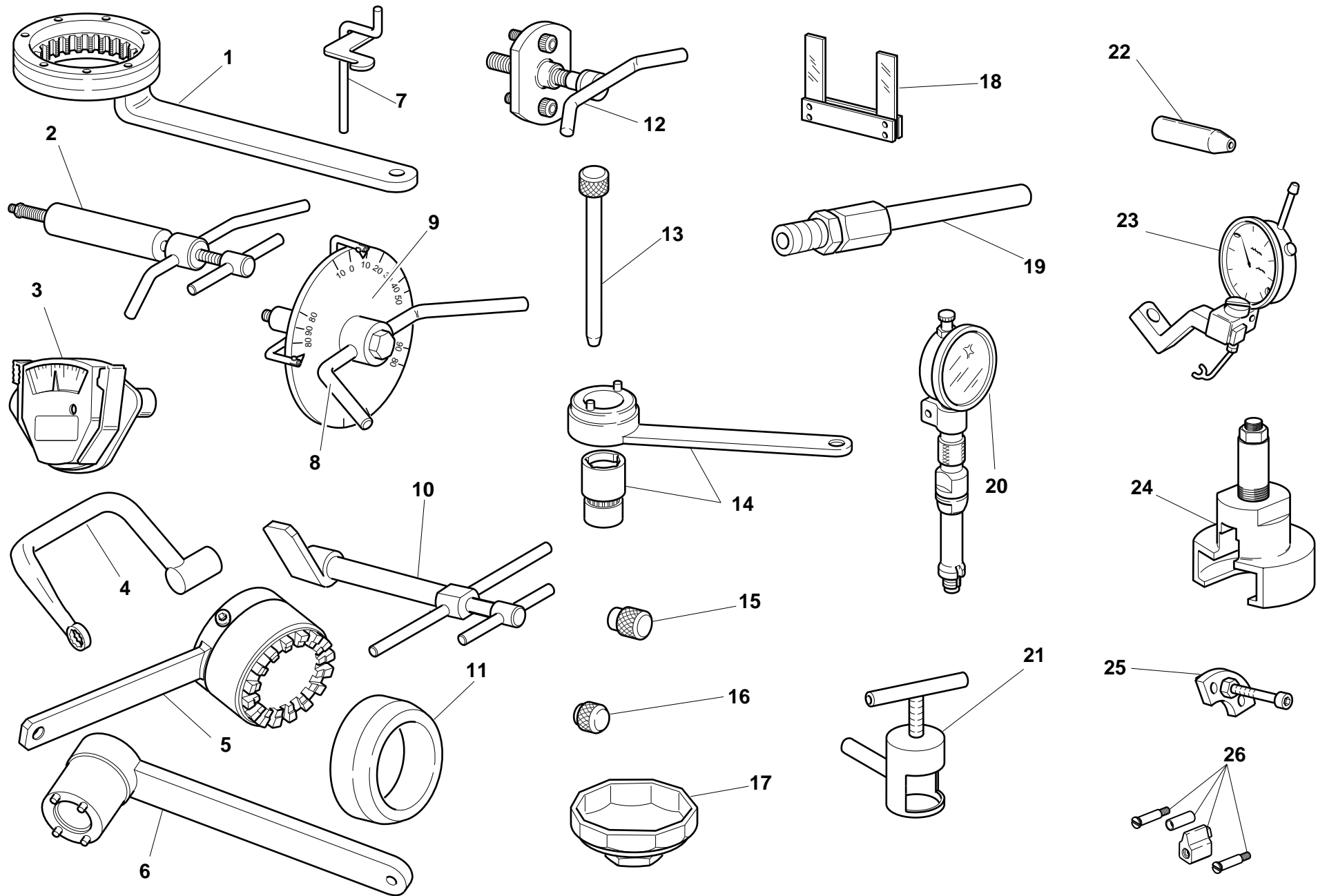
Ducati Motor S.p.A.
Uffici Commerciali Amministrativi:
Via A. Cavalieri Ducati n. 3
40132 Bologna, Italy
Telefono 051 641311
Fax 051 406580
Internet www.ducati.com

page	CONTENTS
4 001	WORKSHOP SPECIAL TOOLS
6 001.1	WORKSHOP SPECIAL TOOLS
8 001.2	DIAGNOSIS TESTER MATHESIS
10 002	GEARCHANGE
12 003	GEAR-BOX
14 004	CLUTCH
16 005	CLUTCH COVER
18 006	CRANKSHAFT
20 007	CYLINDERS - PISTONS
22 008	TIMING
24 009	FILTERS AND OIL PUMP
26 010	HALF CRANKCASES
28 011	ALTERNATOR COVER
30 012	ELECTRIC STARTER AND IGNITION
32 013	HEAD: TIMING
34 014	VERTICAL HEAD
36 015	HORIZONTAL HEAD
38 016	INLET DICT
40 017	STANDS
42 018	ELECTRIC SYSTEM
44 019	BATTERY BOX MOUNT
46 020	EXHAUST SYSTEM
48 021	INSTRUMENT PANEL
50 022	FRONT HEAD-LIGHT
52 023	PLATE HOLDER - REAR LIGHT
54 024	FORK
56 025	FRONT AND REAR WHEELS
58 026	HALF HANDLEBARS
60 027	CLUTCH CONTROL
62 028	FRONT BRAKE
64 029	REAR BRAKE
66 030	FRAME
68 031	GEARCHANGE LEVER - FOOT REST
70 032	REAR FORK
72 033	REAR SUSPENSION
74 034	AIR INDUCTION - OIL VENT
76 035	OIL COOLER
78 036	FUEL TANK
80 037	FUEL SYSTEM
82 038	SEAT
84 039	FUEL INFEED
86 040	MARKING PLATES

DRAWING

001

WORKSHOP SPECIAL TOOLS




DRAWING

001

WORKSHOP SPECIAL TOOLS

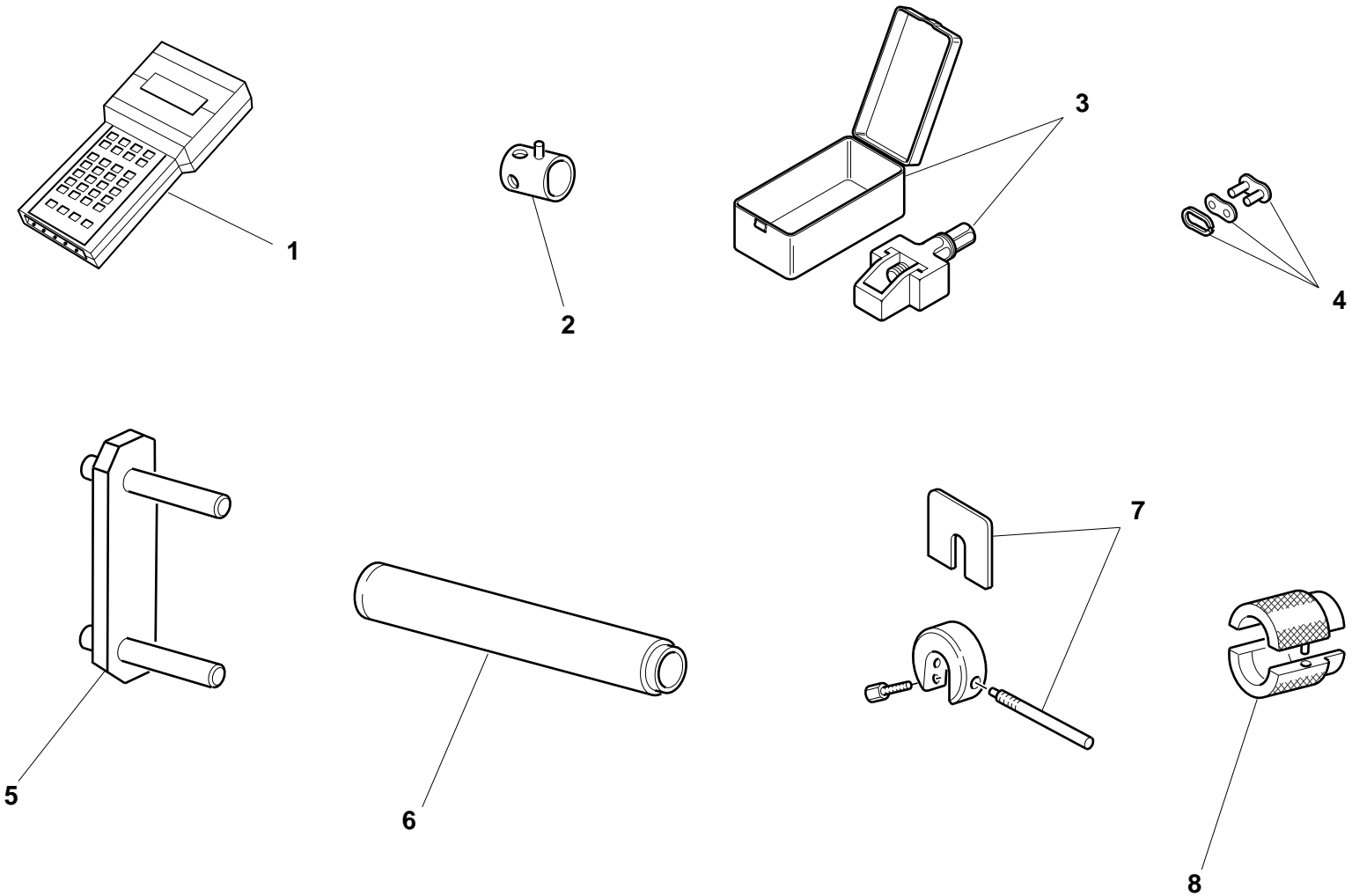
NOTES	NO.	CODE NO.	DESCRIPTION	VALIDITY	Q.TY	
	1	88713.0146	Frame-engine grounding cable		1	
	2	88713.0120	Rocker shaft extractor		1	
	3	051.2.001.1A	Torque wrench for timing belt		1	
	4	88713.1139	Head nuts holder wrench		1	
	5	88713.1419	Alternator holder wrench for tightening nut		1	
	6	88713.0137	Crankshaft gear holder wrench for tightening nut		1	
	7	88713.0143	Tool for assembling closing rocker and spring		1	
	8	98112.0002	Degree wheel		1	
	9	88713.0123	Degree wheel holder tool for ignition advance check		1	
	10	88713.1215	Torque wrench for timing belt		1	
	11	88700.5665	Sleeve for installing clutch bell gear		1	
	12	88713.0144	Extractor for removal of chain/generator cover		1	
	13	88713.0262	Pin for assembling rocker arms		1	
	14	88700.5644	Timing belt rollers holder wrench		1	
	15	0000.44119	Spacer for checking lower valve shim		1	
	16	0000.44120	Spacer for checking lower valve shim		1	
	17	0675.03.210	Wrench for removing oil filter cartridge		1	
	18	88765.1000	Fork feeler gauge 0.1 mm		1	
	18	88765.1005	Fork feeler gauge 0.2 mm		1	
	18	88765.1006	Fork feeler gauge 0.3 mm		1	
	19	88713.1010	Union for exhaust gas suction		1	
	20	88765.0968	T.D.C. control gauge		1	
	21	88713.1332	Extractor bushing bearing inner ring		1	
	22	88700.5749	Crankcases assembling cap		1	
	23	88765.1058	Valve lift gauge		1	
	24	88713.1502	Extractor for primary drive gear		1	

NOTES	NO.	CODE NO.	DESCRIPTION	VALIDITY	Q.TY	
	25	88713.1091	Plate for positioning gear engagement fork		1	
	26	88765.1086	Conversion kit for 4V belts tensioning tool		1	

DRAWING

001.1


WORKSHOP SPECIAL TOOLS



DRAWING

001.1

WORKSHOP SPECIAL TOOLS

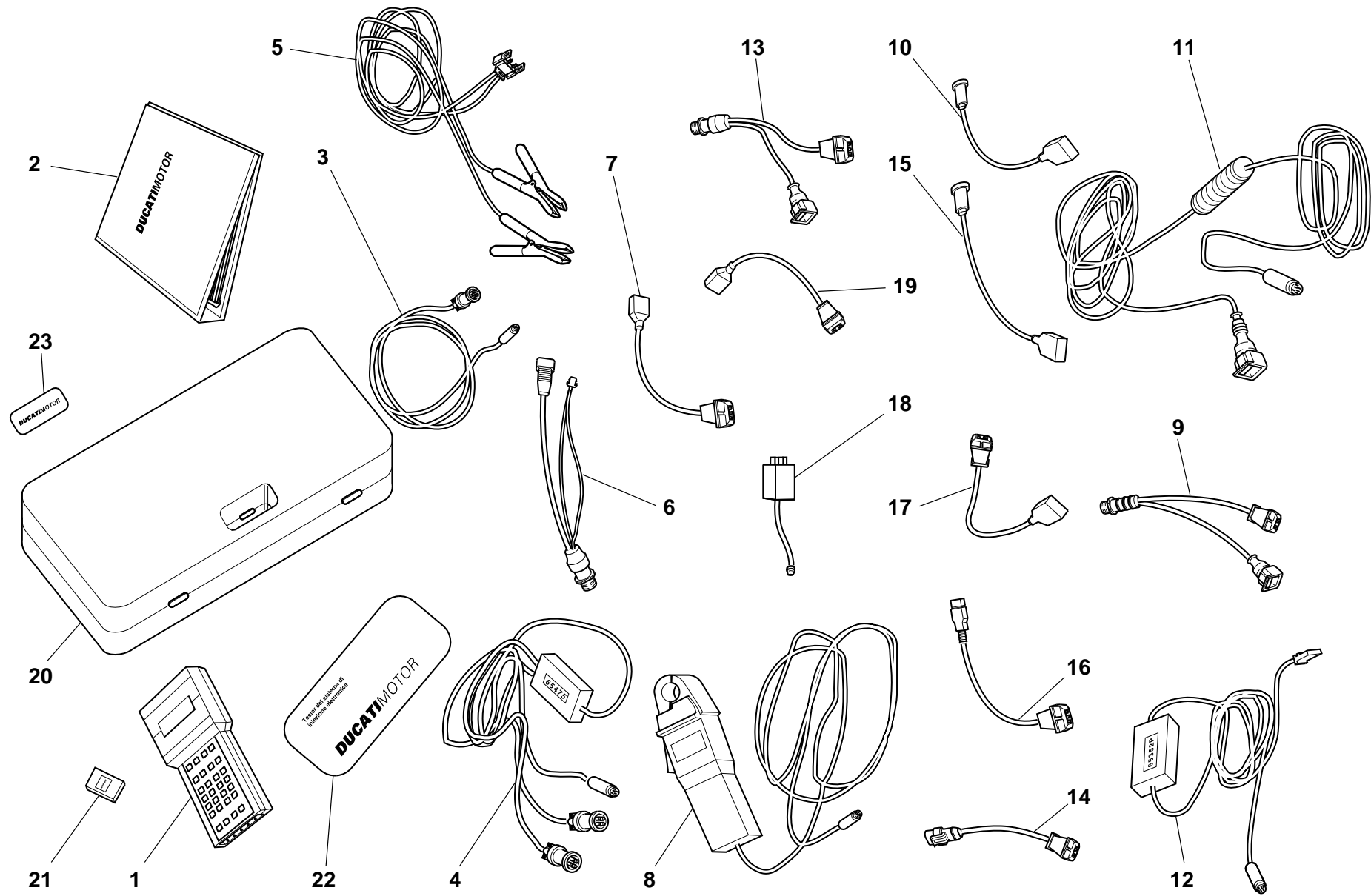
NOTES	NO.	CODE NO.	DESCRIPTION	VALIDITY	Q.TY	
I	1	88765.1068	Check intrument		1	
GB	1	88765.1069	Check intrument		1	
D	1	88765.1070	Check intrument		1	
F	1	88765.1071	Check intrument		1	
E	1	88765.1072	Check intrument		1	
	2	0000.70139	Wrench for front wheel spindle		1	
	3	88713.1344	Tool for assembling chain		1	
	4	677.4.002.1A	Coupling		1	
	5	88713.1515	Frame/engine mount		1	
	6	88713.1072	Stopper for driving the half bearing of the steering head base		1	
	7	88713.0957	Tool for holding SHOWA fork spacer		1	
	8	88713.1096	Tool for overhauling SHOWA forks - assembling seal ring		1	

NOTES	NO.	CODE NO.	DESCRIPTION	VALIDITY	Q.TY	
-------	-----	----------	-------------	----------	------	---

DRAWING

001.2

DIAGNOSIS TESTER MATHESIS




DRAWING

001.2

DIAGNOSIS TESTER MATHESIS

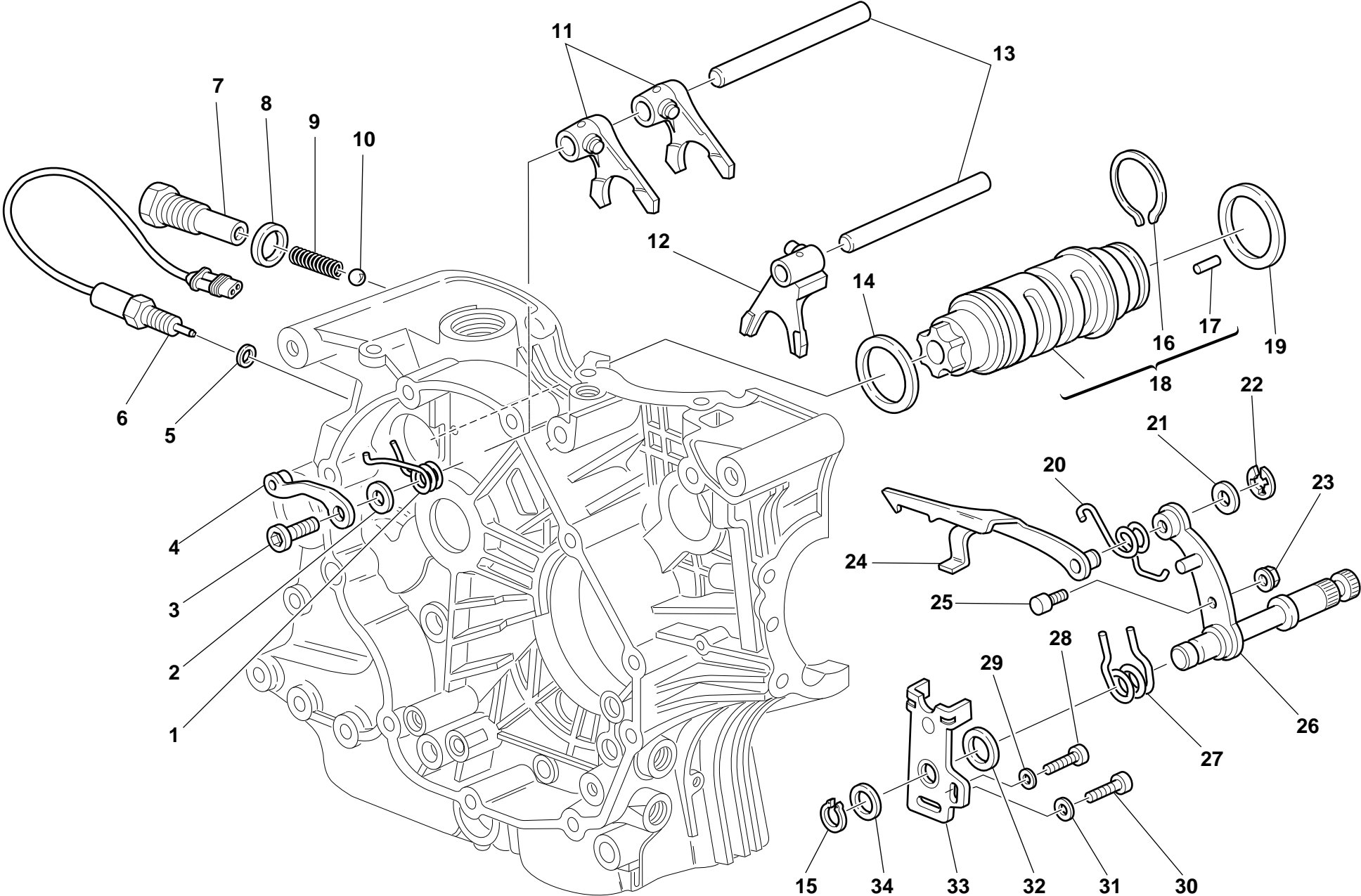
NOTES	NO.	CODE NO.	DESCRIPTION	VALIDITY	Q.TY	
	1	88765.1126Z	Bare Mathesis		1	
	2	914.7.023.1A	Italian manual		1	
	2	914.7.023.1B	English manual		1	
	2	914.7.023.1C	German manual		1	
	2	914.7.023.1D	Franch manual		1	
	2	914.7.023.1E	Spanish manual		1	
	3	88765.1126R	Main cable Mathesis		1	
	4	88765.1126A	Pickup Control cable		1	
	5	88765.1126Q	Battery mains cable		1	
	6	88765.1126	Mains cable adapter for self diagnosis		1	
	7	88765.1126N	Sensor for absolute pressure sampling		1	
	8	88765.1126V	Amperometer plier		1	
	9	88765.1126E	Adapter for 3 wires Pickup test cable		1	
	10	88765.1126P	Sensor for air temperature sampling		1	
	11	88765.1126C	Cable for potentiometer adjustment		1	
	12	88765.1126B	Test cable and speed indicator adjustment		1	
	13	88765.1126F	Adapter for 2 wires Pickup test cable		1	
	14	88765.1126D	Adapter for potentiometer adjustment		1	
	15	552.4.028.1A	Sensor for small throttle potentiometer sampling		1	
	16	88765.1126H	Sensor for throttle potentiomer sampling		1	
	17	88765.1126G	Sensor for air/water temperature sampling		1	
	18	88765.1126M	Sfety remote switch		1	
	19	88765.1126L	2 Wires sampling Pickup sensor		1	
	20	88765.1126U	Case with sponge		1	
	21	88765.1073	Italian memory card		1	
	21	88765.1074	English memory card		1	

NOTES	NO.	CODE NO.	DESCRIPTION	VALIDITY	Q.TY	
	21	88765.1075	German memory card		1	
	21	88765.1076	French memory card		1	
	21	88765.1077	Spanish memory card		1	
	22	88765.1126S	DUCATI sticker for case		1	
	23	88765.1126T	DUCATI sticker RH/LH side		1	

DRAWING

002

GEARCHANGE




DRAWING

002

GEARCHANGE

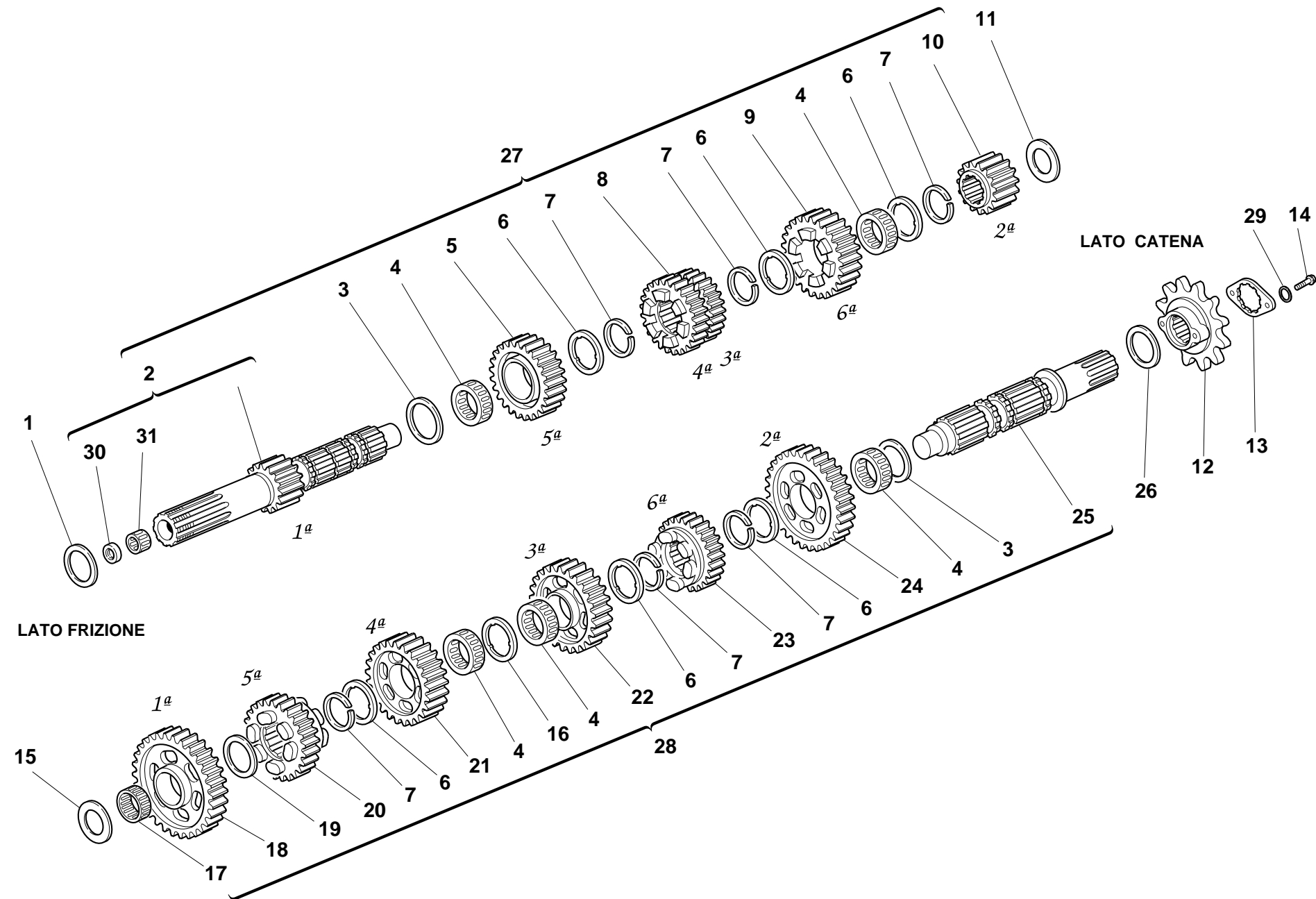
NOTES	NO.	CODE NO.	DESCRIPTION	VALIDITY	Q.TY	
	1	799.1.049.1A	Return spring		1	
	2	852.1.053.1A	Washer		1	
	3	779.1.039.1A	Special screw		1	
	4	455.2.003.1A	Gear stopper assembly		1	
	5	0150.92.280	Gasket th.2		1	
	5	0504.03.085	Gasket th.1,5		1	
	5	852.1.111.1A	Gasket th.0.5		1	
	6	539.1.021.1A	Switch		1	
	7	779.1.203.1A	Push rod holder		1	
	8	0272.91.090	Gasket		1	
	9	0660.13.143	Gear selector spring		1	
	10	76835.1134	Ball		1	
	11	180.1.001.1A	1st,4th-2nd,3rd gear selector fork		2	
	12	180.1.002.1A	5th,6th gear selector fork		1	
	13	0660.13.070	Fork pin		2	
	14	852.1.005.1A	Shim th. 1		1	
	15	73500.1542	Circlip		1	
	16	882.1.006.1A	Needle retaining ring (square cross-section)		1	
	17	821.1.070.1A	Special roller (square cross-section)		6	
	18	182.2.010.1A	Complete gearbox drum		1	
	19	0660.13.060	Shim th. 1		1	
	19	852.1.094.1A	Shim th. 0.9		1	
	20	799.1.025.1A	Fork return spring		1	
	21	0400.09.050	Shim th. 0.5		1	
	21	0765.92.205	Shim th. 0.2		2	
	22	0214.07.350	Ring		1	

NOTES	NO.	CODE NO.	DESCRIPTION	VALIDITY	Q.TY	
	23	750.5.001.1A	Nut		1	
	24	180.1.008.1A	Gearbox drum control fork		1	
	25	0660.13.165	Gearchange lever pin		1	
	26	821.1.001.1A	Pin with gearchange lever		1	
	27	0799.13.110	Gearchange lever return spring		1	
	28	60N102509	Screw		1	
	29	462.3.003.8A	Washer		1	
	30	771.5.122.2B	Screw		1	
	31	462.3.003.7A	Washer		1	
	32	881.1.012.1A	Centering ring		1	
	33	826.1.009.1A	Stopper plate		1	
	34	0400.29.125	Shim th. 0.2		2	
	34	0400.29.126	Shim th. 0.5		1	


DRAWING


003

GEAR-BOX



DRAWING **003** GEAR-BOX

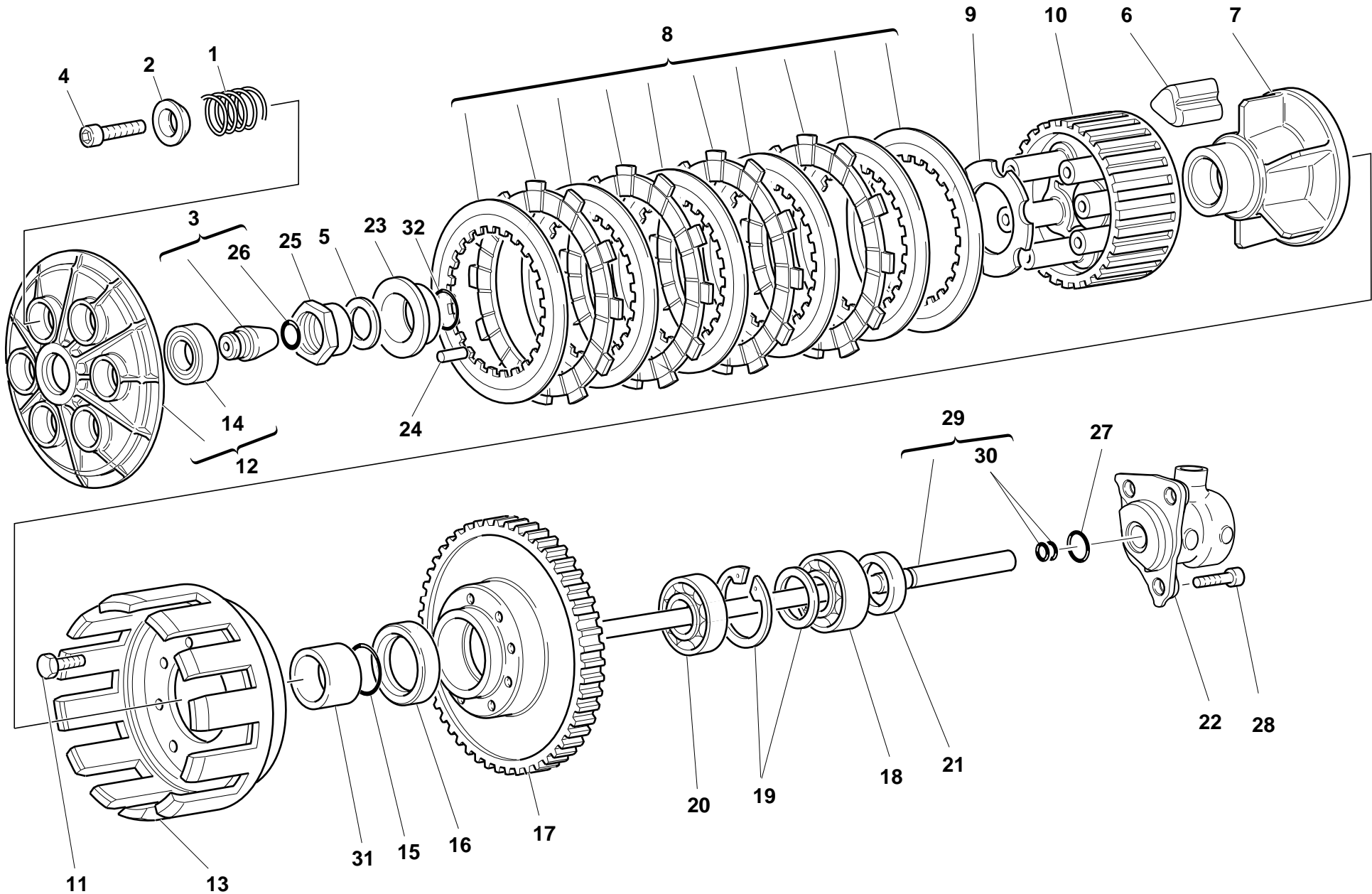
NOTES	NO.	CODE NO.	DESCRIPTION	VALIDITY	Q.TY	
	1	0251.47.050	Shim th. 1		1	
	1	0251.47.054	Shim th. 1.2		1	
	1	852.1.108.1AH	Shim th. 0.9		1	
	1	852.1.108.1AL	Shim th. 1,1		1	
	1	852.1.108.1AN	Shim th. 1,3		1	
	2	150.2.006.1A	Gearbox main shaft		1	
	3	0670.16.150	Shim th. 0.5		2	
	4	701.4.005.1A	Needle bearing		5	
	5	172.1.004.1C	Driving gear 5th sp.		1	
	6	856.1.001.1A	Grooved washer th. 0.5		6	
	7	0670.16.145	Snap ring		6	
	8	172.1.003.1C	Driving gear 3rd/4th sp.		1	
	9	172.1.005.1C	Driving gear 6th sp.		1	
	10	172.1.002.1B	Driving gear 2nd sp.		1	
	11	0670.16.163	Shim th. 1.8		1	
	11	0670.16.164	Shim th. 2		1	
	11	713.1.014.1A	Shim th. 1.5		1	
	11	713.1.014.1B	Shim th. 1.7		1	
	11	713.1.014.1E	Shim th. 1.6		1	
	11	713.1.014.1F	Shim th. 1.9		1	
	12	449.1.035.1A	Chain sprocket Z=15		1	
	13	826.1.011.1A	Sprocket keep plate		1	
	14	771.5.040.0C	Screw		2	
	15	0670.16.164	Shim th. 2		1	
	15	0670.16.165	Shim th. 2.2		1	
	15	0670.16.184	Shim th. 1		1	

NOTES	NO.	CODE NO.	DESCRIPTION	VALIDITY	Q.TY	
	15	0670.16.185	Shim th. 1.2		1	
	15	713.1.011.1A	Shim th. 2.3		1	
	15	713.1.014.1A	Shim th. 1.5		1	
	15	713.1.014.1E	Shim th. 1.6		1	
	16	856.1.031.1A	Grooved washer th. 0.5		1	
	17	76402.0002	Needle bearing		1	
	18	172.1.006.1B	Driven gear 1st sp.		1	
	19	0670.16.155	Shim th. 1		1	
	20	172.1.010.1C	Driven gear 5th sp.		1	
	21	172.1.009.1C	Driven gear 4th sp.		1	
	22	172.1.008.1C	Driven gear 3rd sp.		1	
	23	172.1.011.1C	Driven gear 6th sp.		1	
	24	172.1.007.1B	Driven gear 2nd sp.		1	
	25	149.1.024.1A	Gearbox lay shaft		1	
	26	0670.16.170	Shim th. 0.8		1	
	26	0670.16.171	Shim th. 1		1	
	26	852.1.105.1AB	Shim th. 0.9		1	
	26	852.1.105.1AD	Shim th. 1,1		1	
	26	852.1.105.1AG	Shim th. 0.7		1	
	27	150.2.047.1A	Complete main shaft		1	
	28	150.2.048.1A	Complete lay shaft		1	
	29	734005N01	Spring washer		2	
	30	93783.0812	Seal ring		1	
	31	76270.0827	Needle bearing		1	

DRAWING

004

CLUTCH




DRAWING

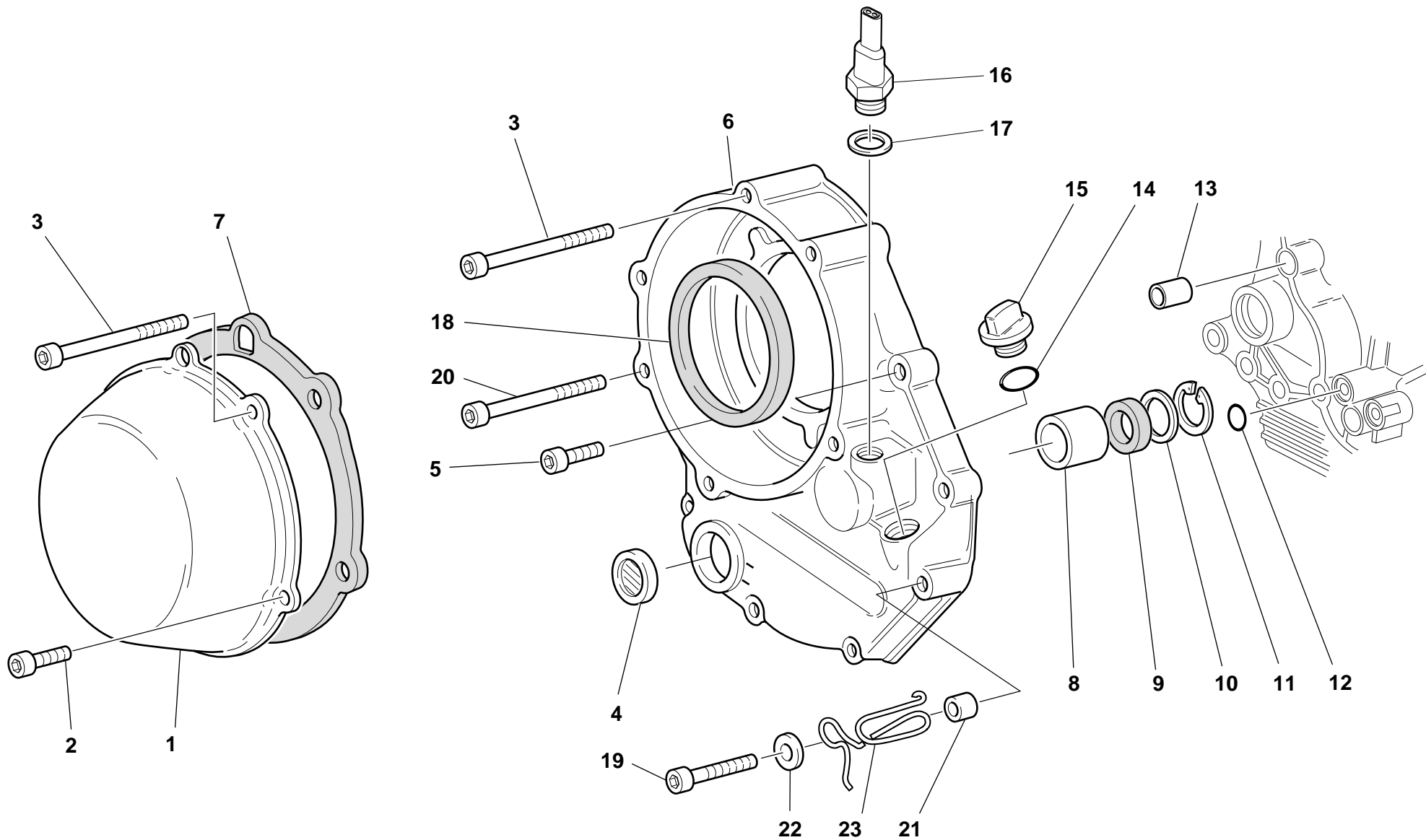
004

CLUTCH

NOTES	NO.	CODE NO.	DESCRIPTION	VALIDITY	Q.TY	
	1	0659.16.558	Clutch spring		6	
	2	841.1.002.2A	Retainer		6	
	3	818.2.009.1A	Clutch control pin		1	
	4	771.5.043.2B	Screw		6	
	5	851.4.001.1A	Lock washer		1	
	6	764.1.003.1B	Rubber pad		12	
	7	162.1.001.1B	Plate holder hub		1	
	8	190.2.001.3A	Clutch plates set		1	
	9	851.1.001.1B	Lock washer		1	
	10	196.1.001.1B	Clutch drum		1	
	11	70610.8120	Screw		8	
	12	194.2.001.1B	Pressure plate		1	
	13	198.1.027.1A	Clutch housing		1	
	14	702.5.016.1A	Bearing		1	
	15	463.2.053.7A	O-ring		1	
	16	463.4.026.9A	Seal ring		1	
	17	170.2.020.1B	Clutch/crankshaft gears pair		1	
	18	75113.2566	Bearing		1	
	19	881.2.001.1A	Circlip - spacer		1	
	20	463.7.022.6A	Bearing		1	
	21	0660.16.145	Spacer		1	
	22	195.4.003.1A	Piston assembly		1	
	23	710.1.002.1A	Bush		1	
	24	74224.0570	Pin		1	
	25	750.1.002.1B	Nut		1	
	26	0400.17.030	O-ring		1	

NOTES	NO.	CODE NO.	DESCRIPTION	VALIDITY	Q.TY	
	27	0647.92.170	O-ring		1	
	28	60N107335	Screw		3	
	29	117.2.006.1A	Clutch control rod		1	
	30	93823.2018	O-ring		2	
	31	713.1.012.1B	Spacer		1	
	32	93823.0128	O-ring		1	


DRAWING **005** CLUTCH COVER



DRAWING

005

CLUTCH COVER

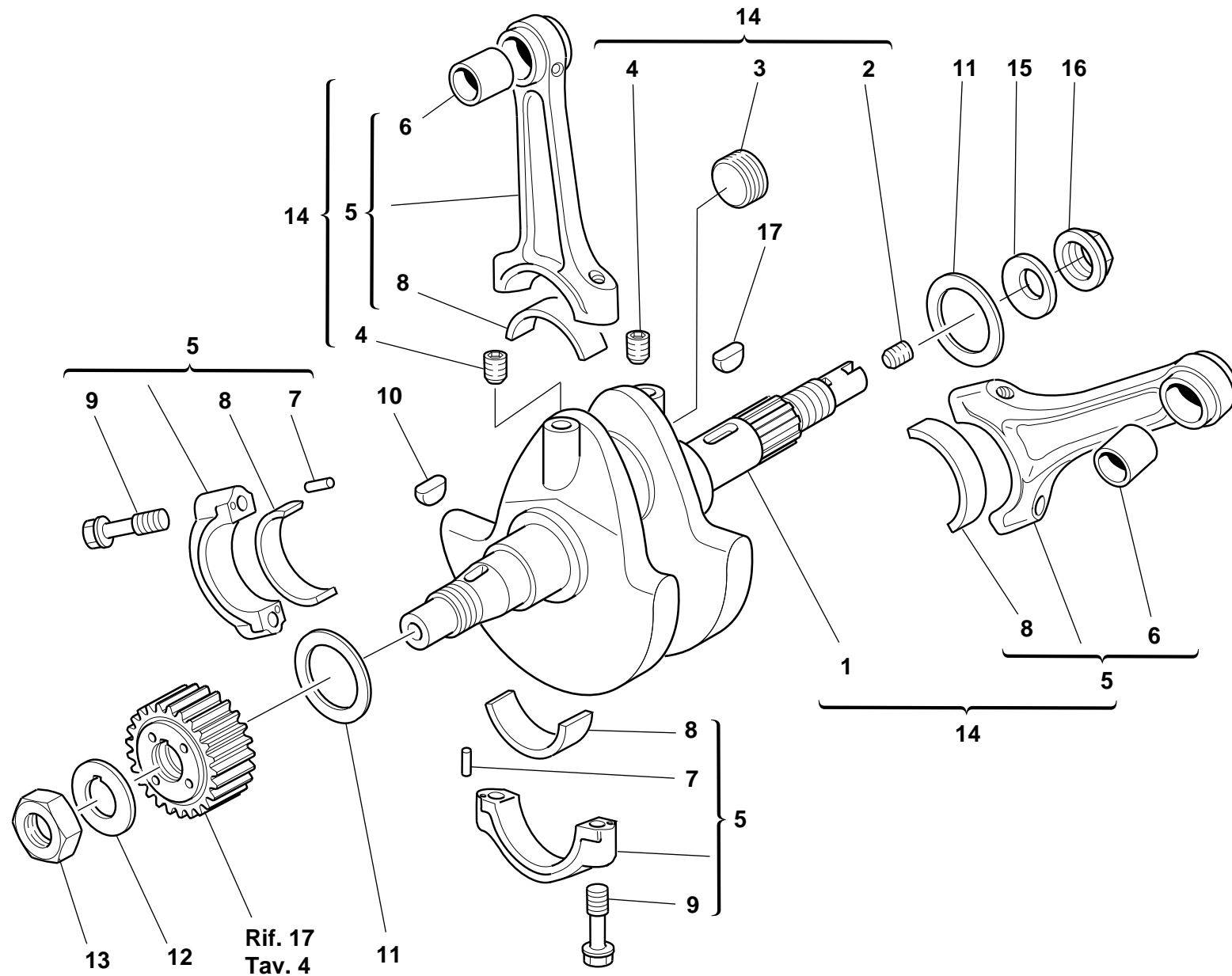
NOTES	NO.	CODE NO.	DESCRIPTION	VALIDITY	Q.TY	
	1	243.1.025.1AD	Clutch protection cover		1	
	2	60N102509	Screw		2	
	3	417.6.075.9A	Screw		3	
	4	254.4.001.1A	Oil level inspection cap		1	
	5	60N102510	Screw		5	
	6	243.2.004.1BB	Cover clutch side		1	
	7	788.1.052.1A	Cover gasket		1	
	8	0665.49.680	Bush		1	
	9	93784.2030	Seal ring		1	
	10	852.1.008.1A	Shim th. 0.5		1	
	11	73503.3075	Circlip		1	
	12	93827.0114	O-ring		1	
	13	0400.49.240	Locating bush		1	
	14	93823.2082	O-ring		1	
	15	893.1.005.1A	Cap		1	
	16	539.4.030.1A	Switch		1	
	17	0150.70.120	Gasket th.2		1	
	18	463.4.047.7A	Ring		1	
	19	771.5.072.2B	Screw		1	
	20	771.5.078.2B	Screw		1	
	21	0675.49.540	Spacer		1	
	22	734306N01	Washer		1	
	23	881.1.030.1A	Holder		1	

NOTES	NO.	CODE NO.	DESCRIPTION	VALIDITY	Q.TY	
-------	-----	----------	-------------	----------	------	---

DRAWING

006

CRANKSHAFT




DRAWING

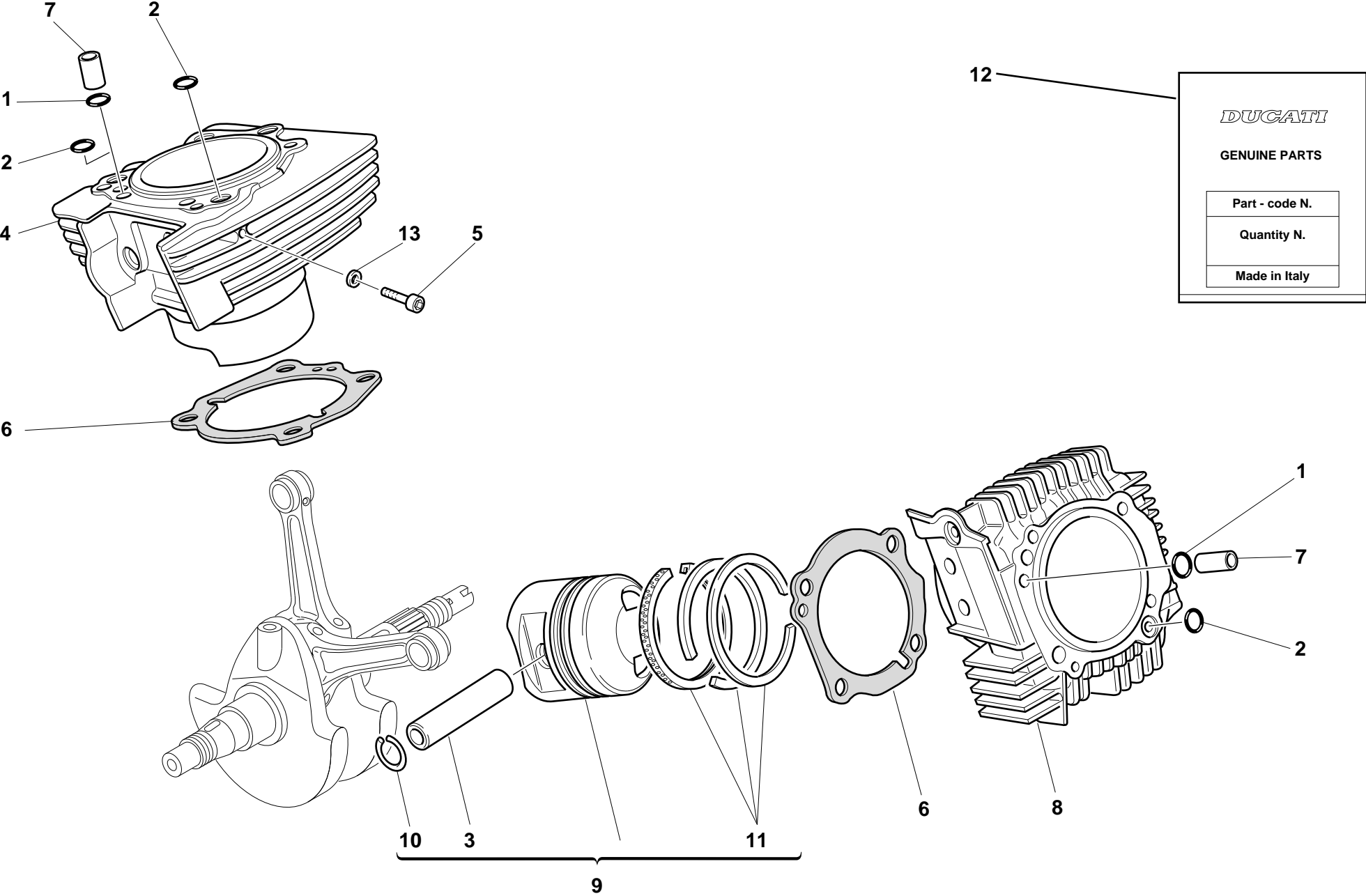
006

CRANKSHAFT

NOTES	NO.	CODE NO.	DESCRIPTION	VALIDITY	Q.TY	
	1	146.2.061.1A	Crankshaft (items 2-3-4 included)		1	
	2	779.1.109.1A	Special screw		1	
	3	780.1.016.1A	Cap		1	
	4	72121.2106	Threaded dowel		2	
	5	158.2.002.2A	Connecting rods pair (6-7-8 included)		1	
	6	711.1.007.1A	Bush		2	
	7	74224.0570	Pin		4	
	8	112.1.001.1A	Standard half-bearing		4	
	8	112.1.001.1AB	Undersize half-bearing 0.25		4	
	8	112.1.001.1AC	Undersize half-bearing 0.50		4	
	9	779.1.007.2A	Special screw		4	
	10	74172.1008	Woodruff key		1	
	11	852.1.104.1A	Shim th. 1.9		1	
	11	852.1.104.1B	Shim th. 1.95		1	
	11	852.1.104.1C	Shim th. 2		1	
	11	852.1.104.1D	Shim th. 2,05		2	
	11	852.1.104.1E	Shim th. 2,1		1	
	11	852.1.104.1F	Shim th. 2,15		1	
	11	852.1.104.1G	Shim th. 2.2		1	
	11	852.1.104.1H	Shim th. 2.25		1	
	11	852.1.104.1I	Shim th. 2.3		1	
	11	852.1.104.1J	Shim th. 2.35		1	
	11	852.1.104.1K	Shim th. 2,4		1	
	11	852.1.104.1L	Shim th. 2,45		1	
	11	852.1.104.1M	Shim th. 2.5		1	
	11	852.1.104.1N	Shim th. 2.55		1	

NOTES	NO.	CODE NO.	DESCRIPTION	VALIDITY	Q.TY	
	12	0619.47.030	Lock washer		1	
	13	0660.47.040	Nut		1	
	14	145.2.034.1A	Complete connecting rods assembly		1	
	15	799.1.051.2A	Spring washer		1	
	16	750.1.012.2A	Nut		1	
	17	0755.29.025	Woodruff key		1	



DRAWING **007** CYLINDERS - PISTONS



DRAWING

007

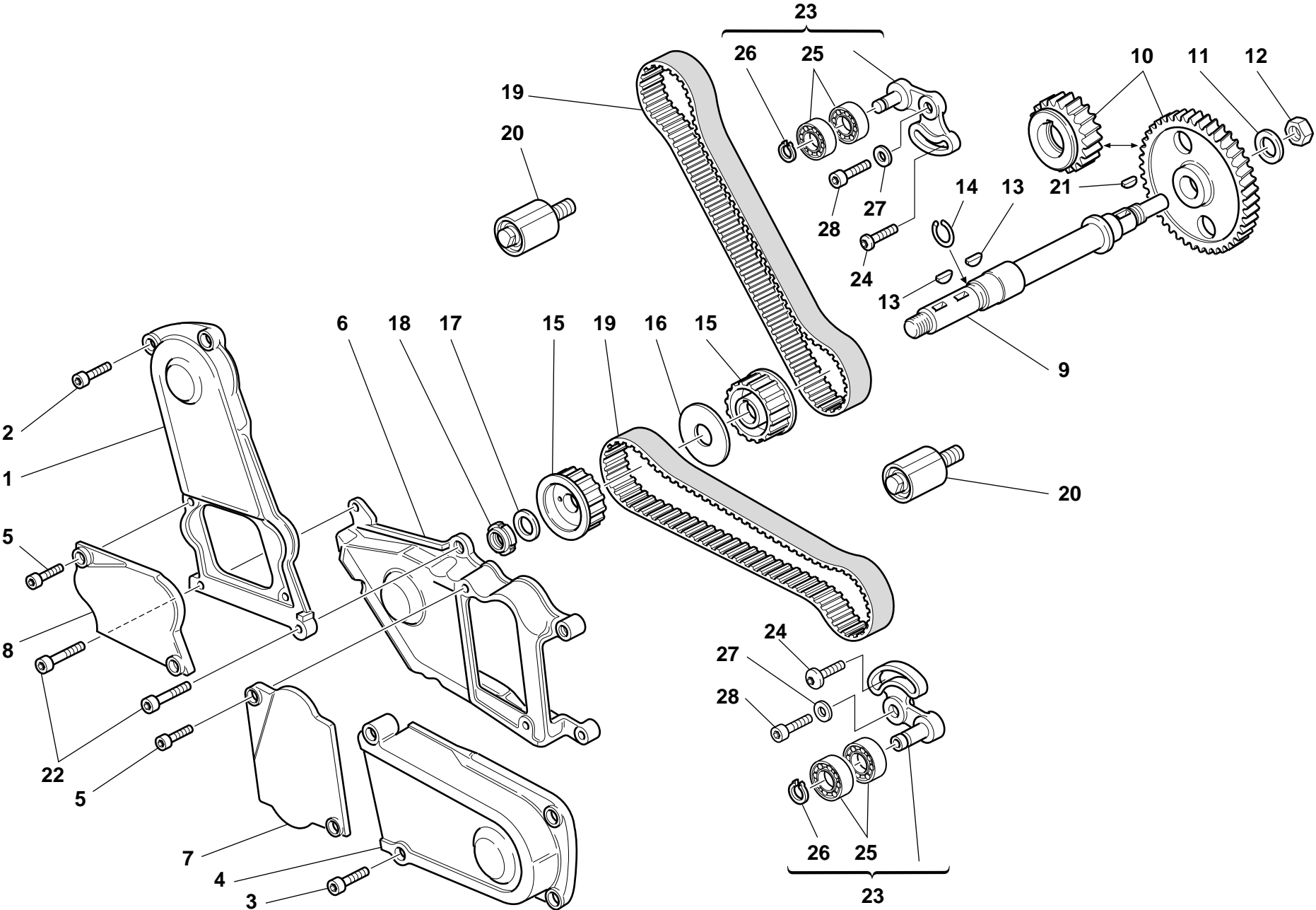
CYLINDERS - PISTONS

NOTES	NO.	CODE NO.	DESCRIPTION	VALIDITY	Q.TY		NOTES	NO.	CODE NO.	DESCRIPTION	VALIDITY	Q.TY	
	1	0400.17.030	O-ring		2								
	2	463.2.019.6A	O-ring		3								
	3	121.1.040.1A	Piston pin		2								
	4	120.2.051.2A	Vertical cylinder-piston fit		1								
	5	70700.6208	Screw		2								
	6	786.1.060.1A	Cylinder-crankcase gasket th. 0.4		2								
	7	0805.17.125	Bush		2								
	8	120.2.052.2A	Horizontal cylinder-piston fit		1								
	9	122.2.050.1B	Complete piston		2								
	10	884.4.011.1A	Piston pin circlip		4								
	11	121.2.029.1B	Piston rings set		2								
	12	791.2.003.1A	Head-cylinder gaskets set		1								
	13	420.2.000.7A	Copper gasket		2								

DRAWING

008

TIMING




DRAWING

008

TIMING

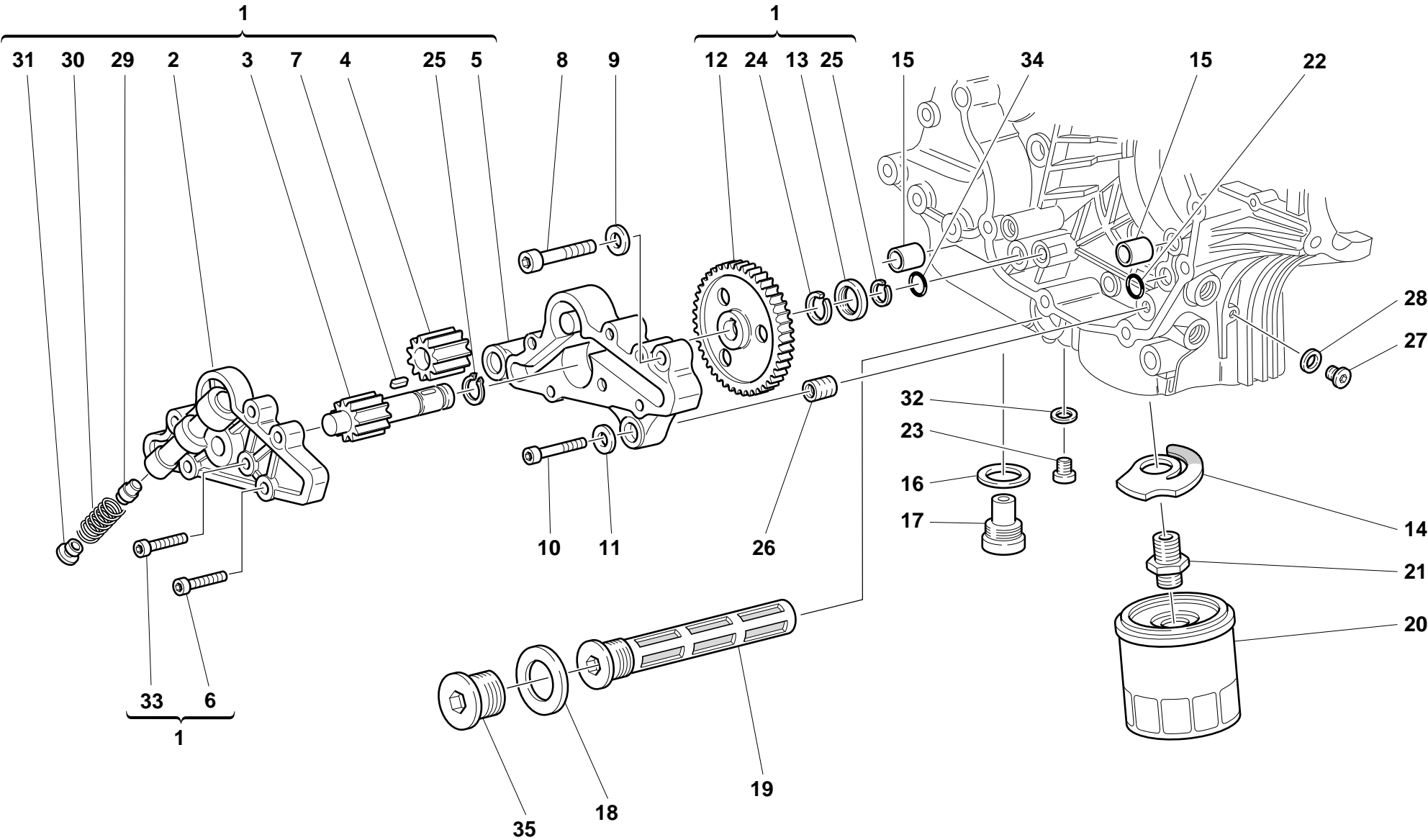
NOTES	NO.	CODE NO.	DESCRIPTION	VALIDITY	Q.TY	
	1	245.1.007.1AC	Vertical timing belt cover (GREY)		1	
	2	60N102505	Screw		4	
	3	60N102509	Screw		2	
	4	245.1.008.1AC	Horizontal timing belt cover (GREY)		1	
	5	771.5.040.2BB	Screw		4	
	6	245.1.006.1AC	Central cover timing side		1	
	7	245.1.010.1AC	Horizontal tensioner roller cover		1	
	8	245.1.009.1AC	Vertical tensioner roller cover		1	
	9	147.1.015.1A	Lay shaft		1	
	10	171.2.020.2B	Timing gears pair		1	
	11	0400.29.040	Lock washer		1	
	12	0124.40.060	Hexagon nut		1	
	13	74172.1008	Woodruff key		2	
	14	882.1.003.1A	Snap ring		1	
	15	255.1.001.1B	Timing belt roller		2	
	16	856.1.002.1A	Belt roller separating washer		1	
	17	0797.69.040	Washer		1	
	18	72944.1542	Elastic-stop ring nut		1	
	19	737.4.002.3A	Timing drive toothed belt		2	
	20	451.1.025.1A	Fixed tensioner assembly		2	
	21	0755.29.025	Woodruff key		2	
	22	771.5.069.2BB	Screw		2	
	23	451.2.006.1A	Complete vertical cylinder tensioner roller		2	
	24	772.1.010.2A	Screw		2	
	25	75166.1238	Bearing		4	
	26	0214.07.350	Ring		2	

NOTES	NO.	CODE NO.	DESCRIPTION	VALIDITY	Q.TY	
	27	462.3.003.7A	Washer		2	
	28	771.5.122.2B	Screw		2	

DRAWING

009

FILTERS AND OIL PUMP




DRAWING

009

FILTERS AND OIL PUMP

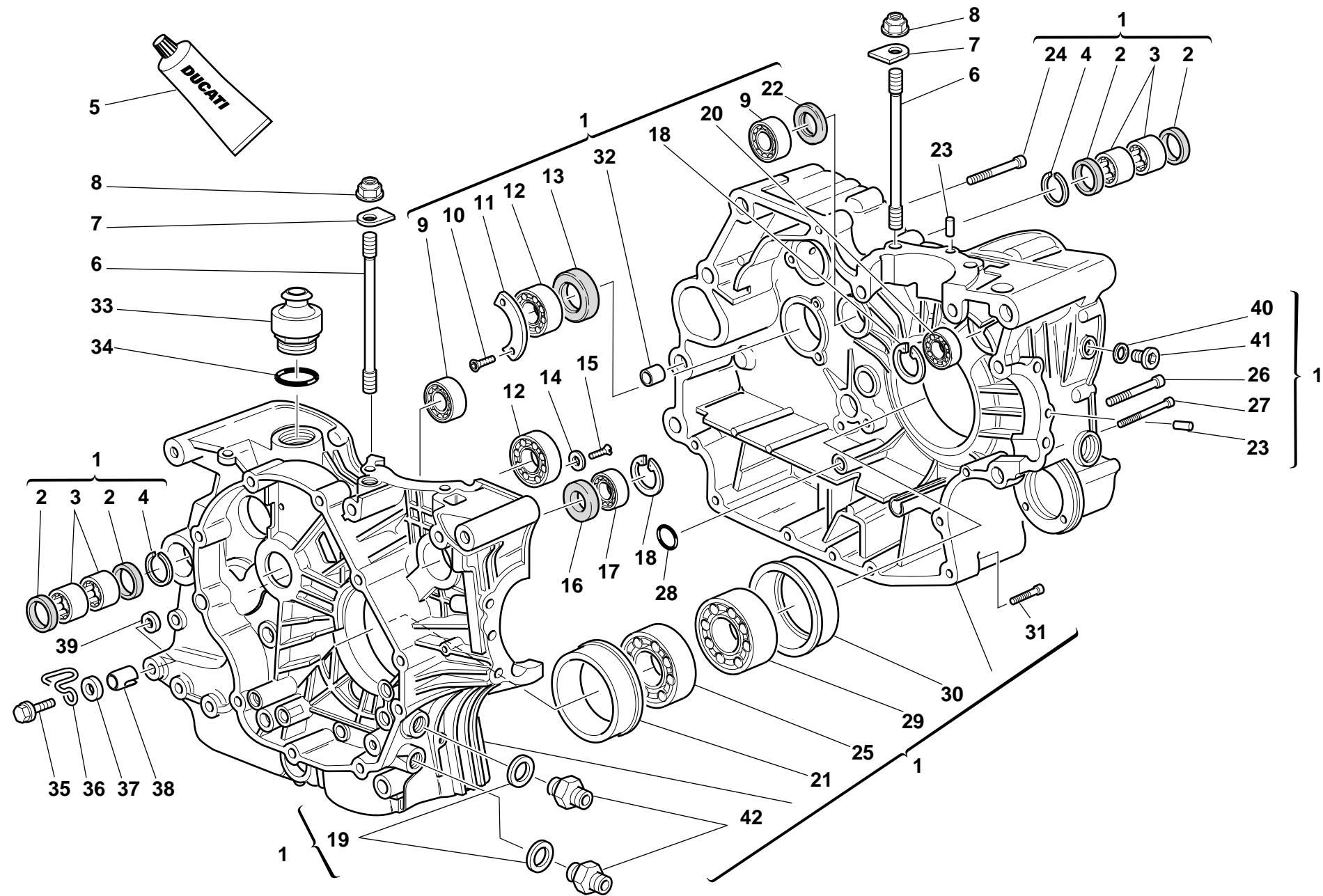
NOTES	NO.	CODE NO.	DESCRIPTION	VALIDITY	Q.TY	
	1	174.2.025.3A	Complete oil pump		1	
	2	247.1.104.1A	Pump cover		1	
	3	174.1.002.1A	Pump driving gear		1	
	4	0660.70.065	Pump driven gear		1	
	5	250.2.030.3A	Pump body		1	
	6	779.5.020.1A	Screw		3	
	7	680.1.001.1B	Woodruff key		1	
	8	771.5.129.2B	Screw		2	
	9	462.4.037.8A	Spring washer		2	
	10	60N102510	Screw		1	
	11	462.4.037.6A	Spring washer		1	
	12	174.1.025.1A	Pump drive gear		1	
	13	710.1.001.1A	Bush		1	
	14	799.2.077.2A	Bypass spring		1	
	15	0759.49.280	Locating bush		2	
	16	220.3.208.3A	Gasket		1	
	17	0660.49.053	Oil drain plug with magnet		1	
	18	852.5.005.1A	Gasket		1	
	19	894.2.009.1A	Oil filter		1	
	20	0905.49.960	Oil filter cartridge		1	
	21	0670.49.910	Nipple		1	
	22	93827.0114	O-ring		2	
	23	779.1.198.1A	Cap		1	
	24	76267.0012	Snap ring		1	
	25	73500.1237	Circlip		2	
	26	0670.49.310	Reduction bush		1	

NOTES	NO.	CODE NO.	DESCRIPTION	VALIDITY	Q.TY	
	27	779.1.162.1A	Cap		1	
	28	0150.70.120	Gasket th.2		1	
	29	593.1.018.1A	Bypass valve		1	
	30	799.1.055.1A	Bypass spring		1	
	31	780.1.018.1A	Bypass cap		1	
	32	852.1.120.1A	Aluminium gasket		2	
	33	779.5.019.1A	Screw		3	
	34	886.4.037.1A	O-ring		1	
	35	873.1.037.1A	Cap		1	

DRAWING

010

HALF CRANKCASES




DRAWING

010

HALF CRANKCASES

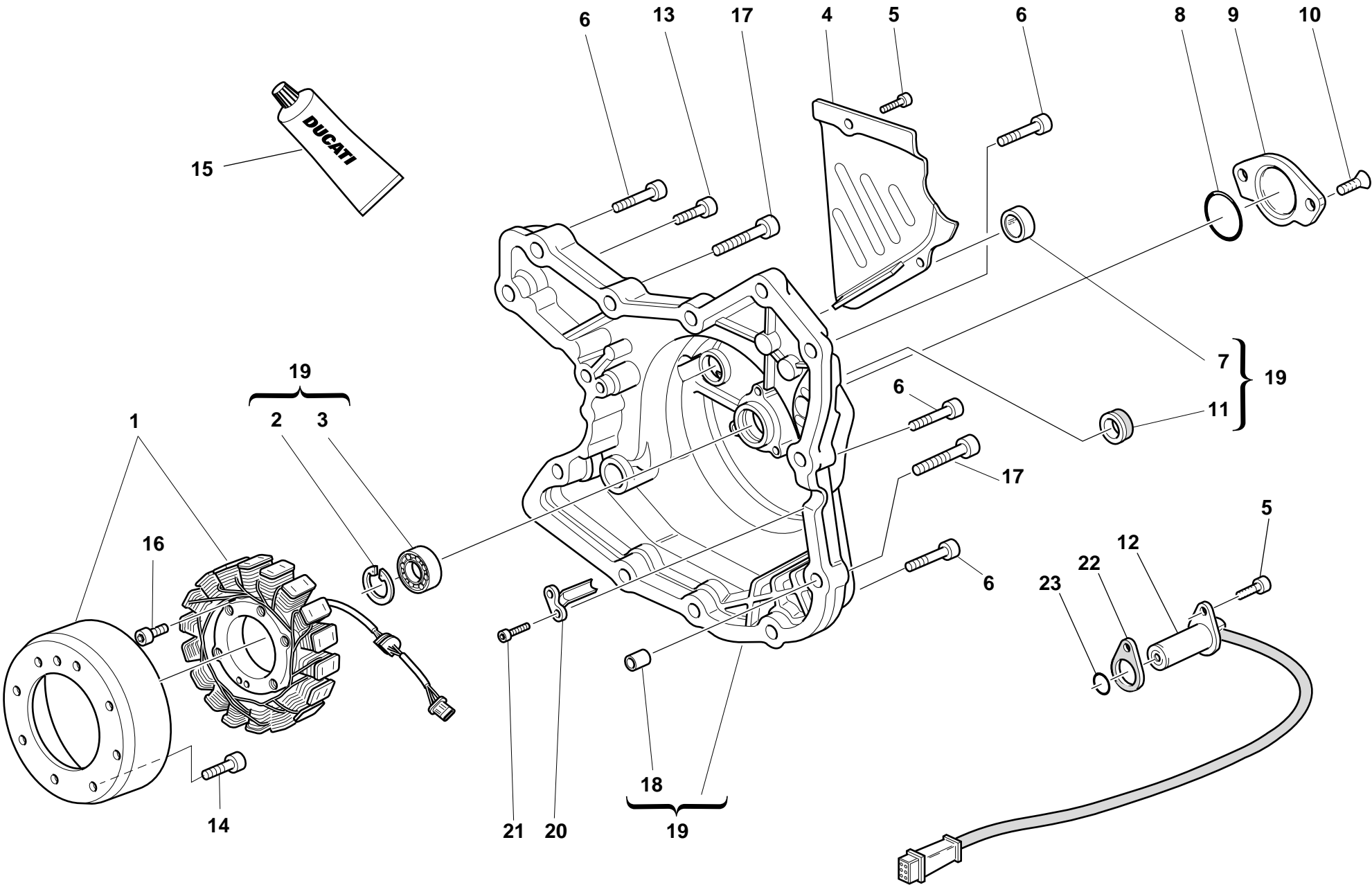
NOTES	NO.	CODE NO.	DESCRIPTION	VALIDITY	Q.TY	
	1	225.2.041.1A	Complete half-crankcases pair		1	
	2	0755.49.265	Seal ring		4	
	3	76400.0004	Needle bearing		4	
	4	76266.2668	Snap ring		2	
	5	94247.0014	Fluid sealant		1	
	6	0377.49.270	Stud bolt for fastening head cylinder		8	
	7	856.1.025.1A	Special washer		8	
	8	0670.92.010	Nut		8	
	9	75791.1747	Bearing		2	
	10	72094.1616	Screw		2	
	11	0367.49.275	Keep plate		1	
	12	702.5.019.1A	Bearing		2	
	13	0660.49.268	Seal ring		1	
	14	713.1.140.1A	Spacer		2	
	15	60N101079	Screw		2	
	16	93785.1830	Seal ring		1	
	17	75794.1542	Bearing		1	
	18	73503.3380	Circlip		1	
	19	420.2.006.4A	Aluminium gasket		2	
	20	702.5.008.1A	Bearing		1	
	21	710.1.069.1A	Bearing holder bush		1	
	22	463.4.001.1A	Seal ring		1	
	23	0011.52.010	Locating dowel		2	
	24	771.5.136.2B	Screw		6	
	25	75143.3380	Bearing		1	
	26	417.6.082.9A	Screw		1	

NOTES	NO.	CODE NO.	DESCRIPTION	VALIDITY	Q.TY	
	27	771.5.080.2B	Screw		1	
	28	93827.0114	O-ring		1	
	29	75191.3380	Bearing		1	
	30	710.1.070.1A	Bearing holder bush		1	
	31	771.5.072.2B	Screw		5	
	32	711.1.095.1A	Bush		2	
	33	593.1.003.1A	Breather valve		1	
	34	93823.3156	O-ring		1	
	35	8000.62729	Screw		1	
	36	829.1.124.2A	Ring		1	
	37	734306N01	Washer		1	
	38	710.1.032.1A	Bush		1	
	39	711.1.072.1A	Bush		1	
	40	420.2.006.2A	Aluminium gasket		1	
	41	779.1.026.1A	Screw		1	
	42	815.1.022.1A	Nipple		2	

DRAWING

011


ALTERNATOR COVER



DRAWING

011

ALTERNATOR COVER

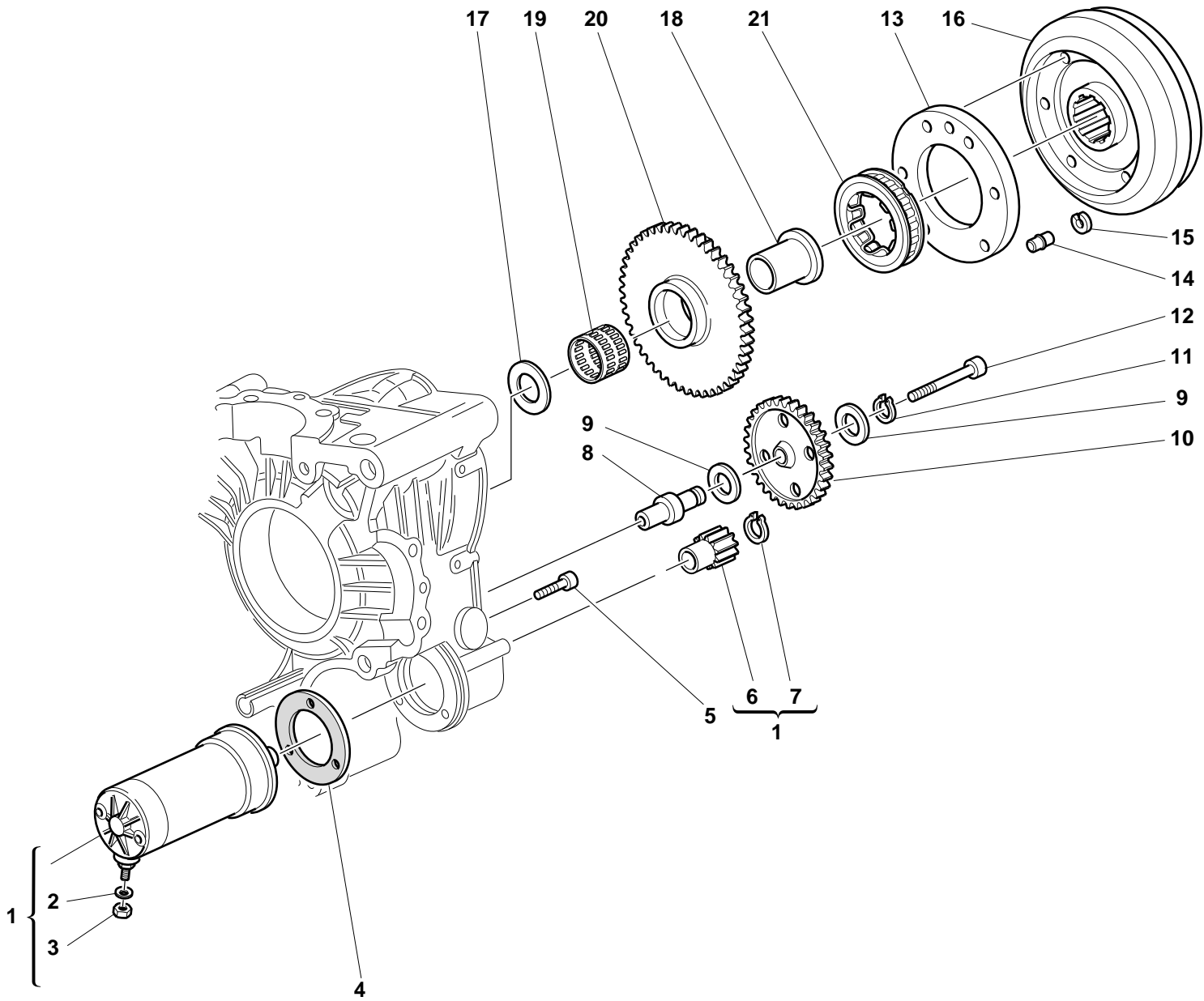
NOTES	NO.	CODE NO.	DESCRIPTION	VALIDITY	Q.TY	
	1	264.4.014.2B	Generator		1	
	2	73503.3380	Circlip		1	
	3	702.5.008.1A	Bearing		1	
	4	247.1.083.1AE	Chain cover		1	
	5	771.5.064.2B	Screw		3	
	6	60N102510	Screw		9	
	7	254.1.001.1A	Ignition inspection cap		1	
	8	886.4.035.1A	O-ring		1	
	9	247.1.002.1BC	Cover		1	
	10	777.5.049.2CB	Screw		2	
	11	93783.1524	Seal ring		1	
	12	552.4.020.1A	Sensor		1	
	13	60N102509	Screw		1	
	14	771.4.006.1A	Screw		8	
	15	94247.0014	Fluid sealant		1	
	16	771.5.073.2B	Screw		3	
	17	60N102511	Screw		2	
	18	0400.49.240	Locating bush		2	
	19	242.2.045.1A	Generator cover		1	
	20	830.1.144.1A	Bracket		1	
	21	771.5.040.2B	Screw		2	
	22	788.1.066.1AA	Gasket th.0,6		2	
	22	788.1.066.1AB	Gasket th.0,8		1	
	22	788.1.066.1AC	Gasket th.1,0		1	
	23	886.4.003.1A	O-ring		1	

NOTES	NO.	CODE NO.	DESCRIPTION	VALIDITY	Q.TY	
-------	-----	----------	-------------	----------	------	---

DRAWING

012


ELECTRIC STARTER AND IGNITION



DRAWING

012

ELECTRIC STARTER AND IGNITION

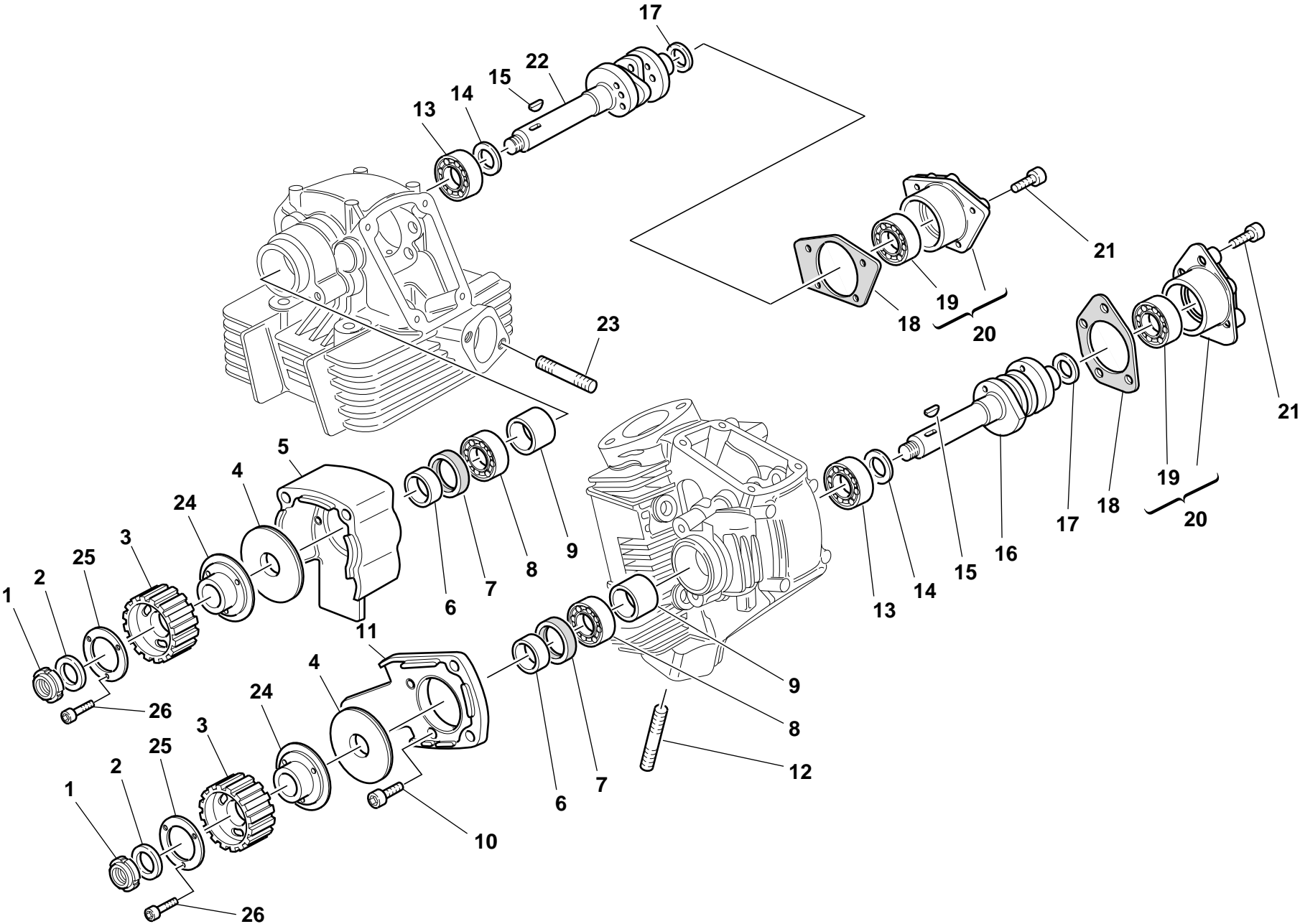
NOTES	NO.	CODE NO.	DESCRIPTION	VALIDITY	Q.TY	
	1	270.4.001.1A	Complete starter motor (8-9 included)		1	
	2	734006N01	Spring washer		1	
	3	417.9.050.6A	Nut		1	
	4	788.1.054.1A	Starter motor gasket		1	
	5	60N102510	Screw		3	
	6	176.1.001.1A	Starter motor sprocket		1	
	7	73500.1237	Circlip		1	
	8	0660.50.020	Intermediate gear pin		1	
	9	0124.40.050	Washer		2	
	10	176.1.009.1A	Intermediate gear assembly		1	
	11	73500.1440	Circlip		1	
	12	771.5.078.2B	Screw		1	
	13	160.1.057.1A	Flange		1	
	14	863.1.002.1A	Locating pin		1	
	15	0647.29.040	Check ring		1	
	16	276.1.028.1B	Ignition flywheel		1	
	17	0619.50.065	Washer		1	
	18	881.1.010.1C	Inner ring		1	
	19	701.4.003.1A	Needle bearing		1	
	20	173.1.012.1A	Electric starter driven gear		1	
	21	701.4.007.1A	Starter clutch		1	

NOTES	NO.	CODE NO.	DESCRIPTION	VALIDITY	Q.TY	
-------	-----	----------	-------------	----------	------	---

DRAWING

013

HEAD: TIMING



DRAWING

013

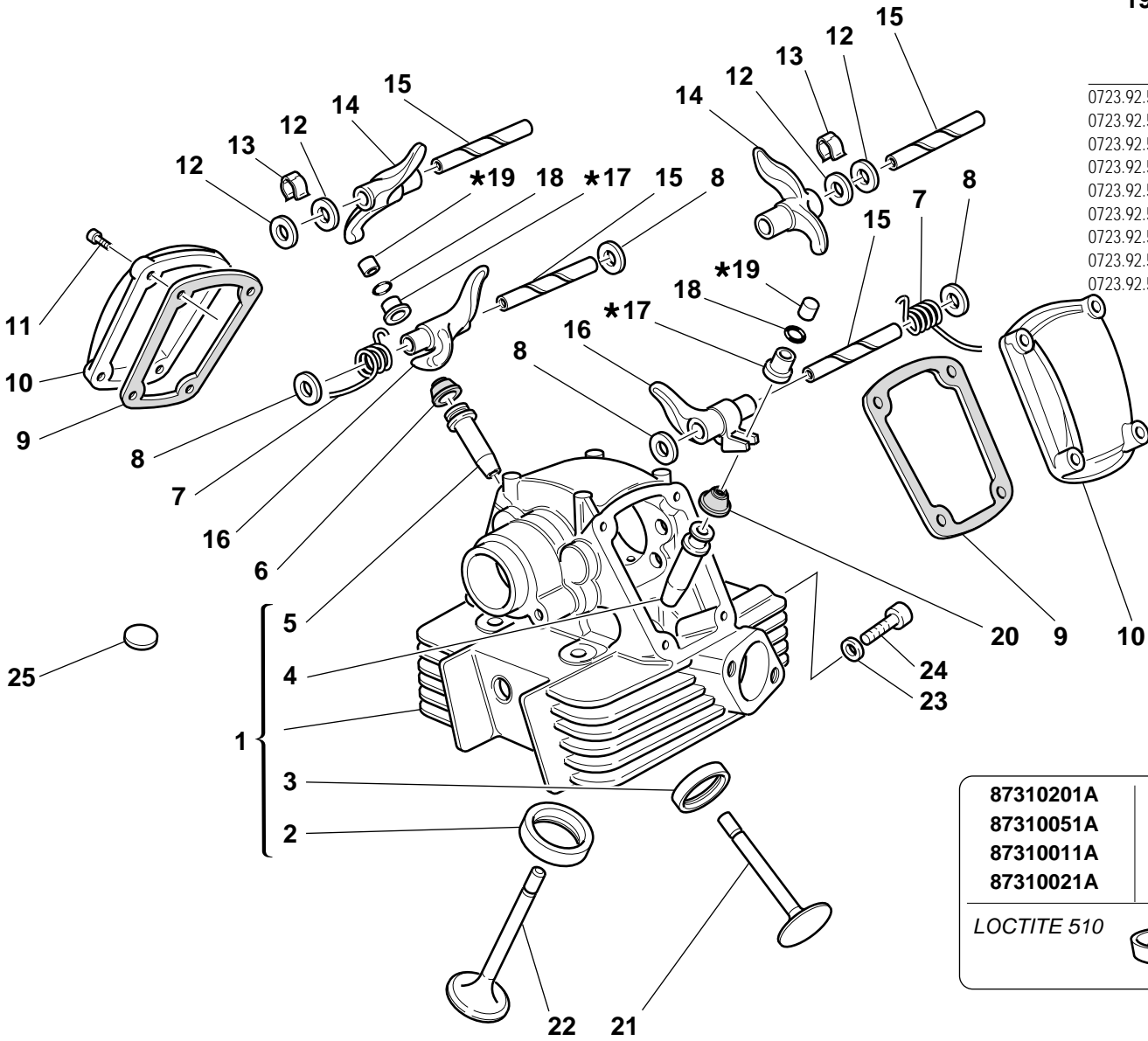
HEAD: TIMING

NOTES	NO.	CODE NO.	DESCRIPTION	VALIDITY	Q.TY	
	1	72944.1542	Elastic-stop ring nut		2	
	2	0797.69.040	Washer		2	
	3	255.1.014.1A	Timing belt roller		2	
	4	856.1.002.1A	Belt roller separating washer		2	
	5	235.1.027.1A	Vertical rubber cap		1	
	6	713.1.006.1A	Belt roller spacer		2	
	7	0204.70.105	Seal ring		2	
	8	75110.1747	Bearing		2	
	9	0660.29.030	Spacer		2	
	10	60N107335	Screw		4	
	11	235.1.026.1A	Horizontal rubber cap		1	
	12	0370.92.050	Stud bolt		4	
	13	75110.2054	Bearing		2	
	14	0400.16.190	Washer		2	
	15	74172.1008	Woodruff key		2	
	16	148.1.066.1A	Horizontal head camshaft		1	
	17	0400.29.125	Shim th. 0.2		0	
	17	0400.29.126	Shim th. 0.5		4	
	18	0660.92.310	Cap gasket		2	
	19	75173.1542	Bearing		2	
	20	235.2.015.1BA	Cap with bearing		2	
	21	60N102509	Screw		8	
	22	148.1.067.1A	Vertical head camshaft		1	
	23	417.5.033.7A	Stud bolt		4	
	24	160.1.076.1A	Flange		2	
	25	852.1.124.1A	Special washer		2	

NOTES	NO.	CODE NO.	DESCRIPTION	VALIDITY	Q.TY	
	26	771.5.040.2B	Screw		6	

DRAWING **014** VERTICAL HEAD

17 ★	Scodellino ritorno Return cap Coupelle retour Einstellhülse			
0727.92.050	— 5	0727.92.171	— 7,15	
0727.92.150	— 5,05	0727.92.072	— 7,2	
0727.92.051	— 5,10	0727.92.172	— 7,25	
0727.92.151	— 5,15	0727.92.073	— 7,30	
0727.92.052	— 5,2	0727.92.173	— 7,35	
0727.92.152	— 5,25	0727.92.074	— 7,4	
0727.92.053	— 5,30	0727.92.174	— 7,45	
0727.92.153	— 5,35	0727.92.075	— 7,50	
0727.92.054	— 5,4	0727.92.175	— 7,55	
0727.92.154	— 5,45	0727.92.076	— 7,6	
0727.92.055	— 5,50	0727.92.176	— 7,65	
0727.92.155	— 5,55	0727.92.077	— 7,70	
0727.92.056	— 5,6	0727.92.177	— 7,75	
0727.92.156	— 5,65	0727.92.078	— 7,8	
0727.92.057	— 5,70	0727.92.178	— 7,85	
0727.92.157	— 5,75	0727.92.079	— 7,90	
0727.92.058	— 5,8	0727.92.179	— 7,95	
0727.92.158	— 5,85	0727.92.080	— 8	
0727.92.059	— 5,90	0727.92.180	— 8,05	
0727.92.159	— 5,95	0727.92.081	— 8,10	
0727.92.060	— 6	0727.92.181	— 8,15	
0727.92.160	— 6,05	0727.92.082	— 8,2	
0727.92.061	— 6,10	0727.92.182	— 8,25	
0727.92.161	— 6,15	0727.92.083	— 8,3	
0727.92.062	— 6,2	0727.92.183	— 8,35	
0727.92.162	— 6,25	0727.92.084	— 8,4	
0727.92.063	— 6,30	0727.92.184	— 8,45	
0727.92.163	— 6,35	0727.92.085	— 8,5	
0727.92.064	— 6,4	0727.92.185	— 8,55	
0727.92.164	— 6,45	0727.92.086	— 8,6	
0727.92.065	— 6,50	0727.92.186	— 8,65	
0727.92.165	— 6,55	0727.92.087	— 8,7	
0727.92.066	— 6,6	0727.92.187	— 8,75	
0727.92.166	— 6,65	0727.92.088	— 8,8	
0727.92.067	— 6,70	0727.92.188	— 8,85	
0727.92.167	— 6,75	0727.92.089	— 8,9	
0727.92.068	— 6,8	0727.92.189	— 8,95	
0727.92.168	— 6,85	0727.92.090	— 9	
0727.92.069	— 6,90	0727.92.092	— 9,2	
0727.92.169	— 6,95	0727.92.094	— 9,4	
0727.92.070	— 7	0727.92.096	— 9,6	
0727.92.170	— 7,05			
0727.92.071	— 7,10			



87310201A	~20
87310051A	~18
87310011A	~16
87310021A	~10

LOCTITE 510


19 ★	Registro bilanciare Adjustment Réglage Ventilkläppchen			
0723.92.500	— 2	0723.92.575	— 2,45	
0723.92.535	— 2,05	0723.92.505	— 2,5	
0723.92.501	— 2,1	0723.92.585	— 2,55	
0723.92.545	— 2,15	0723.92.506	— 2,6	
0723.92.502	— 2,2	0723.92.595	— 2,65	
0723.92.555	— 2,25	0723.92.507	— 2,7	
0723.92.503	— 2,3	0723.92.605	— 2,75	
0723.92.565	— 2,35	0723.92.508	— 2,8	
0723.92.504	— 2,4	0723.92.615	— 2,85	
		0723.92.509	— 2,9	
		0723.92.625	— 2,95	
		0723.92.510	— 3	
		0723.92.635	— 3,05	
		0723.92.511	— 3,1	
		0723.92.645	— 3,15	
		0723.92.512	— 3,2	
		0723.92.655	— 3,25	
		0723.92.513	— 3,3	
		0723.92.675	— 3,35	
		0723.92.514	— 3,4	
		0723.92.685	— 3,45	
		0723.92.515	— 3,5	
		0723.92.695	— 3,55	
		0723.92.516	— 3,6	
		0723.92.705	— 3,65	
		0723.92.517	— 3,7	
		0723.92.715	— 3,75	
		0723.92.518	— 3,8	
		0723.92.725	— 3,85	
		0723.92.519	— 3,9	
		0723.92.735	— 3,95	
		0723.92.520	— 4	
		0723.92.745	— 4,05	
		0723.92.521	— 4,1	
		0723.92.522	— 4,2	
		0723.92.523	— 4,3	
		0723.92.524	— 4,4	
		0723.92.525	— 4,5	
		0723.92.526	— 4,6	
		0723.92.527	— 4,7	
		0723.92.528	— 4,8	
		0723.92.529	— 4,9	
		0723.92.530	— 5	

DRAWING

014

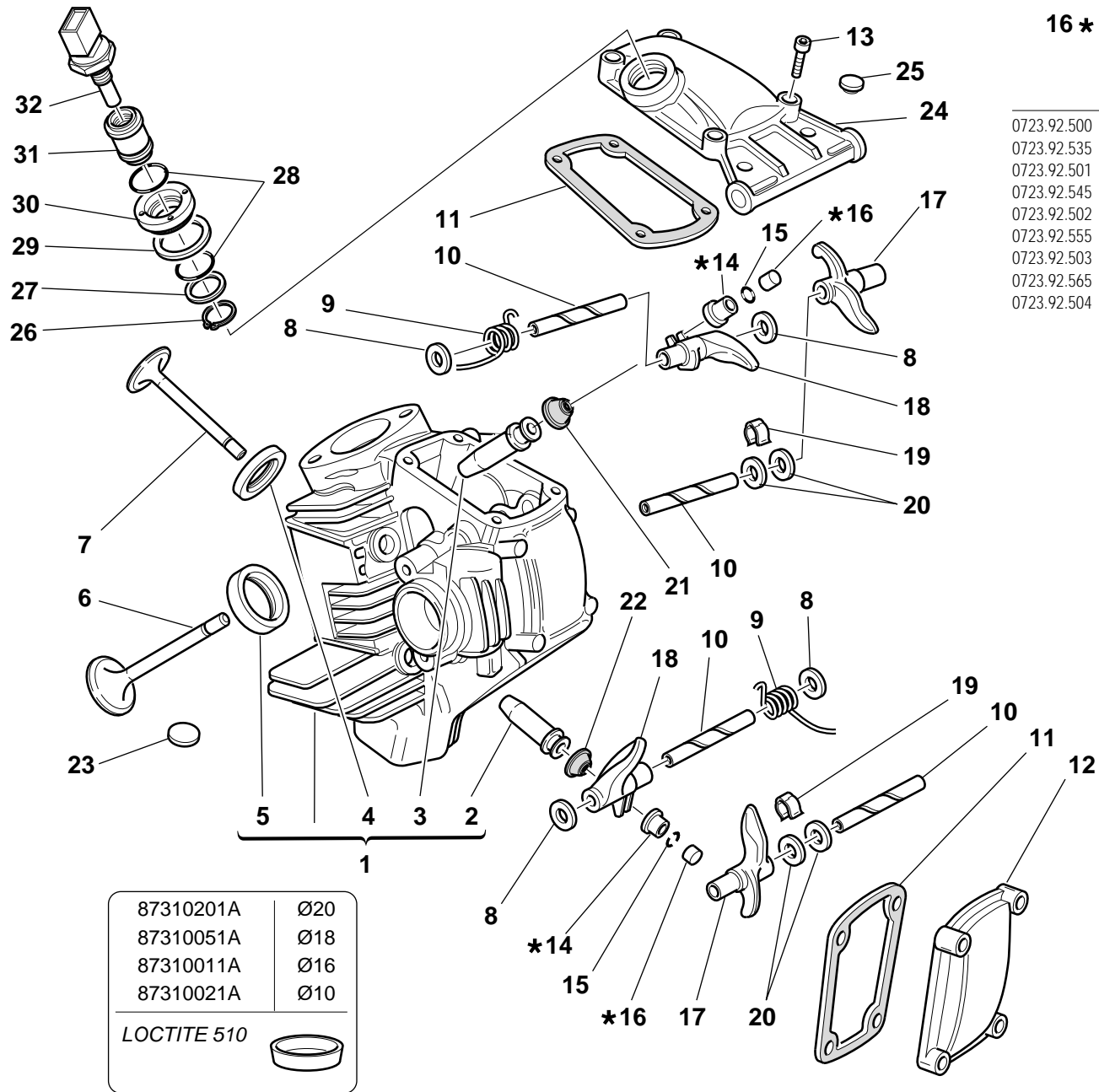
VERTICAL HEAD

NOTES	NO.	CODE NO.	DESCRIPTION	VALIDITY	Q.TY	
	1	301.2.018.1BA	Vertical head (2,3,6,7 included)		1	
	2	304.1.005.2A	Intake valve seat		1	
	2	304.1.005.2AB	Oversize intake valve seat 0.03		1	
	2	304.1.005.2AC	Oversize intake valve seat 0.06		1	
	3	304.1.006.2A	Exhaust valve seat		1	
	3	304.1.006.2AB	Oversize exhaust valve seat 0.03		1	
	3	304.1.006.2AC	Oversize exhaust valve seat 0.06		1	
	4	303.1.003.1A	Intake valve cast iron guide		1	
	4	303.1.003.1AB	Oversize valve guide 0.03		1	
	4	303.1.003.1AC	Oversize valve guide 0.06		1	
	4	303.1.003.1AD	Oversize valve guide 0.09		1	
	5	303.1.004.1C	Exhaust valve bronze guide		1	
	5	303.1.004.1CB	Oversize valve guide 0.03		1	
	5	303.1.004.1CC	Oversize valve guide 0.06		1	
	5	303.1.004.1CD	Oversize valve guide 0.09		1	
	6	764.1.013.1A	Valve seal		1	
	7	799.1.061.1A	Closing rocker spring		2	
	8	0619.92.180	Shim th. 0.3		6	
	8	0670.92.190	Shim th. 2		4	
	8	0765.92.185	Shim th. 1		2	
	8	0765.92.190	Shim th. 0.5		4	
	8	0765.92.205	Shim th. 0.2		8	
	9	788.1.032.2A	Valve cover gasket		2	
	10	240.1.010.1AB	Valve cover		2	
	11	60N102509	Screw		8	
	12	0647.70.010	Shim		4	

NOTES	NO.	CODE NO.	DESCRIPTION	VALIDITY	Q.TY	
	13	0375.92.210	Spring		2	
	14	208.1.012.1A	Opening rocker		2	
	15	0660.92.240	Rocker shaft		4	
	16	209.1.012.1A	Closing rocker		2	
	17	0727.92.239	See table		2	
	18	669.1.003.1A	Split rings		4	
	19	0723.92.239	See table		2	
	20	764.1.009.1A	Valve seal		1	
	21	210.1.003.5A	Intake valve		1	
	22	211.1.003.4A	Exhaust valve		1	
	23	420.2.000.7A	Copper gasket		1	
	24	779.1.133.1A	Screw		1	
	25	700.1.027.1A	Vibration damper pad		20	

DRAWING **015** HORIZONTAL HEAD

14 ★ Scodellino ritorno Return cap Coupelle retour Einstellhülse			
0727.92.050	— 5	0727.92.171	— 7,15
0727.92.150	— 5,05	0727.92.072	— 7,2
0727.92.051	— 5,10	0727.92.172	— 7,25
0727.92.151	— 5,15	0727.92.073	— 7,30
0727.92.052	— 5,2	0727.92.173	— 7,35
0727.92.152	— 5,25	0727.92.074	— 7,4
0727.92.053	— 5,30	0727.92.174	— 7,45
0727.92.153	— 5,35	0727.92.075	— 7,50
0727.92.054	— 5,4	0727.92.175	— 7,55
0727.92.154	— 5,45	0727.92.076	— 7,6
0727.92.055	— 5,50	0727.92.176	— 7,65
0727.92.155	— 5,55	0727.92.077	— 7,70
0727.92.056	— 5,6	0727.92.177	— 7,75
0727.92.156	— 5,65	0727.92.078	— 7,8
0727.92.057	— 5,70	0727.92.178	— 7,85
0727.92.157	— 5,75	0727.92.079	— 7,90
0727.92.058	— 5,8	0727.92.179	— 7,95
0727.92.158	— 5,85	0727.92.080	— 8
0727.92.059	— 5,90	0727.92.180	— 8,05
0727.92.159	— 5,95	0727.92.081	— 8,10
0727.92.060	— 6	0727.92.181	— 8,15
0727.92.160	— 6,05	0727.92.082	— 8,2
0727.92.061	— 6,10	0727.92.182	— 8,25
0727.92.161	— 6,15	0727.92.083	— 8,3
0727.92.062	— 6,2	0727.92.183	— 8,35
0727.92.162	— 6,25	0727.92.084	— 8,4
0727.92.063	— 6,30	0727.92.184	— 8,45
0727.92.163	— 6,35	0727.92.085	— 8,5
0727.92.064	— 6,4	0727.92.185	— 8,55
0727.92.164	— 6,45	0727.92.086	— 8,6
0727.92.065	— 6,50	0727.92.186	— 8,65
0727.92.165	— 6,55	0727.92.087	— 8,7
0727.92.066	— 6,6	0727.92.187	— 8,75
0727.92.166	— 6,65	0727.92.088	— 8,8
0727.92.067	— 6,70	0727.92.188	— 8,85
0727.92.167	— 6,75	0727.92.089	— 8,9
0727.92.068	— 6,8	0727.92.189	— 8,95
0727.92.168	— 6,85	0727.92.090	— 9
0727.92.069	— 6,90	0727.92.092	— 9,2
0727.92.169	— 6,95	0727.92.094	— 9,4
0727.92.070	— 7	0727.92.096	— 9,6
0727.92.170	— 7,05		
0727.92.071	— 7,10		





16 ★ Registro bilanciare Adjustment Réglage Ventilhäppchen			
0723.92.500	— 2	0723.92.575	— 2,45
0723.92.535	— 2,05	0723.92.505	— 2,5
0723.92.501	— 2,1	0723.92.585	— 2,55
0723.92.545	— 2,15	0723.92.506	— 2,6
0723.92.502	— 2,2	0723.92.595	— 2,65
0723.92.555	— 2,25	0723.92.507	— 2,7
0723.92.503	— 2,3	0723.92.605	— 2,75
0723.92.565	— 2,35	0723.92.508	— 2,8
0723.92.504	— 2,4	0723.92.615	— 2,85
		0723.92.509	— 2,9
		0723.92.625	— 2,95
		0723.92.510	— 3
		0723.92.635	— 3,05
		0723.92.511	— 3,1
		0723.92.645	— 3,15
		0723.92.512	— 3,2
		0723.92.655	— 3,25
		0723.92.513	— 3,3
		0723.92.675	— 3,35
		0723.92.514	— 3,4
		0723.92.685	— 3,45
		0723.92.515	— 3,5
		0723.92.695	— 3,55
		0723.92.516	— 3,6
		0723.92.705	— 3,65
		0723.92.517	— 3,7
		0723.92.715	— 3,75
		0723.92.518	— 3,8
		0723.92.725	— 3,85
		0723.92.519	— 3,9
		0723.92.735	— 3,95
		0723.92.520	— 4
		0723.92.745	— 4,05
		0723.92.521	— 4,1
		0723.92.522	— 4,2
		0723.92.523	— 4,3
		0723.92.524	— 4,4
		0723.92.525	— 4,5
		0723.92.526	— 4,6
		0723.92.527	— 4,7
		0723.92.528	— 4,8
		0723.92.529	— 4,9
		0723.92.530	— 5

DRAWING

015

HORIZONTAL HEAD

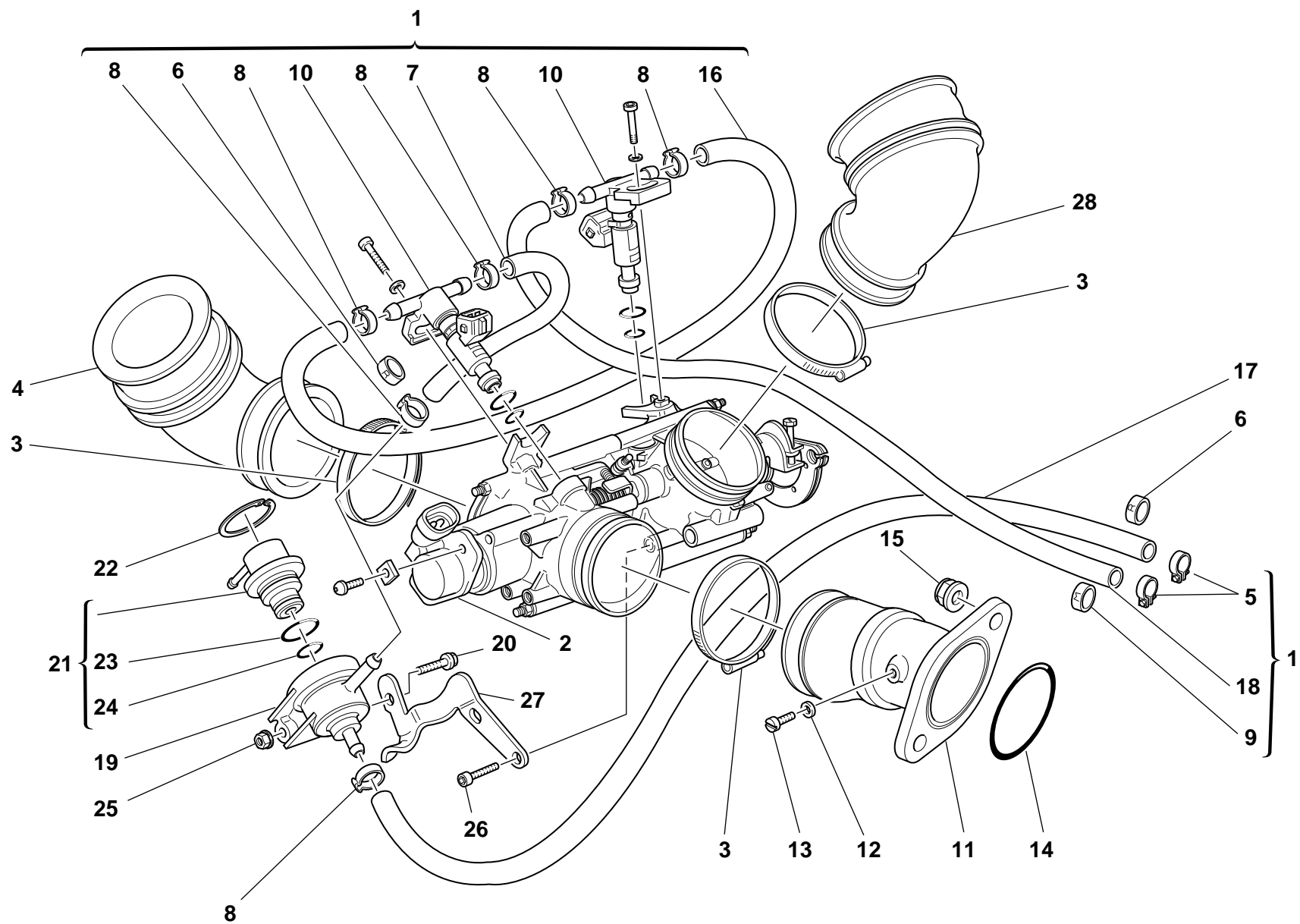
NOTES	NO.	CODE NO.	DESCRIPTION	VALIDITY	Q.TY	
	1	301.2.019.3BA	Horizontal head (2,3,6,7 included)		1	
	2	303.1.004.1C	Exhaust valve bronze guide		1	
	2	303.1.004.1CB	Oversize valve guide 0.03		1	
	2	303.1.004.1CC	Oversize valve guide 0.06		1	
	2	303.1.004.1CD	Oversize valve guide 0.09		1	
	3	303.1.003.1A	Intake valve cast iron guide		1	
	3	303.1.003.1AB	Oversize valve guide 0.03		1	
	3	303.1.003.1AC	Oversize valve guide 0.06		1	
	3	303.1.003.1AD	Oversize valve guide 0.09		1	
	4	304.1.006.2A	Exhaust valve seat		1	
	4	304.1.006.2AB	Oversize exhaust valve seat 0.03		1	
	4	304.1.006.2AC	Oversize exhaust valve seat 0.06		1	
	5	304.1.005.2A	Intake valve seat		1	
	5	304.1.005.2AB	Oversize intake valve seat 0.03		1	
	5	304.1.005.2AC	Oversize intake valve seat 0.06		1	
	6	210.1.003.5A	Intake valve		1	
	7	211.1.003.4A	Exhaust valve		1	
	8	0619.92.180	Shim th. 0.3		6	
	8	0670.92.190	Shim th. 2		4	
	8	0765.92.185	Shim th. 1		2	
	8	0765.92.190	Shim th. 0.5		4	
	8	0765.92.205	Shim th. 0.2		8	
	9	799.1.061.1A	Closing rocker spring		2	
	10	0660.92.240	Rocker shaft		4	
	11	788.1.032.2A	Valve cover gasket		2	
	12	240.1.010.1AB	Valve cover		1	

NOTES	NO.	CODE NO.	DESCRIPTION	VALIDITY	Q.TY	
	13	60N102509	Screw		8	
	14	0727.92.239	See table		2	
	15	669.1.003.1A	Split rings		4	
	16	0723.92.239	See table		2	
	17	208.1.012.1A	Opening rocker		2	
	18	209.1.012.1A	Closing rocker		2	
	19	0375.92.210	Spring		2	
	20	0647.70.010	Shim		4	
	21	764.1.009.1A	Valve seal		1	
	22	764.1.013.1A	Valve seal		1	
	23	700.1.027.1A	Vibration damper pad		22	
	24	240.1.012.1BB	Intake valve cover		1	
	25	300160	Rubber cap		2	
	26	73500.1747	Snap ring		1	
	27	713.1.137.1A	Spacer		1	
	28	886.4.028.1A	O-Ring		2	
	29	787.1.008.1A	Aluminium gasket		1	
	30	703.1.019.1A	Ring nut		1	
	31	829.1.235.1A	Holder sensor		1	
	32	552.4.013.1A	Water temperature sensor		1	

DRAWING

016


INLET DICT




DRAWING

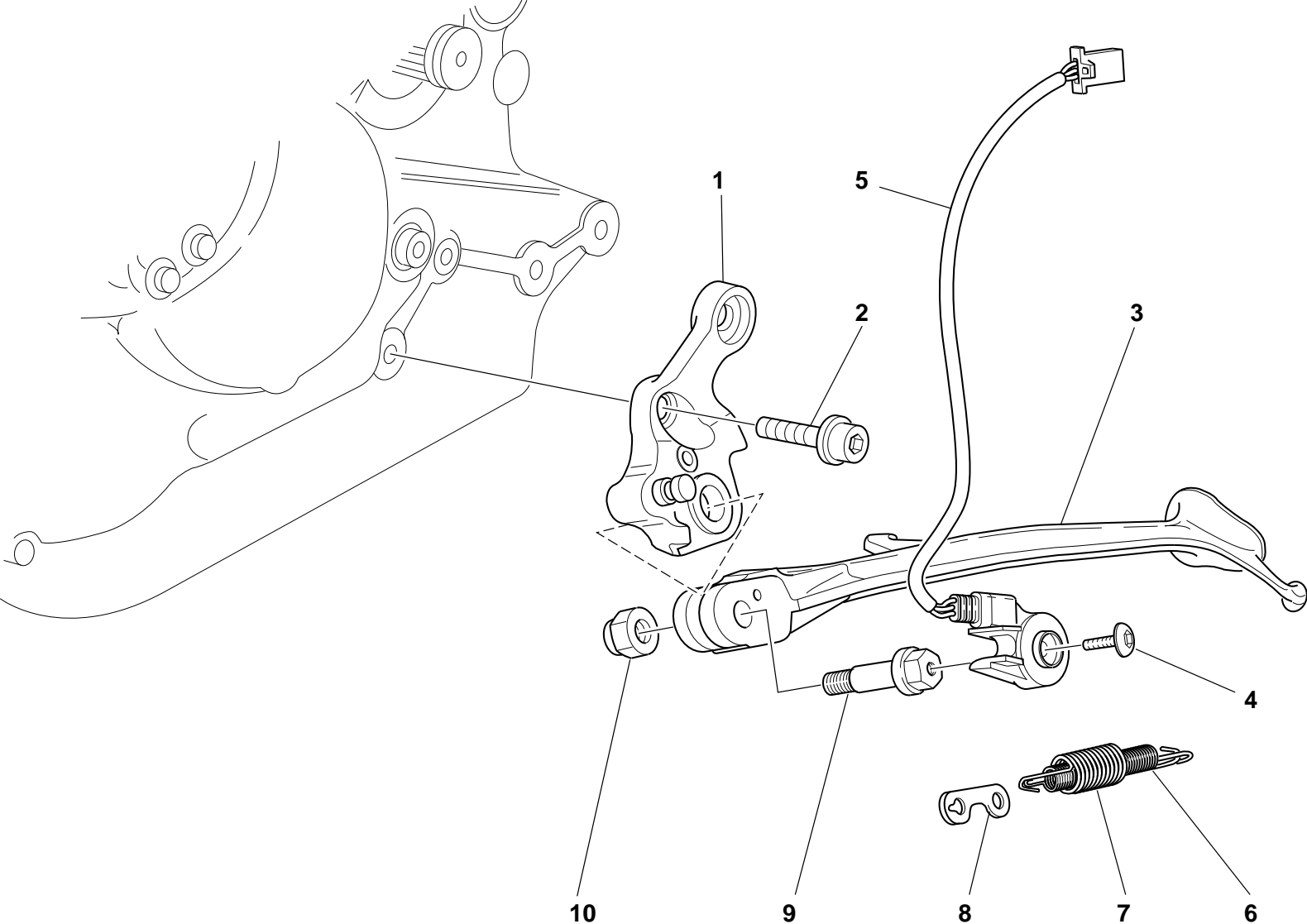
016

INLET DICT


NOTES	NO.	CODE NO.	DESCRIPTION	VALIDITY	Q.TY	
	1	282.4.022.1A	Feed unit assembly		1	
	2	284.4.002.1A	Potentiometer		1	
	3	741.4.042.1A	Clamp		4	
	4	801.1.024.1A	Hose		1	
	5	741.4.004.1A	Clamp		2	
	6	741.4.041.1A	Clamp "R"		1	
	7	590.1.133.1A	Tube		1	
	8	287.4.024.1B	Clamp		6	
	9	741.4.040.1A	Clamp "M"		1	
	10	280.4.007.1A	Injector		2	
	11	137.1.003.2B	Intake duct		2	
	12	0250.70.223	Aluminium gasket		2	
	13	776.5.032.2A	Screw		2	
	14	463.2.022.2A	O-Ring		2	
	15	729908FN1	Nut		4	
	16	590.1.132.1A	Tube		1	
	17	590.1.134.1A	Tube		1	
	18	590.1.130.1A	Tube		1	
	19	830.1.091.2A	Holder		1	
	20	8000.62729	Screw		1	
	21	283.4.003.1A	Pressure regulator		1	
	22	73503.3449	Circlip		1	
	23	886.4.022.1A	O-ring		1	
	24	886.4.021.1A	O-ring		1	
	25	0335.03.465	El-stop nut		1	
	26	70620.5212	Screw		2	

NOTES	NO.	CODE NO.	DESCRIPTION	VALIDITY	Q.TY	
	27	827.1.193.1A	Regulator bracket		1	
	28	801.1.023.1A	Hose		1	

DRAWING **017** STANDS



DRAWING **017** STANDS

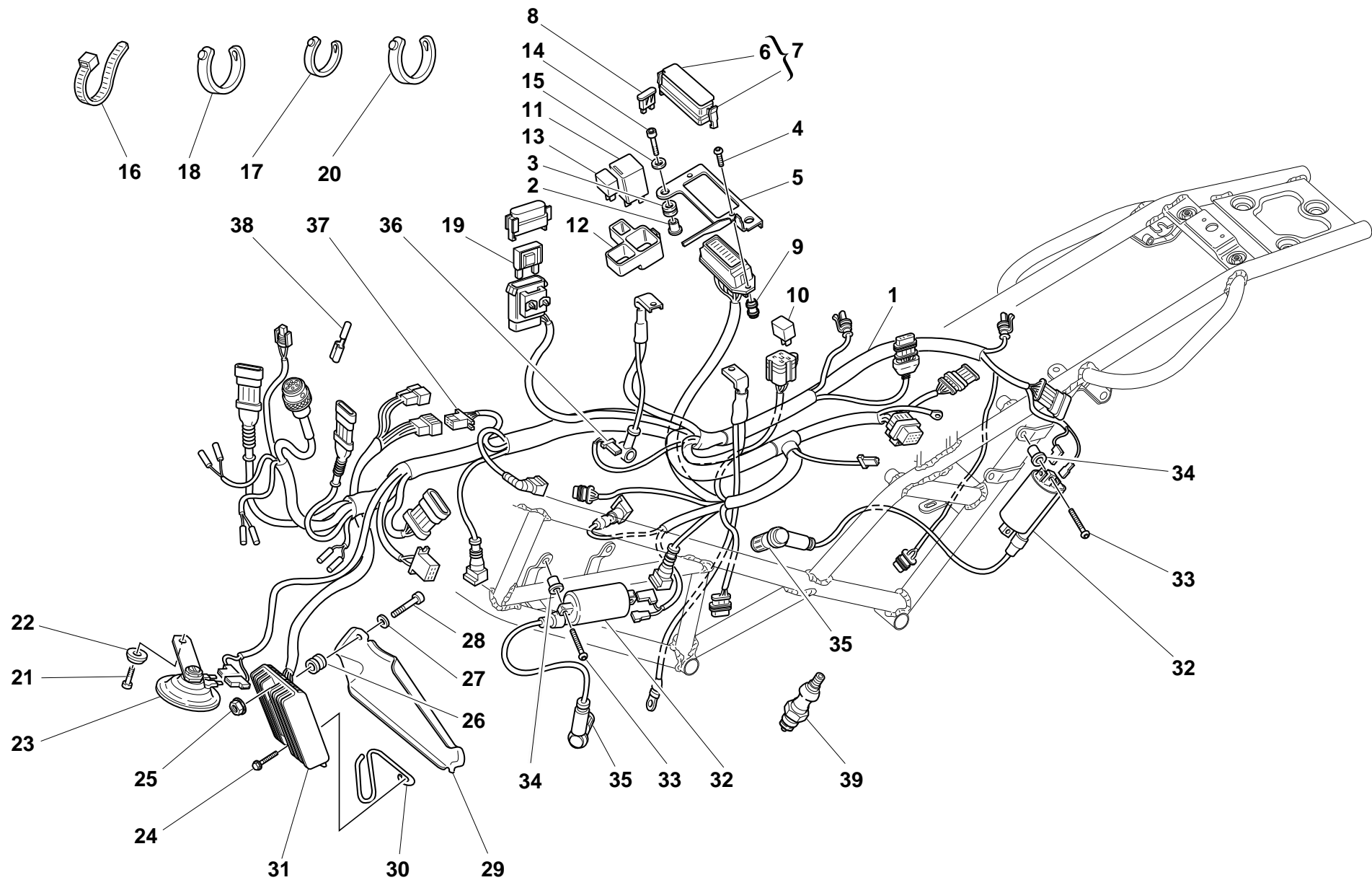
NOTES	NO.	CODE NO.	DESCRIPTION	VALIDITY	Q.TY	
	1	556.2.027.1A	Side stand		1	
	2	771.5.754.2B	Screw		1	
	3	556.1.024.1A	Side stand		1	
	4	779.4.005.1A	Screw		1	
	5	539.1.023.1A	Switch		1	
	6	799.1.089.1A	Spring		1	
	7	799.1.088.1A	Outer spring		1	
	8	827.1.139.1B	Plate		1	
	9	556.1.018.1C	Pivot		1	
	10	749.4.045.2G	Nut		1	

NOTES	NO.	CODE NO.	DESCRIPTION	VALIDITY	Q.TY	
-------	-----	----------	-------------	----------	------	---

DRAWING

018


ELECTRIC SYSTEM




DRAWING

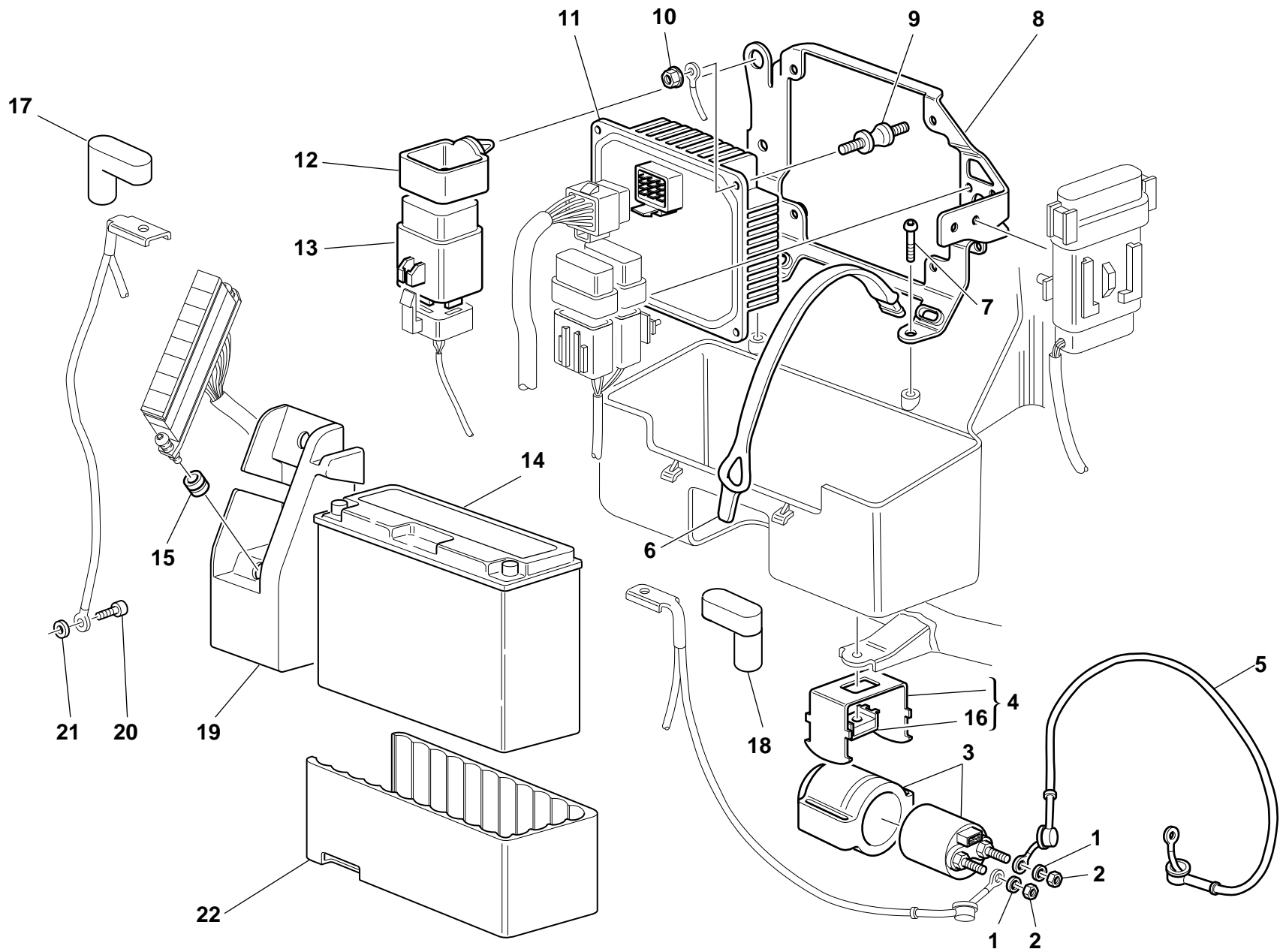
018

ELECTRIC SYSTEM

NOTES	NO.	CODE NO.	DESCRIPTION	VALIDITY	Q.TY	
	1	510.3.169.1A	Wiring		1	
	2	716.1.014.1B	Spacer		2	
	3	764.1.029.1A	Rubber pad		2	
	4	779.1.088.1A	Screw		2	
	5	829.1.113.2A	Plate		1	
	6	433.1.258.1A	Sticker schema fusibili		1	
	7	246.1.059.1B	Case cover		1	
	8	389.4.007.1A	Fuse 7.5A		3	
	8	389.4.008.1A	Fuse 15A		1	
	8	389.4.010.1A	Fuse 30A		1	
	8	389.4.013.1A	Fuse 20A		1	
	8	389.4.015.1A	Fuse 5A		1	
	9	821.1.054.1A	Pin		2	
	10	541.4.003.1A	Relay		2	
	11	538.4.005.1A	Flashing device		1	
	12	829.1.256.1B	Holder		1	
	13	541.4.003.1A	Relay		1	
	14	60N102509	Screw		2	
	15	0670.72.010	Washer		2	
	16	0691.91.030	Clamp		5	
	17	741.1.012.1A	Clamp		14	
	18	741.4.038.1A	Clamp		5	
	19	389.4.014.1A	Fuse 40A		1	
	20	741.1.013.1A	Clamp		11	
	21	771.5.268.2B	Screw		1	
	22	841.1.017.1A	Retainer		1	

NOTES	NO.	CODE NO.	DESCRIPTION	VALIDITY	Q.TY	
	23	516.4.001.1AB	Horn (BLACK)		1	
	24	772.5.023.1A	Screw		1	
	25	0000.44240	Nut		1	
	26	713.1.102.1A	Spacer		1	
	27	734306N01	Washer		1	
	28	417.6.016.8A	Screw		1	
	29	247.1.098.2A	Cover		1	
	30	881.1.028.1A	Fairlead		1	
	31	540.4.011.1C	Regulator		1	
	32	380.4.004.1B	Coil		2	
	33	775.1.013.1A	Screw		4	
	34	0000.63150	Insert		4	
	35	672.1.013.1A	Spare cap		2	
	36	0000.56803	Connector		1	
	37	8000.66526	Connector		1	
	38	8000.66527	End section		4	
	39	670.4.008.1A	Spark plug		2	

DRAWING **019** BATTERY BOX MOUNT



DRAWING

019

BATTERY BOX MOUNT

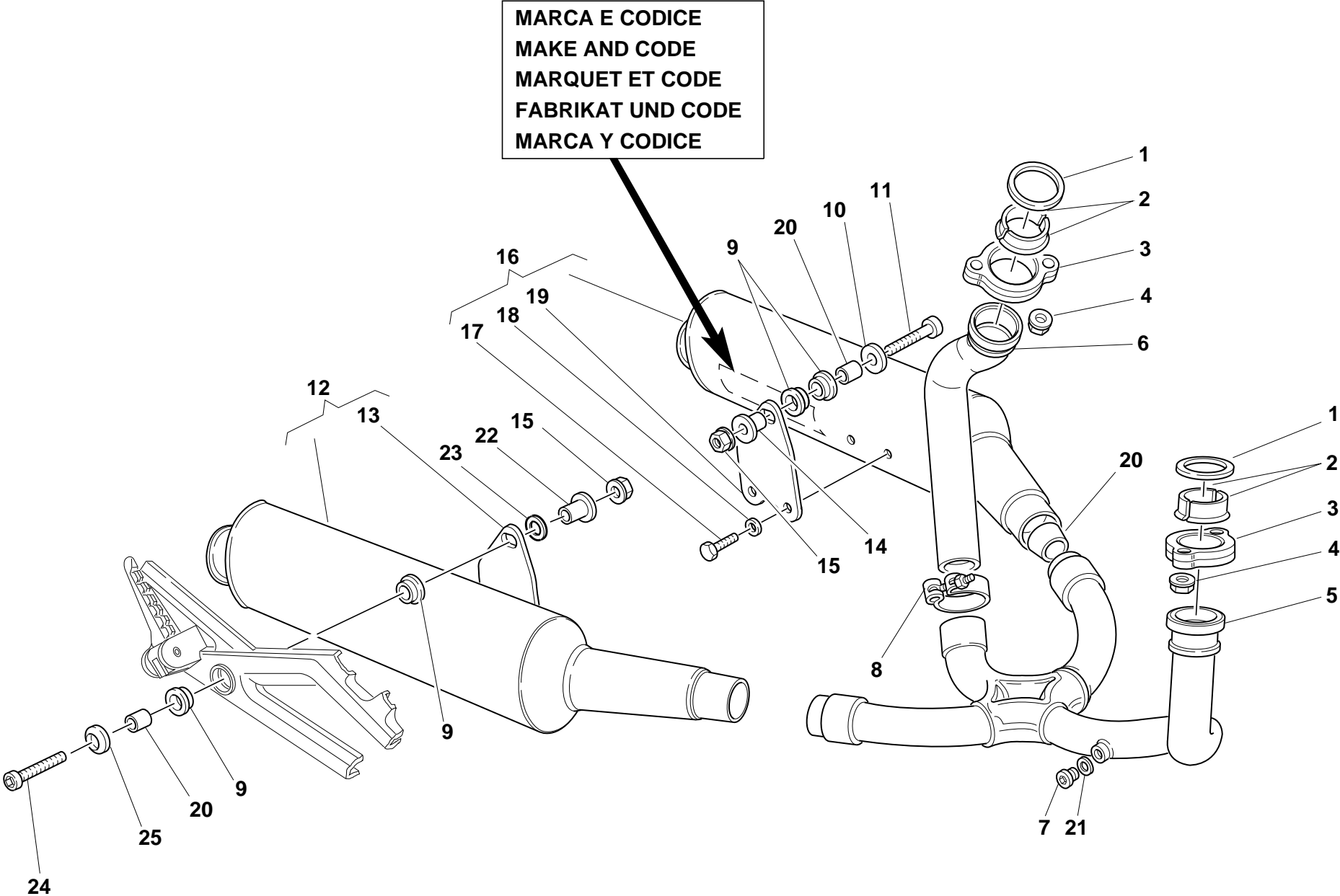
NOTES	NO.	CODE NO.	DESCRIPTION	VALIDITY	Q.TY	
	1	462.4.037.6A	Spring washer		2	
	2	417.9.050.6A	Nut		2	
	3	397.4.001.1A	Remote switch		1	
	4	829.2.234.1B	Holder		1	
	5	514.1.025.2A	Solenoid starter-starter motor cable		1	
	6	759.1.017.1A	Spring hook		2	
	7	8000.59572	Screw		4	
	8	829.1.230.1B	Plate		1	
	9	700.1.026.1A	Vibration damper pad		4	
	10	748.4.026.1B	Nut		4	
	11	286.4.024.1A	Injection control unit		1	
	12	829.1.127.1A	Holder		1	
	13	287.4.040.2A	Relay		1	
	14	395.4.013.1A	Battery		1	
	15	0797.72.068	Vibration damper pad		2	
	16	0960.91.130	Nut		1	
	17	672.1.023.1A	Terminal cap		1	
	18	672.1.024.1A	Terminal cap(BLACK)		1	
	19	829.1.287.1A	Battery box mount		1	
	20	775.1.006.1A	Special screw		1	
	21	734008N01	Spring washer		1	
	22	791.1.052.1A	Pad		1	

NOTES	NO.	CODE NO.	DESCRIPTION	VALIDITY	Q.TY	
-------	-----	----------	-------------	----------	------	---

DRAWING

020


EXHAUST SYSTEM



DRAWING

020

EXHAUST SYSTEM

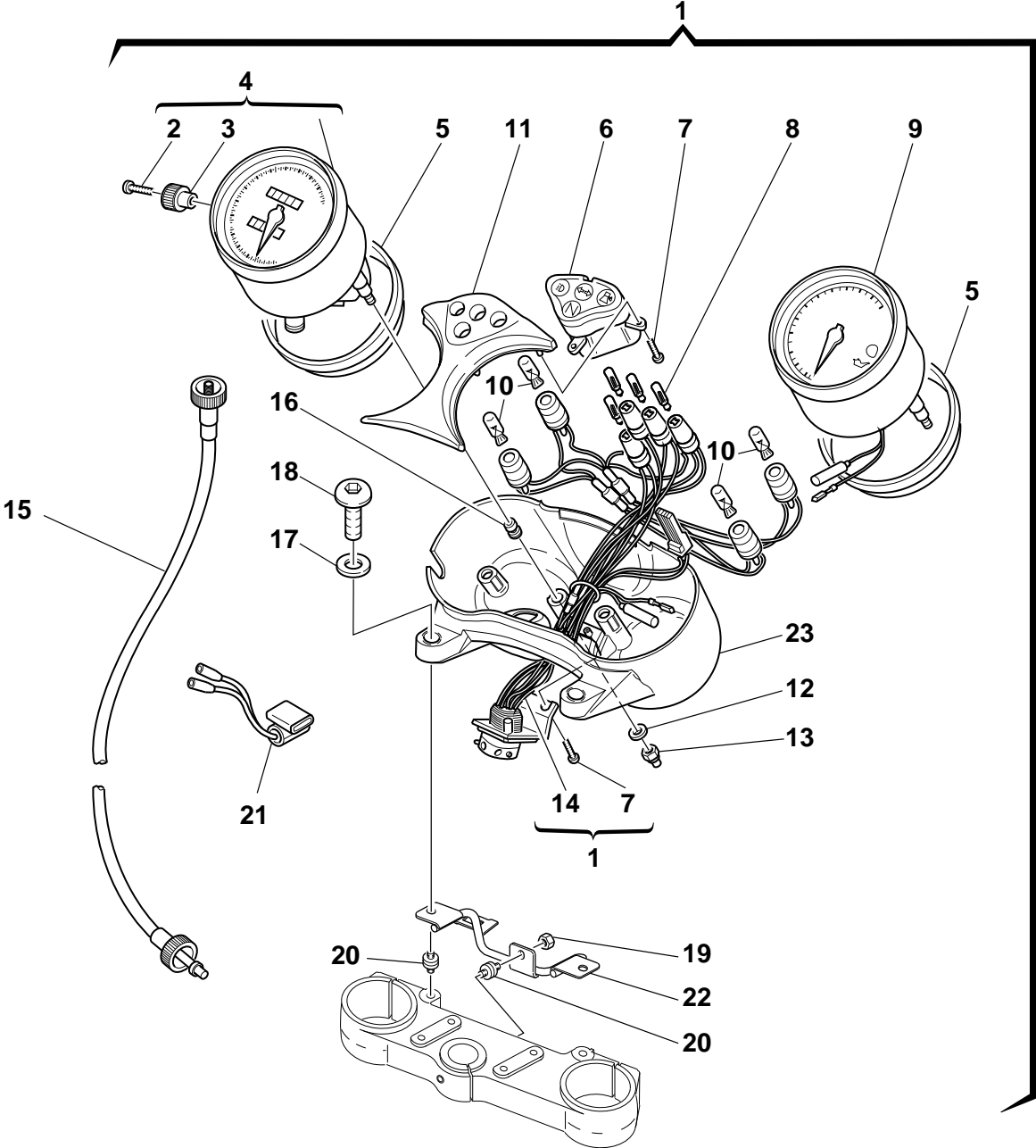
NOTES	NO.	CODE NO.	DESCRIPTION	VALIDITY	Q.TY	
	1	0370.84.005	Exhaust gasket		2	
	2	0619.84.015	Half bushes		4	
	3	575.1.001.1AB	Exhaust ring nut (GREY)		2	
	4	0404.02.390	Nut		4	
	5	570.1.020.1A	Horizontal head exhaust pipe		1	
	6	571.1.018.2A	Vertical head exhaust pipe		1	
	7	780.1.007.1A	Cap		2	
	8	741.1.003.1A	Clamp		1	
	9	764.1.001.1A	Rubber pad		4	
	10	0000.30326	Washer		1	
	11	779.5.003.1A	Screw		1	
	12	573.1.050.2B	R.H. silencer		1	
	13	576.1.021.1A	R.H. bracket		1	
	14	716.1.055.1A	Spacer		1	
	15	8000.44240	Nut		2	
	16	574.1.050.2B	L.H. silencer		1	
	17	70914.2121	Screw		4	
	18	73270.8001	Washer		4	
	19	576.1.022.1A	L.H. bracket		1	
	20	711.1.090.1A	Bush		2	
	21	420.2.001.0A	Gasket th.1		2	
	22	716.1.054.1A	Spacer		1	
	23	852.1.118.1A	Washer		1	
	24	779.5.018.1A	Screw		1	
	25	841.1.018.1A	Retainer		1	

NOTES	NO.	CODE NO.	DESCRIPTION	VALIDITY	Q.TY	
-------	-----	----------	-------------	----------	------	---

DRAWING

021


INSTRUMENT PANEL



DRAWING

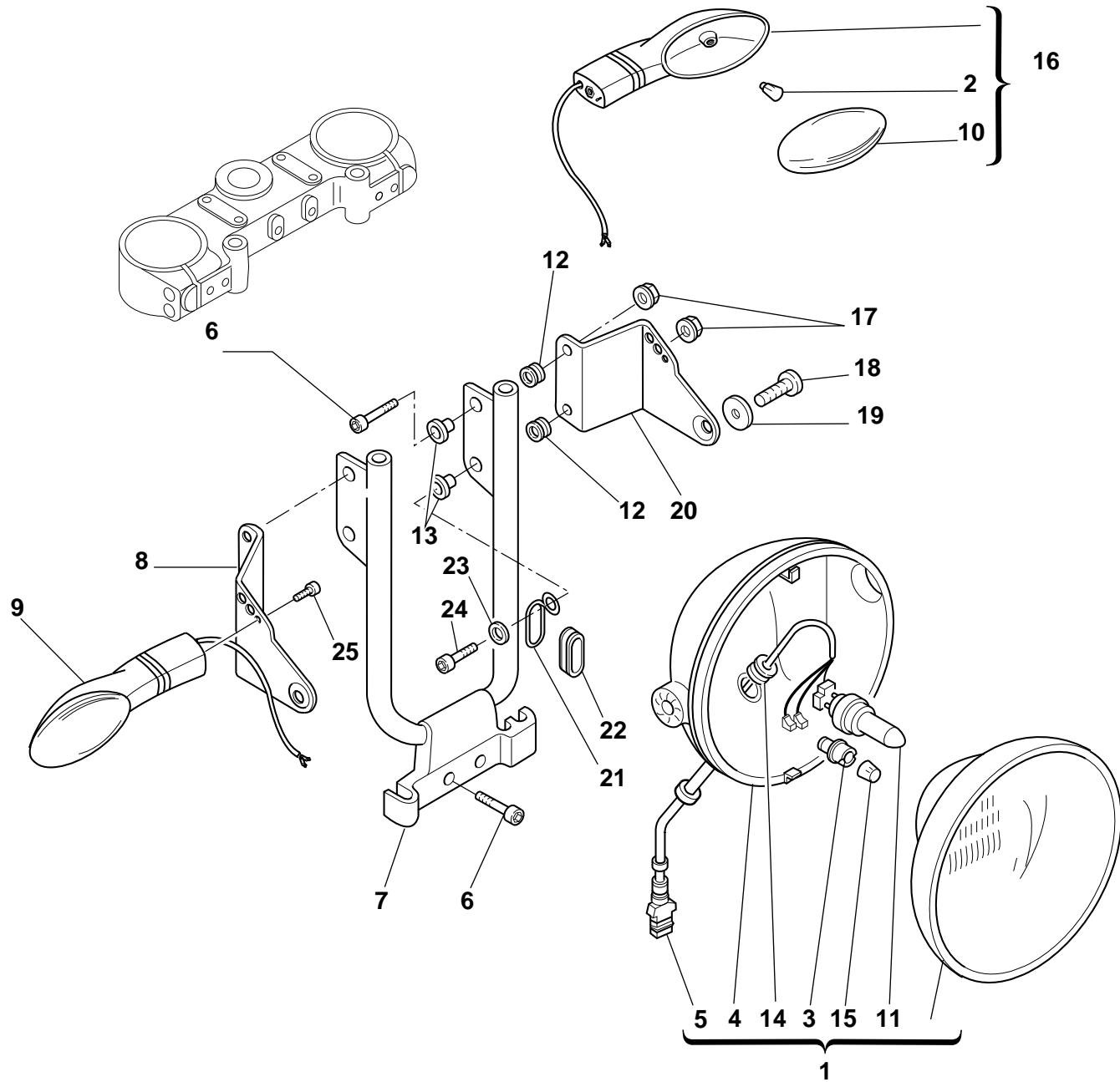
021

INSTRUMENT PANEL

NOTES	NO.	CODE NO.	DESCRIPTION	VALIDITY	Q.TY	
	1	406.2.011.1H	Complete instrument panel		1	
	2	776.4.002.1A	Screw		1	
	3	408.1.008.1A	Knob		1	
	4	401.4.026.1A	Speedometer (miles)		1	
	5	791.1.022.1B	Gasket		2	
	6	247.1.125.1A	Lamp-holding body		1	
	7	774.4.001.1A	Screw		5	
	8	8000.20602	Warning lamp bulb12V-1.2W		4	
	9	402.4.011.1B	Electronic tachometer		1	
	10	8000.56750	Warning lamp bulb12V-2.1W		4	
	11	407.1.008.1A	Plate		1	
	12	852.1.119.1A	Washer		4	
	13	747.5.002.1A	Nut		4	
	14	510.1.150.1A	Electric wiring		1	
	15	403.1.008.3A	Speedometer (km) cable		1	
	16	700.4.009.1A	Rubber pad		4	
	17	60N115506	Washer		2	
	18	779.1.214.1B	Special screw		2	
	19	729906FN1	Nut		1	
	20	700.1.030.1B	Vibration damper pad		3	
	21	539.4.023.1A	Sensor		1	
	22	470.1.054.1A	Frame		1	
	23	407.1.009.1A	Instruments holder		1	

NOTES	NO.	CODE NO.	DESCRIPTION	VALIDITY	Q.TY	
-------	-----	----------	-------------	----------	------	---


DRAWING **022** FRONT HEAD-LIGHT



DRAWING

022

FRONT HEAD-LIGHT

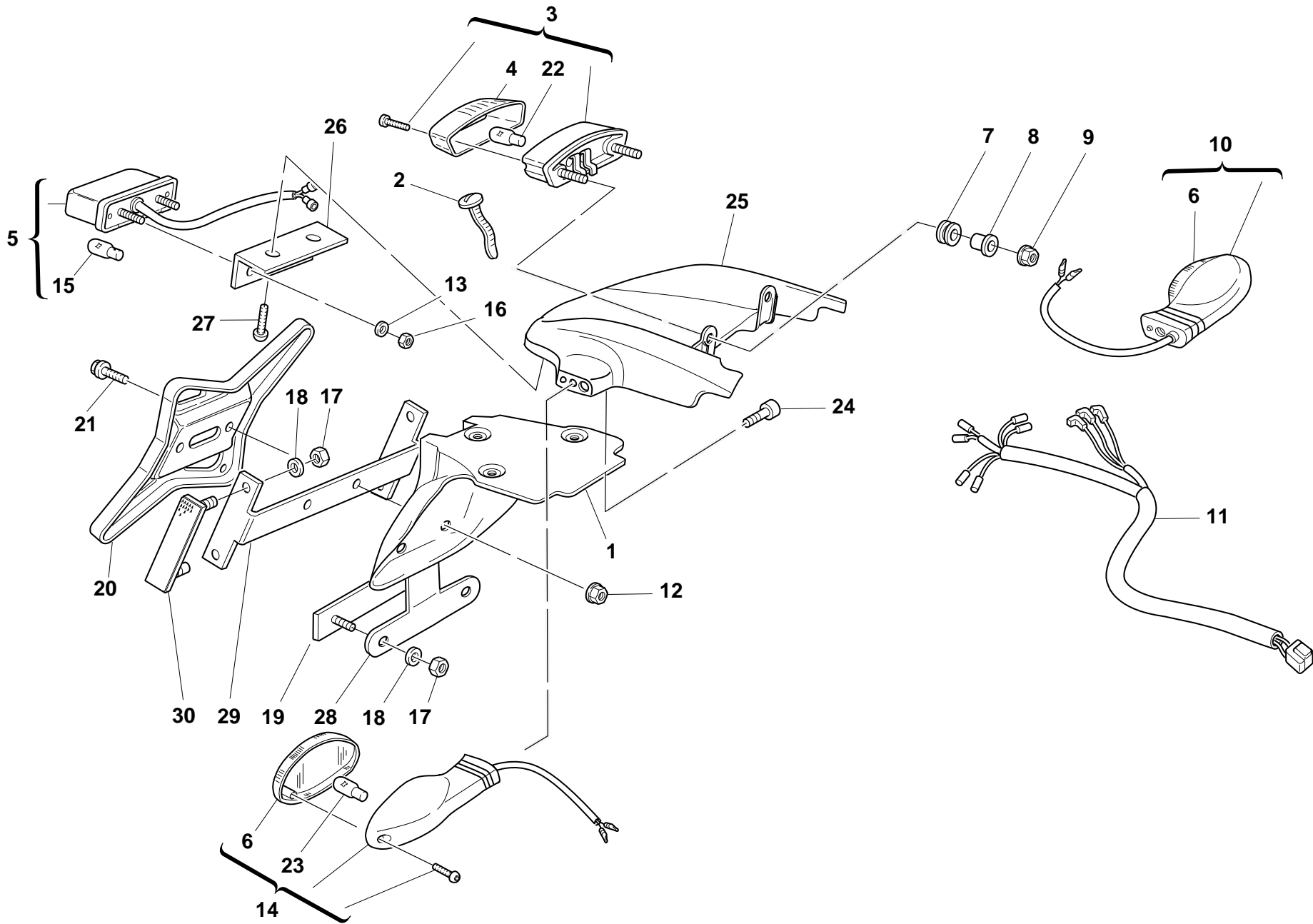
NOTES	NO.	CODE NO.	DESCRIPTION	VALIDITY	Q.TY	
	1	520.4.006.1C	Complete headlight		1	
	2	8000.36726	Bulb		2	
	3	521.4.005.1A	Lamp holder		1	
	4	723.1.003.1A	Cap		1	
	5	510.1.075.1A	Electric wiring		1	
	6	60N102509	Screw		5	
	7	829.1.099.1A	Headlight holder		1	
	8	830.1.194.1A	R.H. bracket		1	
	9	530.4.007.1A	Turn indicator		1	
	10	532.4.004.1A	Cup		2	
	11	0796.38.305	Bulb 55/60W		1	
	12	8000.18048	Rubber pad		6	
	13	716.1.022.1A	Spacer		6	
	14	758.1.014.1A	Fairlead		1	
	15	0659.38.226	Bulb 4W		1	
	16	530.4.008.1A	Turn indicator		1	
	17	750.5.001.1A	Nut		4	
	18	707008N01	Screw		2	
	19	841.1.017.1A	Retainer		2	
	20	830.1.195.1A	L.H. bracket		1	
	21	881.1.023.1A	Ring		1	
	22	0797.41.090	Fairlead rubber ring		1	
	23	734306N01	Washer		1	
	24	60N102510	Screw		1	
	25	60N107335	Screw		2	

NOTES	NO.	CODE NO.	DESCRIPTION	VALIDITY	Q.TY	
-------	-----	----------	-------------	----------	------	---

DRAWING

023

PLATE HOLDER - REAR LIGHT




DRAWING

023

PLATE HOLDER - REAR LIGHT

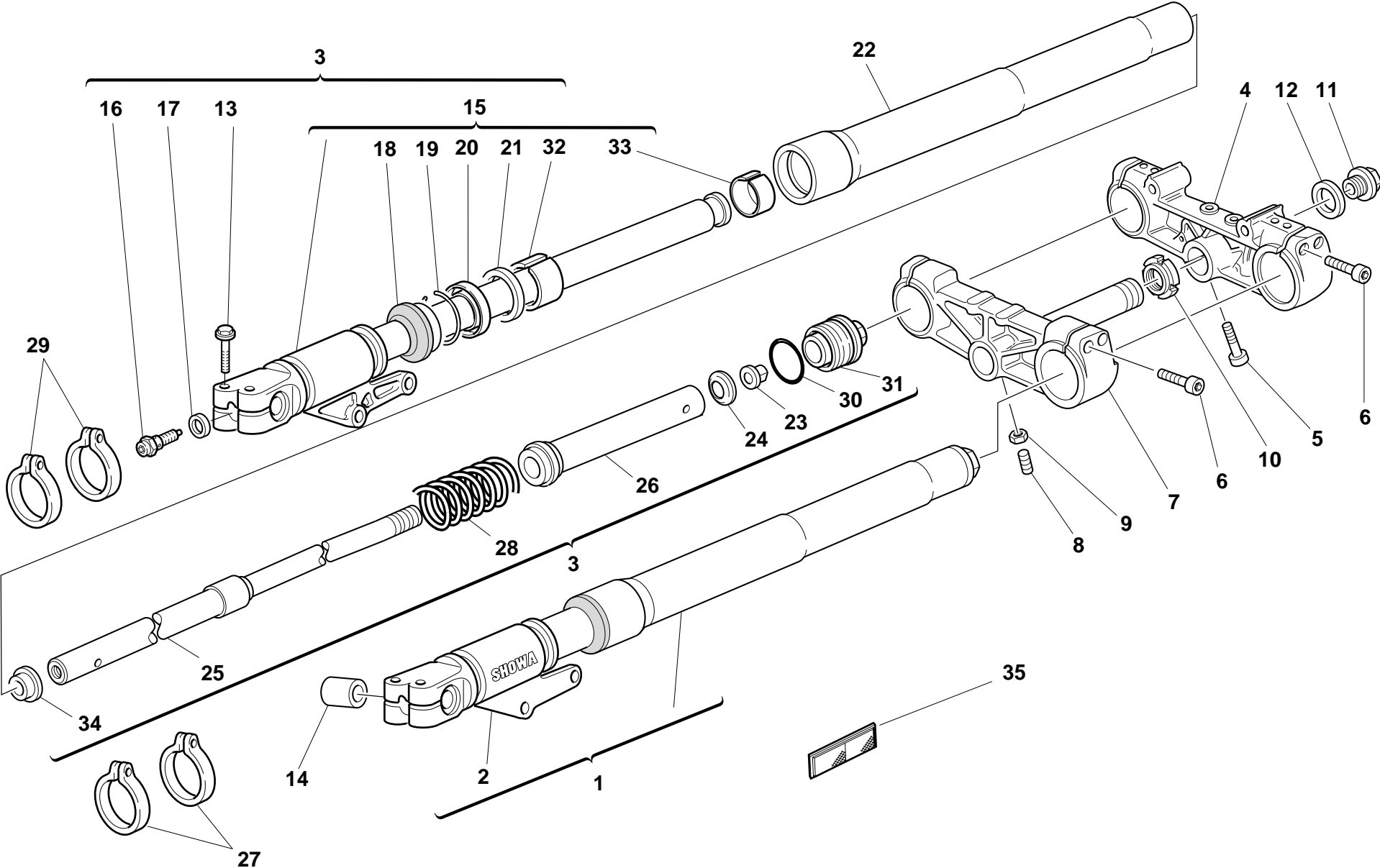
NOTES	NO.	CODE NO.	DESCRIPTION	VALIDITY	Q.TY	
	1	561.1.015.1A	Number plate holder		1	
	2	741.4.020.1A	Clamp		1	
	3	525.4.007.2A	Tail lamp		1	
	4	526.4.003.1A	Cup		1	
	5	525.1.004.2A	Tail lamp		1	
	6	532.4.004.1A	Cup		2	
	7	0797.72.068	Vibration damper pad		2	
	8	0000.44099	Spacer		2	
	9	750.5.001.1A	Nut		2	
	10	530.4.010.2A	Turn indicator		1	
	11	510.1.076.1B	Electric wiring		1	
	12	0000.44240	Nut		2	
	13	60N115548	Washer		2	
	14	530.4.009.2A	Turn indicator		1	
	15	0000.36230	Bulb		1	
	16	729905FN1	El-stop nut		2	
	17	749.5.001.1A	Nut		2	
	18	852.5.001.1A	Washer		2	
	19	529.1.009.1A	Cat's eye		1	
	20	561.1.019.1A	Plate		1	
	21	772.5.012.1A	Screw		2	
	22	390.4.003.1A	Two-light bulb 12V 5/21W		1	
	23	0000.36726	Bulb		2	
	24	60N107335	Screw		2	
	25	565.1.014.1E	Protection		1	
	26	827.1.182.1A	Headlight holder		1	

NOTES	NO.	CODE NO.	DESCRIPTION	VALIDITY	Q.TY	
	27	771.5.617.2B	Screw		2	
	28	827.1.191.1A	Plate		1	
	29	829.1.136.1A	Holder		1	
	30	529.1.006.1A	Cat's eye		2	

DRAWING

024

FORK




DRAWING

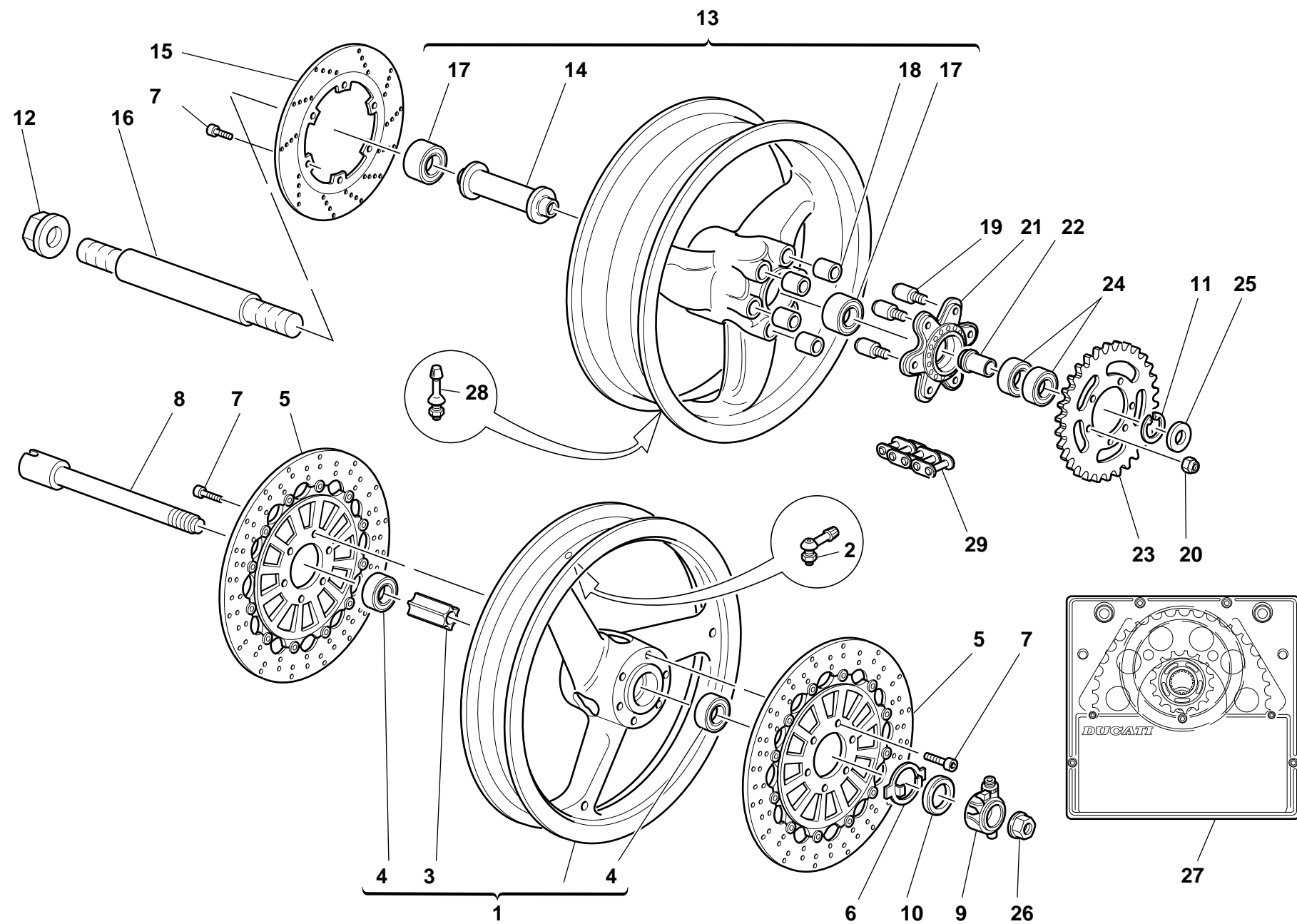
024

FORK

NOTES	NO.	CODE NO.	DESCRIPTION	VALIDITY	Q.TY	
	1	340.2.112.1A	L.H. fork leg assembly		1	
	2	349.1.130.1A	Complete L.H. slider		1	
	3	340.2.111.1A	R.H. fork leg assembly		1	
	4	341.1.017.1B	Steering head		1	
	5	779.5.012.1A	Screw		1	
	6	60N102557	Screw		8	
	7	342.9.013.1A	Steering head base with pin		2	
	8	779.1.099.1A	Special screw		2	
	9	417.9.030.8A	Nut		2	
	10	0795.37.120	Ring nut		2	
	11	873.1.016.1C	Cap		2	
	12	856.1.030.1A	Washer		2	
	13	60N102558	Screw		4	
	14	711.1.033.1A	Wheel spindle bush		2	
	15	349.1.129.1A	Complete R.H. slider		1	
	16	349.1.124.1A	Adjusting screw		2	
	17	349.1.076.1A	Washer		2	
	18	349.1.101.1A	Dust seal		2	
	19	884.1.005.1A	Ring		2	
	20	930.1.005.1A	Seal ring		2	
	21	349.1.102.1A	Check ring		2	
	22	349.1.131.1A	Stanchion tube		1	
	23	349.1.128.1A	Nut		2	
	24	349.1.079.1A	Spring seat retainer		2	
	25	349.1.132.1A	Damper tube		2	
	26	349.1.133.1A	Flexible collar		2	

NOTES	NO.	CODE NO.	DESCRIPTION	VALIDITY	Q.TY	
	27	741.1.021.1A	L.H. Clamp		2	
	28	366.1.035.1A	Spring		2	
	29	741.1.022.1A	R.H. clamp		2	
	30	349.1.087.1A	O-ring		2	
	31	349.2.008.1A	Complete cap		2	
	32	349.1.103.1A	Bush		2	
	33	349.1.104.1A	Bush		2	
	34	349.1.075.1A	Centering ring		2	
	35	529.1.001.1A	Cat's eye		2	

DRAWING 025 FRONT AND REAR WHEELS




DRAWING

025

FRONT AND REAR WHEELS

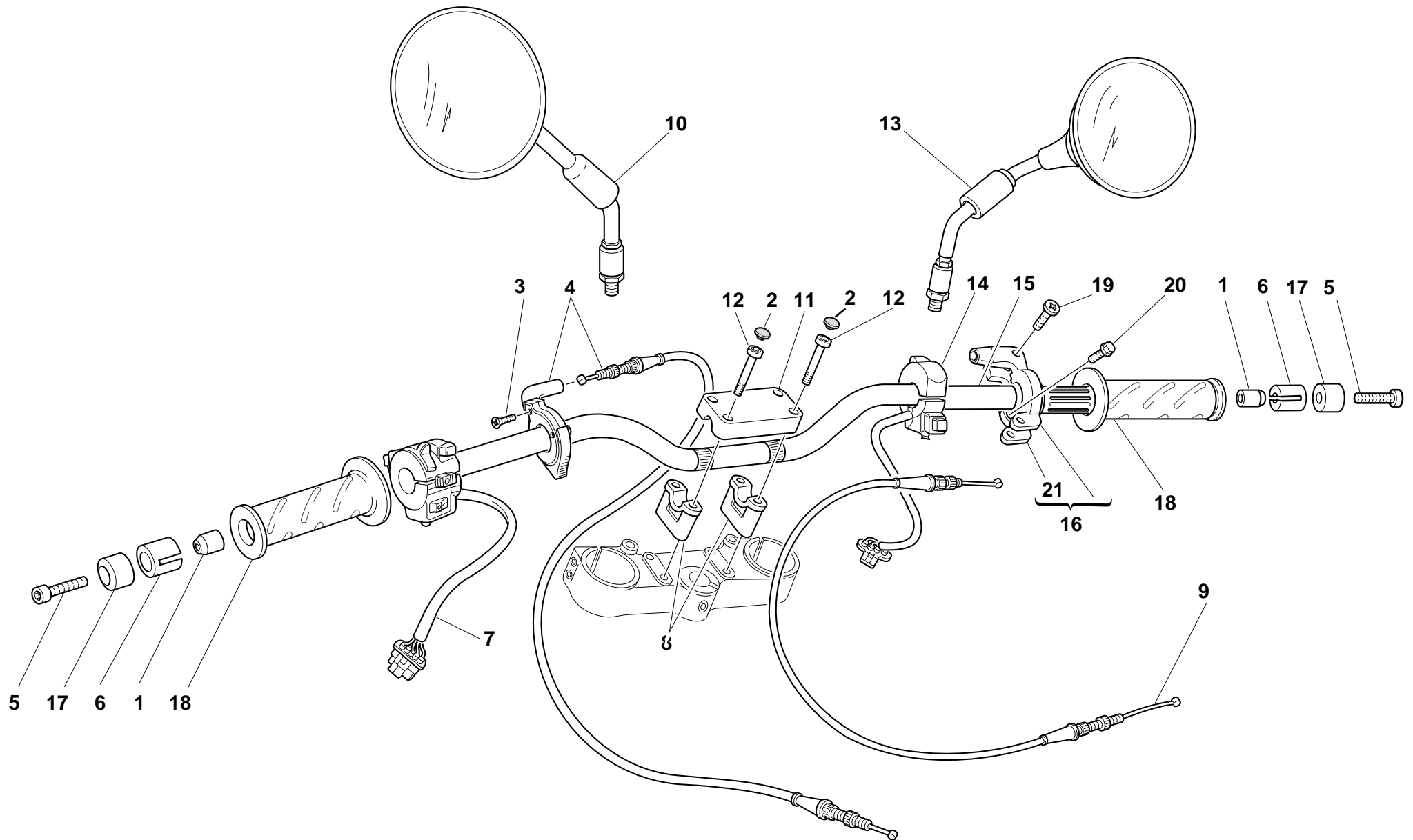
NOTES	NO.	CODE NO.	DESCRIPTION	VALIDITY	Q.TY	
	1	501.2.019.1AB	Front wheel rim (BLACK)		1	
	2	497.2.001.2A	Valve		1	
	3	714.1.028.1A	Inner spacer		1	
	4	75162.2566	Bearing		2	
	5	492.4.024.1A	Brake disc		2	
	6	0000.62648	Relay drive ring		1	
	7	771.5.721.2B	Screw		6	
	8	819.1.017.1A	Front wheel spindle		1	
	9	8000.74049	Speedometer transmission		1	
	10	0000.64471	Seal ring		1	
	11	884.4.001.1A	Snap ring		1	
	12	748.1.008.1B	Nut		2	
	13	502.2.022.1AC	Rear wheel rim (BLACK)		1	
	14	714.1.040.1A	Inner spacer		1	
	15	492.4.003.1A	Brake disc		1	
	16	819.1.028.1A	Rear wheel spindle		1	
	17	75163.3268	Bearing		2	
	18	700.1.005.1A	Vibration damper		6	
	19	821.1.009.1B	Pin		6	
	20	748.4.024.1A	Nut		6	
	21	160.1.004.1B	Rear sprocket flange		1	
	22	710.1.006.1A	Bush		1	
	23	494.1.003.3A	Ring gear z=39		1	
	24	75162.2566	Bearing		2	
	25	713.1.032.1A	Spacer		1	
	26	748.1.014.1B	Fork nut		1	

NOTES	NO.	CODE NO.	DESCRIPTION	VALIDITY	Q.TY	
	27	676.2.035.1A	Final drive kit		1	
	28	0803.77.010	Valve		1	
	29	676.4.003.3A	Chain (98 Links)		1	

DRAWING

026


HALF HANDLEBARS



DRAWING

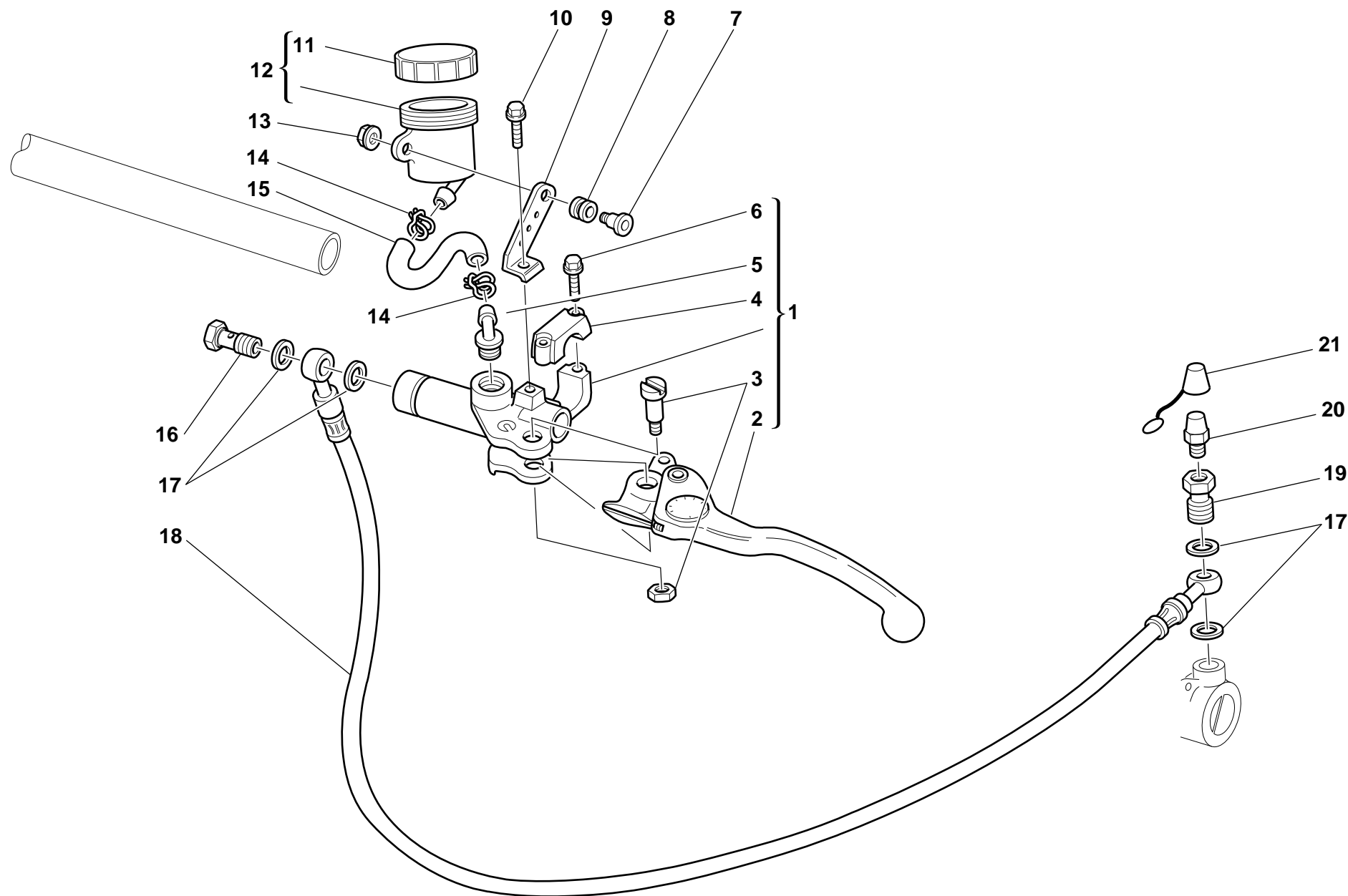
026

HALF HANDLEBARS

NOTES	NO.	CODE NO.	DESCRIPTION	VALIDITY	Q.TY	
	1	711.1.072.1A	Bush		2	
	2	0659.37.040	Cap		4	
	3	777.5.210.2A	Screw		2	
	4	655.2.002.1A	Starter control transmission		1	
	5	771.5.075.2B	Screw		2	
	6	710.1.068.1A	Bush		2	
	7	651.4.007.2A	L.H. switch		1	
	8	360.1.010.1C	Stud bolt		2	
	9	656.1.026.2A	Throttle control tube		1	
	10	523.4.003.1C	L.H. rear-view mirror		1	
	11	360.1.016.1C	Bracket		1	
	12	771.5.001.2B	Screw		4	
	13	523.4.002.1C	R.H. rear-view mirror		1	
	14	650.4.006.2A	R.H. switch		1	
	15	360.1.023.1B	Handlebar		1	
	16	654.2.008.1A	Throttle control		1	
	17	153.1.003.1A	Counterweight		2	
	18	8000.78345	Grips pair		1	
	19	8000.66774	Screw		1	
	20	772.5.023.1A	Screw		2	
	21	658.4.002.1B	Cover		1	

NOTES	NO.	CODE NO.	DESCRIPTION	VALIDITY	Q.TY	
-------	-----	----------	-------------	----------	------	---


DRAWING **027** CLUTCH CONTROL



DRAWING

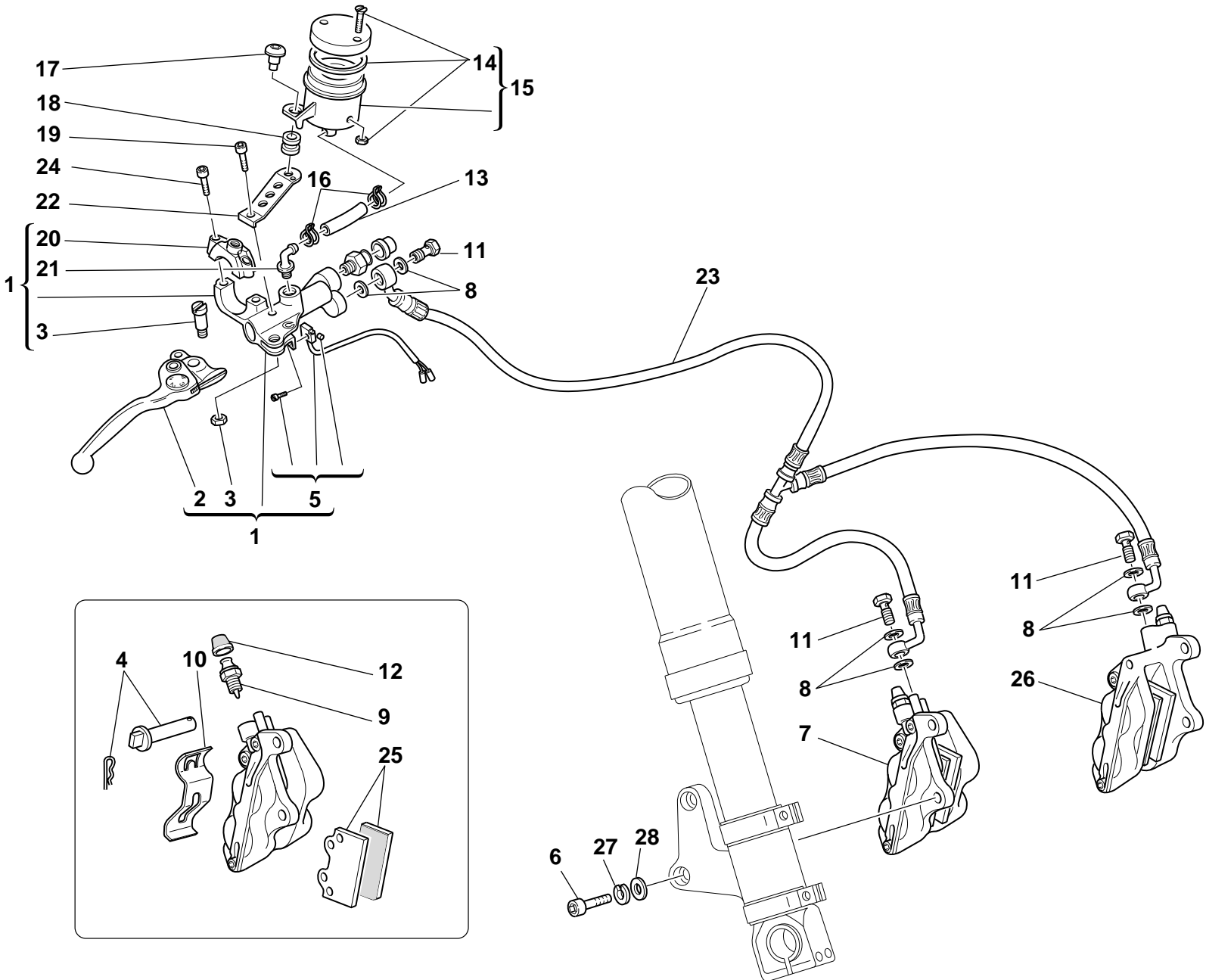
027

CLUTCH CONTROL

NOTES	NO.	CODE NO.	DESCRIPTION	VALIDITY	Q.TY	
	1	630.4.004.1D	Clutch drive pump		1	
	2	631.4.009.1A	Lever with dowel		1	
	3	626.4.009.1A	Spare lever pin		1	
	4	626.4.015.1A	Spare bracket		1	
	5	631.4.008.1A	Spare union		1	
	6	771.5.669.2B	Screw		2	
	7	779.1.092.1A	Screw		1	
	8	0370.72.020	Vibration damper pad		1	
	9	829.1.061.1C	Bracket		1	
	10	70700.6N02	Screw		1	
	11	893.4.005.1A	Cap		1	
	12	0000.61078	Complete oil tank		1	
	13	8000.56443	Nut		1	
	14	741.4.043.1A	Clamp		2	
	15	877.1.049.1A	Tube		1	
	16	779.1.058.2A	Special screw		1	
	17	420.2.001.0A	Gasket th.1		4	
	18	632.1.009.2L	Clutch control pipe (METAL PLAITED)		1	
	19	779.1.082.2A	Filler		1	
	20	0000.33552	Bleed		1	
	21	612.4.005.1A	Dust seal		1	

NOTES	NO.	CODE NO.	DESCRIPTION	VALIDITY	Q.TY	
-------	-----	----------	-------------	----------	------	---

DRAWING **028** FRONT BRAKE




DRAWING

028

FRONT BRAKE

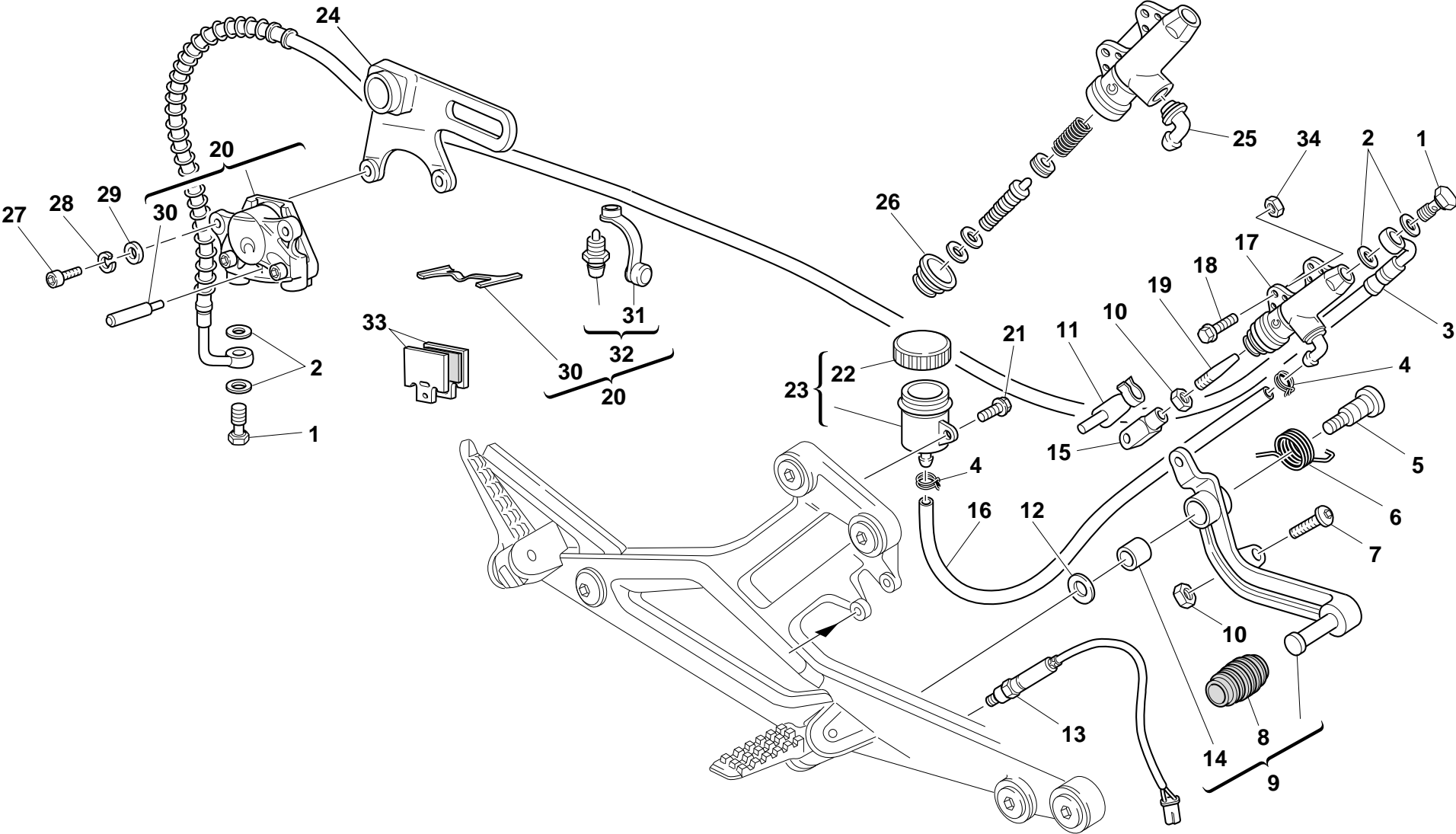
NOTES	NO.	CODE NO.	DESCRIPTION	VALIDITY	Q.TY	
	1	624.4.012.1C	Front brake pump		1	
	2	626.4.007.1A	Lever with dowel		1	
	3	626.4.009.1A	Spare lever pin		1	
	4	612.4.014.1A	Spare pins and spring		2	
	5	539.4.021.1A	Microswitch		1	
	6	771.5.431.2B	Screw		4	
	7	610.4.012.2B	R.H. brake caliper		1	
	8	420.2.001.0A	Gasket th.1		6	
	9	631.4.004.1A	Spare bleed union		2	
	10	612.4.017.1A	Spring		2	
	11	779.1.058.2A	Special screw		3	
	12	612.4.008.1A	Dust seal		1	
	13	877.1.069.1A	Tube		1	
	14	8000.68490	Spare cap		1	
	15	0000.66181	Complete oil tank		1	
	16	741.4.043.1A	Clamp		2	
	17	779.1.092.1A	Screw		1	
	18	0370.72.020	Vibration damper pad		1	
	19	707006N02	Screw		1	
	20	626.4.014.1A	Spare bracket		1	
	21	631.4.008.1A	Spare union		1	
	22	829.1.132.1B	Plate		1	
	23	618.4.036.2B	Caliper pump pipe (METAL PLAITED)		1	
	24	771.5.669.2B	Screw		2	
	25	613.4.020.1A	Pads pair		2	
	26	610.4.011.2B	L.H. brake caliper		1	

NOTES	NO.	CODE NO.	DESCRIPTION	VALIDITY	Q.TY	
	27	734010N01	Spring washer		4	
	28	734310N01	Washer		4	

DRAWING

029

REAR BRAKE




DRAWING

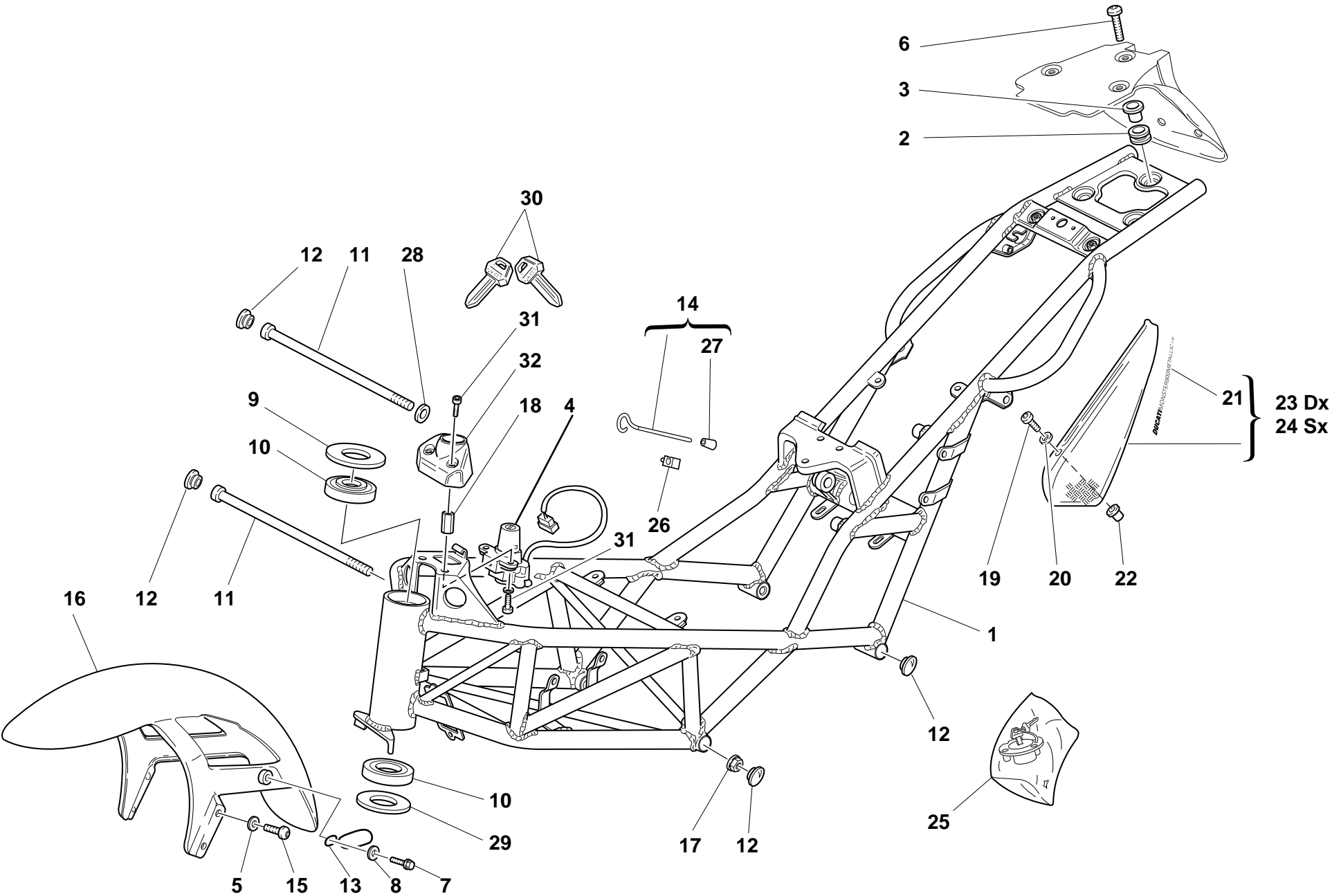
029

REAR BRAKE

NOTES	NO.	CODE NO.	DESCRIPTION	VALIDITY	Q.TY	
	1	779.1.058.2A	Special screw		2	
	2	420.2.001.0A	Gasket th.1		4	
	3	619.4.018.1A	Rear brake line		1	
	4	741.4.043.1A	Clamp		2	
	5	80A0.53548	Pin		1	
	6	799.1.044.1A	Spring		1	
	7	779.1.054.1AA	Special screw		1	
	8	765.1.001.1A	Rubber pad		1	
	9	457.2.007.1A	Brake control lever		1	
	10	417.9.030.6A	Nut		2	
	11	850.1.005.1A	Spring		1	
	12	0000.59485	Washer		1	
	13	539.4.003.1B	Switch		1	
	14	8000.59056	Bush		1	
	15	184.1.001.1A	Fork		1	
	16	877.1.071.1A	Tube		1	
	17	625.4.005.1AB	Rear brake pump		1	
	18	772.5.023.1A	Screw		2	
	19	8000.62586	Adjuster rod		1	
	20	611.4.002.4A	Rear brake caliper		1	
	21	772.5.025.1A	Screw		1	
	22	893.4.005.1A	Cap		1	
	23	585.4.001.1A	Complete oil tank		1	
	24	825.1.005.1A	Caliper holder plate		1	
	25	631.4.008.1A	Spare union		1	
	26	612.4.008.1A	Dust seal		1	

NOTES	NO.	CODE NO.	DESCRIPTION	VALIDITY	Q.TY	
	27	771.5.723.2B	Screw		2	
	28	734008N01	Spring washer		2	
	29	0670.80.010	Washer		2	
	30	0000.48744	Spare pins and spring		1	
	31	612.4.008.1A	Dust seal		1	
	32	0000.39727	Spare bleed union		1	
	33	613.4.028.1A	Pads pair		1	
	34	0404.02.390	Nut		1	

DRAWING **030** FRAME




DRAWING

030

FRAME

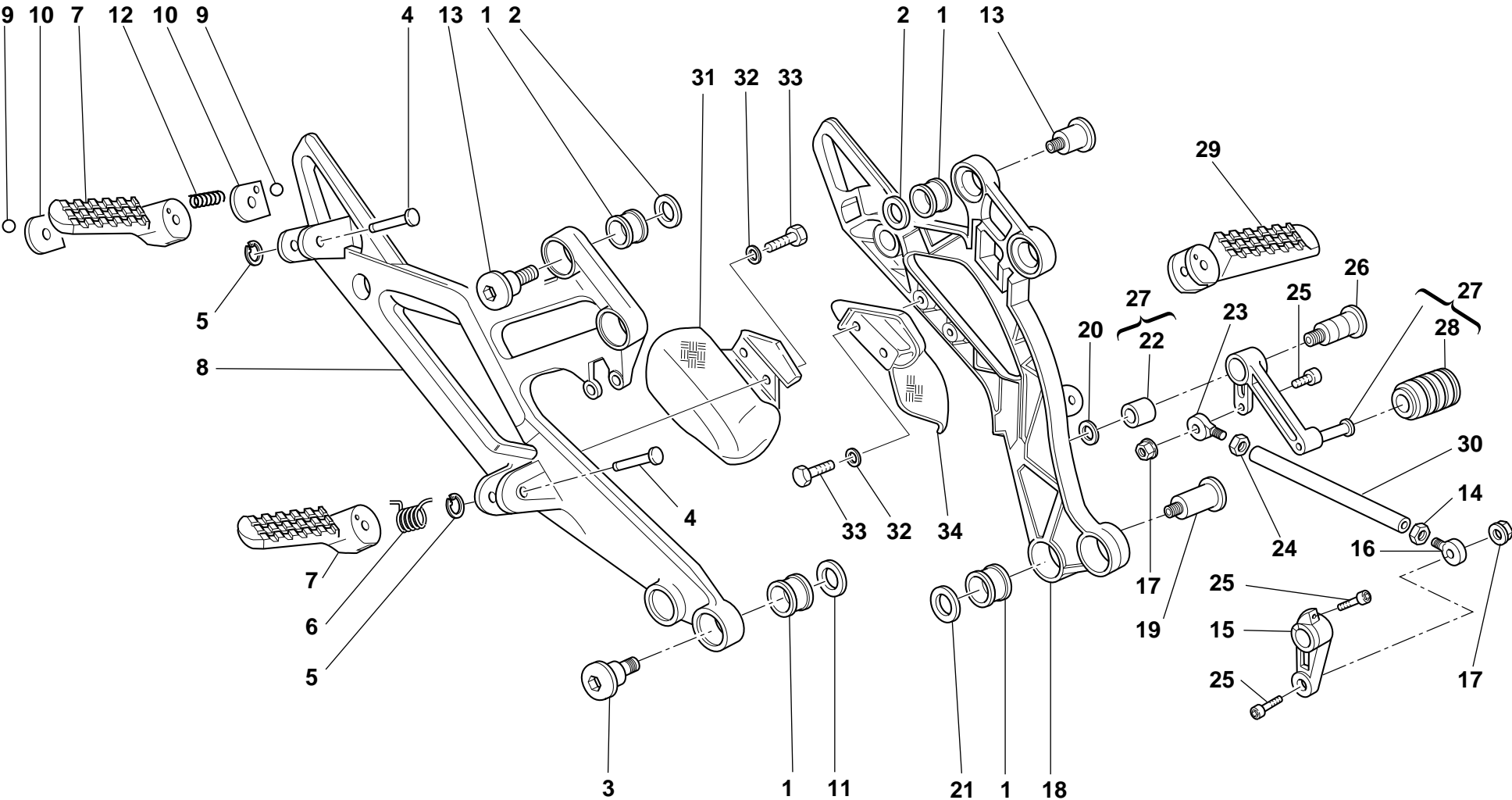
NOTES	NO.	CODE NO.	DESCRIPTION	VALIDITY	Q.TY	
	1	470.1.045.1BB	Frame (BLACK)		1	
	2	764.1.029.1A	Rubber pad		4	
	3	0000.44099	Spacer		3	
	4	652.4.004.3A	Key-operated switch		1	
	5	856.1.042.1A	Nylon washer		4	
	6	772.5.023.1A	Screw		4	
	7	8H00.67545	Screw		1	
	8	8000.56359	Washer		1	
	9	0691.37.020	Special washer		1	
	10	0691.91.010	Bearing		1	
	11	779.1.213.1A	Screw		2	
	12	872.1.026.1A	Cap		4	
	13	758.1.020.1A	Fairlead		1	
	14	117.2.027.1A	Rod		1	
	15	772.5.023.1A	Screw		4	
	16	564.1.031.1A	Front mudguard (CARBON)		1	
	17	748.4.002.1A	Nut		1	
	18	713.1.086.1A	Spacer		2	
	19	775.1.002.1A	Screw		4	
	20	0000.63161	Washer		4	
	21	436.1.094.1AA	Sticker "DUCATI MONSTER 900 METALLIC i.e"		2	
	22	0000.63150	Insert		4	
	23	482.1.035.1CA	R.H. body panel		1	
	24	482.1.034.1CA	L.H. body panel		1	
	25	598.2.029.1A	Locks kit		1	
	26	764.1.010.1A	Rubber pad		1	

NOTES	NO.	CODE NO.	DESCRIPTION	VALIDITY	Q.TY	
	27	764.1.015.1A	Push rod		1	
	28	734010N01	Spring washer		1	
	29	852.1.096.1A	Washer		1	
	30	598.4.011.1A	Wrench		1	
	31	771.5.064.2B	Screw		4	
	32	246.1.010.1A	Cover		1	

DRAWING

031

GEARCHANGE LEVER - FOOT REST




DRAWING

031

GEARCHANGE LEVER - FOOT REST

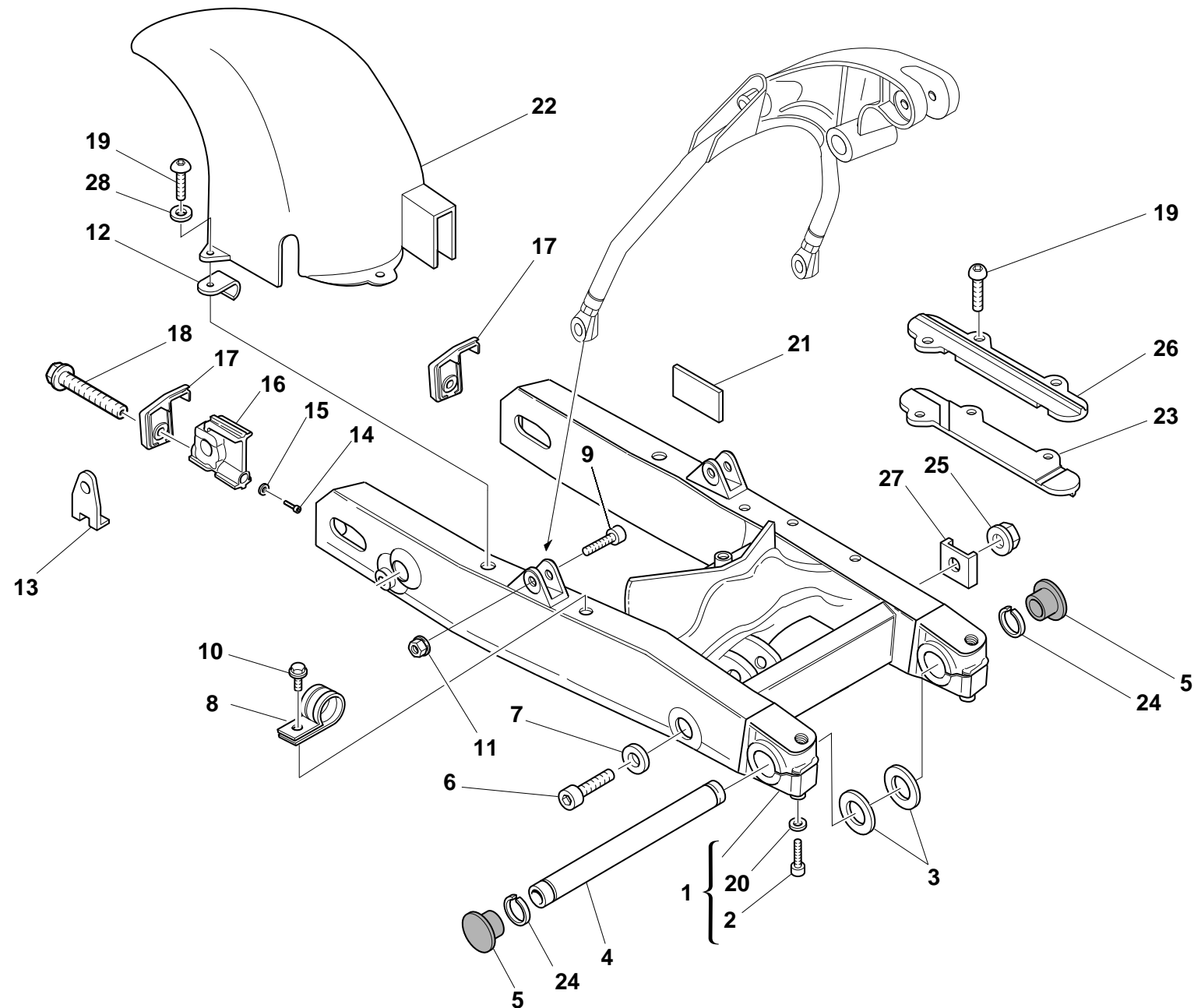
NOTES	NO.	CODE NO.	DESCRIPTION	VALIDITY	Q.TY	
	1	8000.60683	Vibration damper		8	
	2	852.1.065.1A	Washer		4	
	3	779.1.206.1A	Screw		2	
	4	821.1.090.1A	Pin		4	
	5	0170.91.730	Ring		4	
	6	8000.60700	Spring		2	
	7	8000.62562	R.H. foot-rest		2	
	8	824.1.024.1A	R.H. foot peg holder plate		1	
	9	847.4.002.1A	Ball		2	
	10	827.1.161.1A	Plate		2	
	11	852.1.099.1A	Washer		3	
	12	8000.62655	Spring		2	
	13	779.1.204.1A	Screw		4	
	14	417.9.030.6A	Nut		1	
	15	0370.69.020	Gearchange control lever		1	
	16	76401.0002	Ball joint		1	
	17	763106N01	El-stop nut		2	
	18	824.1.023.1A	L.H. foot peg holder plate		1	
	19	779.1.205.1A	Screw		2	
	20	0000.59485	Washer		1	
	21	716.1.056.1A	Spacer		1	
	22	8000.59056	Bush		1	
	23	76401.0003	Ball joint		1	
	24	747.5.001.1A	L.H. nut		1	
	25	779.5.001.1A	Screw		1	
	26	80A0.53548	Pin		1	

NOTES	NO.	CODE NO.	DESCRIPTION	VALIDITY	Q.TY	
	27	456.2.009.1A	Gearchange lever		1	
	28	765.1.001.1A	Rubber pad		1	
	29	8000.62563	L.H. foot-rest		2	
	30	117.1.028.1A	Gearbox transmission rod		1	
	31	460.1.038.3A	R.H. protection		1	
	32	0670.72.010	Washer		4	
	33	60N101077	Screw		4	
	34	460.1.039.3A	L.H. protection		1	

DRAWING

032


REAR FORK




DRAWING

032

REAR FORK

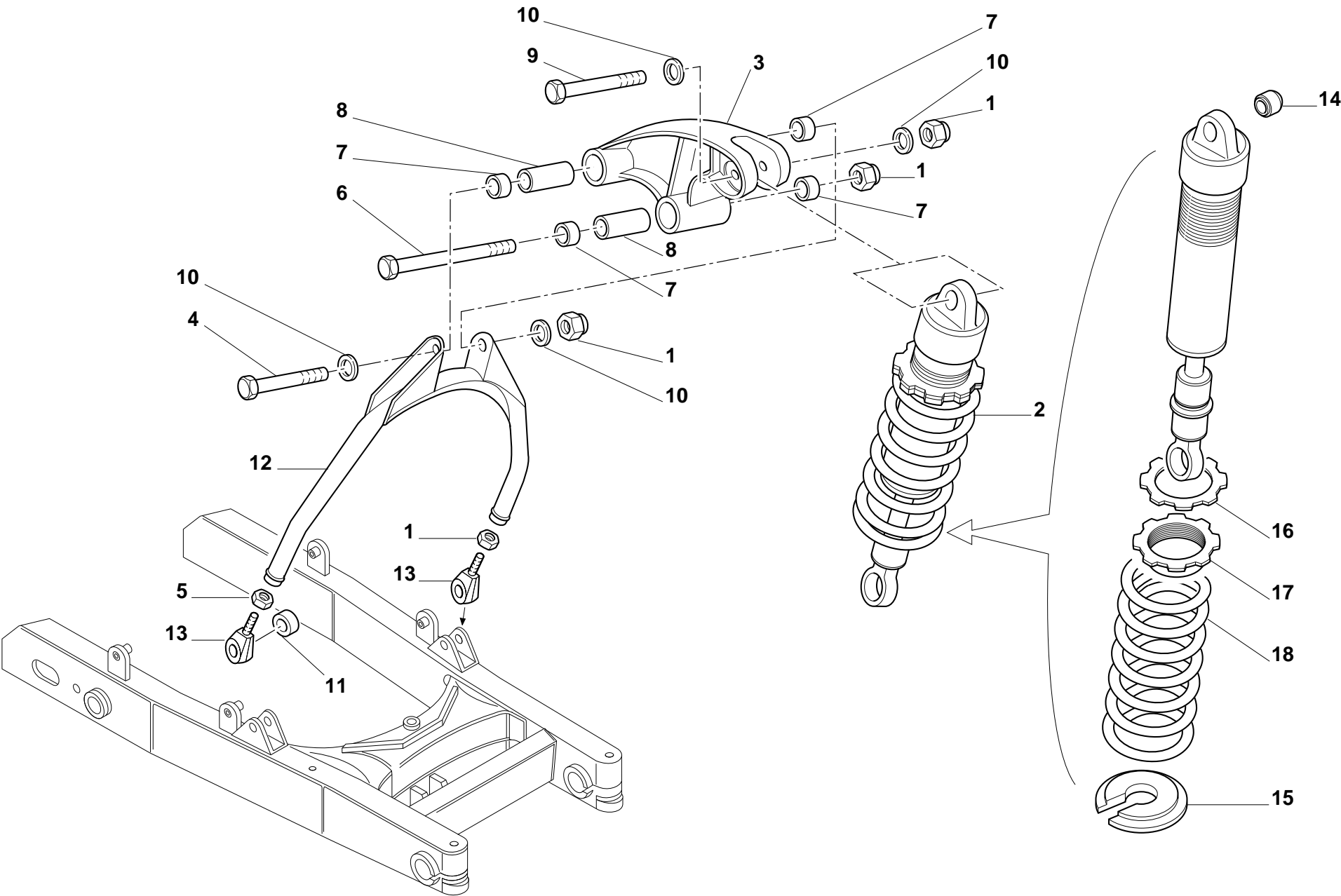
NOTES	NO.	CODE NO.	DESCRIPTION	VALIDITY	Q.TY	
	1	370.1.019.1B	Swingarm		1	
	2	60N102584	Screw		2	
	3	852.1.001.1A	Shim th. 1.8		2	
	3	852.1.002.1A	Shim th. 0.2		2	
	4	369.1.004.1A	Swingarm pivot		1	
	5	872.1.019.1A	Cap		2	
	6	771.1.001.1A	Special screw		1	
	7	734310N01	Washer		1	
	8	741.4.062.1A	Clip		1	
	9	779.1.002.1B	Special screw		2	
	10	8A00.67997	Screw		1	
	11	729908FN1	Nut		2	
	12	760.1.012.2A	Clip		1	
	13	374.1.012.1A	Plate		2	
	14	771.5.004.2B	Screw		2	
	15	852.1.079.1A	Washer		2	
	16	373.1.024.1B	Sliding shoe		2	
	17	373.1.023.1B	Cover		2	
	18	779.1.037.1A	Screw		2	
	19	779.1.119.2A	Screw		9	
	20	0670.92.190	Shim th. 2		2	
	21	433.1.232.1A	Plate		1	
	22	565.1.024.1A	Rear mudguard (CARBON)		1	
	23	447.1.025.1AB	Lower chain sliding shoe		1	
	24	884.4.007.1A	Snap ring		2	
	25	763010N01	El-stop nut		1	

NOTES	NO.	CODE NO.	DESCRIPTION	VALIDITY	Q.TY	
	26	447.1.023.1AB	Upper chain sliding shoer		1	
	27	827.1.029.1A	Plate		1	
	28	0364.99.710	Nylon gasket		3	

DRAWING

033


REAR SUSPENSION



DRAWING

033

REAR SUSPENSION

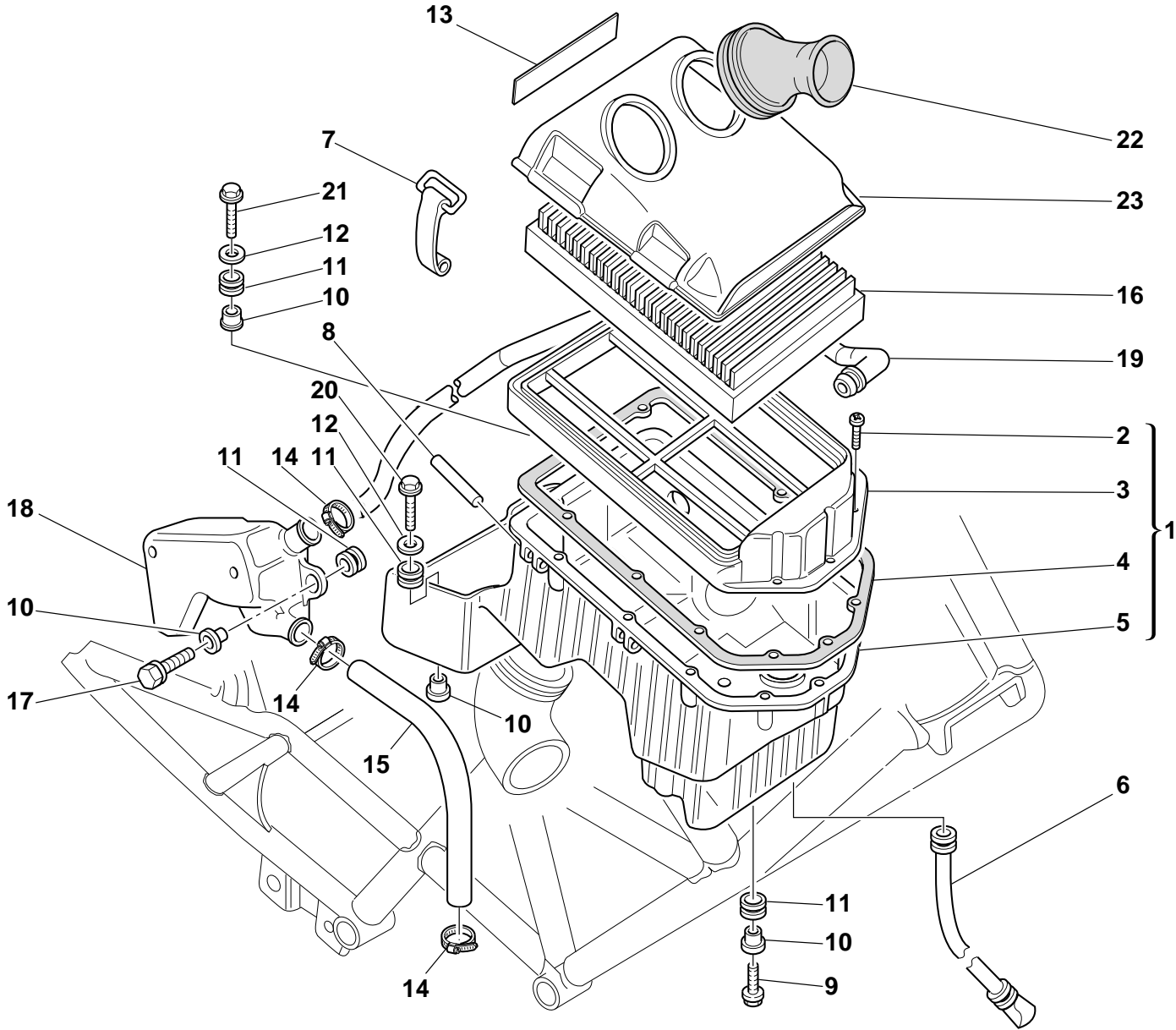
NOTES	NO.	CODE NO.	DESCRIPTION	VALIDITY	Q.TY	
	1	763010N01	El-stop nut		3	
	2	365.2.018.1A	Shock absorber		1	
	3	372.1.002.2A	Rocker assembly		1	
	4	770.5.687.2C	Screw		1	
	5	750.1.010.1A	Nut		2	
	6	779.1.005.1A	Screw		1	
	7	76400.1514	Needle bearing		4	
	8	715.1.001.1A	Spacer		2	
	9	771.1.012.1A	Special screw		1	
	10	0670.59.010	Shim		5	
	11	712.1.008.1A	Bush		2	
	12	371.1.003.2BC	Complete fork (BLACK)		1	
	13	76401.0006	Ball joint		2	
	14	366.1.020.1A	Ball joint		2	
	15	366.1.019.1A	Spring seat		1	
	16	366.1.016.1A	Ring nut		1	
	17	366.1.017.1A	Ring nut		1	
	18	366.1.018.1A	Spring		1	

NOTES	NO.	CODE NO.	DESCRIPTION	VALIDITY	Q.TY	
-------	-----	----------	-------------	----------	------	---

DRAWING

034


AIR INDUCTION - OIL VENT



DRAWING

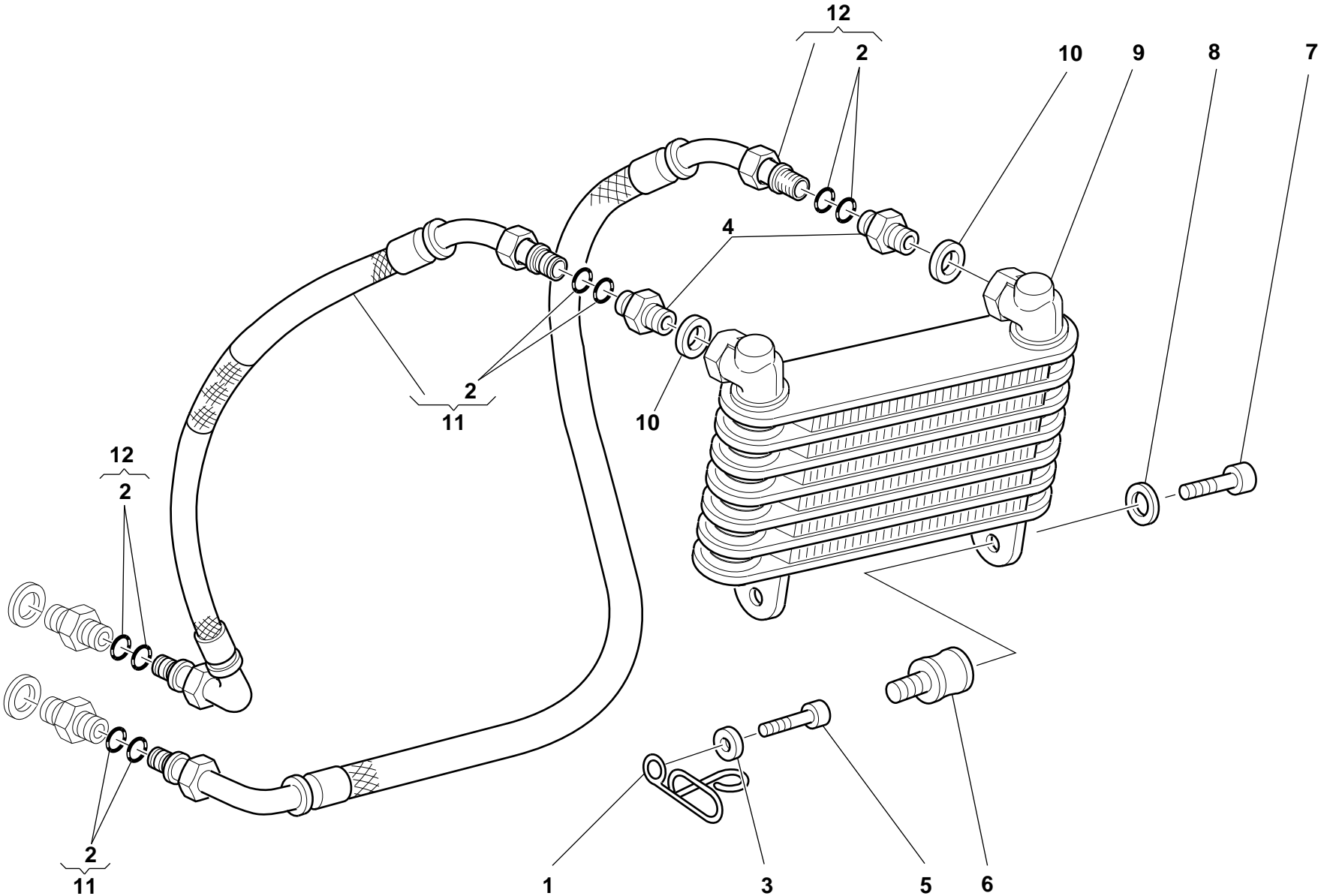
034

AIR INDUCTION - OIL VENT

NOTES	NO.	CODE NO.	DESCRIPTION	VALIDITY	Q.TY	
	1	442.2.041.1B	Air filter box		1	
	2	774.5.002.1A	Self-tapping screw		12	
	3	442.1.007.2A	Upper half-case		1	
	4	788.1.027.1A	Gasket		1	
	5	442.1.042.1B	Lower half-case		1	
	6	877.2.045.1A	Exhaust pipe		1	
	7	760.1.003.1A	Hook		4	
	8	74223.1045	Spring pin		4	
	9	772.5.023.1A	Screw		1	
	10	716.1.022.1A	Spacer		5	
	11	8000.18048	Rubber pad		5	
	12	0670.72.010	Washer		2	
	13	432.1.305.1A	Plate		1	
	14	741.4.002.1A	Clamp		3	
	15	876.1.050.1A	Breather pipe		1	
	16	0370.98.610	Filter element		1	
	17	772.5.024.1A	Screw		2	
	18	585.1.013.1A	Oil breather tank		1	
	19	876.1.072.1A	Breather pipe		1	
	20	60N102509	Screw		1	
	21	60N102511	Screw		1	
	22	135.1.008.2A	Air funnel		2	
	23	246.1.046.1B	Filter case cover		1	

NOTES	NO.	CODE NO.	DESCRIPTION	VALIDITY	Q.TY	
-------	-----	----------	-------------	----------	------	---


DRAWING **035** OIL COOLER



DRAWING

035

OIL COOLER

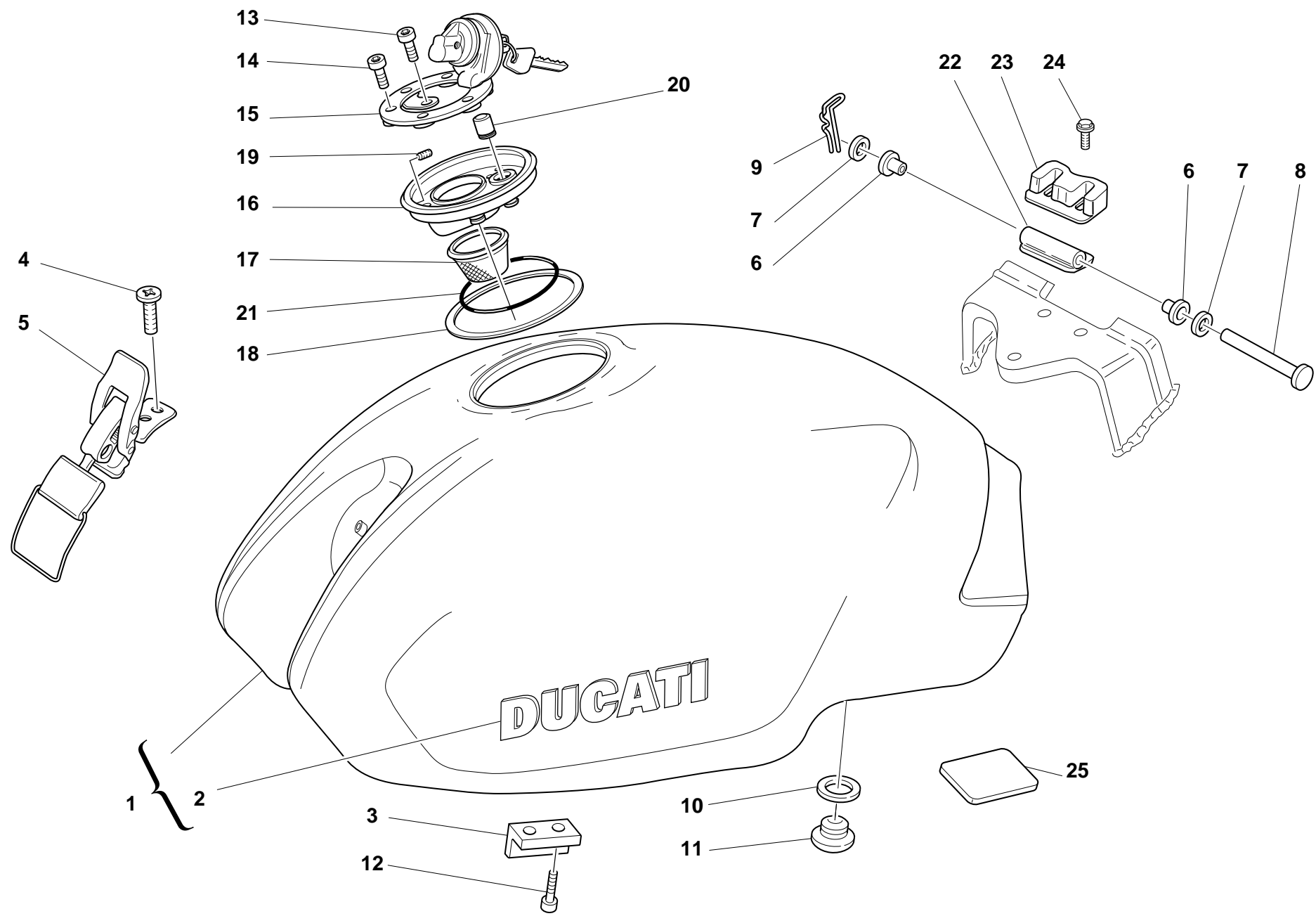
NOTES	NO.	CODE NO.	DESCRIPTION	VALIDITY	Q.TY	
	1	829.1.109.1A	Guide ring		1	
	2	886.5.015.1A	O-Ring		8	
	3	734306N01	Washer		1	
	4	815.1.022.1A	Nipple		2	
	5	60N102511	Screw		1	
	6	700.1.011.1A	Vibration damper		2	
	7	707006N02	Screw		2	
	8	841.1.001.1C	Retainer		2	
	9	548.4.030.1A	Oil cooler		1	
	10	220.2.017.6A	Aluminium gasket		2	
	11	875.1.052.1A	Oil delivery pipe		1	
	12	875.1.053.1A	Oil return pipe		1	

NOTES	NO.	CODE NO.	DESCRIPTION	VALIDITY	Q.TY	
-------	-----	----------	-------------	----------	------	---

DRAWING

036


FUEL TANK




DRAWING

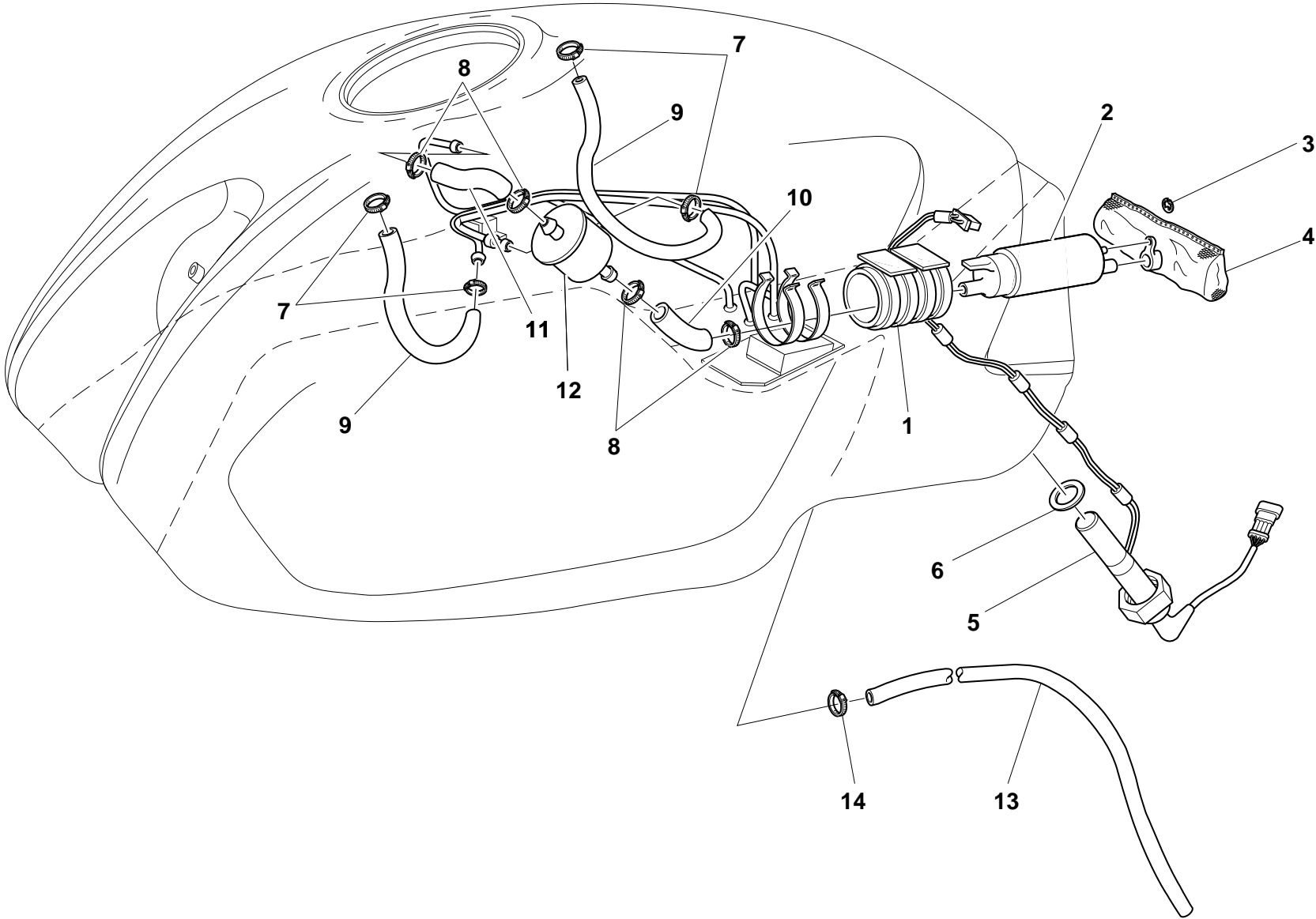
036

FUEL TANK

NOTES	NO.	CODE NO.	DESCRIPTION	VALIDITY	Q.TY	
	1	586.1.031.2AG	Fuel tank (GREY)		1	
	1	586.1.031.2AH	Fuel tank (BLACK)		1	
	1	586.1.031.2AL	Tank (NIGHT BLUE)		1	
	1	586.1.031.2AM	Tank (VIOLET)		1	
	1	586.1.031.2AN	Fuel tank (RED)		1	
	1	586.1.031.2AP	Fuel tank (BLUE)		1	
	2	435.1.095.1AA	Sticker "DUCATI" (light)		2	
	2	435.1.095.1BA	Sticker "DUCATI" (dark)		2	
	3	866.1.039.2A	Rubber pad		2	
	4	777.5.019.7E	Screw		2	
	5	760.4.006.1B	Hook		1	
	6	712.1.013.1A	Bush		2	
	7	80C0.05893	Shim		2	
	8	821.1.028.2B	Pin		1	
	9	8000.62705	Split pin		1	
	10	420.2.001.0A	Gasket th.1		1	
	11	8000.77921	Screw		1	
	12	779.5.004.1A	Screw		2	
	13	771.5.040.2B	Screw		1	
	14	771.5.045.7E	Screw		3	
	15	895.4.001.2A	Tank cap		1	
	16	160.1.013.1B	Cap		1	
	17	802.1.005.1A	Hose		1	
	18	791.1.015.1A	Gasket		1	
	19	779.5.007.1A	Screw		8	
	20	791.1.039.1A	Gasket		1	

NOTES	NO.	CODE NO.	DESCRIPTION	VALIDITY	Q.TY	
	21	886.4.011.1A	O-Ring		1	
	22	827.2.134.1A	Plate		1	
	23	866.1.037.1A	Pad		1	
	24	772.5.023.1A	Screw		2	
	25	433.1.158.1A	Plate		1	


DRAWING **037** FUEL SYSTEM



DRAWING

037

FUEL SYSTEM

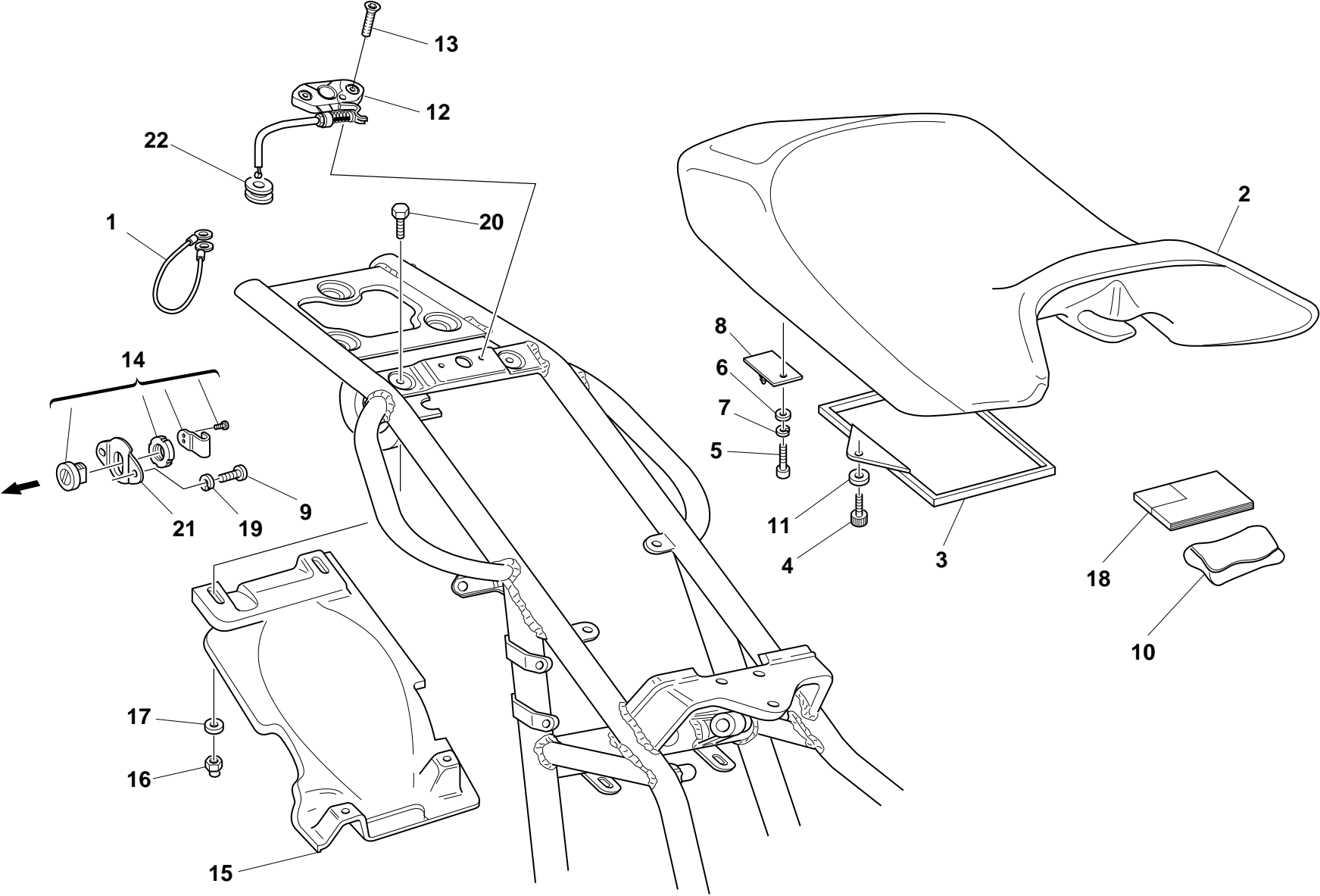
NOTES	NO.	CODE NO.	DESCRIPTION	VALIDITY	Q.TY	
	1	829.1.021.2A	Holder		1	
	2	430.4.004.1A	Fuel pump		1	
	3	884.4.012.1A	Circlip		1	
	4	425.4.008.1A	Fuel filter		1	
	5	592.1.005.2B	Low fuel sensor		1	
	6	789.1.001.1A	Gasket		1	
	7	741.4.008.2A	Clamp		4	
	8	741.4.064.1A	Clamp		4	
	9	590.1.127.1A	Air separator/pump pipe		2	
	10	590.1.125.1A	Tube		1	
	11	590.1.126.1A	Tube		1	
	12	425.4.004.1B	Fuel filter		1	
	13	590.1.136.1A	Breather pipe		1	
	14	741.4.066.1A	Clamp		1	

NOTES	NO.	CODE NO.	DESCRIPTION	VALIDITY	Q.TY	
-------	-----	----------	-------------	----------	------	---

DRAWING

038


SEAT



DRAWING

038

SEAT

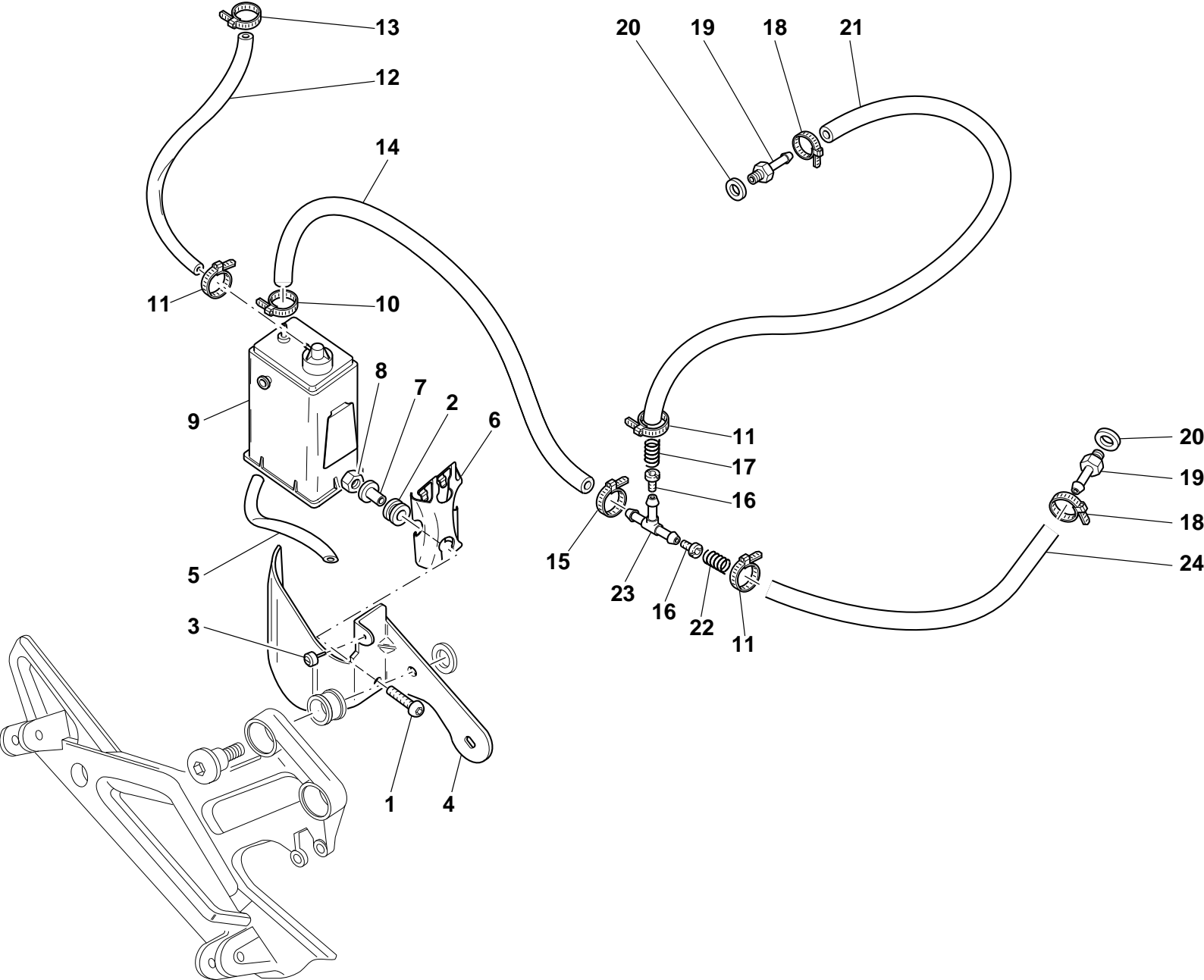
NOTES	NO.	CODE NO.	DESCRIPTION	VALIDITY	Q.TY	
	1	732.1.007.1A	Helmet anti-theft wire		1	
	2	595.1.036.1A	Seat padding		1	
	3	247.1.086.1A	Cover		1	
	4	779.1.104.1A	Special screw		3	
	5	779.5.010.1A	Screw		1	
	6	734306N01	Washer		1	
	7	734006N01	Spring washer		1	
	8	829.2.237.1A	Pin		1	
	9	60N102482	Screw		9	
	10	697.2.006.1B	Tool bag		1	
	11	8000.56391	Nylon washer		1	
	12	732.2.010.2A	Flexible cable		1	
	13	777.5.036.2B	Screw		2	
	14	598.2.019.1A	Seat lock		1	
	15	565.1.017.2A	Mudflap		1	
	16	0000.44240	Nut		4	
	17	0670.72.010	Washer		4	
	18	913.7.060.1H	Owner's manual		1	
	19	734005N01	Spring washer		2	
	20	60N101077	Screw		2	
	21	829.1.236.1A	Plate		1	
	22	764.1.029.1A	Rubber pad		1	

NOTES	NO.	CODE NO.	DESCRIPTION	VALIDITY	Q.TY	
-------	-----	----------	-------------	----------	------	---

DRAWING

039


FUEL INFEED



DRAWING

039

FUEL INFEED

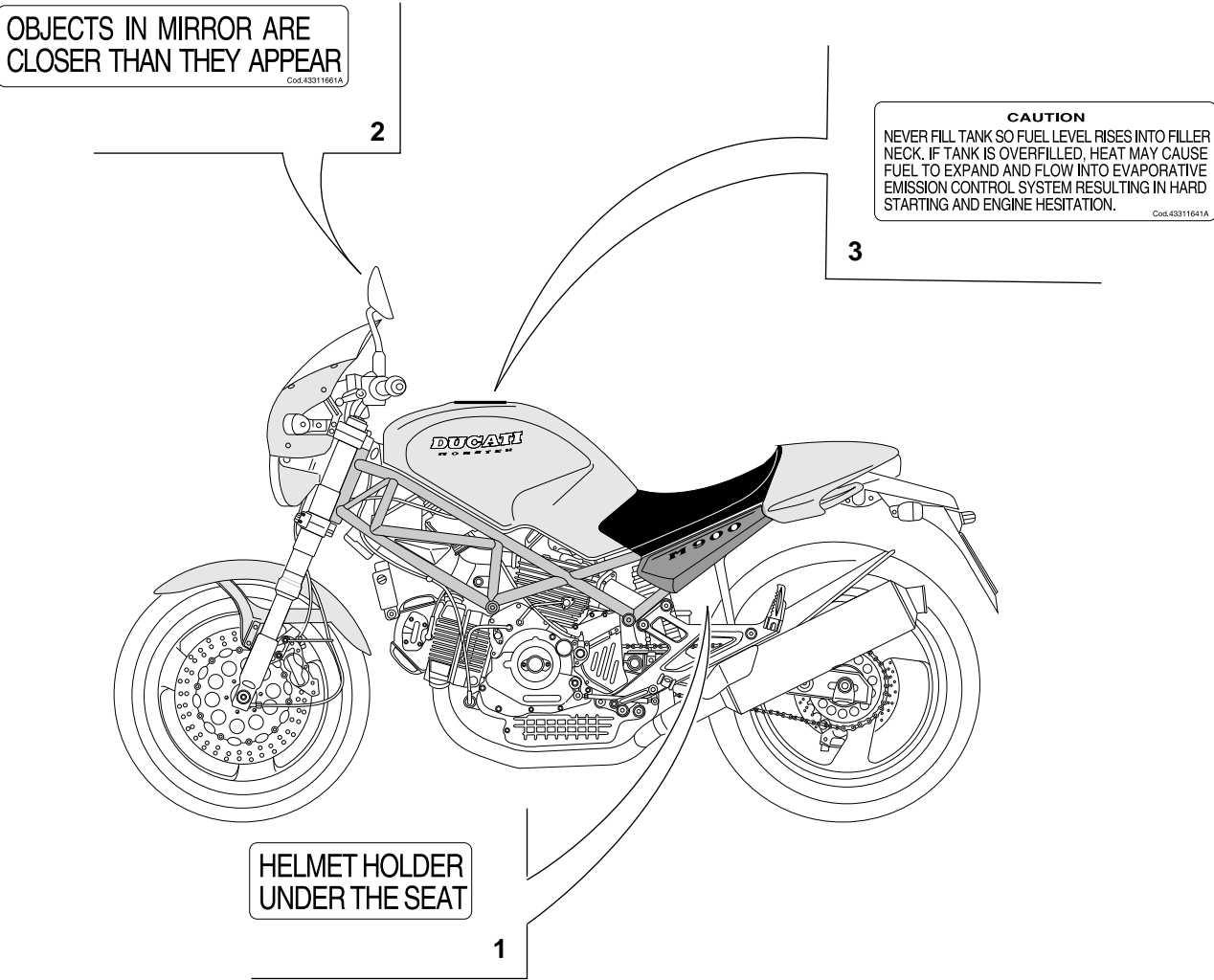
NOTES	NO.	CODE NO.	DESCRIPTION	VALIDITY	Q.TY	
	1	779.1.008.1A	Screw		2	
	2	0000.16132	Rubber pad		2	
	3	8000.66308	Vibration damper pad		1	
	4	827.1.186.1A	Bracket		1	
	5	590.1.141.1A	Tube		1	
	6	827.1.157.1A	Plate		1	
	7	716.1.043.1A	Spacer		2	
	8	0000.44240	Nut		2	
	9	426.1.007.1B	CANISTER filter		1	
	10	741.4.058.1A	Clamp		1	
	11	741.4.063.1A	Clamp		3	
	12	590.1.137.1A	Tube		1	
	13	741.4.057.1A	Clamp		1	
	14	590.1.138.1A	Tube		1	
	15	741.4.059.1A	Clamp		1	
	16	0615.27.143	Idling jet 50		2	
	17	799.1.103.1A	Spring		1	
	18	741.4.001.1A	Clamp		2	
	19	814.1.091.1A	Union		2	
	20	0250.70.223	Aluminium gasket		2	
	21	590.1.140.1A	Tube		1	
	22	799.1.105.1A	Spring		1	
	23	0361.98.850	Shunt valve		1	
	24	590.1.139.1A	Tube		1	

NOTES	NO.	CODE NO.	DESCRIPTION	VALIDITY	Q.TY	
-------	-----	----------	-------------	----------	------	---

DRAWING

040


MARKING PLATES



DRAWING

040

MARKING PLATES

NOTES	NO.	CODE NO.	DESCRIPTION	VALIDITY	Q.TY	
	1	433.1.170.1A	Sticker		1	
	2	433.1.166.1A	Label		2	
	3	433.1.164.1A	Sticker		1	

NOTES	NO.	CODE NO.	DESCRIPTION	VALIDITY	Q.TY	

Colore	Codice
Paint	Code
Vernis	Code
Slacken	Code
Lacas	Codice
	PPG

Viola

*0008

Nero

*0009

Rosso

*0010

Grigio

*0011

Blu

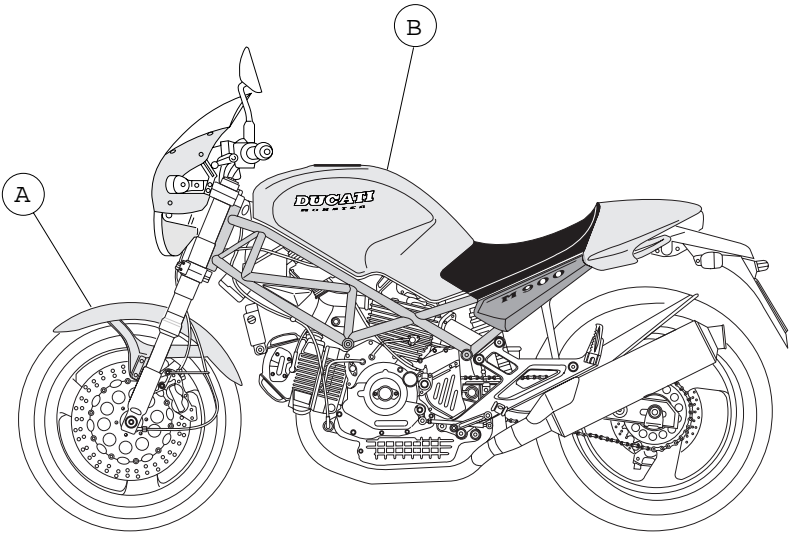
*0012

Blu notte

*0013

"Nero DARK DUCATI"

291.501



A Front fender
B Fuel tank

INDEX

CODE No.	Drwg.	POS. N.	CODE No.	Drwg.	POS. N.	CODE No.	Drwg.	POS. N.	CODE No.	Drwg.	POS. N.	CODE No.	Drwg.	POS. N.
0000.16132	39	2	0124.40.050	12	9	0400.09.050	2	21	0659.38.226	22	15	0670.49.310	9	26
0000.30326	20	10	0124.40.060	8	12	0400.16.190	13	14	0660.13.060	2	19	0670.49.910	9	21
0000.33552	27	20	0150.70.120	5	17	0400.17.030	4	26	0660.13.070	2	13	0670.59.010	33	10
0000.36230	23	15	0150.70.120	9	28	0400.17.030	7	1	0660.13.143	2	9	0670.72.010	18	15
0000.36726	23	23	0150.92.280	2	5	0400.29.040	8	11	0660.13.165	2	25	0670.72.010	31	32
0000.39727	29	32	0170.91.730	31	5	0400.29.125	13	17	0660.16.145	4	21	0670.72.010	34	12
0000.44099	23	8	0204.70.105	13	7	0400.29.125	2	34	0660.29.030	13	9	0670.72.010	38	17
0000.44099	30	3	0214.07.350	2	22	0400.29.126	13	17	0660.47.040	6	13	0670.80.010	29	29
0000.44119	1	15	0214.07.350	8	26	0400.29.126	2	34	0660.49.053	9	17	0670.92.010	10	8
0000.44120	1	16	0250.70.223	16	12	0400.49.240	11	18	0660.49.268	10	13	0670.92.190	14	8
0000.44240	18	25	0250.70.223	39	20	0400.49.240	5	13	0660.50.020	12	8	0670.92.190	15	8
0000.44240	23	12	0251.47.050	3	1	0404.02.390	20	4	0660.70.065	9	4	0670.92.190	32	20
0000.44240	38	16	0251.47.054	3	1	0404.02.390	29	34	0660.92.240	14	15	0675.03.210	1	17
0000.44240	39	8	0272.91.090	2	8	0504.03.085	2	5	0660.92.240	15	10	0675.49.540	5	21
0000.48744	29	30	0335.03.465	16	25	051.2.001.1A	1	3	0660.92.310	13	18	0691.37.020	30	9
0000.56803	18	36	0361.98.850	39	23	0615.27.143	39	16	0665.49.680	5	8	0691.91.010	30	10
0000.59485	29	12	0364.99.710	32	28	0619.47.030	6	12	0670.16.145	3	7	0691.91.030	18	16
0000.59485	31	20	0367.49.275	10	11	0619.50.065	12	17	0670.16.150	3	3	0723.92.239	14	19
0000.61078	27	12	0370.69.020	31	15	0619.84.015	20	2	0670.16.155	3	19	0723.92.239	15	16
0000.62648	25	6	0370.72.020	27	8	0619.92.180	14	8	0670.16.163	3	11	0723.92.500	14	19
0000.63150	18	34	0370.72.020	28	18	0619.92.180	15	8	0670.16.164	3	11	0723.92.500	15	16
0000.63150	30	22	0370.84.005	20	1	0647.29.040	12	15	0670.16.164	3	15	0723.92.501	14	19
0000.63161	30	20	0370.92.050	13	12	0647.70.010	14	12	0670.16.165	3	15	0723.92.501	15	16
0000.64471	25	10	0370.98.610	34	16	0647.70.010	15	20	0670.16.170	3	26	0723.92.502	14	19
0000.66181	28	15	0375.92.210	14	13	0647.92.170	4	27	0670.16.171	3	26	0723.92.502	15	16
0000.70139	1.1	2	0375.92.210	15	19	0659.16.558	4	1	0670.16.184	3	15	0723.92.503	14	19
0011.52.010	10	23	0377.49.270	10	6	0659.37.040	26	2	0670.16.185	3	15	0723.92.503	15	16

INDEX

CODE No.	Drwg.	POS. N.	CODE No.	Drwg.	POS. N.	CODE No.	Drwg.	POS. N.	CODE No.	Drwg.	POS. N.	CODE No.	Drwg.	POS. N.
0723.92.504	14	19	0723.92.517	15	16	0723.92.535	14	19	0723.92.675	15	16	0727.92.056	14	17
0723.92.504	15	16	0723.92.518	14	19	0723.92.535	15	16	0723.92.685	14	19	0727.92.056	15	14
0723.92.505	14	19	0723.92.518	15	16	0723.92.545	14	19	0723.92.685	15	16	0727.92.057	14	17
0723.92.505	15	16	0723.92.519	14	19	0723.92.545	15	16	0723.92.695	14	19	0727.92.057	15	14
0723.92.506	14	19	0723.92.519	15	16	0723.92.555	14	19	0723.92.695	15	16	0727.92.058	14	17
0723.92.506	15	16	0723.92.520	14	19	0723.92.555	15	16	0723.92.705	14	19	0727.92.058	15	14
0723.92.507	14	19	0723.92.520	15	16	0723.92.565	14	19	0723.92.705	15	16	0727.92.059	14	17
0723.92.507	15	16	0723.92.521	14	19	0723.92.565	15	16	0723.92.715	14	19	0727.92.059	15	14
0723.92.508	14	19	0723.92.521	15	16	0723.92.575	14	19	0723.92.715	15	16	0727.92.060	14	17
0723.92.508	15	16	0723.92.522	14	19	0723.92.575	15	16	0723.92.725	14	19	0727.92.060	15	14
0723.92.509	14	19	0723.92.522	15	16	0723.92.585	14	19	0723.92.725	15	16	0727.92.061	14	17
0723.92.509	15	16	0723.92.523	14	19	0723.92.585	15	16	0723.92.735	14	19	0727.92.061	15	14
0723.92.510	14	19	0723.92.523	15	16	0723.92.595	14	19	0723.92.735	15	16	0727.92.062	14	17
0723.92.510	15	16	0723.92.524	14	19	0723.92.595	15	16	0723.92.745	14	19	0727.92.062	15	14
0723.92.511	14	19	0723.92.524	15	16	0723.92.605	14	19	0723.92.745	15	16	0727.92.063	14	17
0723.92.511	15	16	0723.92.525	14	19	0723.92.605	15	16	0727.92.050	14	17	0727.92.063	15	14
0723.92.512	14	19	0723.92.525	15	16	0723.92.615	14	19	0727.92.050	15	14	0727.92.064	14	17
0723.92.512	15	16	0723.92.526	14	19	0723.92.615	15	16	0727.92.051	14	17	0727.92.064	15	14
0723.92.513	14	19	0723.92.526	15	16	0723.92.625	14	19	0727.92.051	15	14	0727.92.065	14	17
0723.92.514	14	19	0723.92.527	14	19	0723.92.625	15	16	0727.92.052	14	17	0727.92.065	15	14
0723.92.514	17	16	0723.92.527	15	16	0723.92.635	14	19	0727.92.052	15	14	0727.92.066	14	17
0723.92.515	14	16	0723.92.528	14	19	0723.92.635	15	16	0727.92.053	14	17	0727.92.066	15	14
0723.92.515	14	19	0723.92.528	15	16	0723.92.645	14	19	0727.92.053	15	14	0727.92.067	14	17
0723.92.515	15	16	0723.92.529	14	19	0723.92.645	15	16	0727.92.054	14	17	0727.92.067	15	14
0723.92.516	14	19	0723.92.529	15	16	0723.92.655	14	19	0727.92.054	15	14	0727.92.068	14	17
0723.92.516	15	16	0723.92.530	14	19	0723.92.655	15	16	0727.92.055	14	17	0727.92.068	15	14
0723.92.517	14	19	0723.92.530	15	16	0723.92.675	14	19	0727.92.055	15	14	0727.92.069	14	17

INDEX

CODE No.	Drwg.	POS. N.	CODE No.	Drwg.	POS. N.	CODE No.	Drwg.	POS. N.	CODE No.	Drwg.	POS. N.	CODE No.	Drwg.	POS. N.
0727.92.069	15	14	0727.92.083	14	17	0727.92.152	15	14	0727.92.166	14	17	0727.92.179	15	14
0727.92.070	14	17	0727.92.083	15	14	0727.92.153	14	17	0727.92.166	15	14	0727.92.180	14	17
0727.92.070	15	14	0727.92.084	14	17	0727.92.153	15	14	0727.92.167	14	17	0727.92.180	15	14
0727.92.071	14	17	0727.92.084	15	14	0727.92.154	14	17	0727.92.167	15	14	0727.92.181	14	17
0727.92.071	15	14	0727.92.085	14	17	0727.92.154	15	14	0727.92.168	14	17	0727.92.181	15	14
0727.92.072	14	17	0727.92.085	15	14	0727.92.155	14	17	0727.92.168	15	14	0727.92.182	14	17
0727.92.072	15	14	0727.92.086	14	17	0727.92.155	15	14	0727.92.169	14	17	0727.92.182	15	14
0727.92.073	14	17	0727.92.086	15	14	0727.92.156	14	17	0727.92.169	15	14	0727.92.183	14	17
0727.92.073	15	14	0727.92.087	14	17	0727.92.156	15	14	0727.92.170	14	17	0727.92.183	15	14
0727.92.074	14	17	0727.92.087	15	14	0727.92.157	14	17	0727.92.170	15	14	0727.92.184	14	17
0727.92.074	15	14	0727.92.088	14	17	0727.92.157	15	14	0727.92.171	14	17	0727.92.184	15	14
0727.92.075	14	17	0727.92.088	15	14	0727.92.158	14	17	0727.92.171	15	14	0727.92.185	14	17
0727.92.075	15	14	0727.92.089	14	17	0727.92.158	15	14	0727.92.172	14	17	0727.92.185	15	14
0727.92.076	14	17	0727.92.089	15	14	0727.92.159	14	17	0727.92.172	15	14	0727.92.186	14	17
0727.92.076	15	14	0727.92.090	14	17	0727.92.159	15	14	0727.92.173	14	17	0727.92.186	15	14
0727.92.077	14	17	0727.92.090	15	14	0727.92.160	14	17	0727.92.173	15	14	0727.92.187	14	17
0727.92.077	15	14	0727.92.092	14	17	0727.92.160	15	14	0727.92.174	14	17	0727.92.187	15	14
0727.92.078	14	17	0727.92.092	15	14	0727.92.161	14	17	0727.92.174	15	14	0727.92.188	14	17
0727.92.078	15	14	0727.92.094	14	17	0727.92.161	15	14	0727.92.175	14	17	0727.92.188	15	14
0727.92.079	14	17	0727.92.094	15	14	0727.92.162	14	17	0727.92.175	15	14	0727.92.189	14	17
0727.92.079	15	14	0727.92.096	14	17	0727.92.162	15	14	0727.92.176	14	17	0727.92.189	15	14
0727.92.080	14	17	0727.92.096	15	14	0727.92.163	14	17	0727.92.176	15	14	0727.92.239	14	17
0727.92.080	15	14	0727.92.150	14	17	0727.92.163	15	14	0727.92.177	14	17	0727.92.239	15	14
0727.92.081	14	17	0727.92.150	15	14	0727.92.164	14	17	0727.92.177	15	14	0755.29.025	6	17
0727.92.081	15	14	0727.92.151	14	17	0727.92.164	15	14	0727.92.178	14	17	0755.29.025	8	21
0727.92.082	14	17	0727.92.151	15	14	0727.92.165	14	17	0727.92.178	15	14	0755.49.265	10	2
0727.92.082	15	14	0727.92.152	14	17	0727.92.165	15	14	0727.92.179	14	17	0759.49.280	9	15

INDEX

CODE No.	Drwg.	POS. N.	CODE No.	Drwg.	POS. N.	CODE No.	Drwg.	POS. N.	CODE No.	Drwg.	POS. N.	CODE No.	Drwg.	POS. N.
0765.92.185	14	8	121.1.040.1A	7	3	172.1.006.1B	3	18	210.1.003.5A	15	6	247.1.104.1A	9	2
0765.92.185	15	8	121.2.029.1B	7	11	172.1.007.1B	3	24	211.1.003.4A	14	22	247.1.125.1A	21	6
0765.92.190	14	8	122.2.050.1B	7	9	172.1.008.1C	3	22	211.1.003.4A	15	7	250.2.030.3A	9	5
0765.92.190	15	8	135.1.008.2A	34	22	172.1.009.1C	3	21	220.2.017.6A	35	10	254.1.001.1A	11	7
0765.92.205	14	8	137.1.003.2B	16	11	172.1.010.1C	3	20	220.3.208.3A	9	16	254.4.001.1A	5	4
0765.92.205	15	8	145.2.034.1A	6	14	172.1.011.1C	3	23	225.2.041.1A	10	1	255.1.001.1B	8	15
0765.92.205	2	21	146.2.061.1A	6	1	173.1.012.1A	12	20	235.1.026.1A	13	11	255.1.014.1A	13	3
0795.37.120	24	10	147.1.015.1A	8	9	174.1.002.1A	9	3	235.1.027.1A	13	5	264.4.014.2B	11	1
0796.38.305	22	11	148.1.066.1A	13	16	174.1.025.1A	9	12	235.2.015.1BA	13	20	270.4.001.1A	12	1
0797.41.090	22	22	148.1.067.1A	13	22	174.2.025.3A	9	1	240.1.010.1AB	14	10	276.1.028.1B	12	16
0797.69.040	13	2	149.1.024.1A	3	25	176.1.001.1A	12	6	240.1.010.1AB	15	12	280.4.007.1A	16	10
0797.69.040	8	17	150.2.006.1A	3	2	176.1.009.1A	12	10	240.1.012.1BB	15	24	282.4.022.1A	16	1
0797.72.068	19	15	150.2.047.1A	3	27	180.1.001.1A	2	11	242.2.045.1A	11	19	283.4.003.1A	16	21
0797.72.068	23	7	150.2.048.1A	3	28	180.1.002.1A	2	12	243.1.025.1AD	5	1	284.4.002.1A	16	2
0799.13.110	2	27	153.1.003.1A	26	17	180.1.008.1A	2	24	243.2.004.1BB	5	6	286.4.024.1A	19	11
0803.77.010	25	28	158.2.002.2A	6	5	182.2.010.1A	2	18	245.1.006.1AC	8	6	287.4.024.1B	16	8
0805.17.125	7	7	160.1.004.1B	25	21	184.1.001.1A	29	15	245.1.007.1AC	8	1	287.4.040.2A	19	13
0905.49.960	9	20	160.1.013.1B	36	16	190.2.001.3A	4	8	245.1.008.1AC	8	4	300160	15	25
0960.91.130	19	16	160.1.057.1A	12	13	194.2.001.1B	4	12	245.1.009.1AC	8	8	301.2.018.1BA	14	1
112.1.001.1A	6	8	160.1.076.1A	13	24	195.4.003.1A	4	22	245.1.010.1AC	8	7	301.2.019.3BA	15	1
112.1.001.1AB	6	8	162.1.001.1B	4	7	196.1.001.1B	4	10	246.1.010.1A	30	32	303.1.003.1A	14	4
112.1.001.1AC	6	8	170.2.020.1B	4	17	198.1.027.1A	4	13	246.1.046.1B	34	23	303.1.003.1A	15	3
117.1.028.1A	31	30	171.2.020.2B	8	10	208.1.012.1A	14	14	246.1.059.1B	18	7	303.1.003.1AB	14	4
117.2.006.1A	4	29	172.1.002.1B	3	10	208.1.012.1A	15	17	247.1.002.1BC	11	9	303.1.003.1AB	15	3
117.2.027.1A	30	14	172.1.003.1C	3	8	209.1.012.1A	14	16	247.1.083.1AE	11	4	303.1.003.1AC	14	4
120.2.051.2A	7	4	172.1.004.1C	3	5	209.1.012.1A	15	18	247.1.086.1A	38	3	303.1.003.1AC	15	3
120.2.052.2A	7	8	172.1.005.1C	3	9	210.1.003.5A	14	21	247.1.098.2A	18	29	303.1.003.1AD	14	4

INDEX

CODE No.	Drwg.	POS. N.	CODE No.	Drwg.	POS. N.	CODE No.	Drwg.	POS. N.	CODE No.	Drwg.	POS. N.	CODE No.	Drwg.	POS. N.
303.1.003.1AD	15	3	349.1.079.1A	24	24	372.1.002.2A	33	3	417.9.030.8A	24	9	442.1.042.1B	34	5
303.1.004.1C	14	5	349.1.087.1A	24	30	373.1.023.1B	32	17	417.9.050.6A	12	3	442.2.041.1B	34	1
303.1.004.1C	15	2	349.1.101.1A	24	18	373.1.024.1B	32	16	417.9.050.6A	19	2	447.1.023.1AB	32	26
303.1.004.1CB	14	5	349.1.102.1A	24	21	374.1.012.1A	32	13	420.2.000.7A	14	23	447.1.025.1AB	32	23
303.1.004.1CB	15	2	349.1.103.1A	24	32	380.4.004.1B	18	32	420.2.000.7A	7	13	449.1.035.1A	3	12
303.1.004.1CC	14	5	349.1.104.1A	24	33	389.4.007.1A	18	8	420.2.001.0A	20	21	451.1.025.1A	8	20
303.1.004.1CC	15	2	349.1.124.1A	24	16	389.4.008.1A	18	8	420.2.001.0A	27	17	451.2.006.1A	8	23
303.1.004.1CD	14	5	349.1.128.1A	24	23	389.4.010.1A	18	8	420.2.001.0A	28	8	455.2.003.1A	2	4
303.1.004.1CD	15	2	349.1.129.1A	24	15	389.4.013.1A	18	8	420.2.001.0A	29	2	456.2.009.1A	31	27
304.1.005.2A	14	2	349.1.130.1A	24	2	389.4.014.1A	18	19	420.2.001.0A	36	10	457.2.007.1A	29	9
304.1.005.2A	15	5	349.1.131.1A	24	22	389.4.015.1A	18	8	420.2.006.2A	10	40	460.1.038.3A	31	31
304.1.005.2AB	14	2	349.1.132.1A	24	25	390.4.003.1A	23	22	420.2.006.4A	10	19	460.1.039.3A	31	34
304.1.005.2AB	15	5	349.1.133.1A	24	26	395.4.013.1A	19	14	425.4.004.1B	37	12	462.3.003.7A	2	31
304.1.005.2AC	14	2	349.2.008.1A	24	31	397.4.001.1A	19	3	425.4.008.1A	37	4	462.3.003.7A	8	27
304.1.005.2AC	15	5	360.1.010.1C	26	8	401.4.026.1A	21	4	426.1.007.1B	39	9	462.3.003.8A	2	29
304.1.006.2A	14	3	360.1.016.1C	26	11	402.4.011.1B	21	9	430.4.004.1A	37	2	462.4.037.6A	19	1
304.1.006.2A	15	4	360.1.023.1B	26	15	403.1.008.3A	21	15	432.1.305.1A	34	13	462.4.037.6A	9	11
304.1.006.2AB	14	3	365.2.018.1A	33	2	406.2.011.1H	21	1	433.1.158.1A	36	25	462.4.037.8A	9	9
304.1.006.2AB	15	4	366.1.016.1A	33	16	407.1.008.1A	21	11	433.1.164.1A	40	3	463.2.019.6A	7	2
304.1.006.2AC	14	3	366.1.017.1A	33	17	407.1.009.1A	21	23	433.1.166.1A	40	2	463.2.022.2A	16	14
304.1.006.2AC	15	4	366.1.018.1A	33	18	408.1.008.1A	21	3	433.1.170.1A	40	1	463.2.053.7A	4	15
340.2.111.1A	24	3	366.1.019.1A	33	15	417.5.033.7A	13	23	433.1.232.1A	32	21	463.4.001.1A	10	22
340.2.112.1A	24	1	366.1.020.1A	33	14	417.6.016.8A	18	28	433.1.258.1A	18	6	463.4.026.9A	4	16
341.1.017.1B	24	4	366.1.035.1A	24	28	417.6.075.9A	5	3	435.1.095.1AA	36	2	463.4.047.7A	5	18
342.9.013.1A	24	7	369.1.004.1A	32	4	417.6.082.9A	10	26	435.1.095.1BA	36	2	463.7.022.6A	4	20
349.1.075.1A	24	34	370.1.019.1B	32	1	417.9.030.6A	29	10	436.1.094.1AA	30	21	470.1.045.1BB	30	1
349.1.076.1A	24	17	371.1.003.2BC	33	12	417.9.030.6A	31	14	442.1.007.2A	34	3	470.1.054.1A	21	22

INDEX

CODE No.	Drwg.	POS. N.	CODE No.	Drwg.	POS. N.	CODE No.	Drwg.	POS. N.	CODE No.	Drwg.	POS. N.	CODE No.	Drwg.	POS. N.
482.1.034.1CA	30	24	530.4.010.2A	23	10	571.1.018.2A	20	6	592.1.005.2B	37	5	60N102511	11	17
482.1.035.1CA	30	23	532.4.004.1A	22	10	573.1.050.2B	20	12	593.1.003.1A	10	33	60N102511	34	21
492.4.003.1A	25	15	532.4.004.1A	23	6	574.1.050.2B	20	16	593.1.018.1A	9	29	60N102511	35	5
492.4.024.1A	25	5	538.4.005.1A	18	11	575.1.001.1AB	20	3	595.1.036.1A	38	2	60N102557	24	6
494.1.003.3A	25	23	539.1.021.1A	2	6	576.1.021.1A	20	13	598.2.019.1A	38	14	60N102558	24	13
497.2.001.2A	25	2	539.1.023.1A	17	5	576.1.022.1A	20	19	598.2.029.1A	30	25	60N102584	32	2
501.2.019.1AB	25	1	539.4.003.1B	29	13	585.1.013.1A	34	18	598.4.011.1A	30	30	60N107335	13	10
502.2.022.1AC	25	13	539.4.021.1A	28	5	585.4.001.1A	29	23	60N101077	31	33	60N107335	22	25
510.1.075.1A	22	5	539.4.023.1A	21	21	586.1.031.2AG	36	1	60N101077	38	20	60N107335	23	24
510.1.076.1B	23	11	539.4.030.1A	5	16	586.1.031.2AH	36	1	60N101079	10	15	60N107335	4	28
510.1.150.1A	21	14	540.4.011.1C	18	31	586.1.031.2AL	36	1	60N102482	38	9	60N115506	21	17
510.3.169.1A	18	1	541.4.003.1A	18	10	586.1.031.2AM	36	1	60N102505	8	2	60N115548	23	13
514.1.025.2A	19	5	541.4.003.1A	18	13	586.1.031.2AN	36	1	60N102509	11	13	610.4.011.2B	28	26
516.4.001.1AB	18	23	548.4.030.1A	35	9	586.1.031.2AP	36	1	60N102509	13	21	610.4.012.2B	28	7
520.4.006.1C	22	1	552.4.013.1A	15	32	590.1.125.1A	37	10	60N102509	14	11	611.4.002.4A	29	20
521.4.005.1A	22	3	552.4.020.1A	11	12	590.1.126.1A	37	11	60N102509	15	13	612.4.005.1A	27	21
523.4.002.1C	26	13	552.4.028.1A	1.2	15	590.1.127.1A	37	9	60N102509	18	14	612.4.008.1A	28	12
523.4.003.1C	26	10	556.1.018.1C	17	9	590.1.130.1A	16	18	60N102509	2	28	612.4.008.1A	29	26
525.1.004.2A	23	5	556.1.024.1A	17	3	590.1.132.1A	16	16	60N102509	22	6	612.4.008.1A	29	31
525.4.007.2A	23	3	556.2.027.1A	17	1	590.1.133.1A	16	7	60N102509	34	20	612.4.014.1A	28	4
526.4.003.1A	23	4	561.1.015.1A	23	1	590.1.134.1A	16	17	60N102509	5	2	612.4.017.1A	28	10
529.1.001.1A	24	35	561.1.019.1A	23	20	590.1.136.1A	37	13	60N102509	8	3	613.4.020.1A	28	25
529.1.006.1A	23	30	564.1.031.1A	30	16	590.1.137.1A	39	12	60N102510	11	6	613.4.028.1A	29	33
529.1.009.1A	23	19	565.1.014.1E	23	25	590.1.138.1A	39	14	60N102510	12	5	618.4.036.2B	28	23
530.4.007.1A	22	9	565.1.017.2A	38	15	590.1.139.1A	39	24	60N102510	22	24	619.4.018.1A	29	3
530.4.008.1A	22	16	565.1.024.1A	32	22	590.1.140.1A	39	21	60N102510	5	5	624.4.012.1C	28	1
530.4.009.2A	23	14	570.1.020.1A	20	5	590.1.141.1A	39	5	60N102510	9	10	625.4.005.1AB	29	17

INDEX

CODE No.	Drwg.	POS. N.	CODE No.	Drwg.	POS. N.	CODE No.	Drwg.	POS. N.	CODE No.	Drwg.	POS. N.	CODE No.	Drwg.	POS. N.
626.4.007.1A	28	2	677.4.002.1A	1.1	4	710.1.002.1A	4	23	713.1.140.1A	10	14	734008N01	19	21
626.4.009.1A	27	3	680.1.001.1B	9	7	710.1.006.1A	25	22	714.1.028.1A	25	3	734008N01	29	28
626.4.009.1A	28	3	697.2.006.1B	38	10	710.1.032.1A	10	38	714.1.040.1A	25	14	734010N01	28	27
626.4.014.1A	28	20	700.1.005.1A	25	18	710.1.068.1A	26	6	715.1.001.1A	33	8	734010N01	30	28
626.4.015.1A	27	4	700.1.011.1A	35	6	710.1.069.1A	10	21	716.1.014.1B	18	2	734306N01	10	37
630.4.004.1D	27	1	700.1.026.1A	19	9	710.1.070.1A	10	30	716.1.022.1A	22	13	734306N01	18	27
631.4.004.1A	28	9	700.1.027.1A	14	25	711.1.007.1A	6	6	716.1.022.1A	34	10	734306N01	22	23
631.4.008.1A	27	5	700.1.027.1A	15	23	711.1.033.1A	24	14	716.1.043.1A	39	7	734306N01	35	3
631.4.008.1A	28	21	700.1.030.1B	21	20	711.1.072.1A	10	39	716.1.054.1A	20	22	734306N01	38	6
631.4.008.1A	29	25	700.4.009.1A	21	16	711.1.072.1A	26	1	716.1.055.1A	20	14	734306N01	5	22
631.4.009.1A	27	2	701.4.003.1A	12	19	711.1.090.1A	20	20	716.1.056.1A	31	21	734310N01	28	28
632.1.009.2L	27	18	701.4.005.1A	3	4	711.1.095.1A	10	32	72094.1616	10	10	734310N01	32	7
650.4.006.2A	26	14	701.4.007.1A	12	21	712.1.008.1A	33	11	72121.2106	6	4	73500.1237	12	7
651.4.007.2A	26	7	702.5.008.1A	10	20	712.1.013.1A	36	6	723.1.003.1A	22	4	73500.1237	9	25
652.4.004.3A	30	4	702.5.008.1A	11	3	713.1.006.1A	13	6	72944.1542	13	1	73500.1440	12	11
654.2.008.1A	26	16	702.5.016.1A	4	14	713.1.011.1A	3	15	72944.1542	8	18	73500.1542	2	15
655.2.002.1A	26	4	702.5.019.1A	10	12	713.1.012.1B	4	31	729905FN1	23	16	73500.1747	15	26
656.1.026.2A	26	9	703.1.019.1A	15	30	713.1.014.1A	3	11	729906FN1	21	19	73503.3075	5	11
658.4.002.1B	26	21	70610.8120	4	11	713.1.014.1A	3	15	729908FN1	16	15	73503.3380	10	18
669.1.003.1A	14	18	70620.5212	16	26	713.1.014.1B	3	11	729908FN1	32	11	73503.3380	11	2
669.1.003.1A	15	15	70700.6208	7	5	713.1.014.1E	3	11	732.1.007.1A	38	1	73503.3449	16	22
670.4.008.1A	18	39	70700.6N02	27	10	713.1.014.1E	3	15	732.2.010.2A	38	12	737.4.002.3A	8	19
672.1.013.1A	18	35	707006N02	28	19	713.1.014.1F	3	11	73270.8001	20	18	741.1.003.1A	20	8
672.1.023.1A	19	17	707006N02	35	7	713.1.032.1A	25	25	734005N01	3	29	741.1.012.1A	18	17
672.1.024.1A	19	18	707008N01	22	18	713.1.086.1A	30	18	734005N01	38	19	741.1.013.1A	18	20
676.2.035.1A	25	27	70914.2121	20	17	713.1.102.1A	18	26	734006N01	12	2	741.1.021.1A	24	27
676.4.003.3A	25	29	710.1.001.1A	9	13	713.1.137.1A	15	27	734006N01	38	7	741.1.022.1A	24	29

INDEX

CODE No.	Drwg.	POS. N.	CODE No.	Drwg.	POS. N.	CODE No.	Drwg.	POS. N.	CODE No.	Drwg.	POS. N.	CODE No.	Drwg.	POS. N.
741.4.001.1A	39	18	748.1.008.1B	25	12	759.1.017.1A	19	6	765.1.001.1A	29	8	771.5.122.2B	8	28
741.4.002.1A	34	14	748.1.014.1B	25	26	760.1.003.1A	34	7	765.1.001.1A	31	28	771.5.129.2B	9	8
741.4.004.1A	16	5	748.4.002.1A	30	17	760.1.012.2A	32	12	76835.1134	2	10	771.5.136.2B	10	24
741.4.008.2A	37	7	748.4.024.1A	25	20	760.4.006.1B	36	5	770.5.687.2C	33	4	771.5.268.2B	18	21
741.4.020.1A	23	2	748.4.026.1B	19	10	76266.2668	10	4	771.1.001.1A	32	6	771.5.431.2B	28	6
741.4.038.1A	18	18	749.4.045.2G	17	10	76267.0012	9	24	771.1.012.1A	33	9	771.5.617.2B	23	27
741.4.040.1A	16	9	749.5.001.1A	23	17	76270.0827	3	31	771.4.006.1A	11	14	771.5.669.2B	27	6
741.4.041.1A	16	6	750.1.002.1B	4	25	763010N01	32	25	771.5.001.2B	26	12	771.5.669.2B	28	24
741.4.042.1A	16	3	750.1.010.1A	33	5	763010N01	33	1	771.5.004.2B	32	14	771.5.721.2B	25	7
741.4.043.1A	27	14	750.1.012.2A	6	16	763106N01	31	17	771.5.040.0C	3	14	771.5.723.2B	29	27
741.4.043.1A	28	16	750.5.001.1A	2	23	764.1.001.1A	20	9	771.5.040.2B	11	21	771.5.754.2B	17	2
741.4.043.1A	29	4	750.5.001.1A	22	17	764.1.003.1B	4	6	771.5.040.2B	13	26	772.1.010.2A	8	24
741.4.057.1A	39	13	750.5.001.1A	23	9	764.1.009.1A	14	20	771.5.040.2B	36	13	772.5.012.1A	23	21
741.4.058.1A	39	10	75110.1747	13	8	764.1.009.1A	15	21	771.5.040.2BB	8	5	772.5.023.1A	18	24
741.4.059.1A	39	15	75110.2054	13	13	764.1.010.1A	30	26	771.5.043.2B	4	4	772.5.023.1A	26	20
741.4.062.1A	32	8	75113.2566	4	18	764.1.013.1A	14	6	771.5.045.7E	36	14	772.5.023.1A	29	18
741.4.063.1A	39	11	75143.3380	10	25	764.1.013.1A	15	22	771.5.064.2B	11	5	772.5.023.1A	30	6
741.4.064.1A	37	8	75162.2566	25	4	764.1.015.1A	30	27	771.5.064.2B	30	31	772.5.023.1A	30	15
741.4.066.1A	37	14	75162.2566	25	24	764.1.029.1A	18	3	771.5.069.2BB	8	22	772.5.023.1A	34	9
74172.1008	13	15	75163.3268	25	17	764.1.029.1A	30	2	771.5.072.2B	10	31	772.5.023.1A	36	24
74172.1008	6	10	75166.1238	8	25	764.1.029.1A	38	22	771.5.072.2B	5	19	772.5.024.1A	34	17
74172.1008	8	13	75173.1542	13	19	76400.0004	10	3	771.5.073.2B	11	16	772.5.025.1A	29	21
74223.1045	34	8	75191.3380	10	29	76400.1514	33	7	771.5.075.2B	26	5	774.4.001.1A	21	7
74224.0570	4	24	75791.1747	10	9	76401.0002	31	16	771.5.078.2B	12	12	774.5.002.1A	34	2
74224.0570	6	7	75794.1542	10	17	76401.0003	31	23	771.5.078.2B	5	20	775.1.002.1A	30	19
747.5.001.1A	31	24	758.1.014.1A	22	14	76401.0006	33	13	771.5.080.2B	10	27	775.1.006.1A	19	20
747.5.002.1A	21	13	758.1.020.1A	30	13	76402.0002	3	17	771.5.122.2B	2	30	775.1.013.1A	18	33

INDEX

CODE No.	Drwg.	POS. N.	CODE No.	Drwg.	POS. N.	CODE No.	Drwg.	POS. N.	CODE No.	Drwg.	POS. N.	CODE No.	Drwg.	POS. N.
776.4.002.1A	21	2	779.1.198.1A	9	23	788.1.066.1AA	11	22	8000.56391	38	11	80A0.53548	31	26
776.5.032.2A	16	13	779.1.203.1A	2	7	788.1.066.1AB	11	22	8000.56443	27	13	80C0.05893	36	7
777.5.019.7E	36	4	779.1.204.1A	31	13	788.1.066.1AC	11	22	8000.56750	21	10	814.1.091.1A	39	19
777.5.036.2B	38	13	779.1.205.1A	31	19	789.1.001.1A	37	6	8000.59056	29	14	815.1.022.1A	10	42
777.5.049.2CB	11	10	779.1.206.1A	31	3	791.1.015.1A	36	18	8000.59056	31	22	815.1.022.1A	35	4
777.5.210.2A	26	3	779.1.213.1A	30	11	791.1.022.1B	21	5	8000.59572	19	7	818.2.009.1A	4	3
779.1.002.1B	32	9	779.1.214.1B	21	18	791.1.039.1A	36	20	8000.60683	31	1	819.1.017.1A	25	8
779.1.005.1A	33	6	779.4.005.1A	17	4	791.1.052.1A	19	22	8000.60700	31	6	819.1.028.1A	25	16
779.1.007.2A	6	9	779.5.001.1A	31	25	791.2.003.1A	7	12	8000.62562	31	7	821.1.001.1A	2	26
779.1.008.1A	39	1	779.5.003.1A	20	11	799.1.025.1A	2	20	8000.62563	31	29	821.1.009.1B	25	19
779.1.026.1A	10	41	779.5.004.1A	36	12	799.1.044.1A	29	6	8000.62586	29	19	821.1.028.2B	36	8
779.1.037.1A	32	18	779.5.007.1A	36	19	799.1.049.1A	2	1	8000.62655	31	12	821.1.054.1A	18	9
779.1.039.1A	2	3	779.5.010.1A	38	5	799.1.051.2A	6	15	8000.62705	36	9	821.1.070.1A	2	17
779.1.054.1AA	29	7	779.5.012.1A	24	5	799.1.055.1A	9	30	8000.62729	10	35	821.1.090.1A	31	4
779.1.058.2A	27	16	779.5.018.1A	20	24	799.1.061.1A	14	7	8000.62729	16	20	824.1.023.1A	31	18
779.1.058.2A	28	11	779.5.019.1A	9	33	799.1.061.1A	15	9	8000.66308	39	3	824.1.024.1A	31	8
779.1.058.2A	29	1	779.5.020.1A	9	6	799.1.088.1A	17	7	8000.66526	18	37	825.1.005.1A	29	24
779.1.082.2A	27	19	780.1.007.1A	20	7	799.1.089.1A	17	6	8000.66527	18	38	826.1.009.1A	2	33
779.1.088.1A	18	4	780.1.016.1A	6	3	799.1.103.1A	39	17	8000.66774	26	19	826.1.011.1A	3	13
779.1.092.1A	27	7	780.1.018.1A	9	31	799.1.105.1A	39	22	8000.68490	28	14	827.1.029.1A	32	27
779.1.092.1A	28	17	786.1.060.1A	7	6	799.2.077.2A	9	14	8000.74049	25	9	827.1.139.1B	17	8
779.1.099.1A	24	8	787.1.008.1A	15	29	8000.18048	22	12	8000.77921	36	11	827.1.157.1A	39	6
779.1.104.1A	38	4	788.1.027.1A	34	4	8000.18048	34	11	8000.78345	26	18	827.1.161.1A	31	10
779.1.109.1A	6	2	788.1.032.2A	14	9	8000.20602	21	8	801.1.023.1A	16	28	827.1.182.1A	23	26
779.1.119.2A	32	19	788.1.032.2A	15	11	8000.36726	22	2	801.1.024.1A	16	4	827.1.186.1A	39	4
779.1.133.1A	14	24	788.1.052.1A	5	7	8000.44240	20	15	802.1.005.1A	36	17	827.1.191.1A	23	28
779.1.162.1A	9	27	788.1.054.1A	12	4	8000.56359	30	8	80A0.53548	29	5	827.1.193.1A	16	27

INDEX

CODE No.	Drwg.	POS. N.	CODE No.	Drwg.	POS. N.	CODE No.	Drwg.	POS. N.	CODE No.	Drwg.	POS. N.	CODE No.	Drwg.	POS. N.
827.2.134.1A	36	22	850.1.005.1A	29	11	852.1.105.1AB	3	26	875.1.052.1A	35	11	886.4.037.1A	9	34
829.1.021.2A	37	1	851.1.001.1B	4	9	852.1.105.1AD	3	26	875.1.053.1A	35	12	886.5.015.1A	35	2
829.1.061.1C	27	9	851.4.001.1A	4	5	852.1.105.1AG	3	26	876.1.050.1A	34	15	88700.5644	1	14
829.1.099.1A	22	7	852.1.001.1A	32	3	852.1.108.1AH	3	1	876.1.072.1A	34	19	88700.5665	1	11
829.1.109.1A	35	1	852.1.002.1A	32	3	852.1.108.1AL	3	1	877.1.049.1A	27	15	88700.5749	1	22
829.1.113.2A	18	5	852.1.005.1A	2	14	852.1.108.1AN	3	1	877.1.069.1A	28	13	88713.0120	1	2
829.1.124.2A	10	36	852.1.008.1A	5	10	852.1.111.1A	2	5	877.1.071.1A	29	16	88713.0123	1	9
829.1.127.1A	19	12	852.1.053.1A	2	2	852.1.118.1A	20	23	877.2.045.1A	34	6	88713.0137	1	6
829.1.132.1B	28	22	852.1.065.1A	31	2	852.1.119.1A	21	12	881.1.010.1C	12	18	88713.0143	1	7
829.1.136.1A	23	29	852.1.079.1A	32	15	852.1.120.1A	9	32	881.1.012.1A	2	32	88713.0144	1	12
829.1.230.1B	19	8	852.1.094.1A	2	19	852.1.124.1A	13	25	881.1.023.1A	22	21	88713.0146	1	1
829.1.235.1A	15	31	852.1.096.1A	30	29	852.5.001.1A	23	18	881.1.028.1A	18	30	88713.0262	1	13
829.1.236.1A	38	21	852.1.099.1A	31	11	852.5.005.1A	9	18	881.1.030.1A	5	23	88713.0957	1.1	7
829.1.256.1B	18	12	852.1.104.1A	6	11	856.1.001.1A	3	6	881.2.001.1A	4	19	88713.1010	1	19
829.1.287.1A	19	19	852.1.104.1B	6	11	856.1.002.1A	13	4	882.1.003.1A	8	14	88713.1072	1.1	6
829.2.234.1B	19	4	852.1.104.1C	6	11	856.1.002.1A	8	16	882.1.006.1A	2	16	88713.1091	1	25
829.2.237.1A	38	8	852.1.104.1D	6	11	856.1.025.1A	10	7	884.1.005.1A	24	19	88713.1096	1.1	8
830.1.091.2A	16	19	852.1.104.1E	6	11	856.1.030.1A	24	12	884.4.001.1A	25	11	88713.1139	1	4
830.1.144.1A	11	20	852.1.104.1F	6	11	856.1.031.1A	3	16	884.4.007.1A	32	24	88713.1215	1	10
830.1.194.1A	22	8	852.1.104.1G	6	11	856.1.042.1A	30	5	884.4.011.1A	7	10	88713.1332	1	21
830.1.195.1A	22	20	852.1.104.1H	6	11	863.1.002.1A	12	14	884.4.012.1A	37	3	88713.1344	1.1	3
841.1.001.1C	35	8	852.1.104.1I	6	11	866.1.037.1A	36	23	886.4.003.1A	11	23	88713.1419	1	5
841.1.002.2A	4	2	852.1.104.1J	6	11	866.1.039.2A	36	3	886.4.011.1A	36	21	88713.1502	1	24
841.1.017.1A	18	22	852.1.104.1K	6	11	872.1.019.1A	32	5	886.4.021.1A	16	24	88713.1515	1.1	5
841.1.017.1A	22	19	852.1.104.1L	6	11	872.1.026.1A	30	12	886.4.022.1A	16	23	88765.0968	1	20
841.1.018.1A	20	25	852.1.104.1M	6	11	873.1.016.1C	24	11	886.4.028.1A	15	28	88765.1000	1	18
847.4.002.1A	31	9	852.1.104.1N	6	11	873.1.037.1A	9	35	886.4.035.1A	11	8	88765.1005	1	18

INDEX

CODE No.	Drwg.	POS. N.	CODE No.	Drwg.	POS. N.	CODE No.	Drwg.	POS. N.	CODE No.	Drwg.	POS. N.	CODE No.	Drwg.	POS. N.
88765.1006	1	18	88765.1126R	1.2	3	93823.3156	10	34						
88765.1058	1	23	88765.1126S	1.2	22	93827.0114	10	28						
88765.1068	1.1	1	88765.1126T	1.2	23	93827.0114	5	12						
88765.1069	1.1	1	88765.1126U	1.2	20	93827.0114	9	22						
88765.1070	1.1	1	88765.1126V	1.2	8	94247.0014	10	5						
88765.1071	1.1	1	88765.1126Z	1.2	1	94247.0014	11	15						
88765.1072	1.1	1	893.1.005.1A	5	15	98112.0002	1	8						
88765.1073	1.2	21	893.4.005.1A	27	11									
88765.1074	1.2	21	893.4.005.1A	29	22									
88765.1075	1.2	21	894.2.009.1A	9	19									
88765.1076	1.2	21	895.4.001.2A	36	15									
88765.1077	1.2	21	8A00.67997	32	10									
88765.1086	1	26	8H00.67545	30	7									
88765.1126	1.2	6	913.7.060.1H	38	18									
88765.1126A	1.2	4	914.7.023.1A	1.2	2									
88765.1126B	1.2	12	914.7.023.1B	1.2	2									
88765.1126C	1.2	11	914.7.023.1C	1.2	2									
88765.1126D	1.2	14	914.7.023.1D	1.2	2									
88765.1126E	1.2	9	914.7.023.1E	1.2	2									
88765.1126F	1.2	13	930.1.005.1A	24	20									
88765.1126G	1.2	17	93783.0812	3	30									
88765.1126H	1.2	16	93783.1524	11	11									
88765.1126L	1.2	19	93784.2030	5	9									
88765.1126M	1.2	18	93785.1830	10	16									
88765.1126N	1.2	7	93823.0128	4	32									
88765.1126P	1.2	10	93823.2018	4	30									
88765.1126Q	1.2	5	93823.2082	5	14									

Spare parts catalogue MONSTER 900 METALLIC i.e.

DUCATIMONSTER



DUCATIMOTOR  *Monster 900 METALLIC* M.Y. '01 U.S.A.

Spare Sparts Department P.N. 91511141A *Luglio - July '00* *Edizione - Edition 00*

DUCATIMOTOR  *Monster 900 METALLIC* M.Y. '01 U.S.A.

Spare Sparts Department P.N. 91511141A *Luglio - July '00* *Edizione - Edition 00*

DUCATIMOTOR  *Monster 900 METALLIC* M.Y. '01 U.S.A.

Spare Sparts Department P.N. 91511141A *Luglio - July '00* *Edizione - Edition 00*

DUCATIMOTOR  *Monster 900 METALLIC* M.Y. '01 U.S.A.

Spare Sparts Department P.N. 91511141A *Luglio - July '00* *Edizione - Edition 00*