





Spare parts catalogue *S2R1000* **U.S.A.**

DUCATI *MONSTER*

DUCATI MOTOR HOLDING 	MONSTER S2R1000	M.Y. '06	U.S.A.
Spare Parts Department	P.N. 91512372A	Dicembre - December '06	Edizione - Edition 01
DUCATI MOTOR HOLDING 	MONSTER S2R1000	M.Y. '06	U.S.A.
Spare Parts Department	P.N. 91512372A	Dicembre - December '06	Edizione - Edition 01
DUCATI MOTOR HOLDING 	MONSTER S2R1000	M.Y. '06	U.S.A.
Spare Parts Department	P.N. 91512372A	Dicembre - December '06	Edizione - Edition 01
DUCATI MOTOR HOLDING 	MONSTER S2R1000	M.Y. '06	U.S.A.
Spare Parts Department	P.N. 91512372A	Dicembre - December '06	Edizione - Edition 01

GENERAL INFORMATION

The present spare parts order exactly the right spare parts

When ordering specify:

1) the part's code number followed by its description; quantity needed;

2) the motorcycle's serial number, stamped on the steering head.

Reference to right and left apply to the vehicle in terms of its direction of movement.

Spare parts drawings are general and do not represent the part.

The contents of this catalogue are general and can undergo changes without prior notice.

VALIDITY

f.m. Until V.I.N.
d.m. From V.I.N.
f.m.m. Up to engine number
d.m.m. From engine number

LIST

CAL California
CND Canada

*Ducati Motor Holding S.p.A.
Commercial and Administration Office:
Via A. Cavalieri Ducati n. 3
40132 Bologna, Italy
Telefono 051 6413111
Fax 051 406580
Internet www.ducati.com*

CATALOGUE No: 915.1.237.2A
ISSUED: 12 - 06

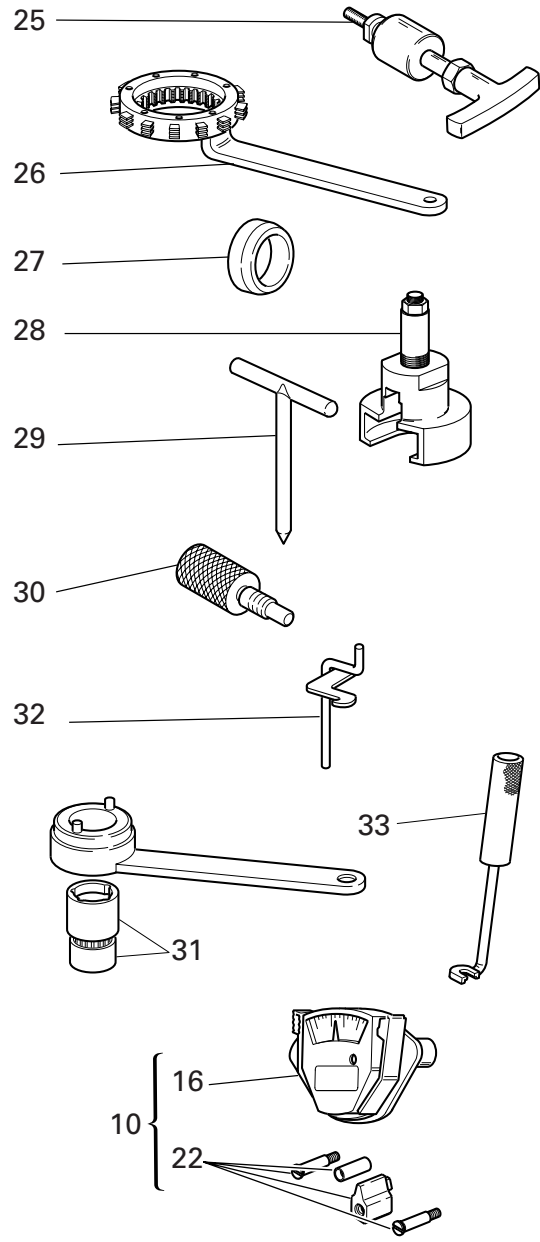
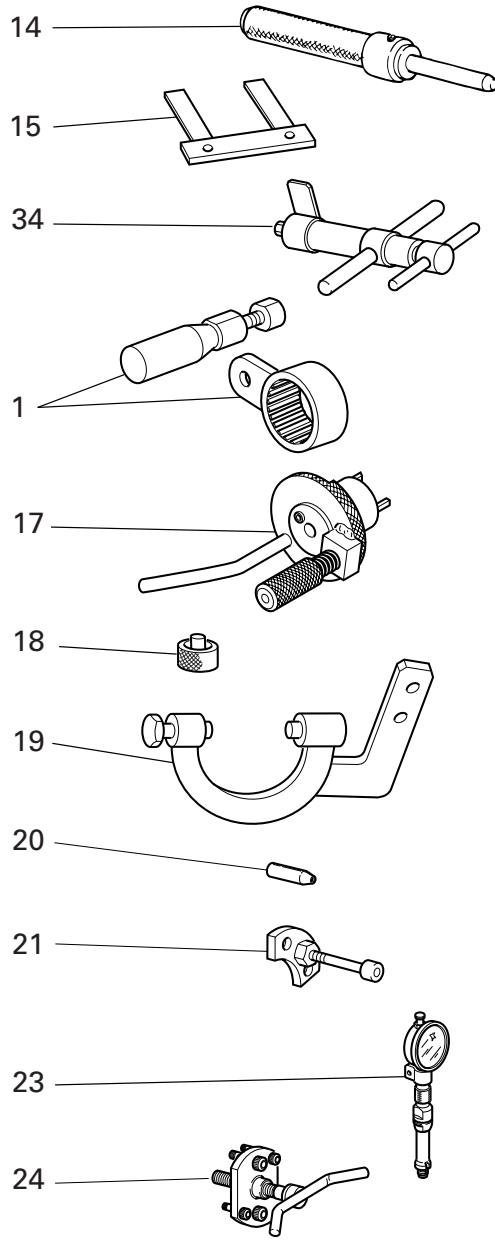
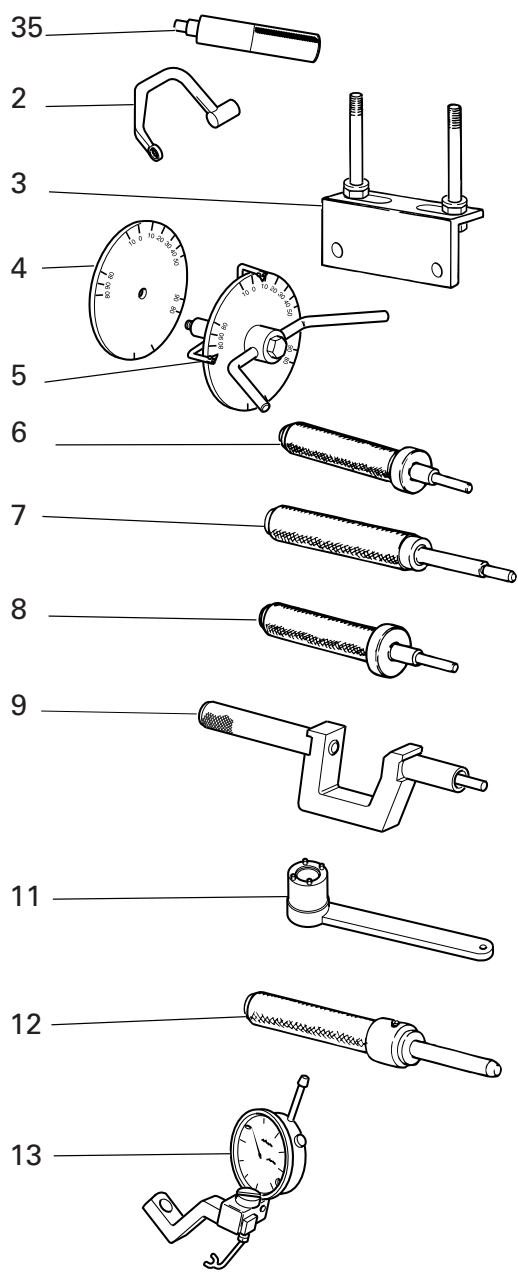
CATALOGUE No: 915.1.237.2A
ISSUED: 12 - 06




Paint	Code
"Nero Lucido DUCATI"	(PPG) 248.514
"Rosso Anniversary DUCATI"	(PPG) F_473.101
"Grigio Chiaro Metallizzato"	(PPG) *0026
"Trasparente"	(PPG) 228.880

page	CONTENTS
4	001 WORKSHOP SPECIAL TOOLS
6	001a WORKSHOP SPECIAL TOOLS
8	001b DIAGNOSIS TESTER DDS
10	001c WORKSHOP SPECIAL TOOLS
12	002 GEARCHANGE
14	003 GEAR-BOX
16	004 CLUTCH
18	005 CLUTCH COVER
20	006 CRANKSHAFT
22	007 CYLINDERS - PISTONS
24	008 TIMING
26	009 FILTERS AND OIL PUMP
28	010 HALF CRANKCASES
30	011 ALTERNATOR COVER
32	012 ELECTRIC STARTER AND IGNITION
34	013 HEAD : TIMING
36	014 VERTICAL HEAD
38	015 HORIZONTAL HEAD
40	016 INLET DICT
42	017 STANDS
44	018 ELECTRIC SYSTEM
46	019 BATTERY BOX MOUNT
48	020 FUEL TANK
50	021 AIR INDUCTIO AND OIL VENT
52	022 OIL COOLER
54	023 EXHAUST SYSTEM
56	024 FRAME
58	025 INSTRUMENT PANEL
60	026 GEARCHANGE LEVER - FOOT REST
62	026a REAR FOOT RESTS
64	027 FRONT FORK
66	028 HANDLEBAR AND CONTROLS
68	029 FRONT BRAKE
70	030 REAR BRAKE
72	031 CLUTCH CONTROL
74	032 REAR SUSPENSION
76	033 SWINGARM AND CHAIN
78	034 FRONT AND REAR WHEELS
80	035 REAR WHEEL PIN
82	036 FRONT HEAD-LIGHT
84	037 PLATE HOLDER - REAR LIGHT
86	038 FUEL SYSTEM
88	039 SEAT
90	040 HEADLIGHT FAIRING
92	041 FUEL INFEED
94	042 MARKING PLATES

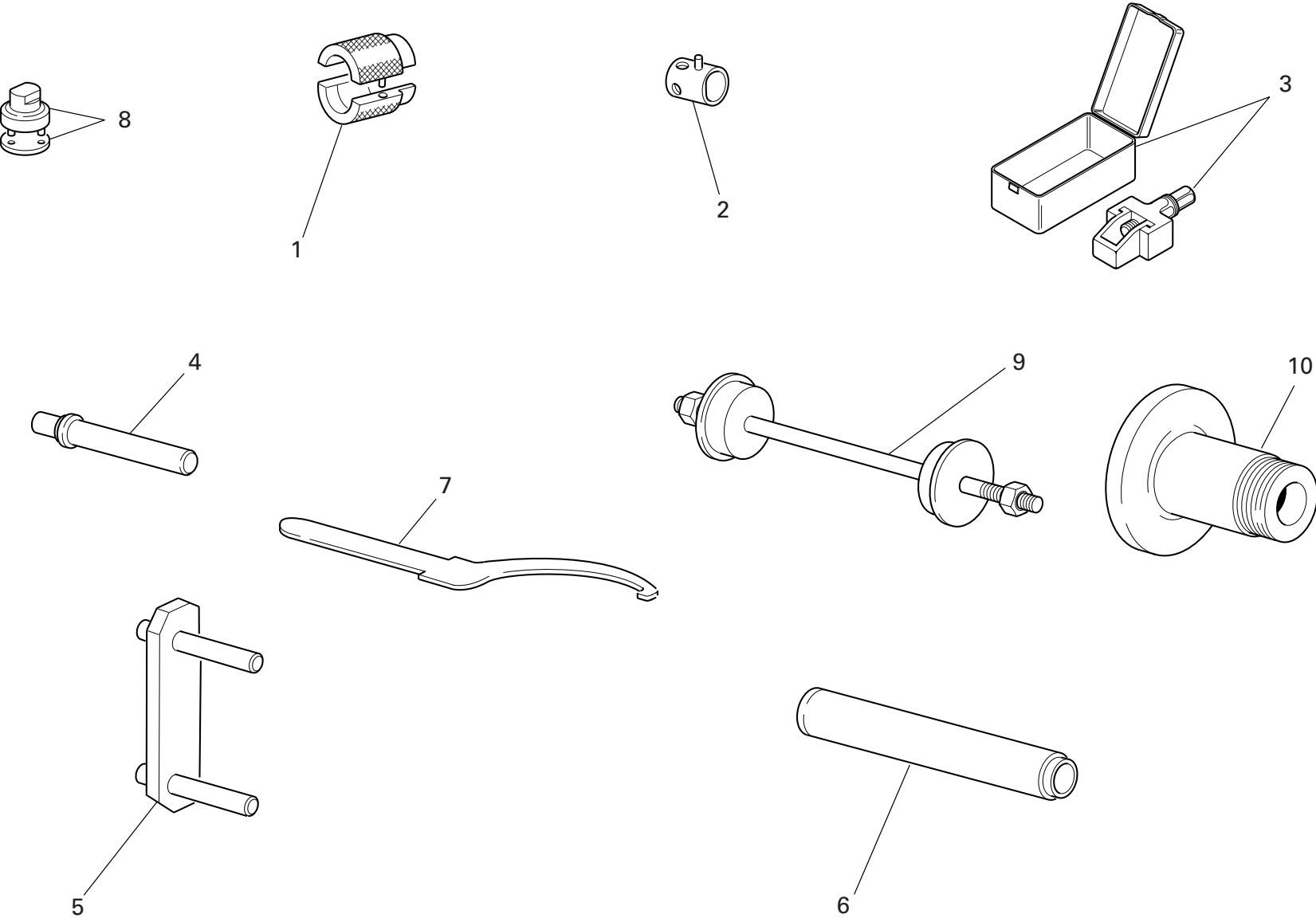
DRAWING 001 WORKSHOP SPECIAL TOOLS




NOTES NO.	CODE NO.	DESCRIPTION	VALIDITY	Q.TY 
1	88713.2355	Wrench for holding timing belt rollers ring nuts		1
2	88713.2676	Head nuts holder wrench		1
3	88713.2103	Head mounting base		1
4	98112.0002	Degree wheel		1
5	88713.0123	Degree wheel holder tool for ignition advance check		1
6	88713.0874	Exhaust valve guide punch tool		1
7	88713.0879	Punch tool to extract valve guide		1
8	88713.0875	Intake valve guide punch tool		1
9	88713.1429	Tool to drive valve seal ring ø7		1
10	051.2.001.1A	Torque wrench for timing belt		1
11	88713.0137	Crankshaft gear holder wrench for tightening nut		1
12	88713.1078	Punch tool for driving exhaust valve seat		1
13	88765.1058	Valve lift gauge		1
14	88713.1079	Punch tool for driving intake valve seat		1
15	88765.1000	Fork feeler gauge 0.1 mm		1
15	88765.1005	Fork feeler gauge 0,2 mm		1
15	88765.1006	Fork feeler gauge 0.3 mm		1
16	88765.0999	Timing belt control gauge		1
17	88713.2011	Tool to hold crankshaft in TDC position		1
18	88765.1298	Spacer for checking lower valve shim		1
19	88713.2036	Flywheel Wrench		1
20	88700.5749	Crankcases assembling cap		1
21	88713.1091	Plate for positioning gear engagement fork		1
22	88765.1086	Conversion kit for 2V belts tensioning tool		1
23	88765.1297	T.D.C. control gauge		1

NOTES NO.	CODE NO.	DESCRIPTION	VALIDITY	Q.TY 
24	88713.1749	Drive roller puller		1
25	88713.1994	Rocker shaft extractor		1
26	88713.2133	Wrench to hold cluch housing drum steady		1
27	88700.5665	Sleeve for installing clutch bell gear		1
28	88713.2092	Extractor for primary drive gear		1
29	88713.0262	Pin for assembling rocker arms		1
30	88713.2282	Belt roller timing of two-valva head		1
31	88700.5644	Wrench for camshaft pulley ring nut adjustment		1
32	88713.2362	Tool for assembling closing rocker and spring		1
33	88713.0844	Half-rings mounting punch tool		1
34	88713.1215	Torque wrench for timing belt		1
35	88713.2669	Roller cage fitting tool on primary shaft		1

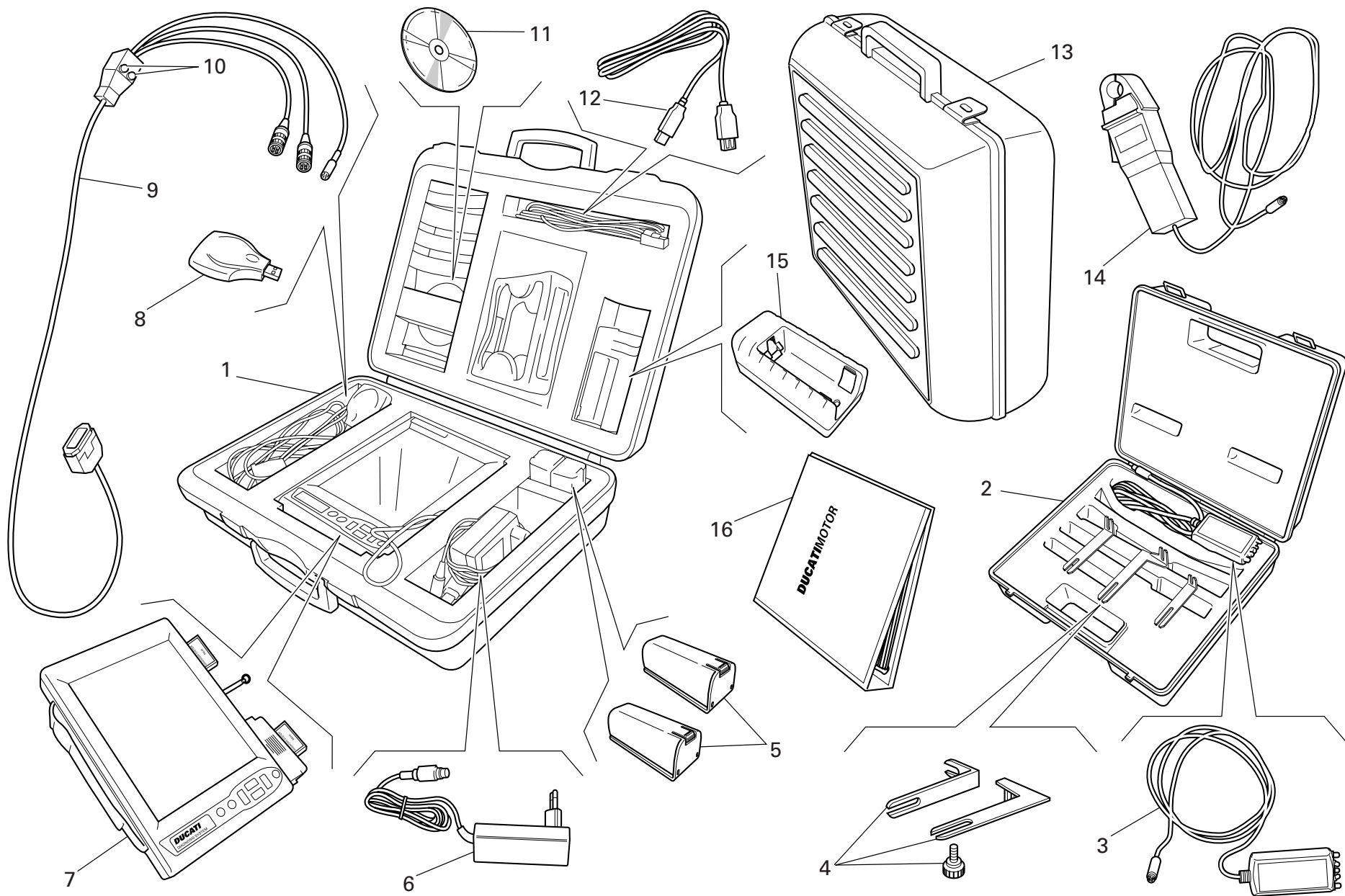
DRAWING 001a WORKSHOP SPECIAL TOOLS




DRAWING 001a WORKSHOP SPECIAL TOOLS

NOTES NO.	CODE NO.	DESCRIPTION	VALIDITY	Q.TY 
1	88713.1096	Tool for overhauling SHOWA forks - assembling seal ring		1
2	0000.70139	Wrench for front wheel spindle		1
3	88713.1213	Tool for assembling chain		1
4	88713.1071	Stopper for assembling the rocker needle bearings		1
5	88713.1040	Frame/engine mount		1
6	88713.1072	Stopper for driving the half bearing of the steering head base		1
7	88713.1038	Wrench for adjusting the eccentric hub		1
8	88713.1058	Wrench for assembling the steering head cap		1
9	88713.1062	Tool for assembling the steering head bearings		1
10	88713.1073	Tool for balancing rear wheel		1

NOTES NO.	CODE NO.	DESCRIPTION	VALIDITY	Q.TY 
-----------	----------	-------------	----------	--

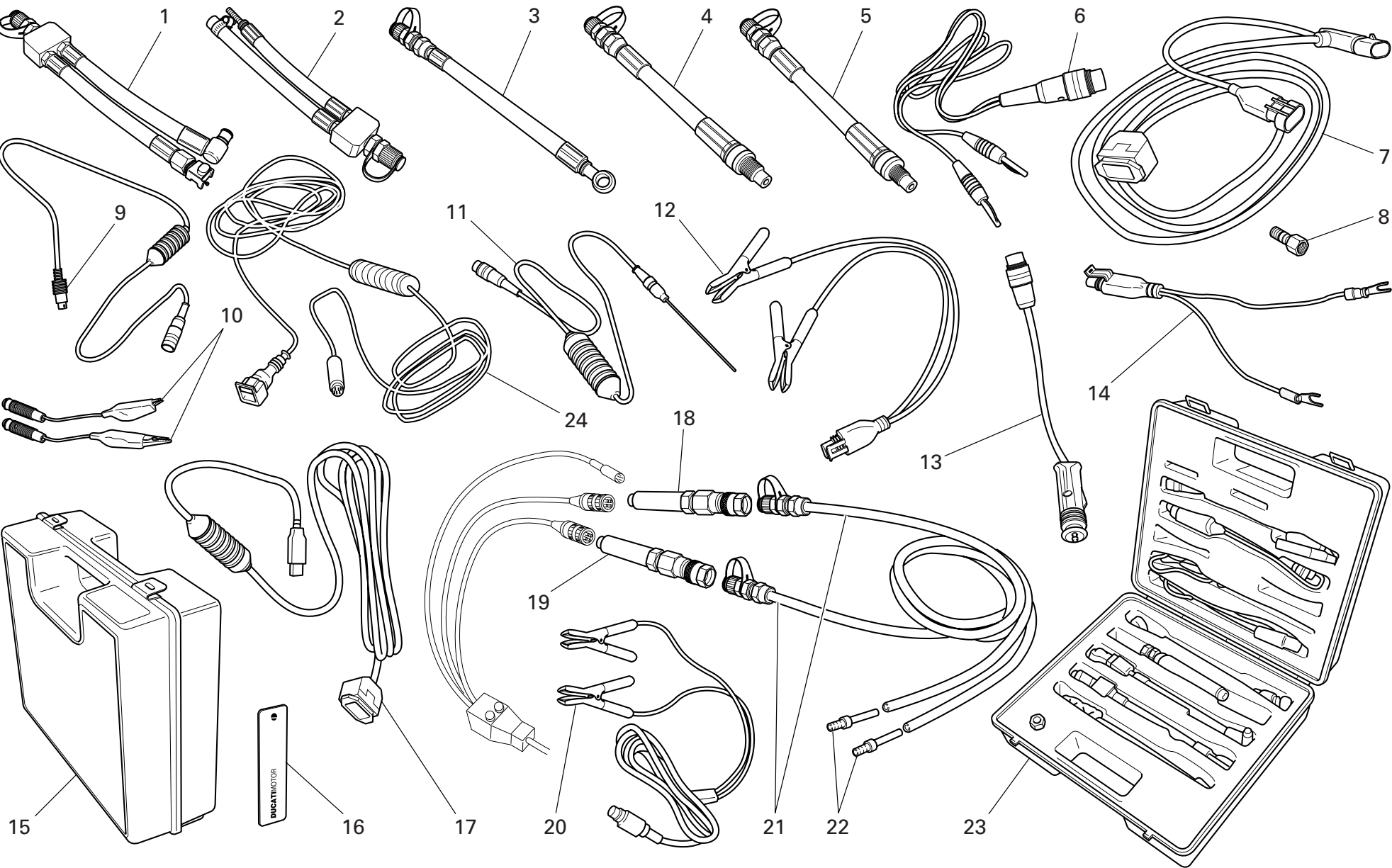


DRAWING 001b DIAGNOSIS TESTER DDS

NOTES NO.	CODE NO.	DESCRIPTION	VALIDITY	Q.TY 
1	97900.0215	DDS (Ducati Diagnosis System) + manifold vacuum meter. kit		1
2	97900.0002	Belt tensioning kit		1
3	88765.1371	Sensor		1
4	88765.1374	Bracket		1
5	97900.0216	Battery		2
6	97900.0224	Feeder		1
7	97900.0211	Bare DDS		1
8	97900.0225	(USB) Memory card reader		1
9	97900.0222	Main cable 1060838		1
10	97900.0219	Fuse		2
11	97900.0223	Software DDS CD		1
12	97900.0226	(USB) Cable extension		1
13	97900.0229	Black case with sponge rubber		1
14	88765.1126V	Amperometer plier		1
15	97900.0217	Battery charger		1
16	97900.0232	DDS manual		1

NOTES NO.	CODE NO.	DESCRIPTION	VALIDITY	Q.TY 
-----------	----------	-------------	----------	--

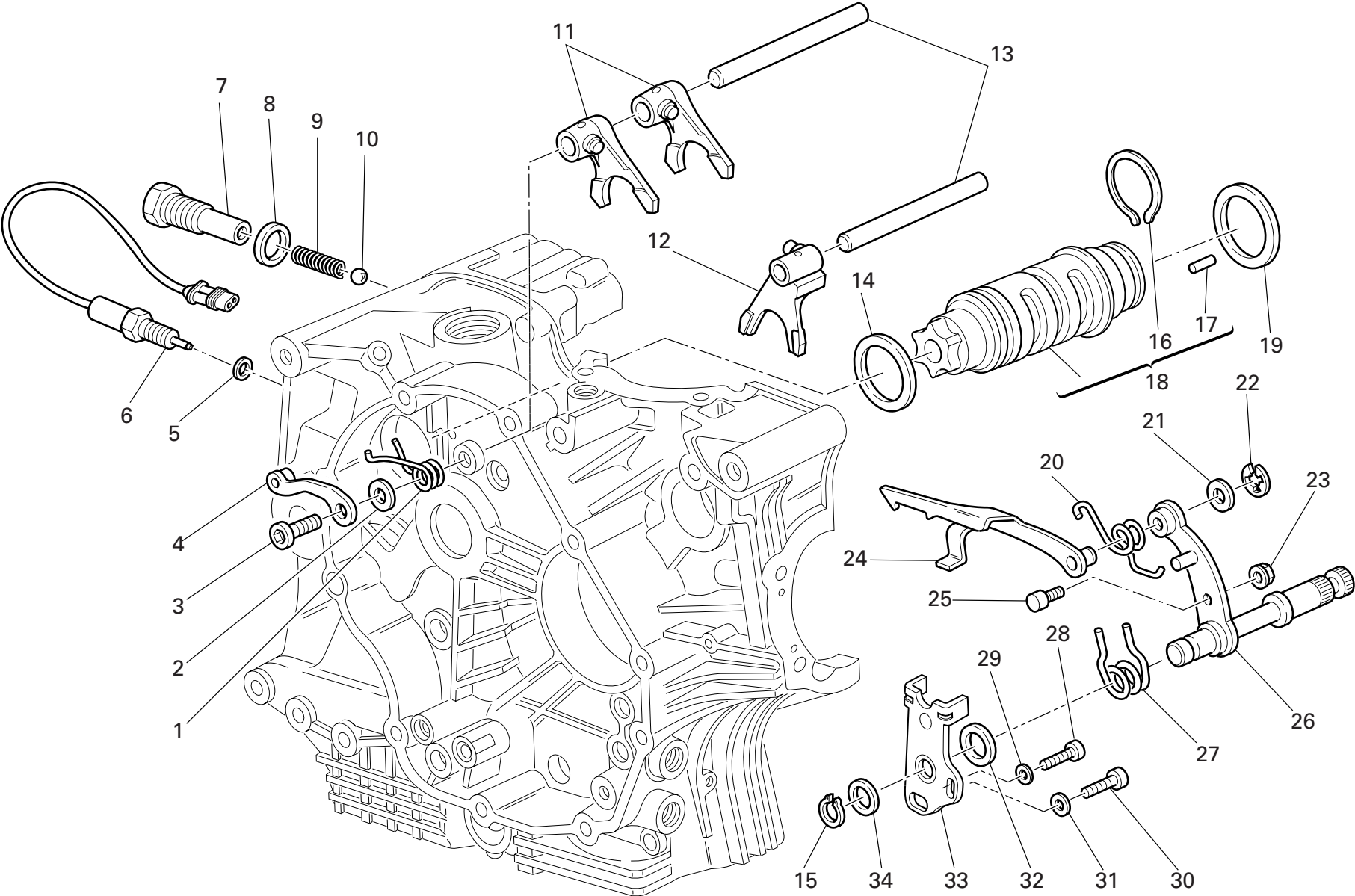
DRAWING 001c WORKSHOP SPECIAL TOOLS



DRAWING 001c WORKSHOP SPECIAL TOOLS

NOTES NO.	CODE NO.	DESCRIPTION	VALIDITY	Q.TY 
1	590.1.189.1A	Fuel pressure line HS.		1
2	590.1.190.1A	Fuel pressure line ST/SS/M.		1
3	875.1.065.1A	Oil pressure line		1
4	552.1.037.1A	Fitting - cylinder compression M12		1
5	552.1.038.1A	Fitting - cylinder compression M10		1
6	514.1.037.1A	Cable Volt PF DUC 21		1
7	97900.0227	Main cable D607		1
8	814.1.114.1A	Oil pressure fitting		1
9	514.1.032.1A	Cable for supplementary tests		1
10	514.1.035.1A	Red clamp cable		1
10	514.1.036.1A	Black clamp cable		1
11	552.1.040.1A	Temperature probe		1
12	97900.0228	Battery connection adapter		1
13	514.1.033.1A	Electric lighter connection adapter (ST)		1
14	514.1.038.1A	Battery connection adapter		1
15	698.1.033.1A	Red case with sponge rubber		1
16	88765.1126T	DUCATI sticker RH/LH side		2
17	97900.0231	(USB) Adaptor		1
18	97900.0218	Depressure sensor		1
19	552.1.039.1A	Pressure sensor		1
20	97900.0230	Feeder		1
21	97900.0220	Depressure/pressure line		2
22	97900.0221	Union		4
23	97900.0003	Pressure kit		1
24	88765.1126C	Cable for potentiometer adjustment		1


NOTES NO.	CODE NO.	DESCRIPTION	VALIDITY	Q.TY 
-----------	----------	-------------	----------	--



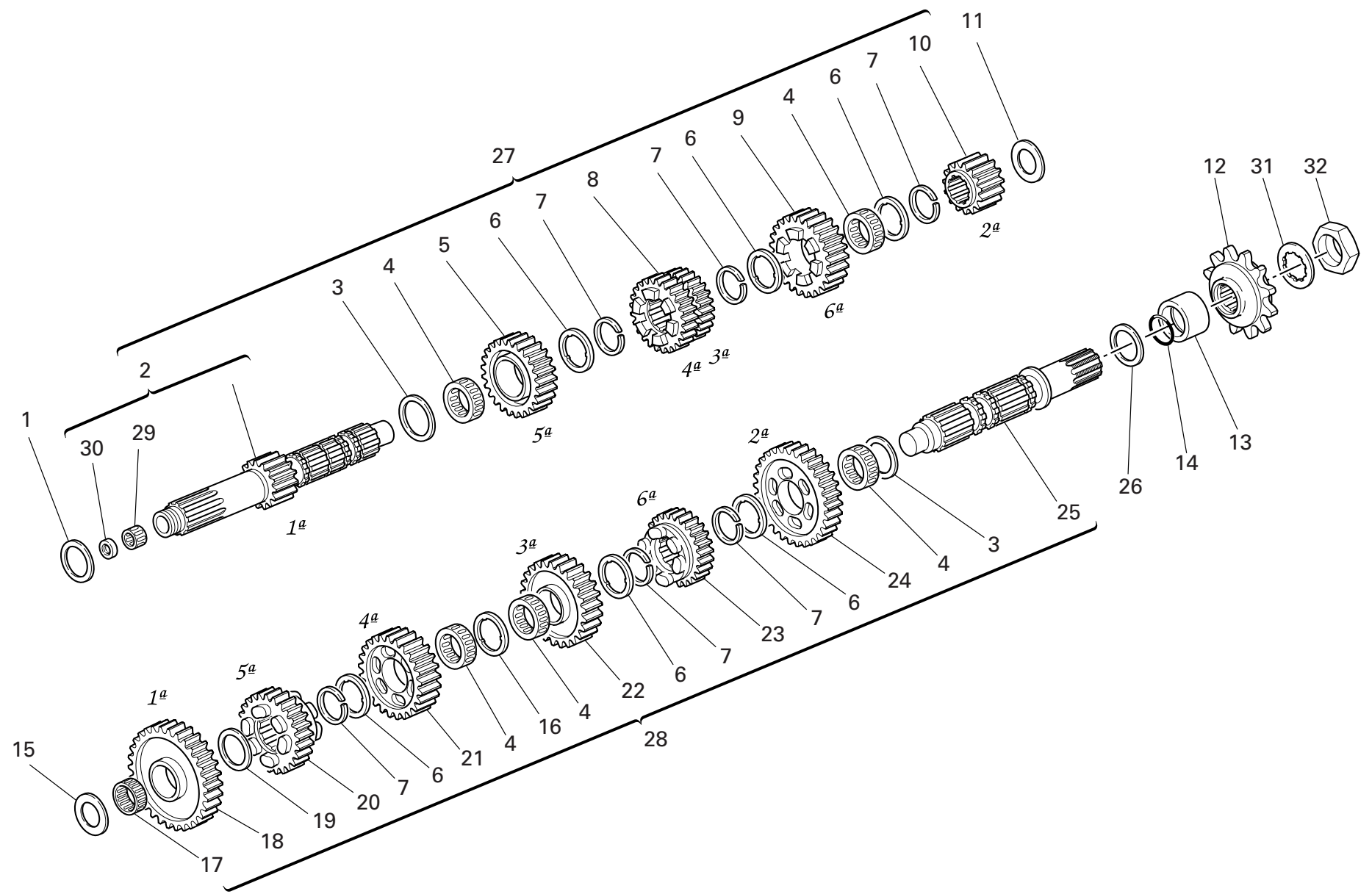
DRAWING 002 GEARCHANGE

NOTES NO.	CODE NO.	DESCRIPTION	VALIDITY	Q.TY 
1	799.1.049.1A	Return spring		1
2	852.1.053.2A	Washer		1
3	779.1.039.1A	Special screw		1
4	455.2.003.1A	Gear stopper assembly		1
5	852.5.024.1A	Gasket th.1		1
6	539.1.021.1A	Switch		1
7	779.1.203.2A	Push rod holder		1
8	0272.91.090	Gasket		1
9	0660.13.143	Gear selector spring		1
10	76835.1134	Ball		1
11	180.1.001.1A	1st,4th-2nd,3rd gear selector fork		2
12	180.1.002.1A	5th,6th gear selector fork		1
13	0660.13.070	Fork pin		2
14	852.1.005.1A	Shim th. 1		1
15	73500.1542	Circlip		1
16	882.1.006.1A	Needle retaining ring (square cross-section)		1
17	821.1.070.1A	Pin		6
18	182.2.018.1A	Complete gearbox drum		1
19	0660.13.060	Shim th. 1		1
19	852.1.094.1A	Shim th. 0.9		1
20	799.1.025.1A	Fork return spring		1
21	0400.09.050	Shim th. 0.5		1
21	0765.92.205	Shim th. 0.2		2
22	884.5.034.1A	Ring		1
23	748.1.040.1A	Nut		1
24	180.1.008.1A	Gearbox drum control fork		1
25	0660.13.165	Gearchange lever pin		1


CATALOGUE No: 915.1.237.2A
ISSUED: 12 - 06

NOTES NO.	CODE NO.	DESCRIPTION	VALIDITY	Q.TY 
26	821.1.001.1A	Pin with gearchange lever		1
27	0799.13.110	Gearchange lever return spring		1
28	771.5.067.8B	Screw		1
29	852.1.172.1A	Washer		1
30	771.5.123.8B	Screw		1
31	852.1.174.1A	Washer		1
32	881.1.012.1A	Centering ring		1
33	826.1.009.1A	Stopper plate		1
34	0400.29.125	Shim th. 0.2		2
34	0400.29.126	Shim th. 0.5		1


CATALOGUE No: 915.1.237.2A
ISSUED: 12 - 06



DRAWING 003 GEAR-BOX

NOTES NO.	CODE NO.	DESCRIPTION	VALIDITY	Q.TY	
1	0251.47.054	Shim th. 1.2		1	
2	150.2.006.1B	Gearbox main shaft		1	
3	0670.16.150	Shim th. 0.5		2	
4	701.4.005.1A	Needle bearing		5	
5	172.1.004.1A	Driving gear 5th sp.		1	
6	856.1.001.1A	Grooved washer th. 0.5		6	
7	0670.16.145	Snap ring		6	
8	172.1.003.1A	Driving gear 3rd/4th sp.		1	
9	172.1.005.1A	Driving gear 6th sp.		1	
10	172.1.002.1B	Driving gear 2nd sp.		1	
11	713.1.014.1E	Shim th. 1.6		1	
12	449.1.045.1A	Front sprocket w/rubber protection Z=15		1	
13	713.1.157.1A	Spacer		1	
14	930.4.023.1A	O-ring		1	
15	713.1.266.1A	Spacer th. 3,15		1	
16	856.1.031.1A	Grooved washer th. 0.5		1	
17	76402.0002	Needle bearing		1	
18	172.1.006.1B	Driven gear 1st sp.		1	
19	0670.16.155	Shim th. 1		1	
20	172.1.010.1A	Driven gear 5th sp.		1	
21	172.1.009.1A	Driven gear 4th sp.		1	
22	172.1.008.1A	Driven gear 3rd sp.		1	
23	172.1.011.1A	Driven gear 6th sp.		1	
24	172.1.007.1B	Driven gear 2nd sp.		1	
25	149.1.032.3A	Gearbox lay shaft		1	
26	0670.16.170	Shim th. 0.8		1	
27	150.2.072.1A	Complete main shaft		1	

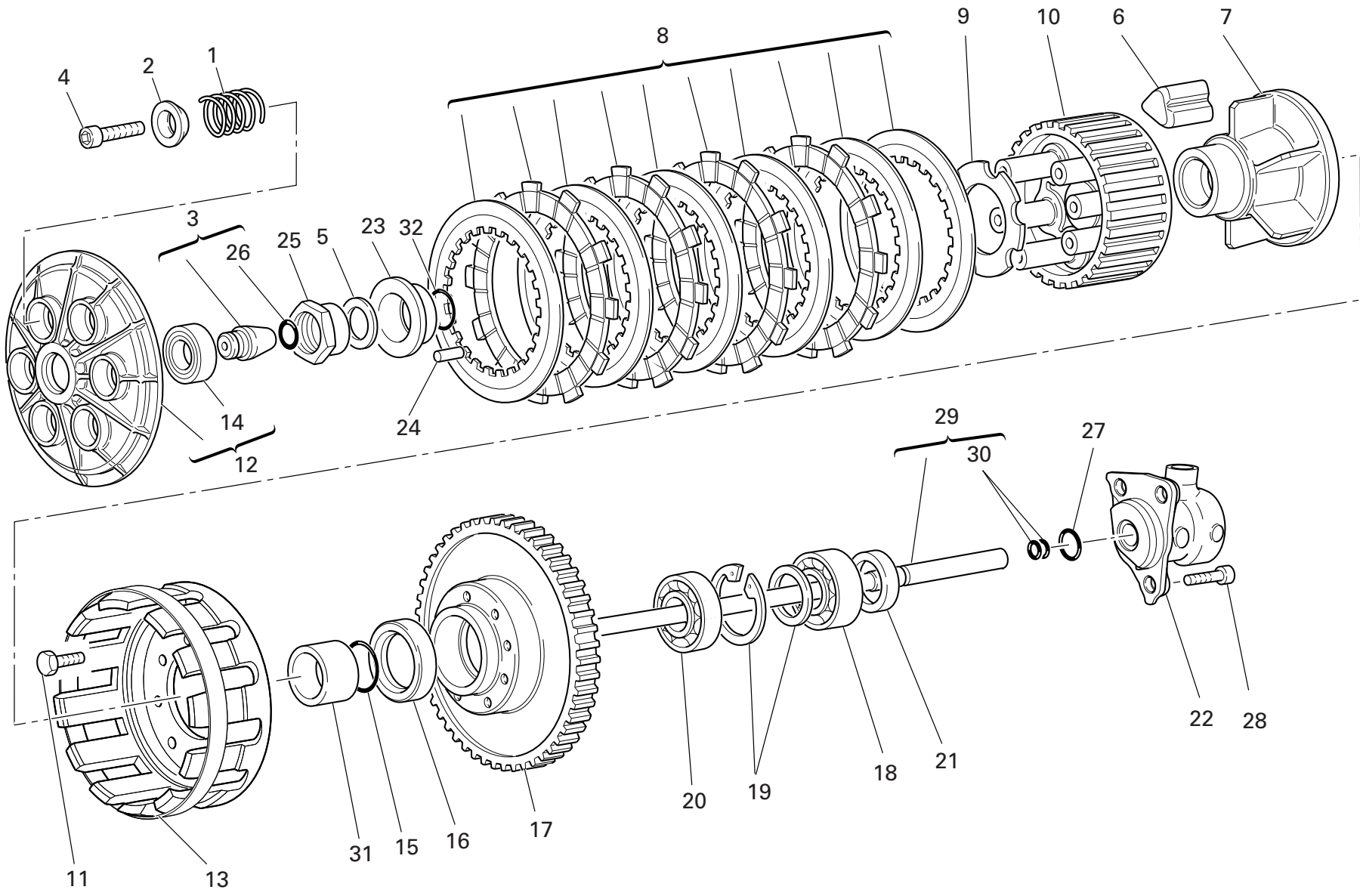
CATALOGUE No: 915.1.237.2A
ISSUED: 12 - 06

NOTES NO.	CODE NO.	DESCRIPTION	VALIDITY	Q.TY	
28	150.2.063.1A	Gearbox lay shaft		1	
29	702.5.044.1A	Needle bearing		1	
30	930.4.049.1A	Seal ring		1	
31	851.1.004.1A	Lock washer		1	
32	750.1.007.1A	Nut		1	

CATALOGUE No: 915.1.237.2A
ISSUED: 12 - 06

DRAWING 004


CLUTCH



DRAWING 004 CLUTCH

NOTES NO.	CODE NO.	DESCRIPTION	VALIDITY	Q.TY 
1	0659.16.555	Clutch spring		6
2	841.1.002.2A	Retainer		6
3	818.2.009.1A	Clutch control pin		1
4	771.5.043.8B	Screw		6
5	851.4.001.1A	Lock washer		1
6	764.1.003.1B	Rubber pad		12
7	162.1.001.1B	Plate holder hub		1
8	190.2.011.1A	Clutch plates set		1
9	851.1.001.1B	Lock washer		1
10	196.1.001.2B	Clutch drum		1
11	70610.8120	Screw		8
12	194.2.001.1B	Pressure plate		1
13	198.1.029.1A	Clutch housing		1
14	702.5.016.1A	Bearing		1
15	463.2.053.7A	O-ring		1
16	930.4.035.1A	Seal ring		1
17	170.2.020.1B	Clutch/crankshaft gears pair		1
18	702.5.051.1A	Bearing		1
19	881.2.001.1A	Circlip - spacer		1
20	702.4.017.1A	Bearing		1
21	0660.16.145	Spacer		1
22	195.4.003.1A	Piston assembly		1
23	710.1.002.1A	Bush		1
24	74224.0570	Pin		1
25	750.1.002.1B	Nut		1
26	886.4.118.1A	O-ring		1
27	886.4.043.1A	O-ring		1

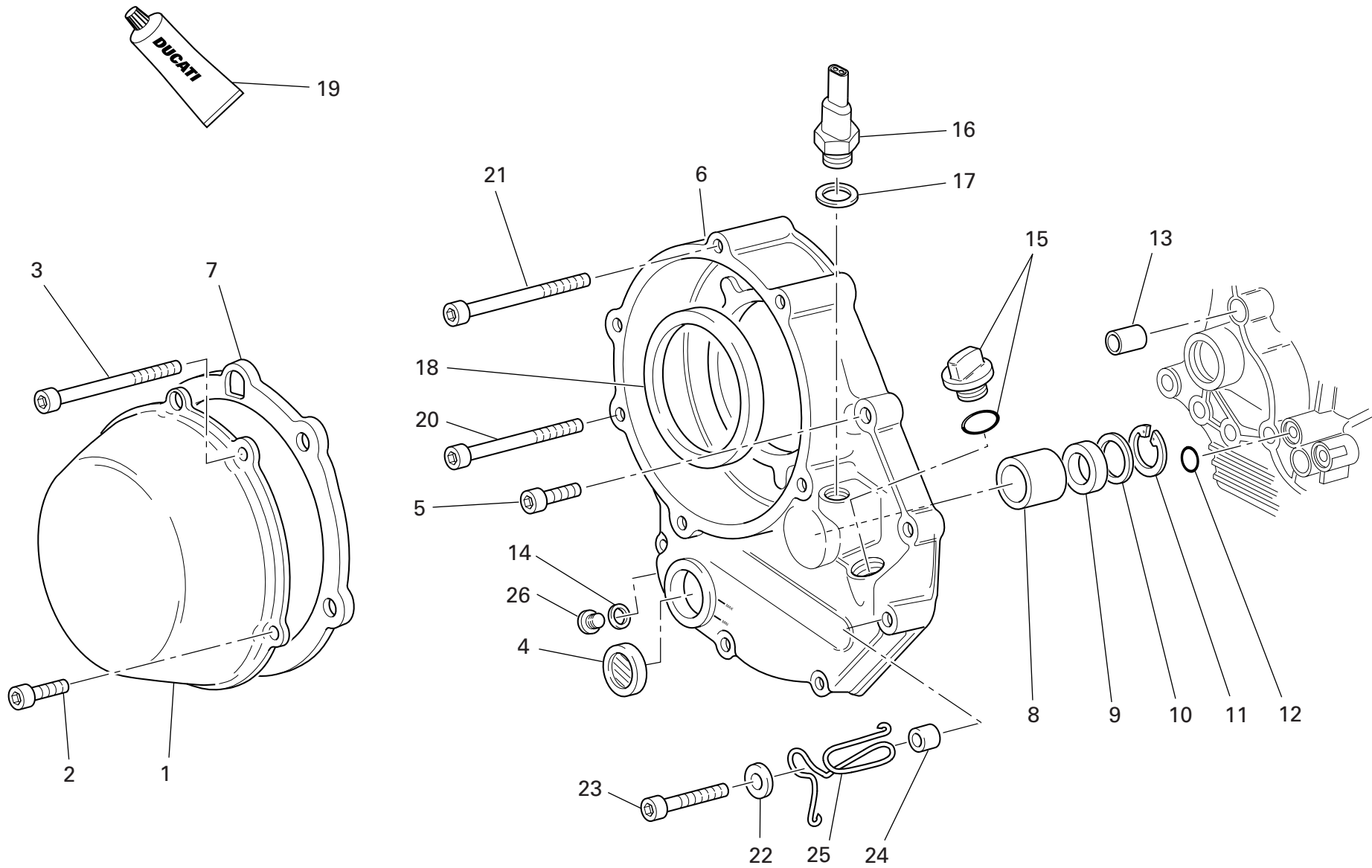
CATALOGUE No: 915.1.237.2A
ISSUED: 12 - 06

NOTES NO.	CODE NO.	DESCRIPTION	VALIDITY	Q.TY 
28	771.5.065.8B	Screw		3
29	117.2.006.1A	Clutch control rod		1
30	93823.2018	O-ring		2
31	713.1.012.1B	Spacer		1
32	93823.0128	O-ring		1

CATALOGUE No: 915.1.237.2A
ISSUED: 12 - 06

DRAWING 005

CLUTCH COVER



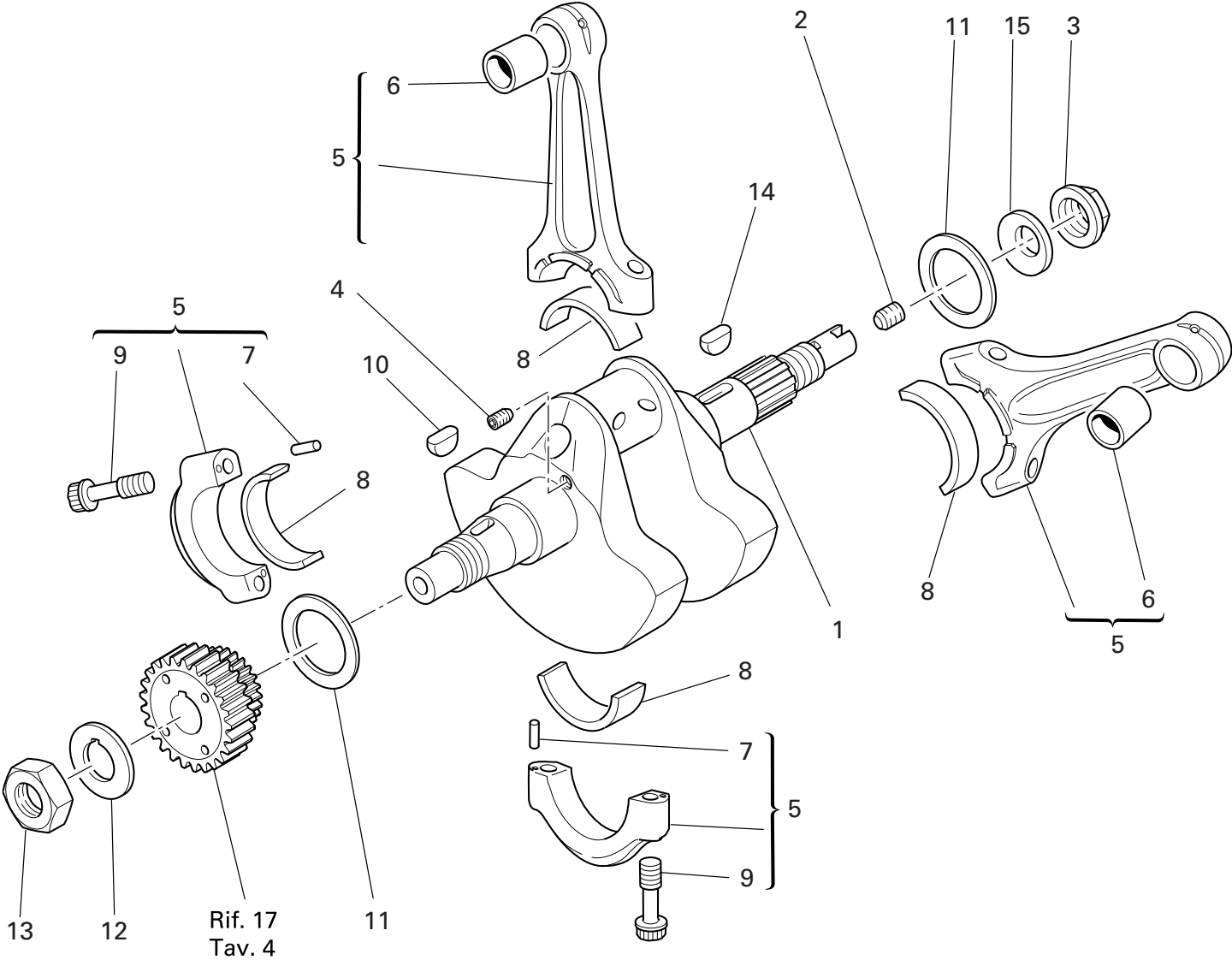
DRAWING 005 CLUTCH COVER

NOTES NO.	CODE NO.	DESCRIPTION	VALIDITY	Q.TY 
1	243.1.025.1AD	Clutch protection cover		1
2	771.1.026.1A	Screw		2
3	771.1.027.1A	Screw		2
4	254.4.001.2A	Oil level sight glass		1
5	771.5.069.8B	Screw		5
6	243.2.039.4A	Cover clutch side		1
7	788.1.052.1A	Clutch cover gasket		1
8	0665.49.680	Bush		1
9	930.4.091.1A	Seal ring		1
10	852.1.008.1A	Shim th. 0.5		1
11	884.5.035.1A	Circlip		1
12	93827.0114	O-ring		1
13	711.1.160.1A	Locating bush		1
14	852.5.024.1A	Gasket th.1		1
15	893.2.013.1A	Complete cap		1
16	539.4.030.2A	Switch		1
17	852.1.195.1A	Gasket th.2		1
18	930.4.034.1A	Ring		1
19	94247.0014	Fluid sealant		1
20	771.5.078.8B	Screw		1
21	771.5.079.8B	Screw		1
22	852.1.176.1A	Washer		2
23	771.5.072.8B	Screw		1
24	713.1.241.1A	Spacer		1
25	881.1.051.1A	Holder		1
26	780.5.001.1A	Cap		1

NOTES NO.	CODE NO.	DESCRIPTION	VALIDITY	Q.TY 
-----------	----------	-------------	----------	--

DRAWING 006


CRANKSHAFT



DRAWING 006 CRANKSHAFT

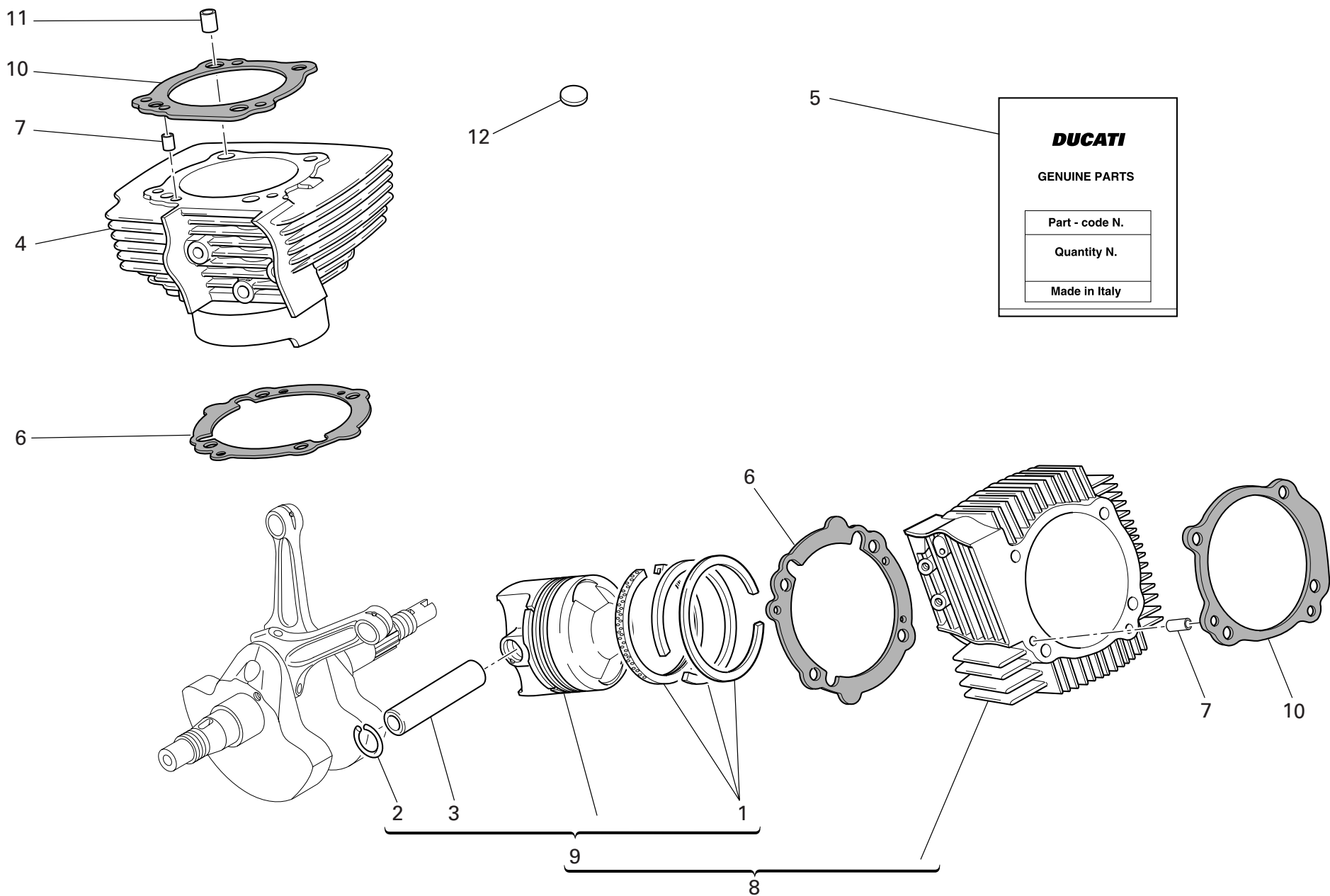
NOTES NO.	CODE NO.	DESCRIPTION	VALIDITY	Q.TY	
1	146.2.091.1A	Crankshaft (items 2-3-4 included)		1	
2	779.1.109.1A	Special screw		1	
3	750.1.012.2A	Nut		1	
4	72121.2106	Threaded dowel		1	
5	158.2.012.1A	Connecting rods pair		1	
6	711.1.007.1A	Bush		2	
7	74224.0570	Pin		4	
8	112.1.012.1AC	Half-bearing (YELLOW)		2	
8	112.1.012.1AB	Half-bearing (BLUE)		2	
9	779.1.007.2A	Special screw		4	
10	74172.1008	Woodruff key		1	
11	852.1.104.1A	Shim th. 1.9		2	
11	852.1.104.1B	Shim th. 1.95		2	
11	852.1.104.1C	Shim th. 2		2	
11	852.1.104.1D	Shim th. 2,05		2	
11	852.1.104.1E	Shim th. 2,1		2	
11	852.1.104.1F	Shim th. 2,15		2	
11	852.1.104.1G	Shim th. 2.2		2	
11	852.1.104.1H	Shim th. 2.25		2	
11	852.1.104.1I	Shim th. 2.3		2	
11	852.1.104.1J	Shim th. 2.35		2	
11	852.1.104.1K	Shim th. 2,4		2	
11	852.1.104.1L	Shim th. 2,45		2	
11	852.1.104.1M	Shim th. 2.5		2	
11	852.1.104.1N	Shim th. 2.55		2	
12	851.1.019.1A	Lock washer		1	
13	0660.47.040	Nut		1	

CATALOGUE No: 915.1.237.2A
ISSUED: 12 - 06


NOTES NO.	CODE NO.	DESCRIPTION	VALIDITY	Q.TY	
14	0755.29.025	Woodruff key		1	
15	799.1.051.2A	Spring washer		1	

CATALOGUE No: 915.1.237.2A
ISSUED: 12 - 06

DRAWING 007 CYLINDERS - PISTONS



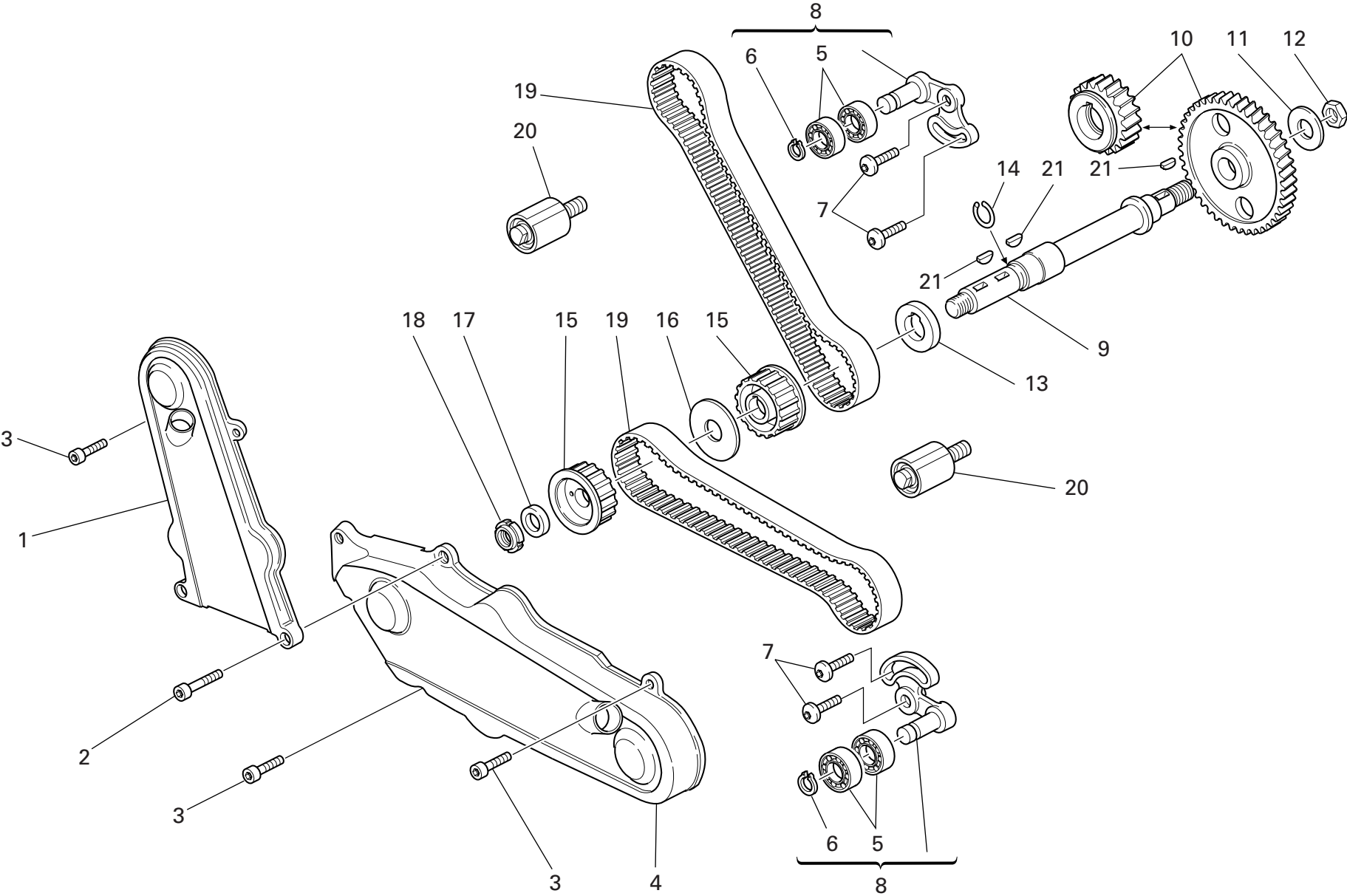
DRAWING 007 CYLINDERS - PISTONS

NOTES NO.	CODE NO.	DESCRIPTION	VALIDITY	Q.TY 
1	121.2.033.1A	Piston rings set		2
2	884.4.011.1A	Piston pin circlip		4
3	121.1.127.1A	Piston pin		2
4	120.2.081.1A	Vertical cylinder-piston fit		1
5	791.2.026.2A	Head-cylinder gaskets set		1
6	786.1.086.1A	Cylinder-crankcase gasket th. 0.4		2
7	711.1.172.1A	Bush		2
8	120.2.080.1A	Horizontal cylinder-piston fit		1
9	122.2.087.2A	Complete piston		2
10	786.1.064.1A	Head-cylinder gasket		2
11	711.1.126.1A	Bush		4
12	700.1.040.1A	Vibration damper pad		41


NOTES NO.	CODE NO.	DESCRIPTION	VALIDITY	Q.TY 

DRAWING 008

TIMING



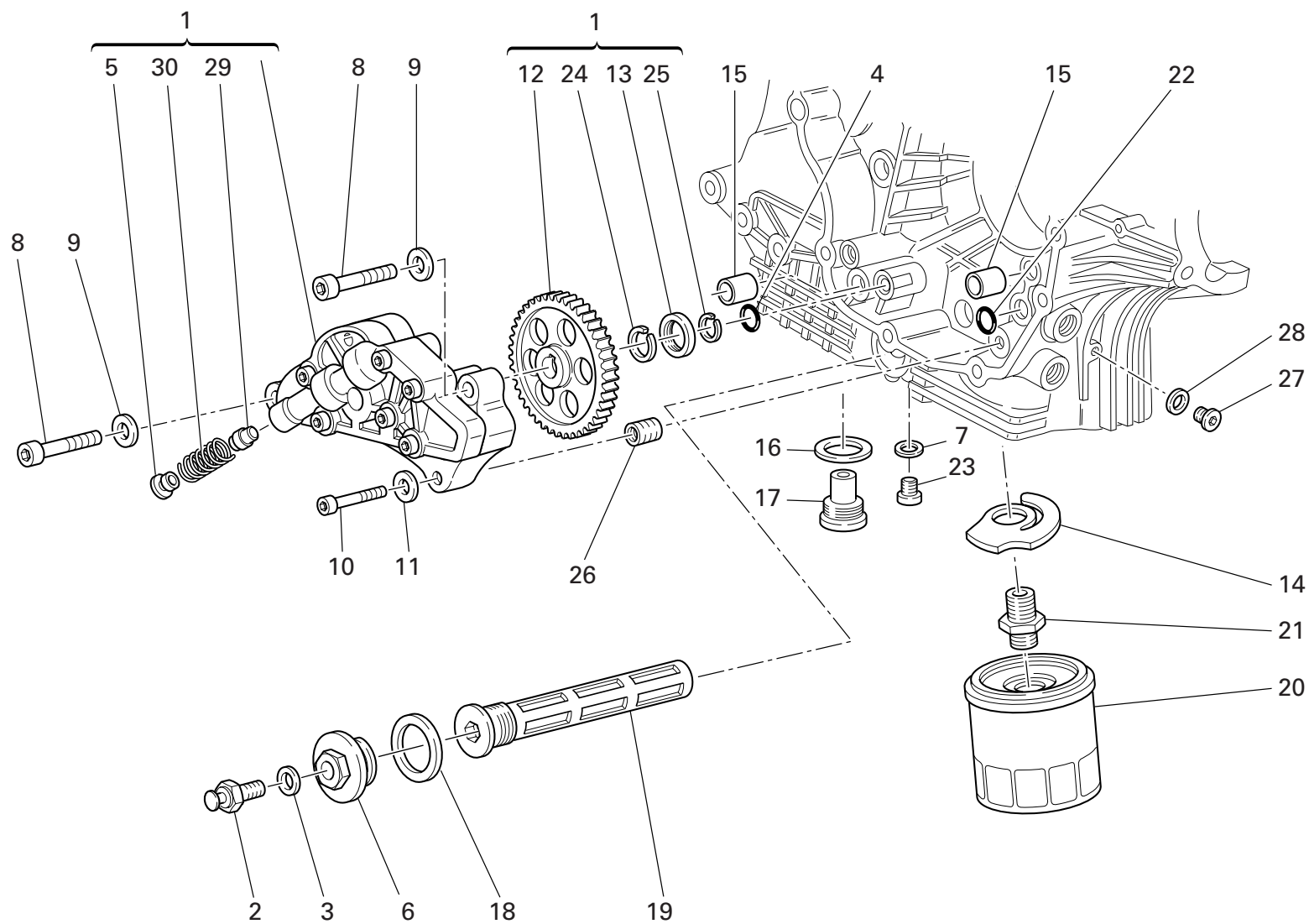
DRAWING 008 TIMING

NOTES NO.	CODE NO.	DESCRIPTION	VALIDITY	Q.TY 
1	245.1.033.1A	Vertical timing belt cover		1
2	771.5.072.8B	Screw		2
3	771.5.065.8B	Screw		5
4	245.1.032.1A	Horizontal timing belt cover		1
5	702.4.069.1A	Bearing		4
6	884.5.034.1A	Ring		2
7	772.1.010.3A	Screw		4
8	451.2.017.1A	Complete vertical cylinder tensioner roller		2
9	147.1.026.1A	Lay shaft		1
10	171.2.020.2B	Timing gears pair		1
11	851.1.013.1A	Lock washer		1
12	0124.40.060	Hexagon nut		1
13	716.1.073.2A	Spacer		1
14	882.1.003.1A	Snap ring		1
15	255.1.023.2A	Timing belt roller		2
16	856.1.062.2A	Belt roller separating washer		1
17	716.1.099.1A	Spacer		1
18	703.5.006.2A	Elastic-stop ring nut		1
19	737.4.021.1A	Timing drive toothed belt		2
20	451.1.025.1A	Fixed tensioner assembly		2
21	0755.29.025	Woodruff key		3

NOTES NO.	CODE NO.	DESCRIPTION	VALIDITY	Q.TY 
-----------	----------	-------------	----------	--

DRAWING 009


FILTERS AND OIL PUMP



DRAWING 009 FILTERS AND OIL PUMP

NOTES NO.	CODE NO.	DESCRIPTION	VALIDITY	Q.TY 
1	174.2.025.6A	Complete oil pump		1
2	552.1.045.2A	Thermistor		1
3	852.5.024.1A	Gasket th.1		1
4	886.4.037.1A	O-ring		1
5	780.1.018.1A	Bypass cap		1
6	873.1.039.1A	Cap		1
7	852.1.120.1A	Aluminium gasket		1
8	771.5.129.8B	Screw		2
9	853.1.002.1A	Spring washer		2
10	771.5.069.8B	Screw		1
11	853.1.004.1A	Spring washer		1
12	174.1.025.2A	Pump drive gear		1
13	710.1.001.1A	Bush		1
14	799.2.077.2A	Bypass spring		1
15	0759.49.280	Locating bush		2
16	220.3.208.3A	Gasket		1
17	780.2.047.1A	Oil drain plug with magnet		1
18	852.5.005.1A	Gasket th.1,5		1
19	894.2.009.1A	Oil filter		1
20	444.4.003.4A	Oil filter cartridge		1
21	815.1.028.1A	Nipple		1
22	93827.0114	O-ring		1
23	779.1.198.2A	Cap		1
24	884.4.042.1A	Snap ring		1
25	884.5.036.1A	Circlip		1
26	0670.49.310	Reduction bush		1
27	779.1.162.2A	Cap		1

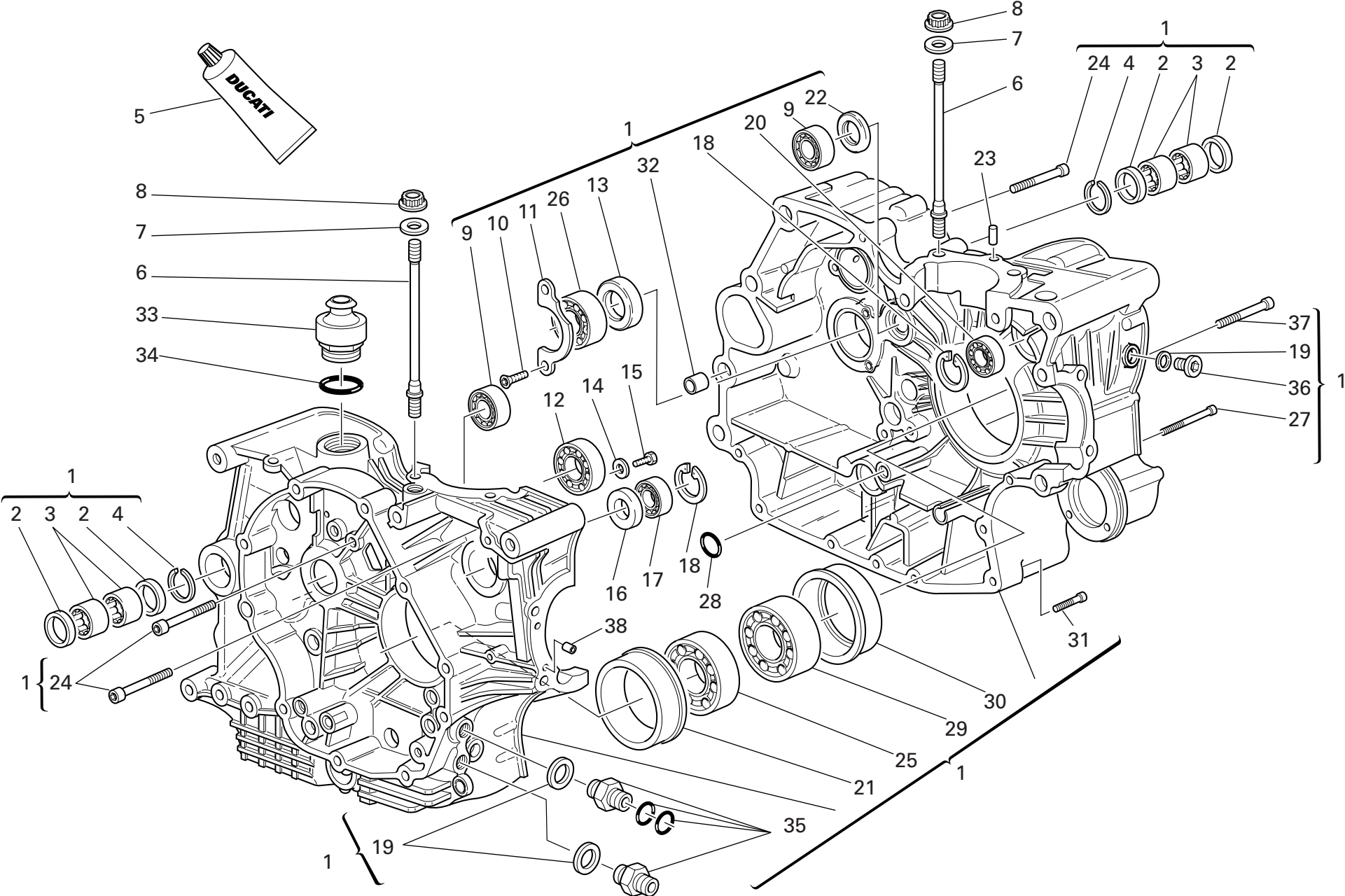
CATALOGUE No: 915.1.237.2A
ISSUED: 12 - 06

NOTES NO.	CODE NO.	DESCRIPTION	VALIDITY	Q.TY 
28	852.1.195.1A	Gasket th.2		1
29	593.1.018.1A	Bypass valve		1
30	799.1.055.1A	Bypass spring		1


CATALOGUE No: 915.1.237.2A
ISSUED: 12 - 06

DRAWING 010


HALF CRANKCASES



DRAWING 010 HALF CRANKCASES

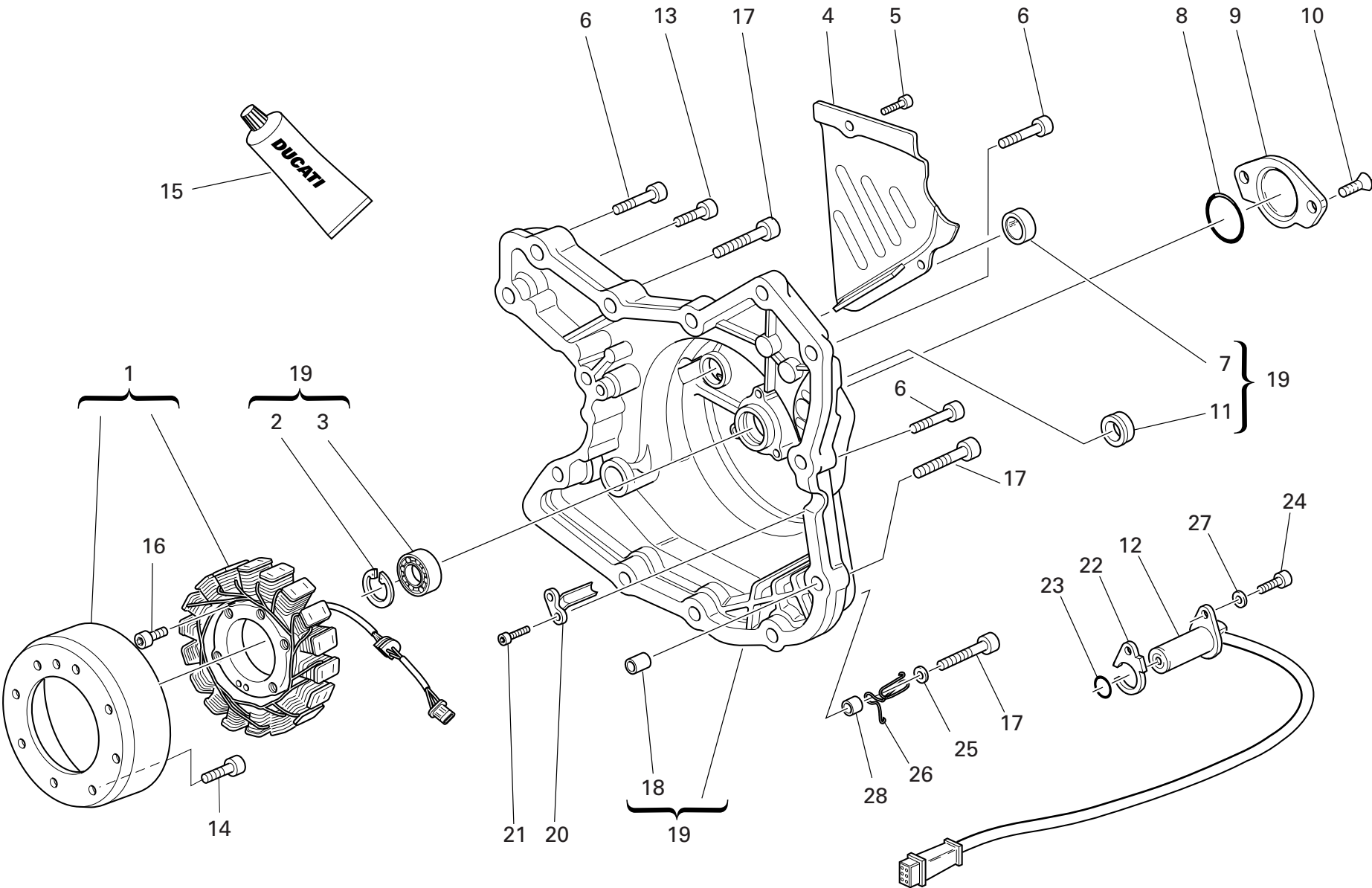
NOTES NO.	CODE NO.	DESCRIPTION	VALIDITY	Q.TY 
1	225.2.148.1A	Complete half-crankcases pair		1
2	0755.49.265	Seal ring		4
3	76400.0004	Needle bearing		4
4	76266.2668	Snap ring		2
5	94247.0014	Fluid sealant		1
6	766.1.059.1A	Stud bolt for fastening head cylinder		8
7	856.1.064.2A	Special washer		8
8	748.1.050.1A	Nut		8
9	702.4.033.1A	Bearing		2
10	72094.1616	Screw		2
11	826.1.012.1A	Keep plate		1
12	702.5.019.1A	Bearing		1
13	930.4.022.1A	Seal ring		1
14	713.1.140.1A	Spacer		2
15	770.5.250.8B	Screw		2
16	93785.1830	Seal ring		1
17	75794.1542	Bearing		1
18	73503.3380	Circlip		2
19	852.5.026.1A	Aluminium gasket th.1,5		3
20	702.5.008.1A	Bearing		1
21	710.1.069.1A	Bearing holder bush		1
22	0370.49.250	Washer		1
23	860.1.004.1A	Locating dowel		2
24	771.5.136.8B	Screw		6
25	75191.3380	Bearing		1
26	702.4.013.1A	Bearing		1
27	771.5.080.8B	Screw		2

CATALOGUE No: 915.1.237.2A
ISSUED: 12 - 06


NOTES NO.	CODE NO.	DESCRIPTION	VALIDITY	Q.TY 
28	93827.0114	O-ring		1
29	702.4.020.1A	Bearing		1
30	710.1.070.1A	Bearing holder bush		1
31	771.5.072.8B	Screw		7
32	711.1.095.1A	Bush		2
33	593.1.003.1B	Breather valve		1
34	93823.3156	O-ring		1
35	815.1.022.1A	Nipple		2
36	779.1.026.2A	Screw		1
37	779.1.029.2A	Special screw		1
38	711.1.128.1A	Bush		2

CATALOGUE No: 915.1.237.2A
ISSUED: 12 - 06


DRAWING 011 ALTERNATOR COVER



DRAWING 011 ALTERNATOR COVER

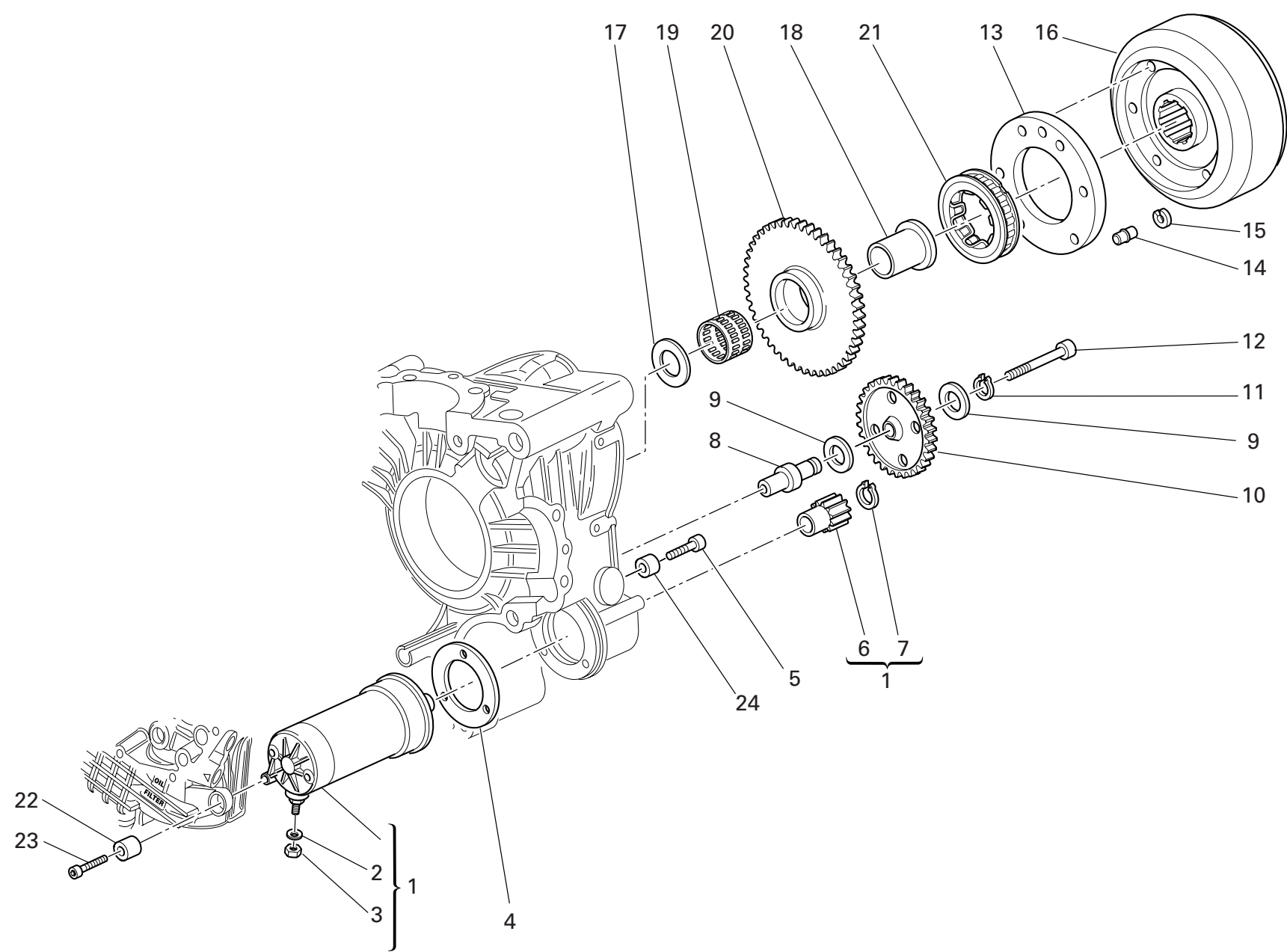
NOTES NO.	CODE NO.	DESCRIPTION	VALIDITY	Q.TY 
1	264.4.014.3B	Generator "DENSO"		1
1	264.4.022.1A	Generator "KOKUSAN"		1
2	73503.3380	Circlip		1
3	702.5.008.1A	Bearing		1
4	247.1.083.1AE	Chain cover		1
5	771.5.064.8B	Screw		2
6	771.5.069.8B	Screw		9
7	254.1.001.1A	Oil level sight glass		1
8	886.4.035.1A	O-ring		1
9	247.1.002.1BC	Cover		1
10	777.5.049.8B	Screw		2
11	93783.1524	Seal ring		1
12	552.4.020.1A	Sensor		1
13	771.5.067.8B	Screw		2
14	779.4.075.1A	Screw		8
15	94247.0014	Fluid sealant		1
16	771.5.073.8B	Screw		3
17	771.5.071.8B	Screw		3
18	711.1.160.1A	Locating bush		2
19	242.2.045.2A	Generator cover		1
20	830.1.144.1A	Bracket		1
21	771.5.040.8B	Screw		2
22	788.1.076.1A	Gasket th.0,6		1
22	788.1.076.1AA	Gasket th.0,8		1
22	788.1.076.1AB	Gasket th.1,0		1
23	886.4.033.1A	O-ring		1
24	771.5.066.8B	Screw		1

CATALOGUE No: 915.1.237.2A
ISSUED: 12 - 06

NOTES NO.	CODE NO.	DESCRIPTION	VALIDITY	Q.TY 
25	852.5.028.1A	Washer		1
26	758.1.031.1A	Holder		1
27	853.1.003.1A	Spring washer		1
28	713.1.365.1A	Spacer		1

CATALOGUE No: 915.1.237.2A
ISSUED: 12 - 06

DRAWING 012 ELECTRIC STARTER AND IGNITION

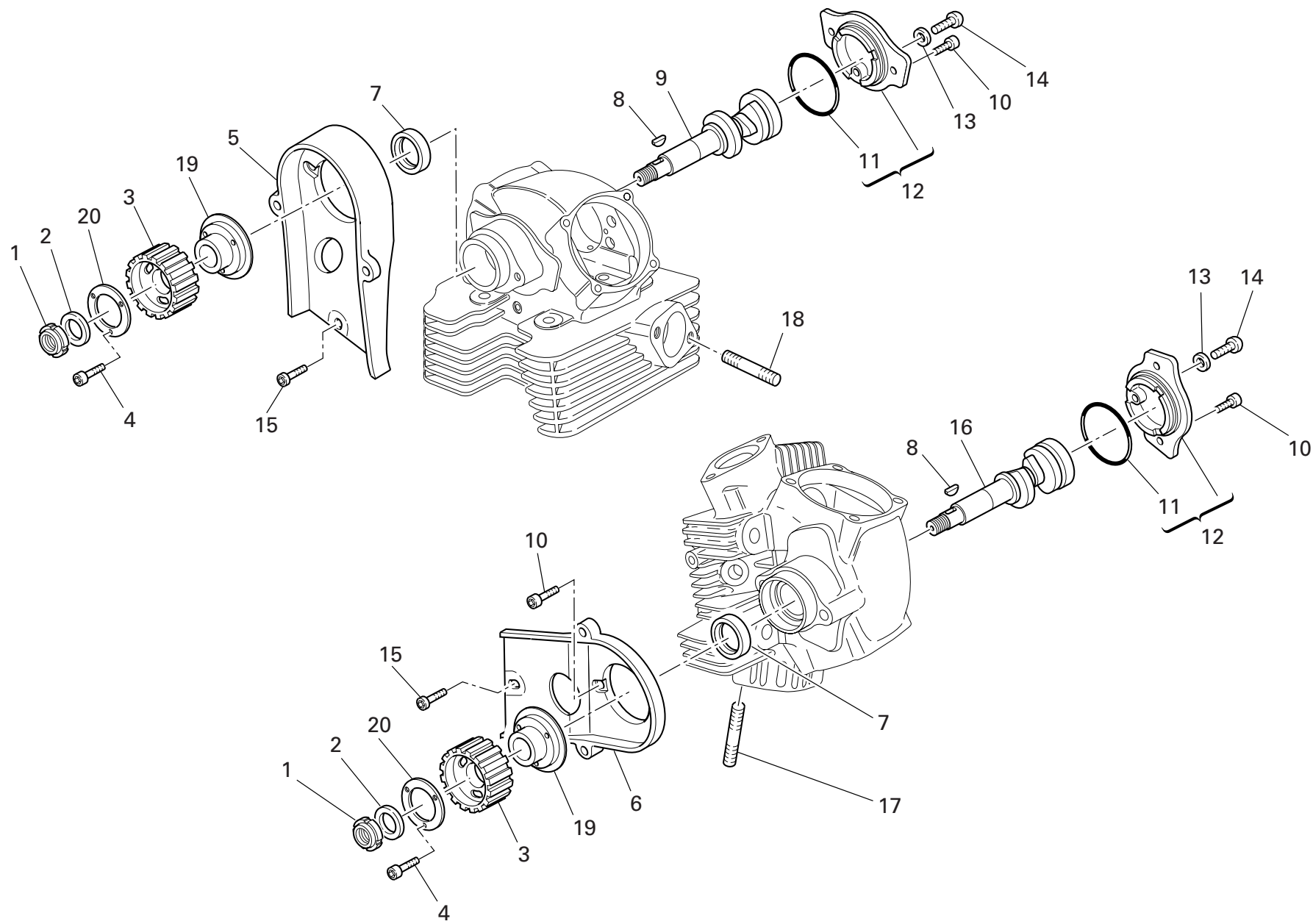


DRAWING 012 ELECTRIC STARTER AND IGNITION


NOTES NO.	CODE NO.	DESCRIPTION	VALIDITY	Q.TY 
1	270.4.005.1A	Complete starter motor		1
2	853.5.009.1A	Spring washer		1
3	750.1.121.1A	Nut		1
4	788.1.054.2A	Starter motor gasket		1
5	771.5.066.8B	Screw		2
6	176.1.001.1A	Starter motor sprocket		1
7	884.5.036.1A	Circlip		1
8	0660.50.020	Intermediate gear pin		1
9	856.1.071.1A	Washer		2
10	176.1.009.1A	Intermediate gear assembly		1
11	73500.1440	Circlip		1
12	771.5.078.8B	Screw		1
13	160.1.057.1A	Flange		1
14	863.1.002.1A	Locating pin		1
15	882.1.012.1A	Check ring		1
16	276.1.025.1B	Ignition flywheel		1
17	0619.50.065	Washer		1
18	881.1.010.1C	Inner ring		1
19	701.4.003.1A	Needle bearing		1
20	173.1.012.3A	Electric starter driven gear		1
21	701.4.007.1A	Starter clutch		1
22	700.1.036.1A	Flexible bush		1
23	771.5.071.8B	Screw		1
24	713.1.365.1A	Spacer		1

NOTES NO.	CODE NO.	DESCRIPTION	VALIDITY	Q.TY 
-----------	----------	-------------	----------	--

DRAWING 013 HEAD : TIMING



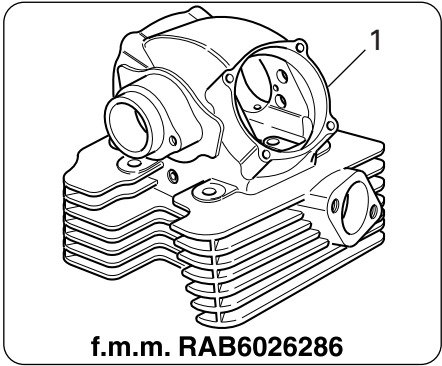
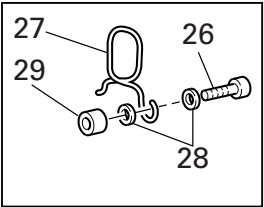
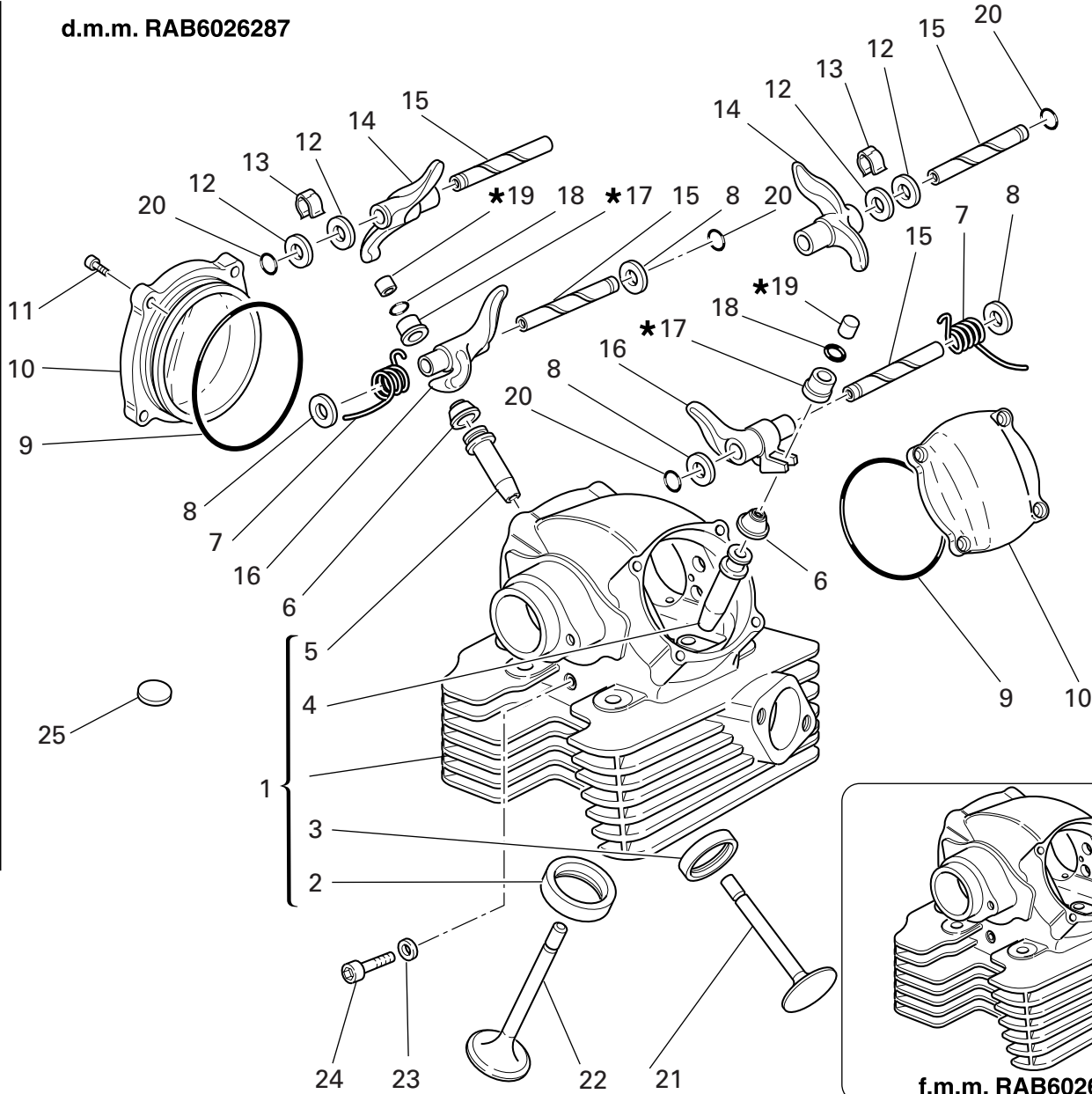
DRAWING 013 HEAD : TIMING

NOTES NO.	CODE NO.	DESCRIPTION	VALIDITY	Q.TY
				
1	703.5.006.2A	Elastic-stop ring nut		2
2	852.1.173.1A	Washer		2
3	255.1.024.2A	Timing belt roller		2
4	779.5.030.2A	Screw		6
5	245.1.030.1A	Vertical belt inner cover		1
6	245.1.031.1A	Horizontal belt inner cover		1
7	930.4.061.1A	Seal ring		2
8	74172.1008	Woodruff key		2
9	148.1.285.1A	Vertical head camshaft		1
10	771.5.066.8B	Screw		7
11	886.4.060.1A	O-ring		2
12	235.2.037.1A	Side cap		2
13	852.1.197.1A	Copper gasket		2
14	775.1.036.1A	Screw		2
15	773.5.065.8B	Screw		2
16	148.1.284.1A	Horizontal head camshaft		1
17	766.4.017.2A	Stud bolt		4
18	766.4.018.1A	Stud bolt		4
19	160.1.105.1A	Flange		2
20	856.1.074.2A	Special washer		2


NOTES NO.	CODE NO.	DESCRIPTION	VALIDITY	Q.TY
				

19		17	
Registro bilanc. apertura		Registro bilanc. chiusura	
Adjustment		Adjustment	
Réglage		Réglage	
Ventilkäppchen		Ventilkäppchen	
840.1.031.1A—	1,8	840.1.041.1B—	2,20
840.1.032.1A—	1,85	840.1.042.1B—	2,25
840.1.033.1A—	1,9	840.1.043.1B—	2,30
840.1.034.1A—	1,95	840.1.044.1B—	2,35
840.1.001.1A—	2	840.1.045.1B—	2,40
840.1.002.1A—	2,05	840.1.046.1B—	2,45
840.1.003.1A—	2,1	840.1.047.1B—	2,5
840.1.004.1A—	2,15	840.1.048.1B—	2,55
840.1.005.1A—	2,2	840.1.049.1B—	2,6
840.1.006.1A—	2,25	840.1.050.1B—	2,65
840.1.007.1A—	2,3	840.1.051.1B—	2,7
840.1.008.1A—	2,35	840.1.052.1B—	2,75
840.1.009.1A—	2,4	840.1.053.1B—	2,8
840.1.010.1A—	2,45	840.1.054.1B—	2,85
840.1.011.1A—	2,5	840.1.055.1B—	2,9
840.1.012.1A—	2,55	840.1.056.1B—	2,95
840.1.013.1A—	2,6	840.1.057.1B—	3
840.1.014.1A—	2,65	840.1.058.1B—	3,05
840.1.015.1A—	2,7	840.1.059.1B—	3,1
840.1.016.1A—	2,75		
840.1.017.1A—	2,8		
840.1.018.1A—	2,85		
840.1.019.1A—	2,9		
840.1.020.1A—	2,95		
840.1.021.1A—	3		
840.1.022.1A—	3,05		
840.1.023.1A—	3,1		
840.1.024.1A—	3,15		
840.1.025.1A—	3,2		
840.1.026.1A—	3,25		
840.1.027.1A—	3,3		
840.1.028.1A—	3,35		
840.1.029.1A—	3,4		
840.1.0301A—	3,45		

d.m.m. RAB6026287



DRAWING 014 VERTICAL HEAD

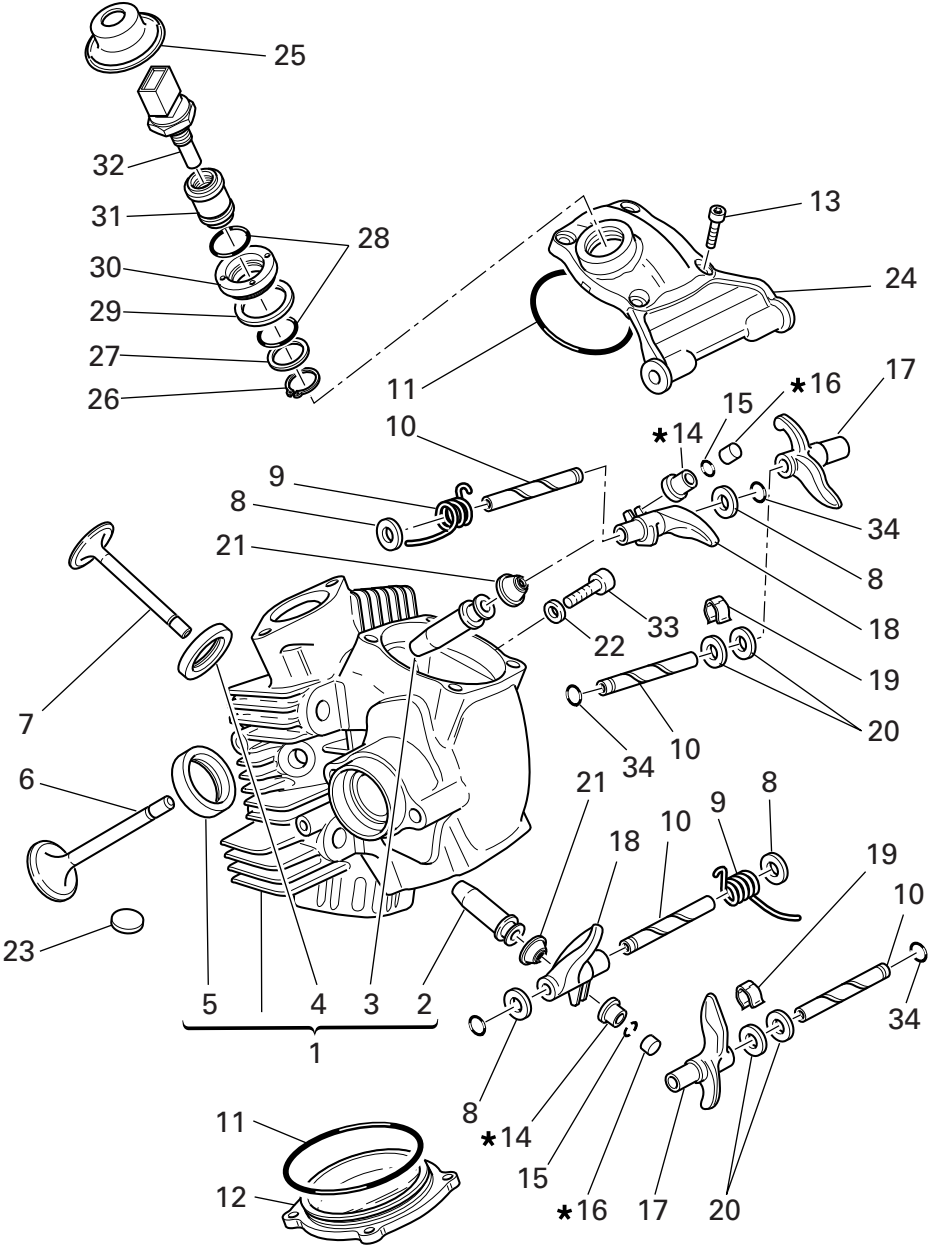
NOTES NO.	CODE NO.	DESCRIPTION	VALIDITY	Q.TY	
1	301.2.092.1D	Complete vertical head	fmm6286	1	
1	301.2.233.1A	Complete vertical head	dmm6287	1	
2	304.1.042.1B	Intake valve seat		1	
2	304.1.042.1BB	Oversize intake valve seat 0.03		1	
2	304.1.042.1BC	Oversize intake valve seat 0.06		1	
3	304.1.043.1B	Exhaust valve seat		1	
3	304.1.043.1BB	Oversize exhaust valve seat 0.03		1	
3	304.1.043.1BC	Oversize exhaust valve seat 0.06		1	
4	303.1.041.1C	Intake valve guide		1	
4	303.1.041.1CA	Intake valve guide magg. 0,03		1	
4	303.1.041.1CB	Intake valve guide magg. 0,06		1	
4	303.1.041.1CC	Intake valve guide magg. 0,09		1	
5	303.1.040.1B	Exhaust valve guide		1	
5	303.1.040.1BA	Exhaust valve guide magg. 0,03		1	
5	303.1.040.1BB	Exhaust valve guide magg. 0,06		1	
5	303.1.040.1BC	Exhaust valve guide magg. 0,09		1	
6	764.1.002.1A	Rubber pad		2	
7	799.1.061.3A	Closing rocker spring		2	
8	0619.92.180	Shim th. 0.3		6	
8	0670.92.190	Shim th. 2		3	
8	0765.92.185	Shim th. 1		2	
8	0765.92.190	Shim th. 0.5		4	
8	0765.92.205	Shim th. 0.2		8	
9	463.2.010.9A	O-ring		2	
10	240.2.026.1B	Valve cover		2	
11	771.5.066.8B	Screw		8	
12	0647.70.010	Shim		4	

CATALOGUE No: 915.1.237.2A
ISSUED: 12 - 06

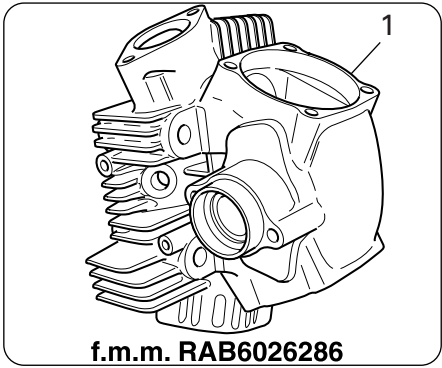
NOTES NO.	CODE NO.	DESCRIPTION	VALIDITY	Q.TY	
13	0375.92.210	Spring		2	
14	208.1.012.4A	Opening rocker		2	
15	821.1.111.2A	Rocker shaft		4	
16	209.1.041.1A	Closing rocker		2	
17	840.2.002.1B	See table		2	
18	669.1.001.1E	Split rings		4	
19	840.2.001.1A	See table		2	
20	463.2.026.1A	O-ring		4	
21	211.1.040.1A	Exhaust valve		1	
22	210.1.042.1A	Intake valve		1	
23	852.5.023.1A	Gasket		1	
24	779.1.133.1A	Screw		1	
25	700.1.040.1A	Vibration damper pad		12	
26	771.5.071.8B	Screw		1	
27	881.1.023.1A	Ring		1	
28	852.1.176.1A	Washer		2	
29	713.1.241.1A	Spacer		1	

CATALOGUE No: 915.1.237.2A
ISSUED: 12 - 06


19		17	
Registro bilanc. apertura		Registro bilanc. chiusura	
Adjustment		Adjustment	
Réglage		Réglage	
Ventilkäppchen		Ventilkäppchen	
840.1.031.1A—	1,8	840.1.041.1B—	2,20
840.1.032.1A—	1,85	840.1.042.1B—	2,25
840.1.033.1A—	1,9	840.1.043.1B—	2,30
840.1.034.1A—	1,95	840.1.044.1B—	2,35
840.1.001.1A—	2	840.1.045.1B—	2,40
840.1.002.1A—	2,05	840.1.046.1B—	2,45
840.1.003.1A—	2,1	840.1.047.1B—	2,5
840.1.004.1A—	2,15	840.1.048.1B—	2,55
840.1.005.1A—	2,2	840.1.049.1B—	2,6
840.1.006.1A—	2,25	840.1.050.1B—	2,65
840.1.007.1A—	2,3	840.1.051.1B—	2,7
840.1.008.1A—	2,35	840.1.052.1B—	2,75
840.1.009.1A—	2,4	840.1.053.1B—	2,8
840.1.010.1A—	2,45	840.1.054.1B—	2,85
840.1.011.1A—	2,5	840.1.055.1B—	2,9
840.1.012.1A—	2,55	840.1.056.1B—	2,95
840.1.013.1A—	2,6	840.1.057.1B—	3
840.1.014.1A—	2,65	840.1.058.1B—	3,05
840.1.015.1A—	2,7	840.1.059.1B—	3,1
840.1.016.1A—	2,75		
840.1.017.1A—	2,8		
840.1.018.1A—	2,85		
840.1.019.1A—	2,9		
840.1.020.1A—	2,95		
840.1.021.1A—	3		
840.1.022.1A—	3,05		
840.1.023.1A—	3,1		
840.1.024.1A—	3,15		
840.1.025.1A—	3,2		
840.1.026.1A—	3,25		
840.1.027.1A—	3,3		
840.1.028.1A—	3,35		
840.1.029.1A—	3,4		
840.1.030.1A—	3,45		



d.m.m. RAB6026287



DRAWING 015 HORIZONTAL HEAD

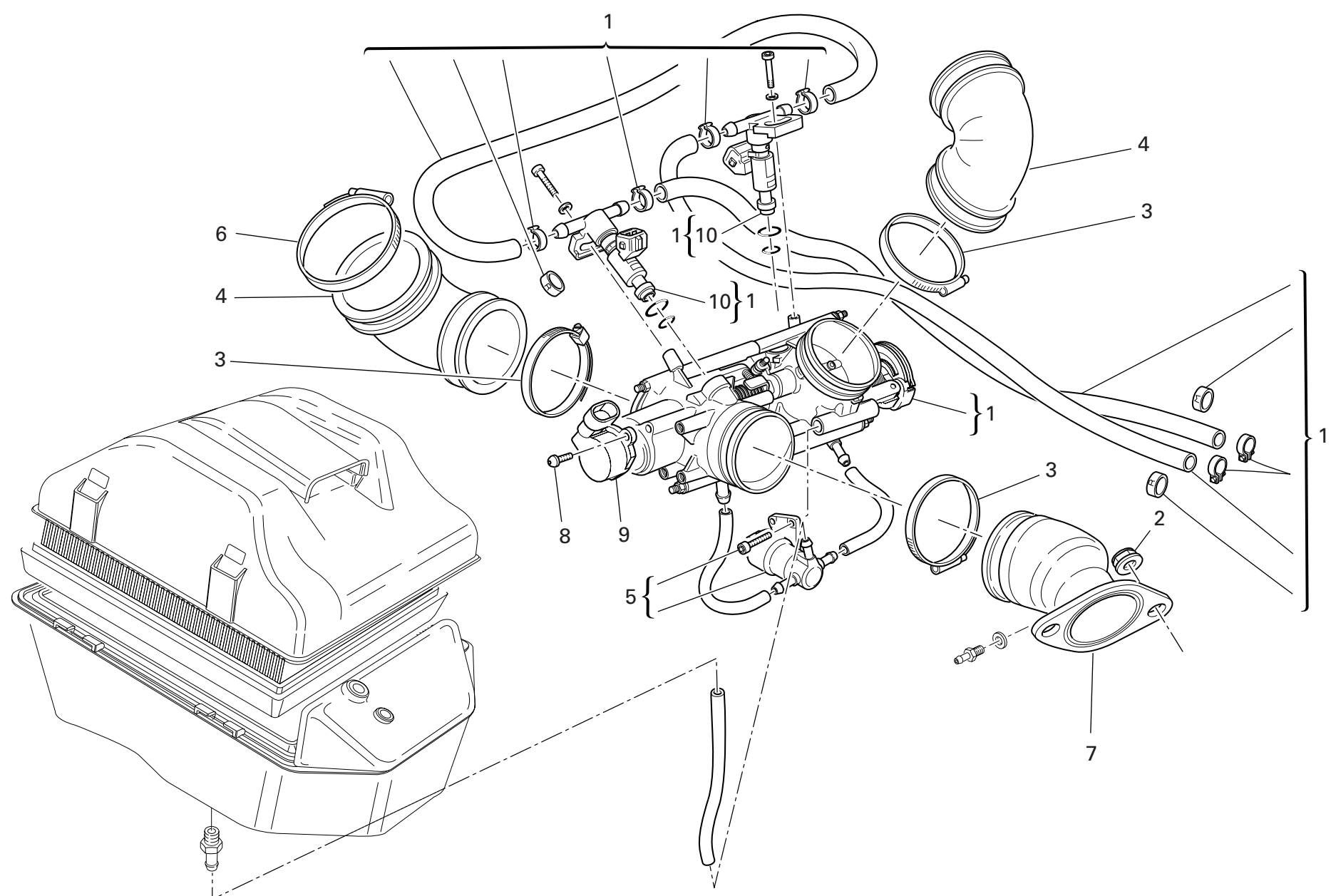
NOTES NO.	CODE NO.	DESCRIPTION	VALIDITY	Q.TY 
1	301.2.093.1D	Complete horizontal head	fmm6286	1
1	301.2.232.1A	Complete horizontal head	dmm6287	1
2	303.1.040.1B	Exhaust valve guide		1
2	303.1.040.1BA	Exhaust valve guide magg. 0,03		1
2	303.1.040.1BB	Exhaust valve guide magg. 0,06		1
2	303.1.040.1BC	Exhaust valve guide magg. 0,09		1
3	303.1.041.1C	Intake valve guide		1
3	303.1.041.1CA	Intake valve guide magg. 0,03		1
3	303.1.041.1CB	Intake valve guide magg. 0,06		1
3	303.1.041.1CC	Intake valve guide magg. 0,09		1
4	304.1.042.1B	Intake valve seat		1
4	304.1.042.1BB	Oversize intake valve seat 0.03		1
4	304.1.042.1BC	Oversize intake valve seat 0.06		1
5	304.1.043.1B	Exhaust valve seat		1
5	304.1.043.1BB	Oversize exhaust valve seat 0.03		1
5	304.1.043.1BC	Oversize exhaust valve seat 0.06		1
6	211.1.040.1A	Exhaust valve		1
7	210.1.042.1A	Intake valve		1
8	0619.92.180	Shim th. 0.3		6
8	0670.92.190	Shim th. 2		3
8	0765.92.185	Shim th. 1		2
8	0765.92.190	Shim th. 0.5		4
8	0765.92.205	Shim th. 0.2		8
9	799.1.061.3A	Closing rocker spring		2
10	821.1.111.2A	Rocker shaft		4
11	463.2.010.9A	O-ring		2
12	240.2.026.1B	Valve cover		1

CATALOGUE No: 915.1.237.2A
ISSUED: 12 - 06

NOTES NO.	CODE NO.	DESCRIPTION	VALIDITY	Q.TY 
13	771.5.066.8B	Screw		8
14	840.2.002.1B	See table		2
15	669.1.001.1E	Split rings		4
16	840.2.001.1A	See table		2
17	208.1.012.4A	Opening rocker		2
18	209.1.041.1A	Closing rocker		2
19	0375.92.210	Spring		2
20	0647.70.010	Shim		4
21	764.1.002.1A	Rubber pad		2
22	852.5.023.1A	Gasket		1
23	700.1.040.1A	Vibration damper pad		27
24	240.2.031.1A	Intake valve cover		1
25	672.1.034.1A	Rubber cap		1
26	73500.1747	Snap ring		1
27	713.1.137.1A	Spacer		1
28	886.4.028.1A	O-Ring		2
29	787.1.008.1A	Aluminium gasket		1
30	703.1.019.1A	Ring nut		1
31	829.1.235.1A	Holder sensor		1
32	552.4.013.1A	Sensor		1
33	779.1.133.1A	Screw		1
34	463.2.026.1A	O-ring		4

CATALOGUE No: 915.1.237.2A
ISSUED: 12 - 06

DRAWING 016 INLET DICT

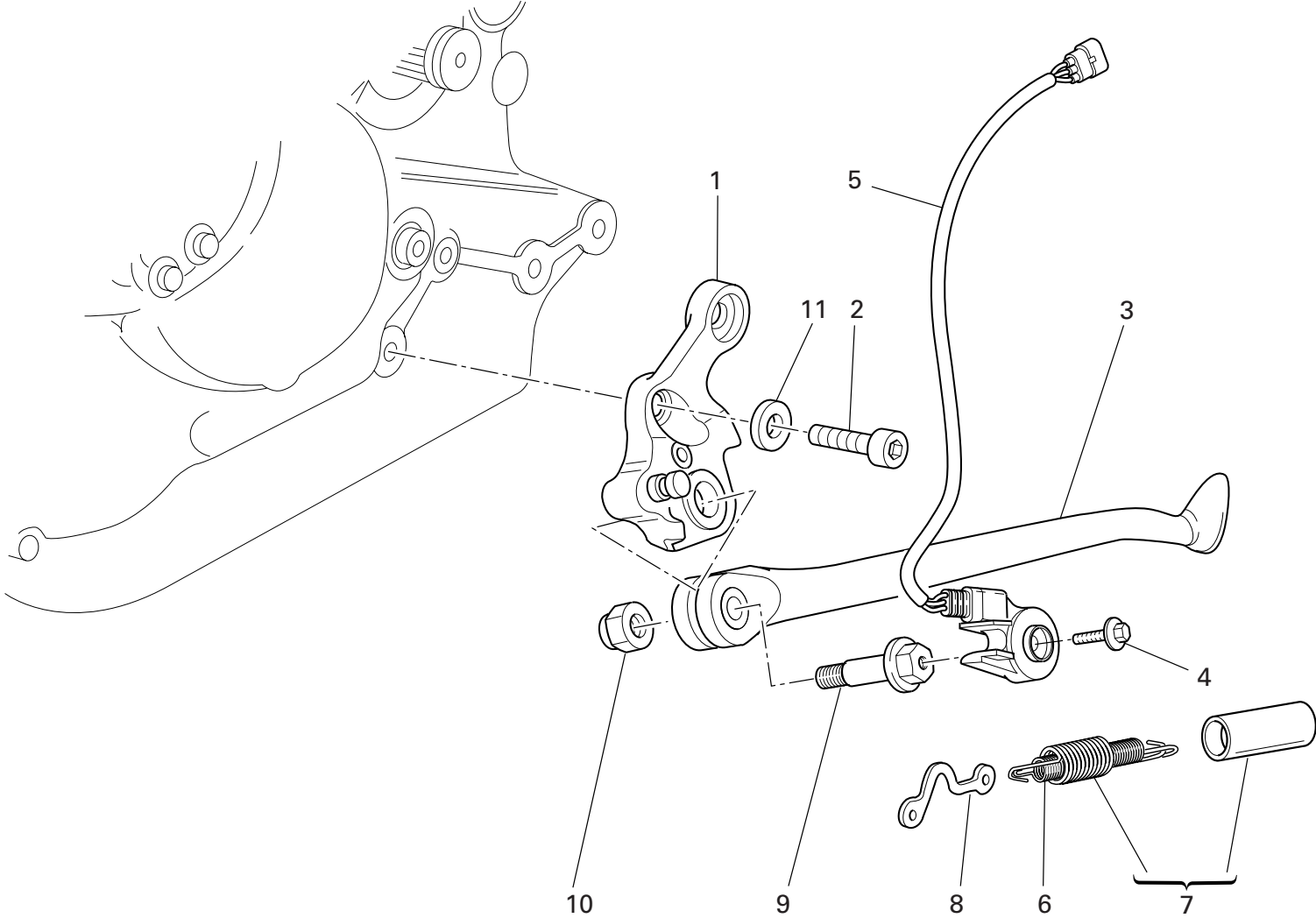


DRAWING 016 INLET DICT

NOTES NO.	CODE NO.	DESCRIPTION	VALIDITY	Q.TY
1	282.4.074.1A	Feed unit assembly		1
2	748.1.039.1A	Nut		4
3	741.4.042.1A	Hose guide		4
4	801.1.027.1A	Hose		2
5	283.4.011.1A	Stepper motor		1
6	741.4.067.1A	Hose guide		2
7	137.2.003.4B	Intake duct		2
8	779.5.012.1B	Screw		2
9	284.4.008.1A	Potentiometer		1
10	280.4.007.1A	Injector		2

NOTES NO.	CODE NO.	DESCRIPTION	VALIDITY	Q.TY
-----------	----------	-------------	----------	------

DRAWING 017 STANDS

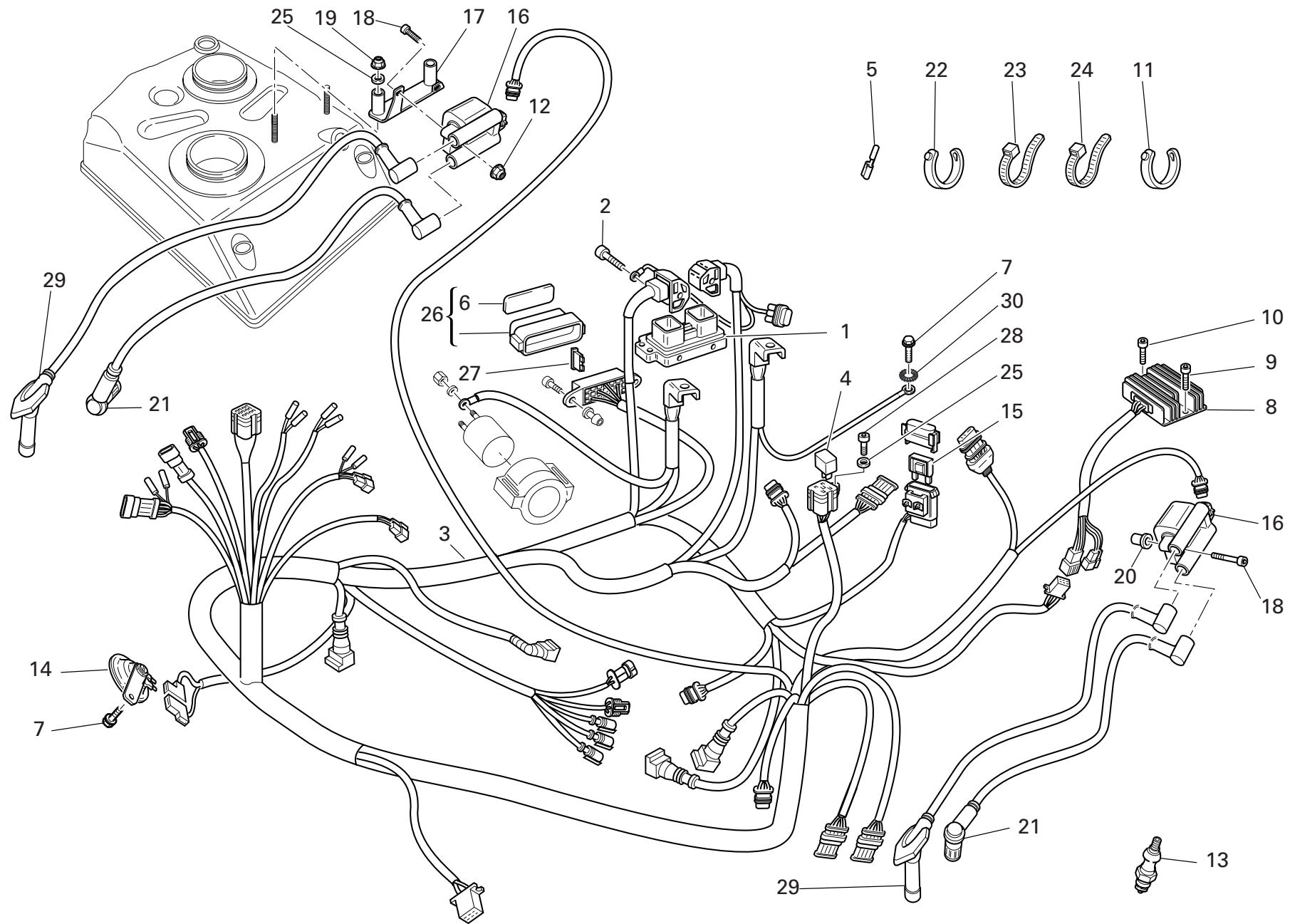


DRAWING 017 STANDS

NOTES NO.	CODE NO.	DESCRIPTION	VALIDITY	Q.TY
1	556.2.034.1B	Plate		1
2	771.1.048.1A	Screw		1
3	556.1.013.2A	Side stand		1
4	779.4.005.2A	Screw		1
5	539.1.023.2A	Switch		1
6	799.1.158.1A	Inner spring		1
7	799.2.159.1A	Complete spring		1
8	829.1.260.2A	Plate		1
9	821.1.103.1A	Pin		1
10	750.1.048.1A	Nut		1
11	852.1.214.1A	Shim th. 1.8		1

NOTES NO.	CODE NO.	DESCRIPTION	VALIDITY	Q.TY
-----------	----------	-------------	----------	------


DRAWING 018 ELECTRIC SYSTEM



DRAWING 018 ELECTRIC SYSTEM

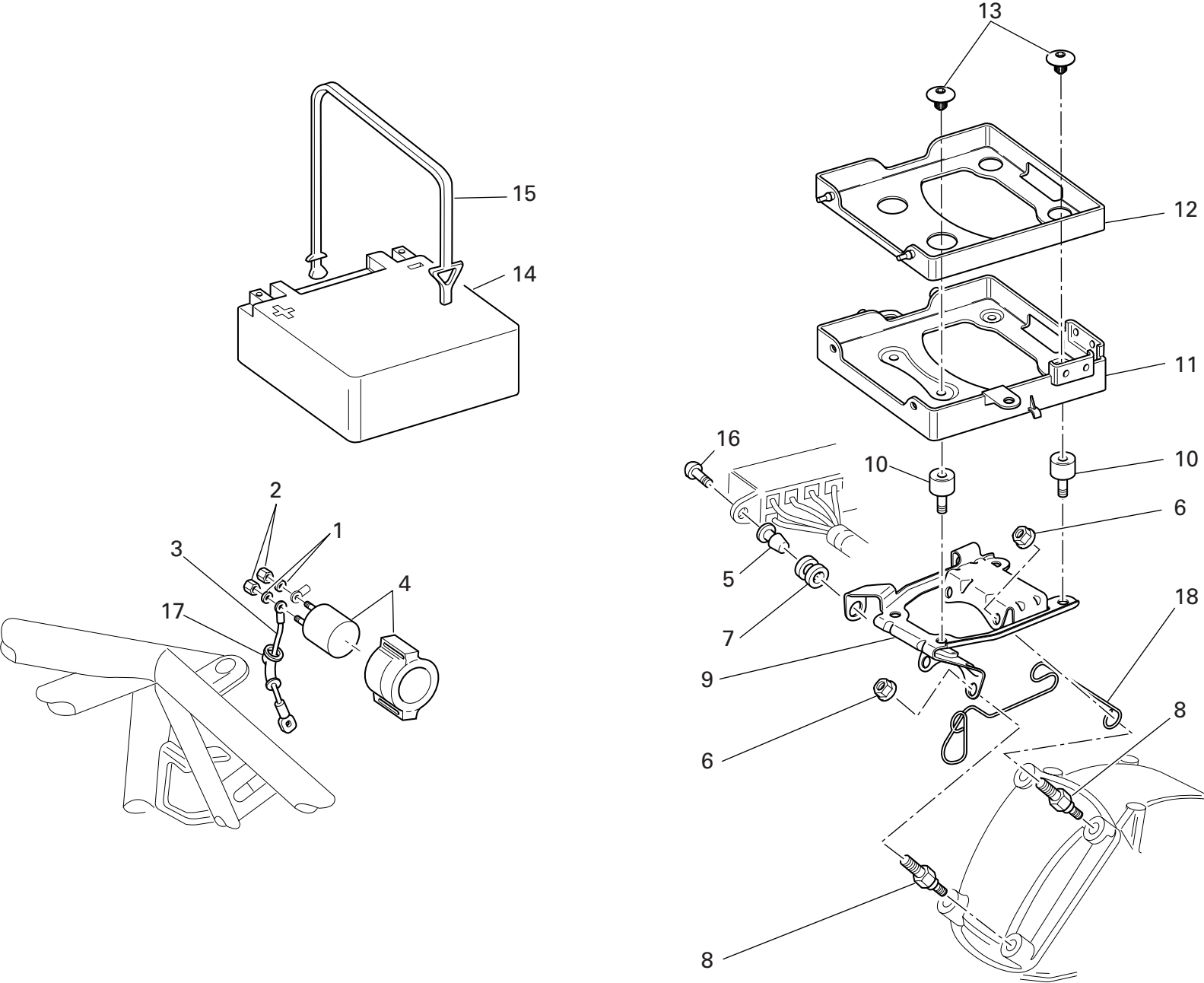
NOTES NO.	CODE NO.	DESCRIPTION	VALIDITY	Q.TY 
1	286.4.132.1C	Injection control unit		1
2	771.5.072.1B	Screw		2
3	510.1.425.1A	Electric wiring		1
4	541.4.003.1A	Relay		2
5	0000.66527	End section		4
6	433.1.252.1D	Sticker schema fusibili		1
7	772.1.039.1A	Screw		2
8	540.4.010.1A	Voltage rectifier		1
9	771.5.067.8B	Screw		1
10	771.5.073.8B	Screw		1
11	741.1.013.1A	Hose guide		1
12	748.4.026.1C	Nut		1
13	670.4.035.1A	Spark plug		4
14	516.4.003.1B	Horn (BLACK)		1
15	389.4.014.1A	Fuse 40A		1
16	380.4.010.1C	Coil		2
17	827.1.378.1B	Plate		1
18	771.5.042.8B	Screw		2
19	749.5.002.1A	El-stop nut		2
20	850.4.082.1A	Insert		2
21	671.1.028.1A	LH spark plug cable		2
22	741.1.012.1A	Hose guide		3
23	0691.91.030	Hose guide		37
24	741.4.038.1A	Hose guide		7
25	852.5.030.1A	Washer		3
26	246.1.061.1A	Case cover		1
27	389.4.006.1A	Fuse 3A		2

CATALOGUE No: 915.1.237.2A
ISSUED: 12 - 06

NOTES NO.	CODE NO.	DESCRIPTION	VALIDITY	Q.TY 
27	389.4.007.1A	Fuse 7.5A		2
27	389.4.008.1A	Fuse 15A		2
27	389.4.010.1A	Fuse 30A		2
27	389.4.013.1A	Fuse 20A		2
27	389.4.016.1A	Fuse		2
28	771.5.040.8B	Screw		1
29	671.1.022.1A	Right spark plug cable		2
30	855.5.001.1B	Washer		1

CATALOGUE No: 915.1.237.2A
ISSUED: 12 - 06

DRAWING 019 BATTERY BOX MOUNT



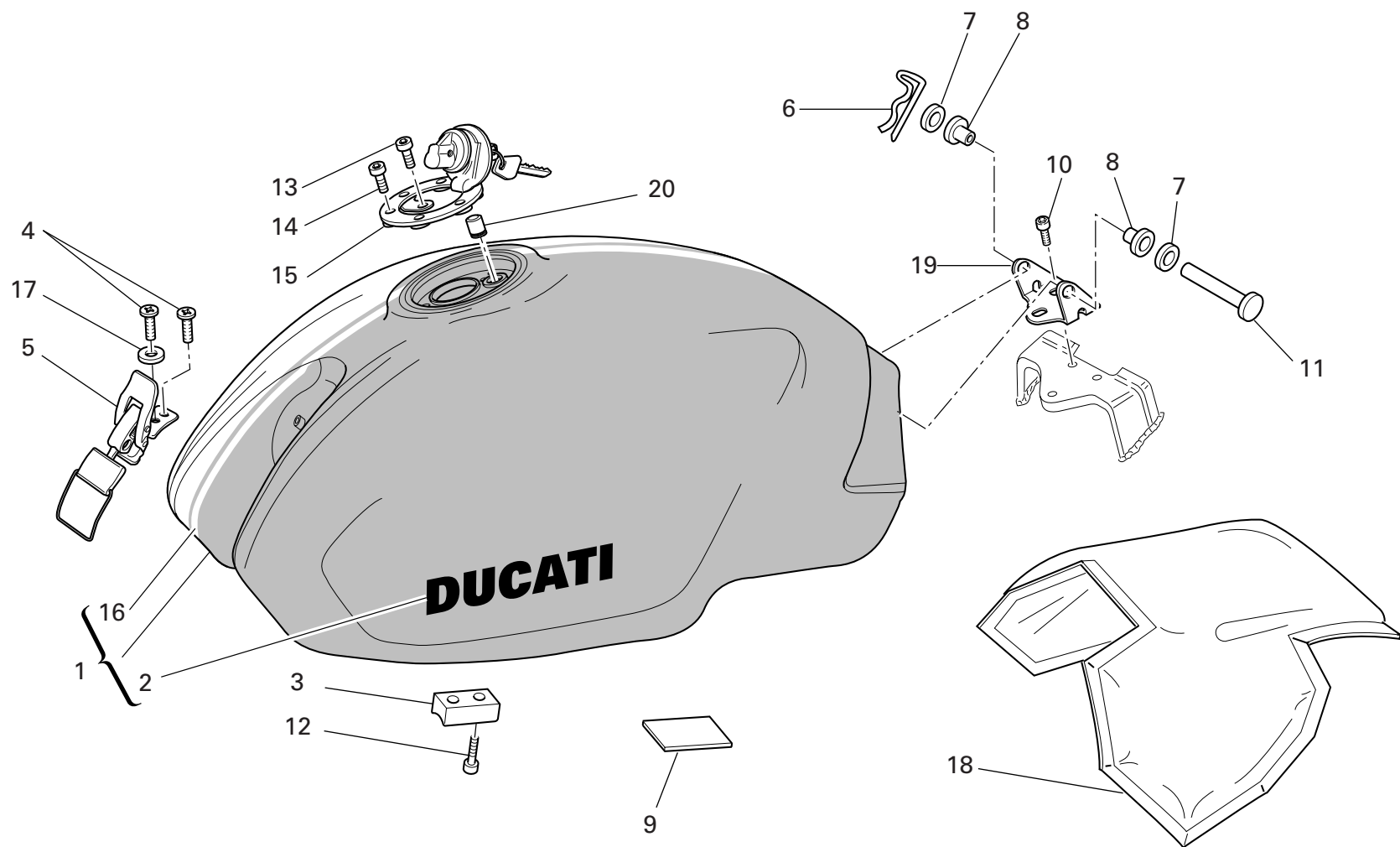
DRAWING 019 BATTERY BOX MOUNT

NOTES NO.	CODE NO.	DESCRIPTION	VALIDITY	Q.TY 
1	853.5.010.1A	Spring washer		2
2	750.5.005.1A	Nut		2
3	514.1.043.1A	Solenoid starter - starter motor cable		1
4	397.4.004.1A	Remote switch		1
5	821.1.054.1A	Pin		2
6	748.4.033.1A	Nut		4
7	764.1.029.1A	Rubber pad		2
8	779.1.239.1B	Special screw		4
9	830.1.229.2B	Bracket		1
10	700.1.031.1A	Vibration damper		4
11	829.1.283.1B	Battery box mount		1
12	829.1.285.1A	Battery carpet		1
13	779.1.445.1A	Screw		4
14	395.4.013.1C	Battery		1
15	759.1.006.1A	Spring hook		1
16	779.1.088.1A	Screw		2
17	672.1.029.1A	Rubber cap		1
18	881.1.042.1A	Guide ring		1


NOTES NO.	CODE NO.	DESCRIPTION	VALIDITY	Q.TY 
-----------	----------	-------------	----------	--

DRAWING 020

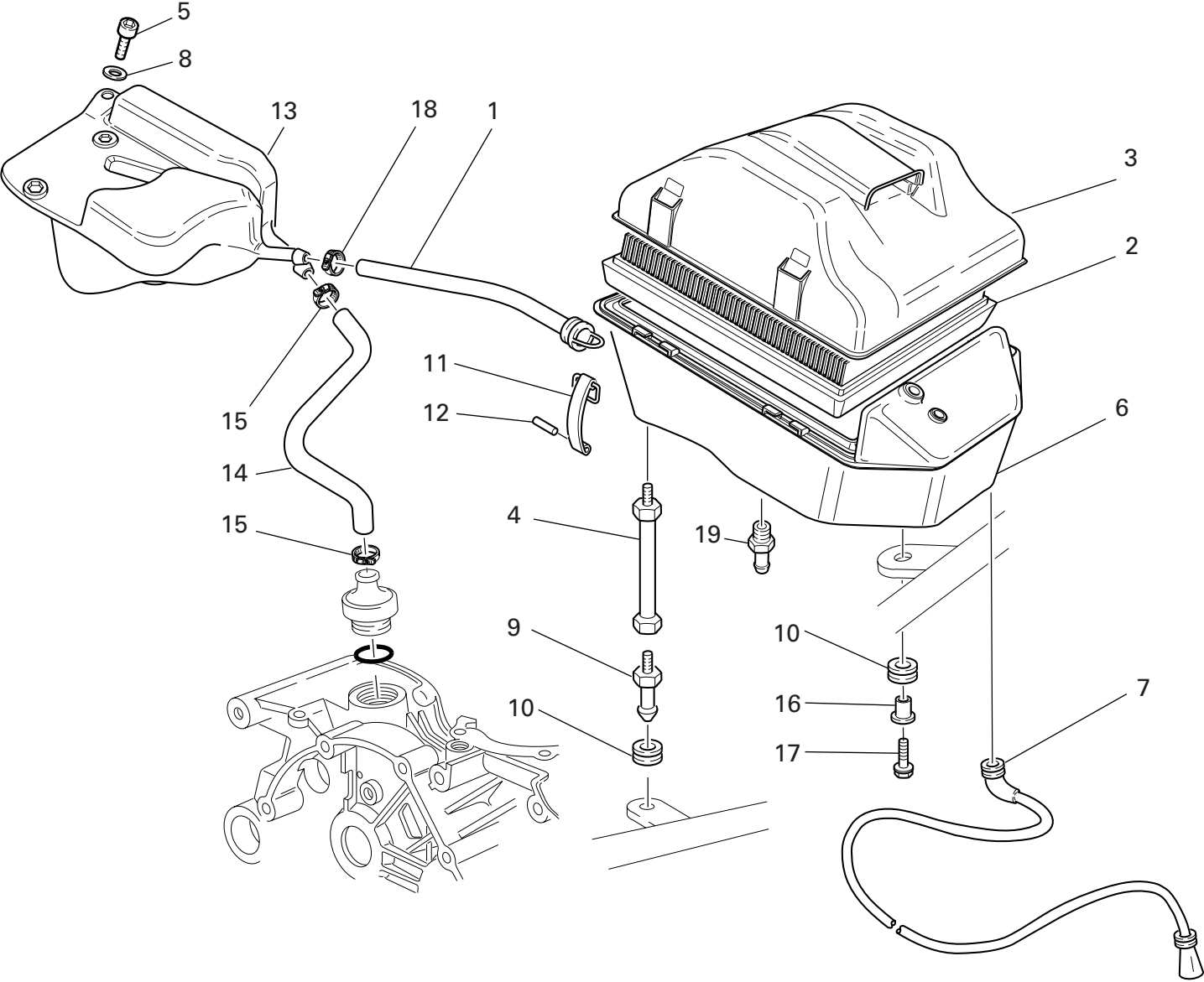
FUEL TANK




DRAWING 020 FUEL TANK

NOTES NO.	CODE NO.	DESCRIPTION	VALIDITY	Q.TY 
1	586.1.044.1CJ	Fuel tank (RED/WHITE STRIP)		1
1	586.1.044.1CK	Fuel tank (BLACK/WHITE STRIP)		1
1	586.1.044.1CZ	Fuel tank (LIGHT GREY/BLACK STRIP)		1
2	436.1.148.1A	Sticker "DUCATI" (for RED/WHITE STRIP, BLACK/WHITE STRIP)		2
2	437.1.132.1A	Sticker "DUCATI" (for LIGHT GREY/BLACK STRIP)		2
3	866.1.040.1A	Pad		2
4	777.5.019.7E	Screw		2
5	760.4.006.1B	Hook		1
6	685.1.006.1A	Split pin		1
7	80C0.05893	Shim		2
8	712.1.013.2A	Bush		2
9	433.1.279.1A	Plate		1
10	771.5.062.8B	Screw		3
11	821.1.028.1D	Pin		1
12	779.5.004.1A	Screw		4
13	771.5.040.8B	Screw		1
14	771.5.045.7E	Screw		3
15	895.4.001.2A	Tank cap		1
16	436.1.147.1A	White strip		1
16	437.1.142.1A	Black strip		1
17	852.5.019.1A	Washer		1
18	486.1.056.2A	Panel (BLACK)		1
19	830.1.207.1B	Bracket		1
20	791.1.039.1A	Gasket		1

NOTES NO.	CODE NO.	DESCRIPTION	VALIDITY	Q.TY 
-----------	----------	-------------	----------	--



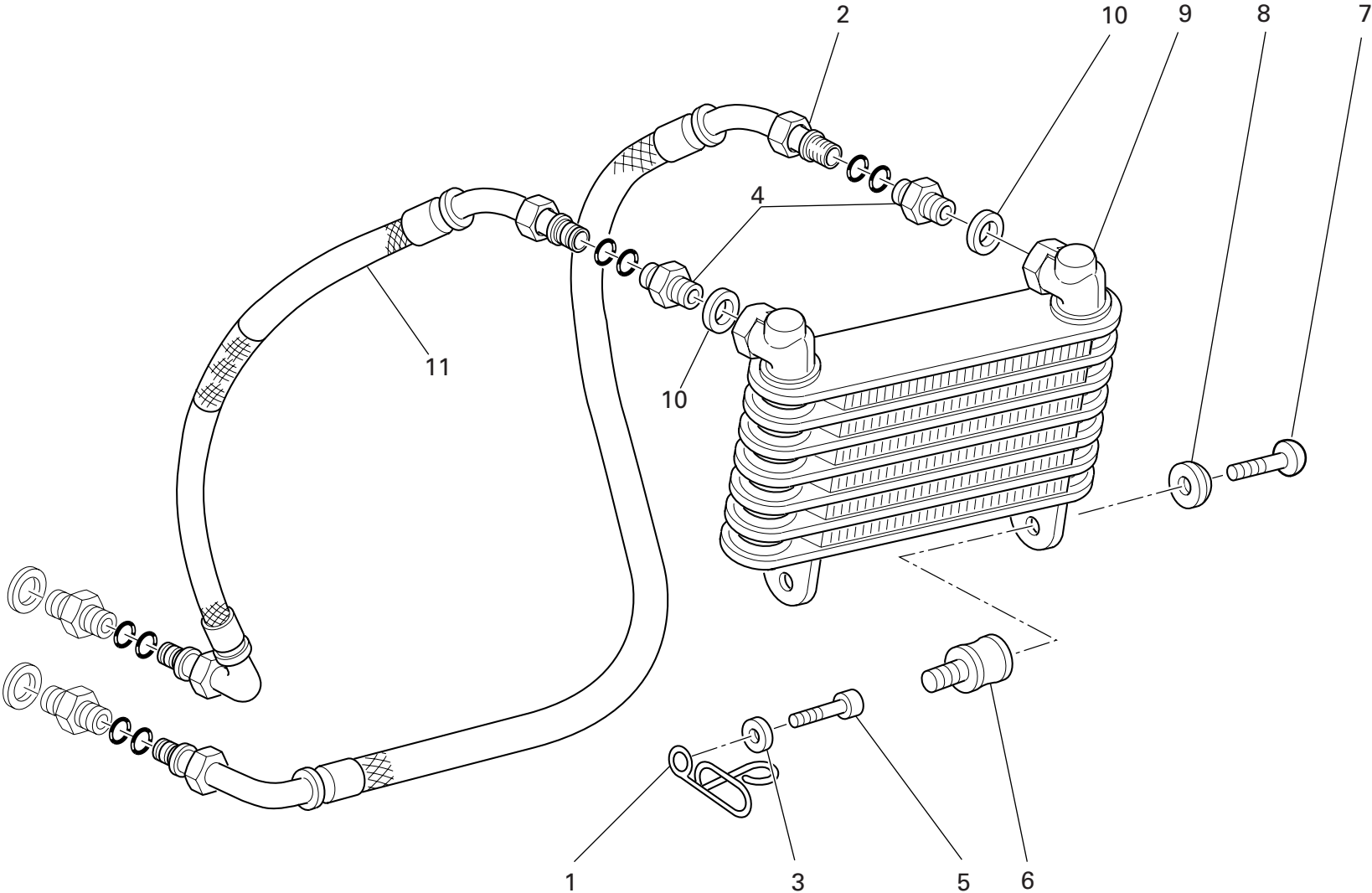
DRAWING 021 AIR INDUCTIO AND OIL VENT

NOTES NO.	CODE NO.	DESCRIPTION	VALIDITY	Q.TY 
1	876.1.082.1A	Filter/fuel tank outlet pipe		1
2	426.1.010.1A	Filter element		1
3	246.2.011.1B	Filter case cover		1
4	684.1.026.1B	Stud bolt		2
5	771.5.069.8B	Screw		1
6	442.2.068.1B	Air filter box		1
7	877.2.002.1A	Tube		1
8	852.5.029.1A	Washer		1
9	821.1.075.1A	Pin		2
10	764.1.090.1A	Rubber pad		3
11	760.1.003.1B	Hook		4
12	74223.1045	Spring pin		4
13	585.1.031.1A	Oil breather tank		1
14	876.1.066.1A	Breather pipe		1
15	741.4.002.1A	Hose guide		2
16	716.1.022.1B	Spacer		1
17	772.1.063.1A	Screw		1
18	741.4.024.1A	Hose guide		1
19	779.1.335.1A	Pressure pick-up point		1


NOTES NO.	CODE NO.	DESCRIPTION	VALIDITY	Q.TY 
-----------	----------	-------------	----------	--

DRAWING 022

OIL COOLER

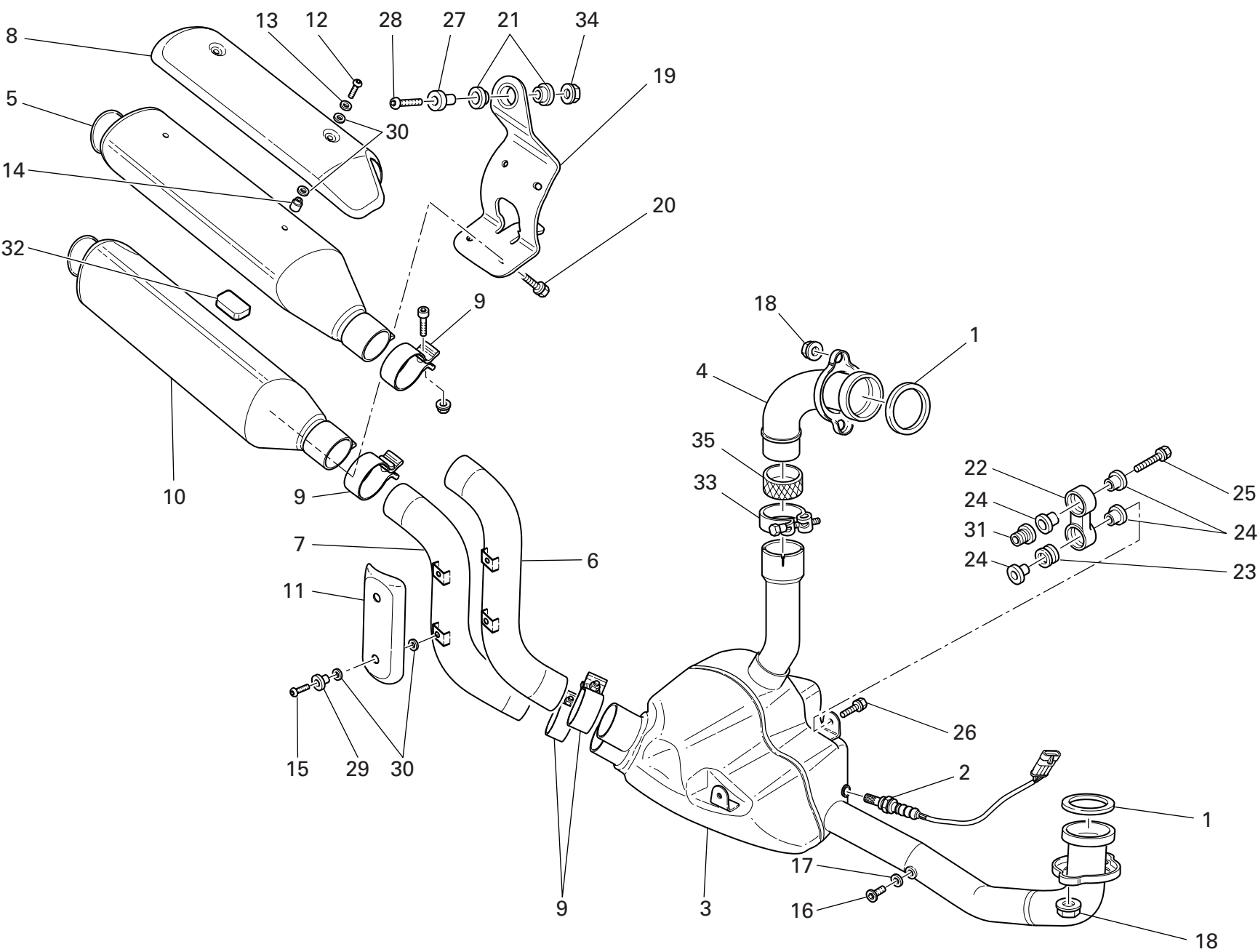


DRAWING 022 OIL COOLER

NOTES NO.	CODE NO.	DESCRIPTION	VALIDITY	Q.TY 
1	829.1.109.1B	Ring		1
2	875.1.052.1A	Oil return pipe		1
3	852.5.028.1A	Washer		1
4	815.1.022.1A	Nipple		2
5	771.5.071.8B	Screw		1
6	700.1.011.1B	Vibration damper		2
7	779.5.004.1B	Screw		2
8	841.1.001.1C	Retainer		2
9	548.4.030.3A	Oil cooler		1
10	787.1.011.1A	Aluminium gasket th.2		2
11	875.1.053.1A	Oil delivery pipe		1

NOTES NO.	CODE NO.	DESCRIPTION	VALIDITY	Q.TY 
-----------	----------	-------------	----------	--


DRAWING 023 EXHAUST SYSTEM



DRAWING 023 EXHAUST SYSTEM

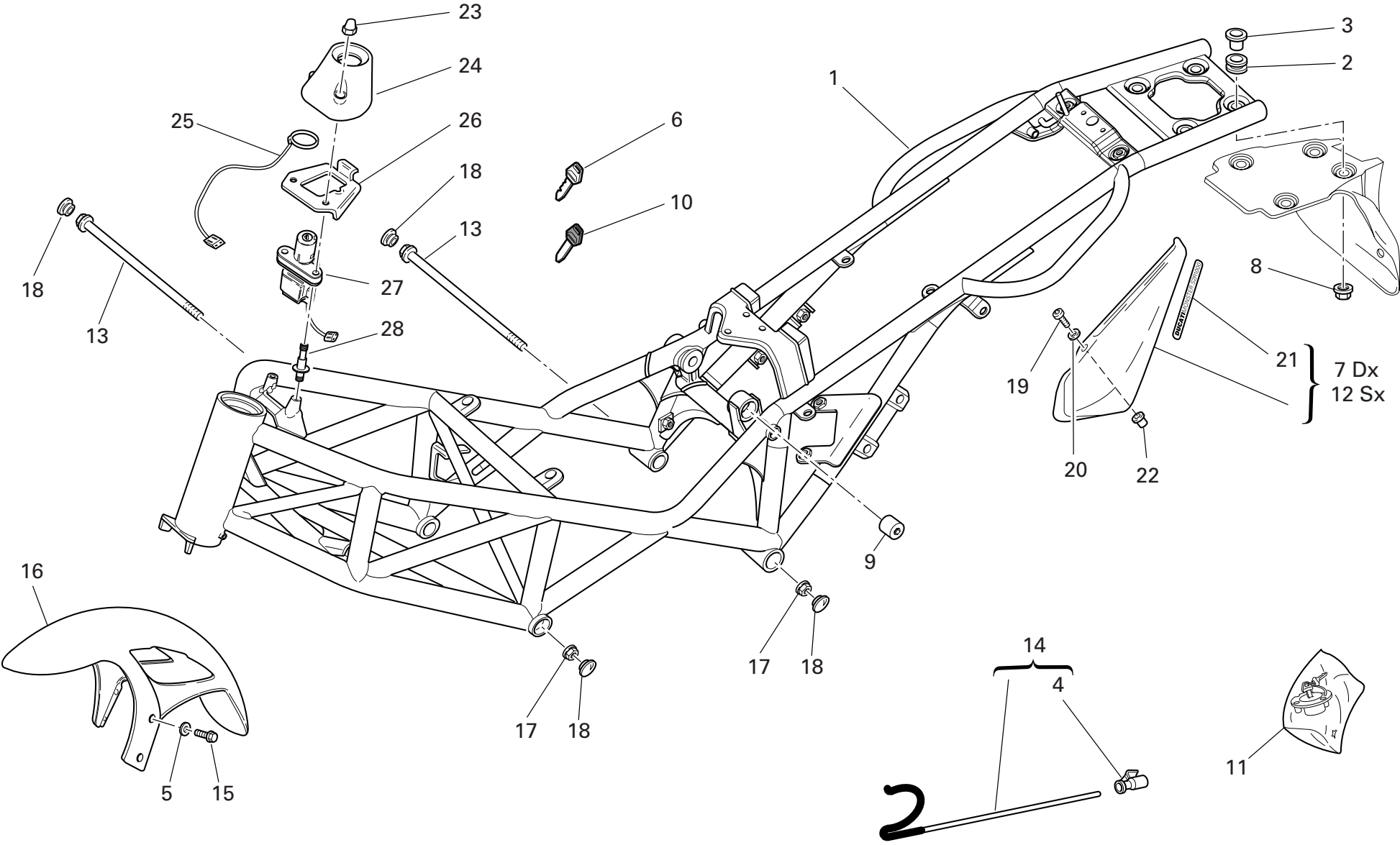
NOTES NO.	CODE NO.	DESCRIPTION	VALIDITY	Q.TY 
1	0370.84.005	Exhaust gasket		2
2	552.1.111.1A	Lambda sensor		1
3	572.1.028.1B	Presilencer		1
4	571.1.251.1A	Vertical head exhaust pipe		1
5	573.1.077.1D	Top RH silencer (REMUS)		1
5	573.1.077.6A	Top RH silencer (TERMIGNONI)		1
6	571.1.096.1A	Vertical head exhaust pipe		1
7	570.1.096.1A	Horizontal head exhaust pipe		1
8	247.1.181.1A	Exhaust guard		1
9	576.1.044.1A	Clamp		4
10	573.1.078.1D	Bottom Rh silencer (REMUS)		1
10	573.1.078.6A	Bottom Rh silencer (TERMIGNONI)		1
11	247.1.217.1A	Exhaust guard		2
12	775.1.022.1B	Screw		2
13	852.5.009.1A	Washer		2
14	716.1.119.1A	Spacer		2
15	775.1.035.1C	Screw		4
16	780.1.007.1A	Cap		2
17	852.5.024.1A	Gasket th.1		2
18	748.4.033.1A	Nut		4
19	576.1.042.1A	Bracket		1
20	772.5.037.1AB	Screw		4
21	764.1.001.1A	Rubber pad		2
22	80A0.62649	Holder		2
23	764.1.024.1A	Vibration damper pad		4
24	713.1.082.1A	Spacer		8
25	772.5.038.1A	Screw		2

CATALOGUE No: 915.1.237.2A
ISSUED: 12 - 06

NOTES NO.	CODE NO.	DESCRIPTION	VALIDITY	Q.TY 
26	772.5.033.1A	Screw		2
27	684.1.044.1A	Stud bolt		1
28	771.5.727.8B	Screw		1
29	716.1.107.1B	Spacer		4
30	852.1.072.1A	Washer		12
31	779.1.247.1B	Screw		2
32	764.1.071.1A	Rubber pad		1
33	741.4.137.1A	Spring clamp		1
34	748.4.035.1A	Nut		1
35	790.1.017.1A	Gasket		1

CATALOGUE No: 915.1.237.2A
ISSUED: 12 - 06


DRAWING 024 FRAME



DRAWING 024 FRAME

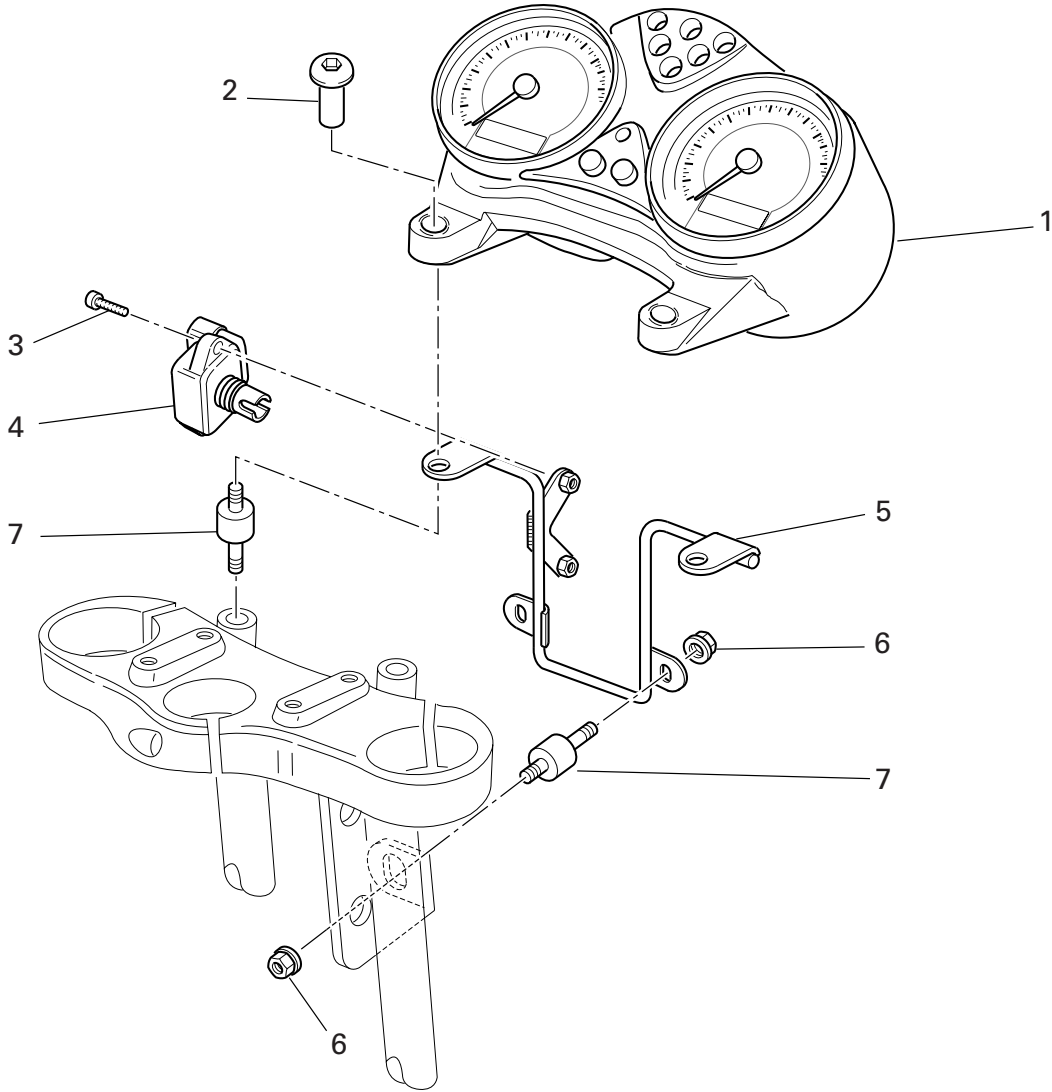
NOTES NO.	CODE NO.	DESCRIPTION	VALIDITY	Q.TY 
1	470.1.181.1AB	Frame (BLACK)		1
1	470.1.181.1AF	Frame (RED)		1
2	764.1.029.1A	Rubber pad		4
3	713.1.332.1A	Spacer		4
4	764.1.015.1B	Rubber pad		1
5	856.1.042.1A	Nylon washer		4
6	598.4.016.1A	Wrench with Transponder		1
7	482.1.077.2A	R.H. body panel (CARBON)		1
8	749.4.031.1A	Nut		4
9	750.1.060.1B	Nut		1
10	598.4.018.1A	Wrench without Transponder		2
11	598.2.030.1A	Locks kit		1
12	482.1.078.2A	L.H. body panel (CARBON)		1
13	779.1.213.1A	Screw		2
14	117.2.049.1A	Rod		1
15	772.1.063.1A	Screw		4
16	564.1.029.2BA	Front mudguard (RED)		1
16	564.1.029.2BT	Front mudguard (BLACK)		1
17	748.4.002.1A	Nut		2
18	872.1.026.1A	Cap		4
19	775.1.002.1A	Screw		4
20	0000.63161	Washer		4
21	436.1.169.1A	Sticker "DUCATI MONSTER S2R1000"		2
22	850.4.082.1A	Insert		4
23	749.4.002.1A	Nut		2
24	246.1.060.2A	Cover		1
25	518.4.004.2B	Antenna		1

CATALOGUE No: 915.1.237.2A
ISSUED: 12 - 06


NOTES NO.	CODE NO.	DESCRIPTION	VALIDITY	Q.TY 
26	827.1.211.1A	Plate		1
27	652.4.006.1A	Key-operated switch		1
28	779.1.221.1B	Special screw		2

CATALOGUE No: 915.1.237.2A
ISSUED: 12 - 06

DRAWING 025 INSTRUMENT PANEL

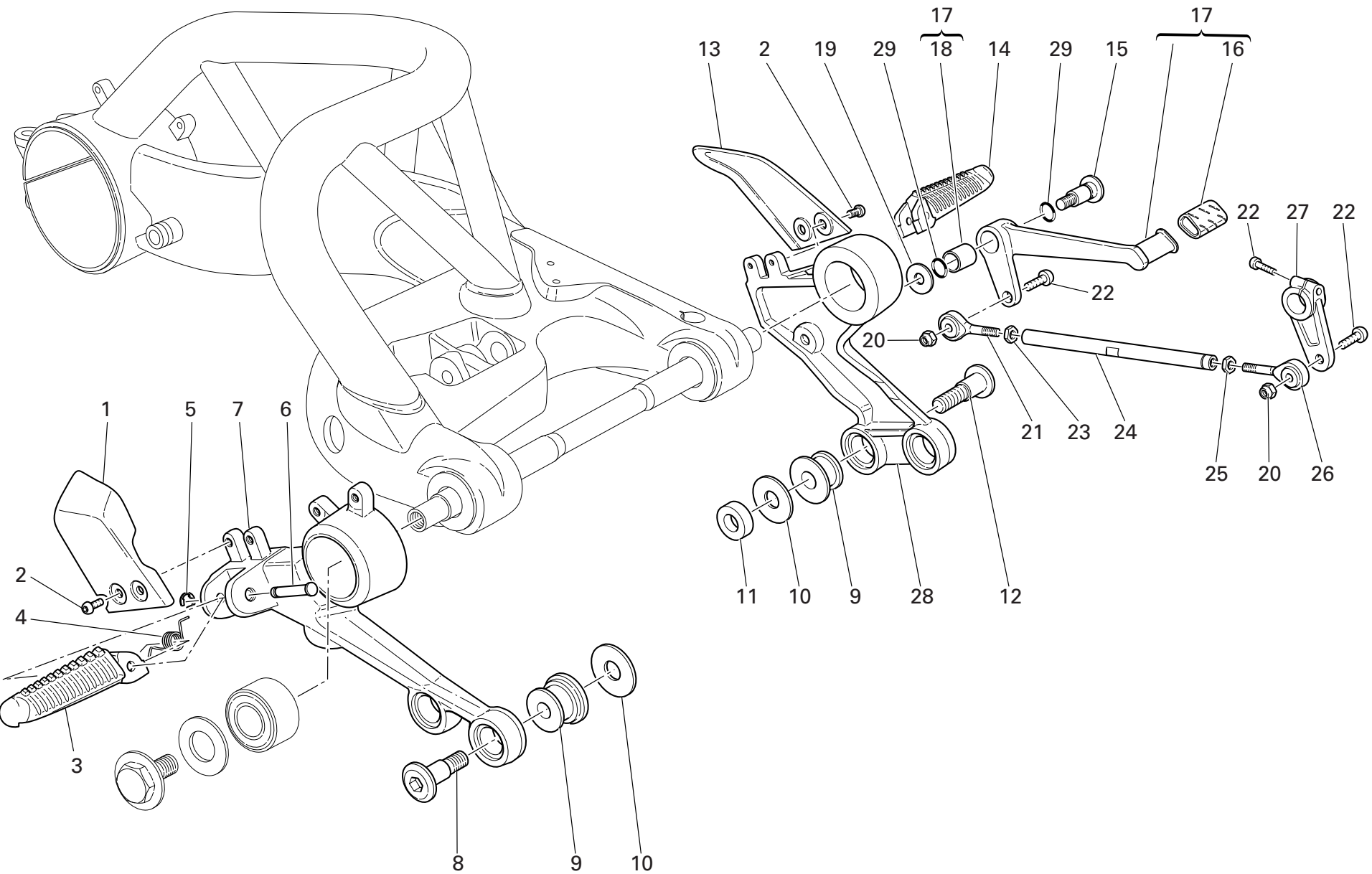


DRAWING 025 INSTRUMENT PANEL

NOTES NO.	CODE NO.	DESCRIPTION	VALIDITY	Q.TY 
1	406.1.034.5C	Complete instrument panel (speedometer - miles)		1
2	779.1.214.1C	Special screw		2
3	775.1.003.1A	Screw		2
4	552.4.031.1A	Sensor		1
5	470.1.062.1A	Frame (METALLIC DARK GREY)		1
6	748.4.038.1A	Nut		4
7	700.1.038.1C	Vibration damper pad		4

NOTES NO.	CODE NO.	DESCRIPTION	VALIDITY	Q.TY 
-----------	----------	-------------	----------	--

DRAWING 026 GEARCHANGE LEVER - FOOT REST



DRAWING 026 GEARCHANGE LEVER - FOOT REST

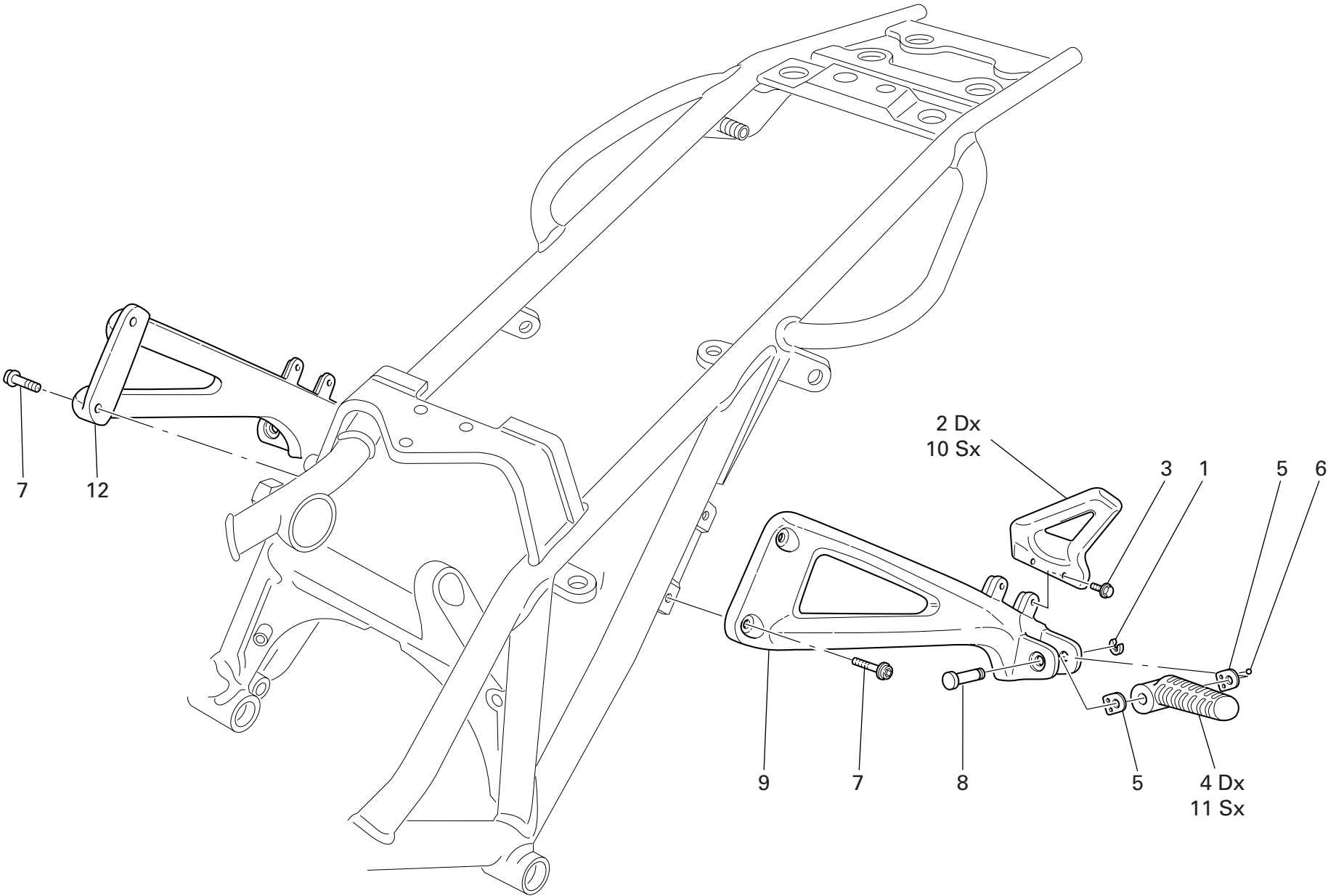
NOTES NO.	CODE NO.	DESCRIPTION	VALIDITY	Q.TY 
1	247.1.182.1A	R.H. protection		1
2	775.1.031.1B	Screw		4
3	464.1.006.1A	Foot peg (front) (R.H.)		1
4	799.1.166.1A	Spring		2
5	884.5.003.1A	Ring		2
6	821.1.068.1B	Pin		2
7	824.1.067.1B	R.H. foot peg holder plate		1
8	779.1.206.1AB	Special screw		2
9	700.1.049.1A	Vibration damper		4
10	852.1.065.1B	Washer		4
11	716.1.056.1A	Spacer		1
12	779.1.205.1AB	Special screw		2
13	247.1.183.1A	L.H. protection		1
14	464.1.005.1A	Foot peg (front) (L.H.)		1
15	821.1.170.1A	Pin		1
16	764.1.011.2A	Rubber pad		1
17	456.2.036.1A	Gearchange lever		1
18	712.1.034.1A	Bush		1
19	852.1.151.1A	Washer		1
20	749.4.004.1A	Nut		2
21	848.5.001.1A	Ball joint		1
22	771.5.667.8B	Screw		3
23	747.5.001.1AB	Nut		1
24	117.1.028.1A	Gearbox transmission rod		1
25	72450.6001	Nut		1
26	848.5.002.1A	Ball joint		1
27	456.1.046.1B	Gearchange control lever		1

CATALOGUE No: 915.1.237.2A
ISSUED: 12 - 06


NOTES NO.	CODE NO.	DESCRIPTION	VALIDITY	Q.TY 
28	824.1.068.1A	L.H. foot peg holder plate		1
29	0000.01199	O-ring		2

CATALOGUE No: 915.1.237.2A
ISSUED: 12 - 06

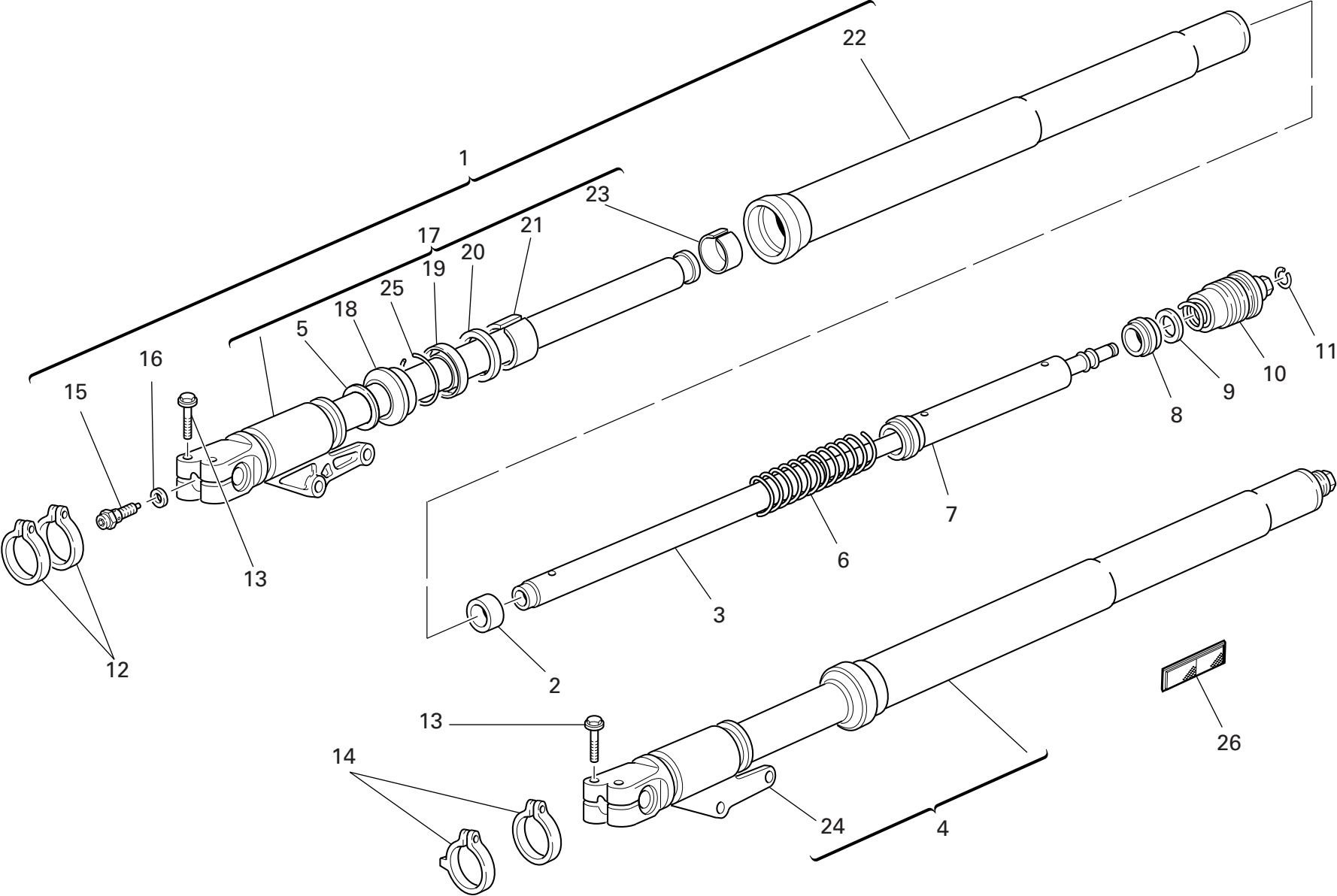
DRAWING 026a REAR FOOT RESTS



DRAWING 026a REAR FOOT RESTS

NOTES NO.	CODE NO.	DESCRIPTION	VALIDITY	Q.TY 
1	884.5.003.1A	Ring		2
2	247.1.218.1A	R.H. protection		1
3	775.1.031.1B	Screw		4
4	465.1.010.1A	Foot peg (rear) (R.H.)		1
5	827.1.301.1A	Plate		4
6	80N0.21507	Ball		2
7	771.5.723.8B	Screw		4
8	821.1.068.1B	Pin		2
9	824.1.070.1A	Rear L.H. foot peg holder plate		1
10	247.1.219.1A	L.H. protection		1
11	465.1.008.1A	Foot peg (rear) (L.H.)		1
12	824.1.069.1A	Rear R.H. foot peg holder plate		1

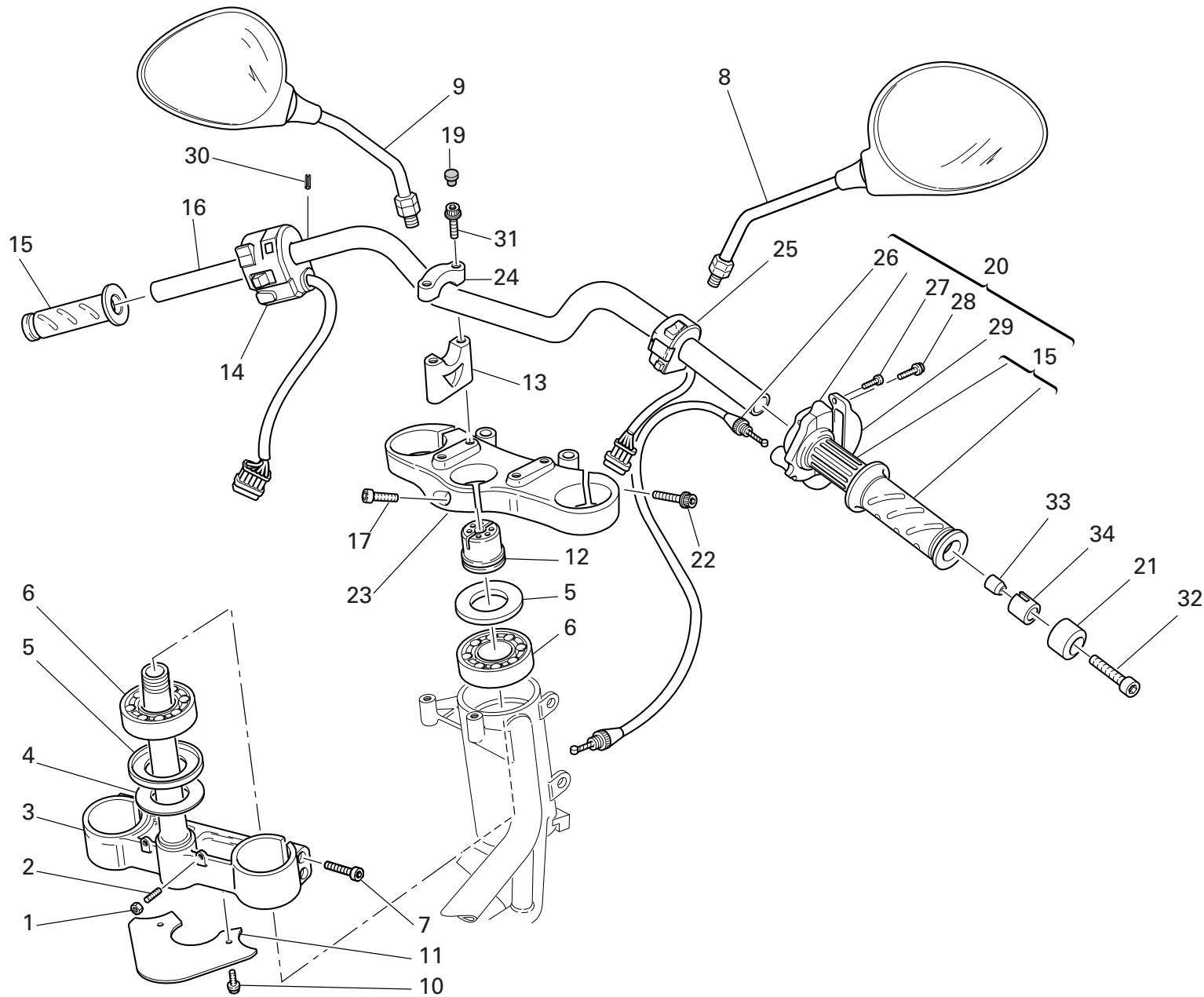
NOTES NO.	CODE NO.	DESCRIPTION	VALIDITY	Q.TY 



DRAWING 027 FRONT FORK

NOTES NO.	CODE NO.	DESCRIPTION	VALIDITY	Q.TY 
1	344.2.008.1A	R.H. fork leg assembly		1
2	349.1.095.1A	Centering ring		2
3	349.1.160.1A	Damper tube		2
4	345.2.008.1A	L.H. fork leg assembly		1
5	349.1.100.1A	Special washer		2
6	366.1.038.1A	Spring		2
7	349.1.097.1A	Spring coupling		2
8	349.1.064.1A	Slider		2
9	349.1.065.1A	Rubber cush drive hub		2
10	349.2.003.1A	Complete cap		2
11	349.1.098.1A	Snap ring		2
12	741.1.022.1A	R.H. clamp		2
13	8A00.69056	Screw		4
14	741.1.021.1A	L.H. Clamp		2
15	349.2.010.1A	Adjusting screw		2
16	349.1.096.1A	Special washer		2
17	349.1.158.1A	Complete R.H. slider		1
18	349.1.101.1A	Dust seal		2
19	930.1.005.1A	Seal ring		2
20	349.1.102.1A	Check ring		2
21	349.1.103.1A	Bush		2
22	349.1.111.1A	Stanchion tube		2
23	349.1.120.1A	Bush		2
24	349.1.159.1A	Complete L.H. slider		1
25	884.1.005.1A	Ring		2
26	529.1.001.1A	Reflector		2


NOTES NO.	CODE NO.	DESCRIPTION	VALIDITY	Q.TY 
-----------	----------	-------------	----------	--



DRAWING 028 HANDLEBAR AND CONTROLS

NOTES NO.	CODE NO.	DESCRIPTION	VALIDITY	Q.TY 
1	747.5.007.1A	Nut		2
2	779.1.099.1B	Special screw		2
3	342.2.015.1C	Steering head base		1
4	852.1.103.1A	Washer		1
5	930.1.004.1A	Seal ring		2
6	702.4.004.1A	Bearing		2
7	771.5.727.8B	Screw		4
8	523.4.014.1A	R.H. rear-view mirror		1
9	523.4.015.1A	L.H. rear-view mirror		1
10	772.1.047.1B	Screw		2
11	460.1.076.2A	Mudflap		1
12	703.1.013.1A	Ring nut		1
13	360.1.050.2A	Stud bolt		2
14	651.1.001.2A	L.H. switch		1
15	8000.78345	Grips pair		1
16	360.1.045.1B	Handlebar		1
17	779.5.056.1A	Screw		1
18	710.1.107.1A	Bush		2
19	0659.37.040	Cap		4
20	654.2.003.2A	Throttle control		1
21	153.1.007.2B	Counterweight		2
22	771.5.725.8B	Screw		2
23	341.1.038.1A	Steering head		1
24	360.1.034.2B	Bracket		2
25	650.4.008.2B	R.H. switch		1
26	656.1.036.2A	Throttle control transmission		1
27	8000.66774	Screw		2

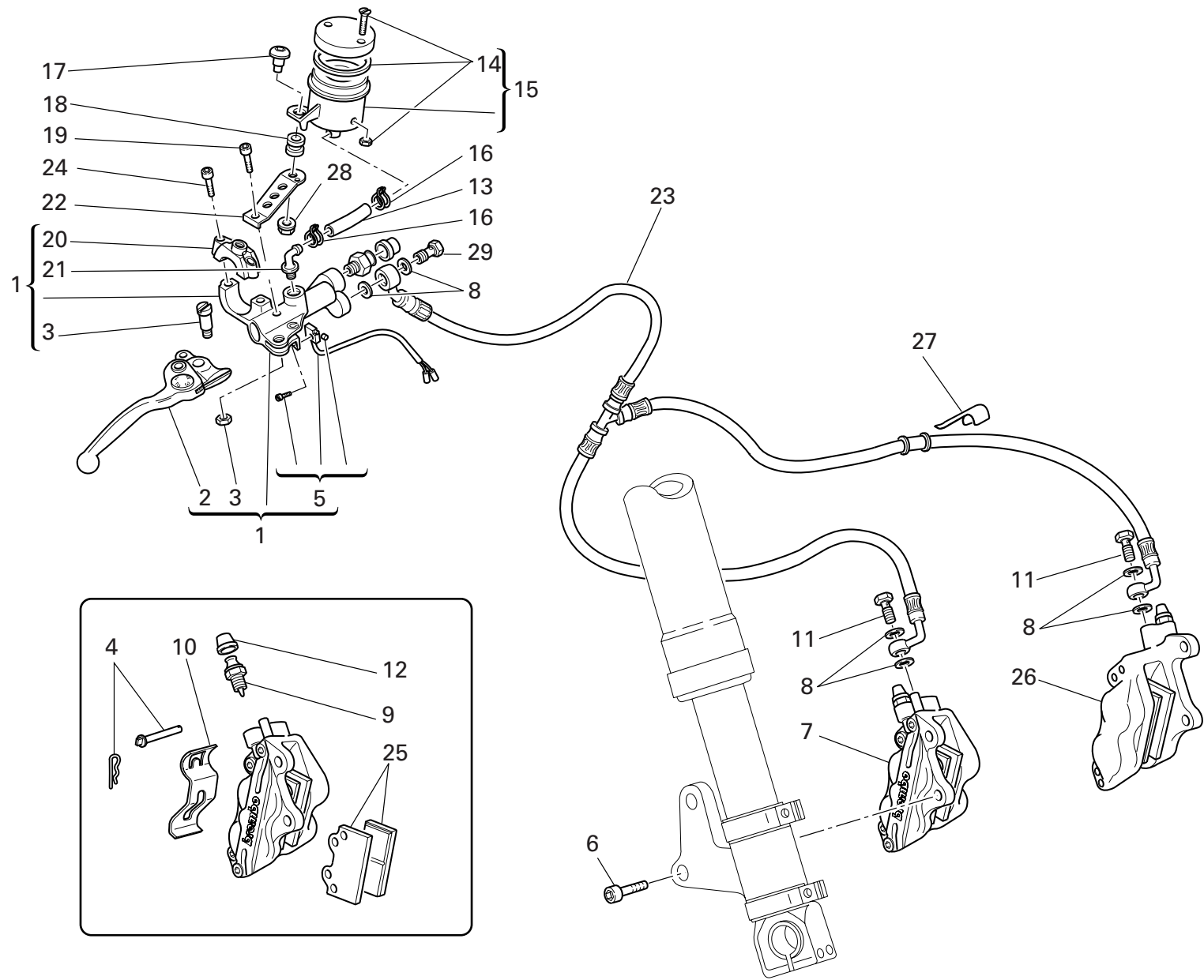
CATALOGUE No: 915.1.237.2A
ISSUED: 12 - 06

NOTES NO.	CODE NO.	DESCRIPTION	VALIDITY	Q.TY 
28	772.5.031.1B	Screw		2
29	658.4.002.1B	Cover		1
30	861.5.003.1A	Spring pin		2
31	771.5.735.8B	Screw		4
32	771.5.076.8B	Screw		2
33	711.1.130.1A	Bush		2

CATALOGUE No: 915.1.237.2A
ISSUED: 12 - 06

DRAWING 029


FRONT BRAKE



DRAWING 029 FRONT BRAKE

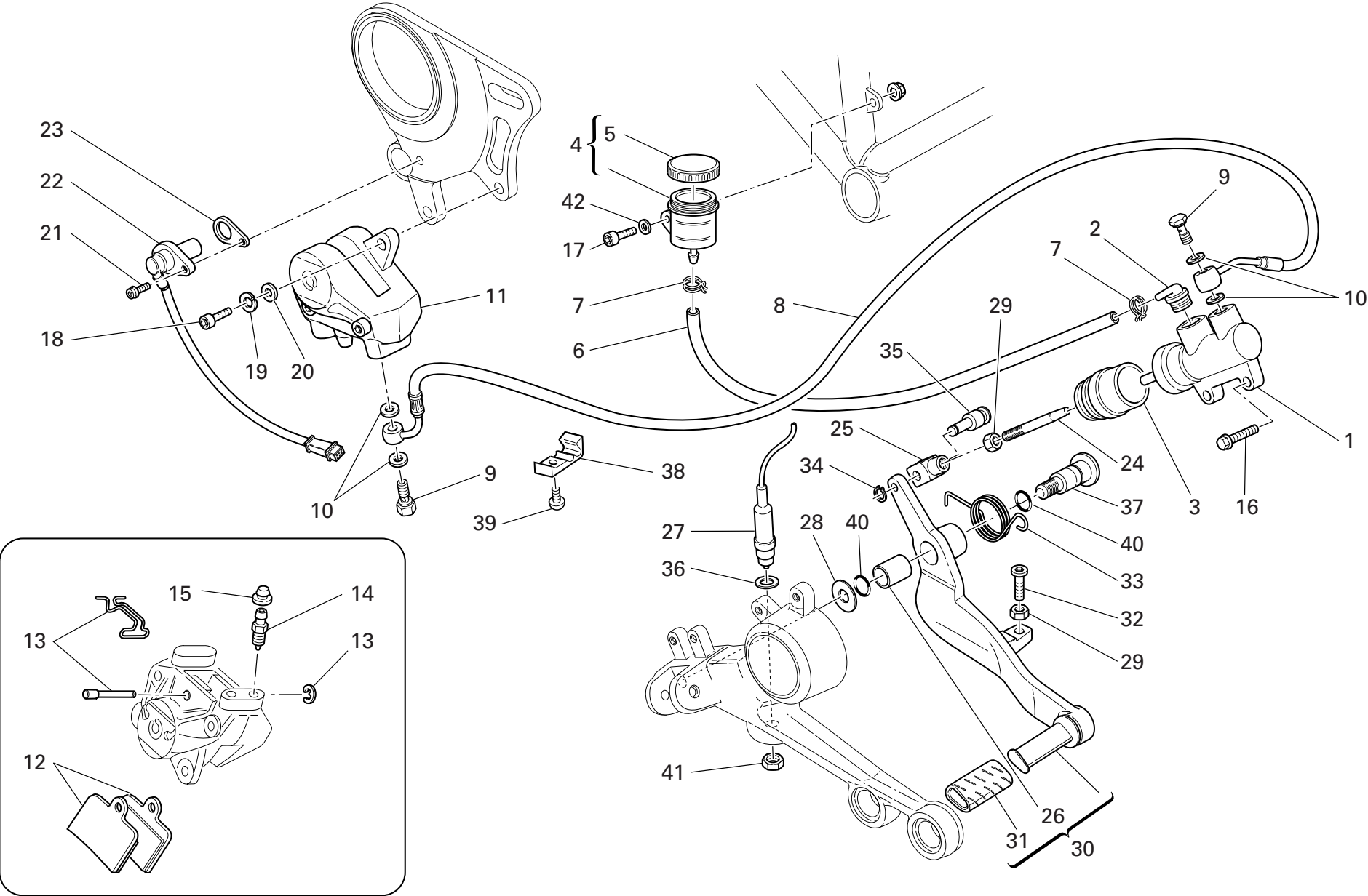
NOTES NO.	CODE NO.	DESCRIPTION	VALIDITY	Q.TY 
1	624.4.043.1A	Front brake pump		1
2	626.4.007.1A	Lever with dowel		1
3	626.4.009.1A	Spare lever pin		1
4	612.4.014.1A	Spare pins and spring		2
5	539.4.021.1A	Microswitch		1
6	771.5.431.8B	Screw		4
7	610.4.072.1A	R.H. brake caliper		1
8	852.5.024.1A	Gasket th.1		6
9	631.4.004.1A	Spare bleed union		2
10	612.4.017.1A	Spring		2
11	779.1.366.1AB	Special screw		2
12	612.4.008.1A	Dust seal		2
13	877.1.069.1A	Tube		1
14	0000.68490	Spare cap		1
15	0000.66181	Complete oil tank		1
16	741.4.043.1A	Hose guide		2
17	779.1.092.1A	Screw		1
18	0370.72.020	Vibration damper pad		1
19	779.5.059.1A	Screw		1
20	626.4.047.1A	Bracket		1
21	631.4.008.1A	Spare union		1
22	829.1.132.1B	Plate		1
23	618.4.066.1A	Caliper pump pipe (METAL PLAITED)		1
24	771.5.669.2B	Screw		2
25	613.4.020.1A	Pads pair		2
26	610.4.071.1A	L.H. brake caliper		1
27	829.1.141.1C	Fairlead		2

CATALOGUE No: 915.1.237.2A
ISSUED: 12 - 06

NOTES NO.	CODE NO.	DESCRIPTION	VALIDITY	Q.TY 
28	8000.56443	Nut		1
29	779.1.415.1A	Special screw		1

CATALOGUE No: 915.1.237.2A
ISSUED: 12 - 06

DRAWING 030 REAR BRAKE



DRAWING 030 REAR BRAKE

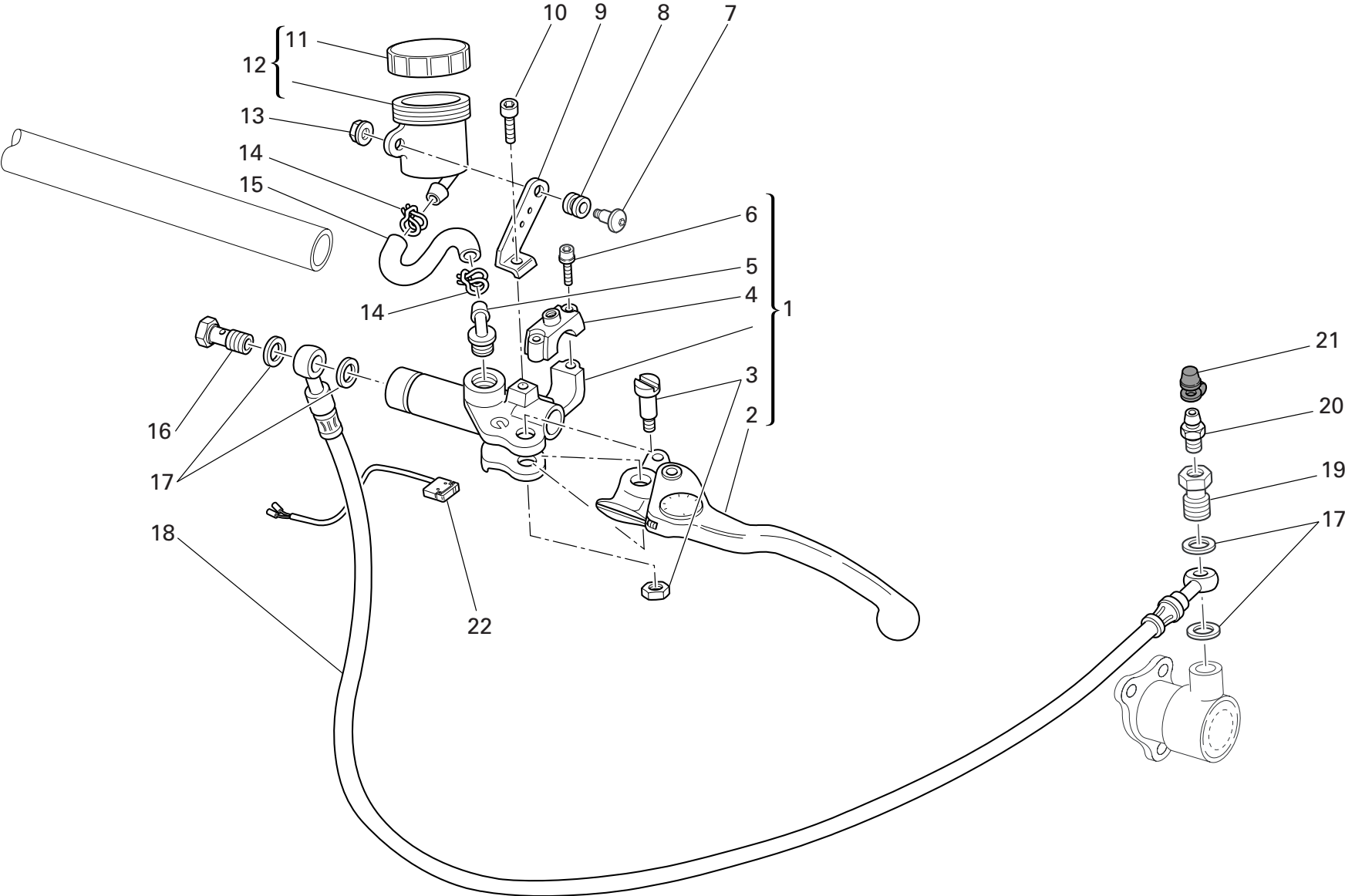
NOTES NO.	CODE NO.	DESCRIPTION	VALIDITY	Q.TY 
1	625.4.004.1A	Rear brake pump		1
2	631.4.008.1A	Spare union		1
3	626.4.013.1A	Dust cover		1
4	0000.61078	Complete oil tank		1
5	893.4.005.1A	Cap		1
6	877.1.092.1A	Tube		1
7	741.4.043.1A	Hose guide		2
8	619.4.035.1A	Rear brake line (METAL PLAITED)		1
9	779.1.366.1AB	Special screw		2
10	852.5.024.1A	Gasket th.1		4
11	611.4.017.1A	Rear brake caliper		1
12	613.4.054.1A	Pads pair		1
13	612.4.013.1B	Spare pins and spring		1
14	631.4.014.1A	Spare bleed union		1
15	612.4.008.1A	Dust seal		1
16	772.5.031.1B	Screw		2
17	779.5.004.1B	Screw		1
18	771.5.125.8C	Screw		2
19	853.5.006.1A	Spring washer		2
20	852.1.203.1A	Washer		2
21	771.5.665.8B	Screw		1
22	552.4.037.1B	Sensor		1
23	713.1.192.1A	Spacer		1
24	117.2.058.1B	Adjuster rod		1
25	184.1.005.1A	Fork		1
26	712.1.034.1A	Bush		1
27	539.4.003.1B	Switch		1

CATALOGUE No: 915.1.237.2A
ISSUED: 12 - 06


NOTES NO.	CODE NO.	DESCRIPTION	VALIDITY	Q.TY 
28	852.1.151.1A	Washer		1
29	747.5.003.1A	Nut		2
30	457.2.018.1B	Brake control lever		1
31	764.1.011.2A	Rubber pad		1
32	779.1.237.1A	Adjusting screw		1
33	799.1.181.1A	Return spring		1
34	884.5.016.1A	Circlip		1
35	821.1.096.1AB	Pin		1
36	852.1.071.1A	Washer		1
37	821.1.170.1A	Pin		1
38	741.1.032.1A	Clamp		4
39	775.1.011.1B	Screw		4
40	0000.01199	O-ring		2
41	779.1.315.1A	Special nut		1
42	852.5.027.1A	Washer		1

CATALOGUE No: 915.1.237.2A
ISSUED: 12 - 06

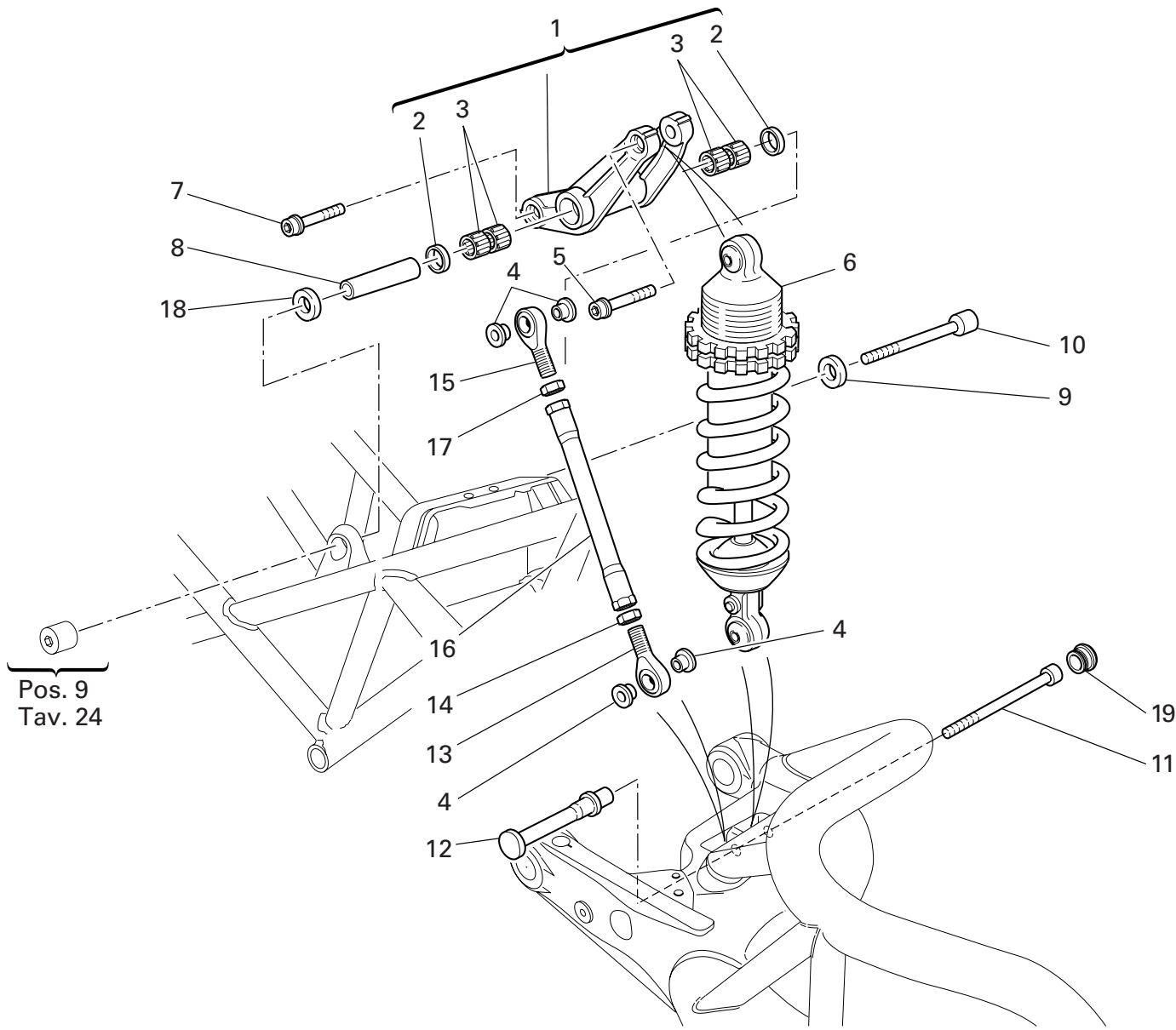
DRAWING 031 CLUTCH CONTROL




DRAWING 031 CLUTCH CONTROL

NOTES NO.	CODE NO.	DESCRIPTION	VALIDITY	Q.TY 
1	630.4.033.1A	Clutch drive pump		1
2	626.4.035.1A	Clutch control lever		1
3	626.4.009.1A	Spare lever pin		1
4	626.4.015.1A	Spare bracket		1
5	631.4.008.1A	Spare union		1
6	771.5.669.2B	Screw		2
7	779.1.092.1A	Screw		1
8	0370.72.020	Vibration damper pad		1
9	829.1.061.1C	Bracket		1
10	779.5.059.1A	Screw		1
11	893.4.005.1A	Cap		1
12	0000.61078	Complete oil tank		1
13	8000.56443	Nut		1
14	741.4.043.1A	Hose guide		2
15	877.1.049.1A	Tube		1
16	779.1.366.1AB	Special screw		1
17	852.5.024.1A	Gasket th.1		4
18	632.1.031.1A	Clutch control pipe (METAL PLAITED)		1
19	779.1.397.1A	Special screw		1
20	0000.33552	Bleed		1
21	612.4.005.1A	Dust seal		1
22	539.4.034.1A	Microswitch		1

NOTES NO.	CODE NO.	DESCRIPTION	VALIDITY	Q.TY 
-----------	----------	-------------	----------	--

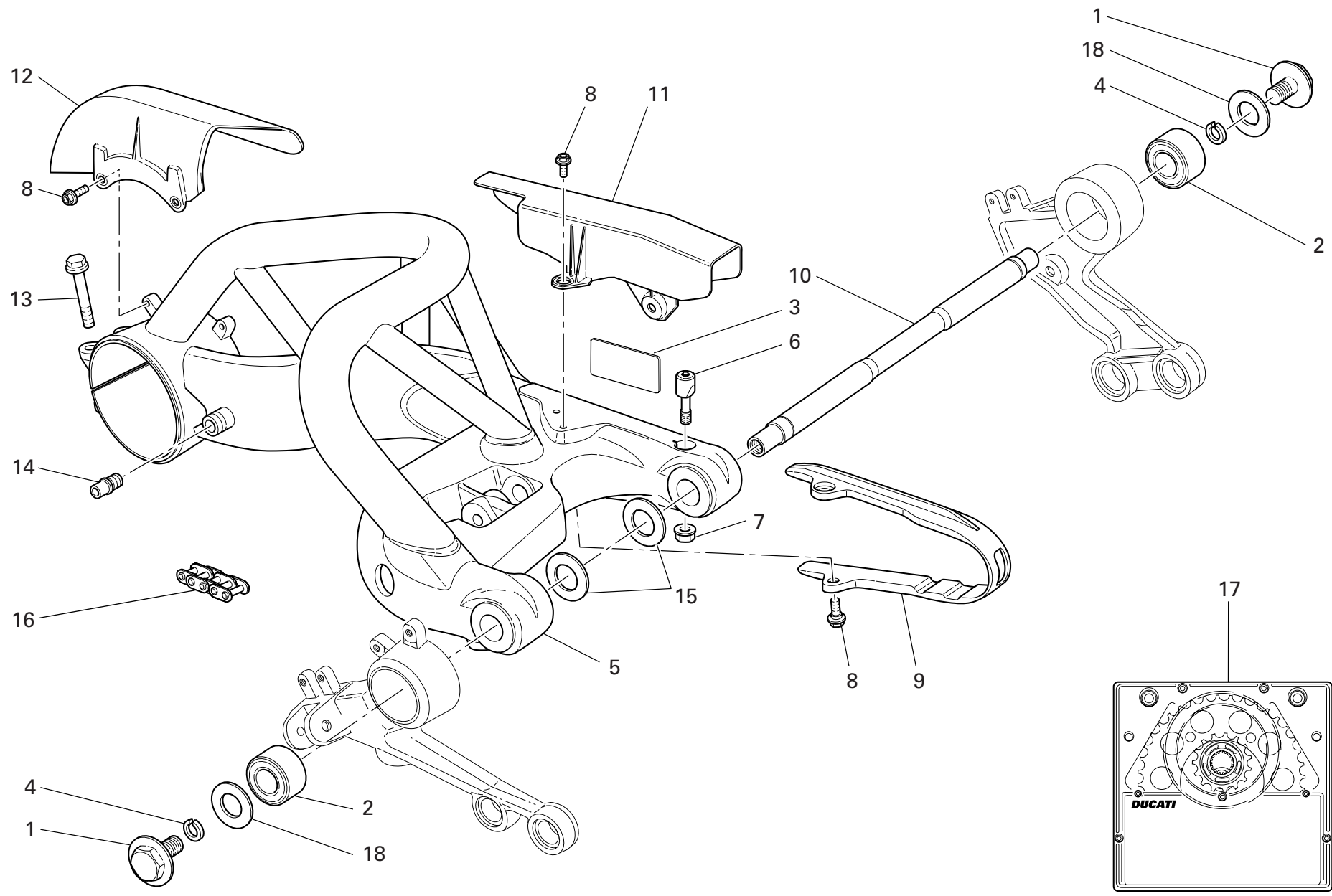


DRAWING 032 REAR SUSPENSION


NOTES NO.	CODE NO.	DESCRIPTION	VALIDITY	Q.TY 
1	372.2.008.3A	Rocker assembly		1
2	93781.1824	Seal ring		2
3	701.4.006.1A	Needle bearing		4
4	710.1.025.1A	Bush		4
5	771.5.938.8B	Screw		1
6	365.2.045.1A	Shock absorber		1
7	771.5.937.8B	Screw		1
8	715.1.004.1A	Spacer		1
9	710.1.085.1A	Spacer		1
10	771.1.015.1A	Screw		1
11	771.1.016.1A	Screw		1
12	750.1.111.1B	Special nut		1
13	848.4.027.1A	Ball joint		1
14	417.9.090.1B	Nut		1
15	848.4.026.1A	Ball joint		1
16	875.1.038.2A	Tie rod		1
17	747.1.006.1B	Nut		1
18	710.1.088.1A	Spacer		1
19	872.1.046.1A	Cap		1

NOTES NO.	CODE NO.	DESCRIPTION	VALIDITY	Q.TY 
-----------	----------	-------------	----------	--

DRAWING 033 SWINGARM AND CHAIN

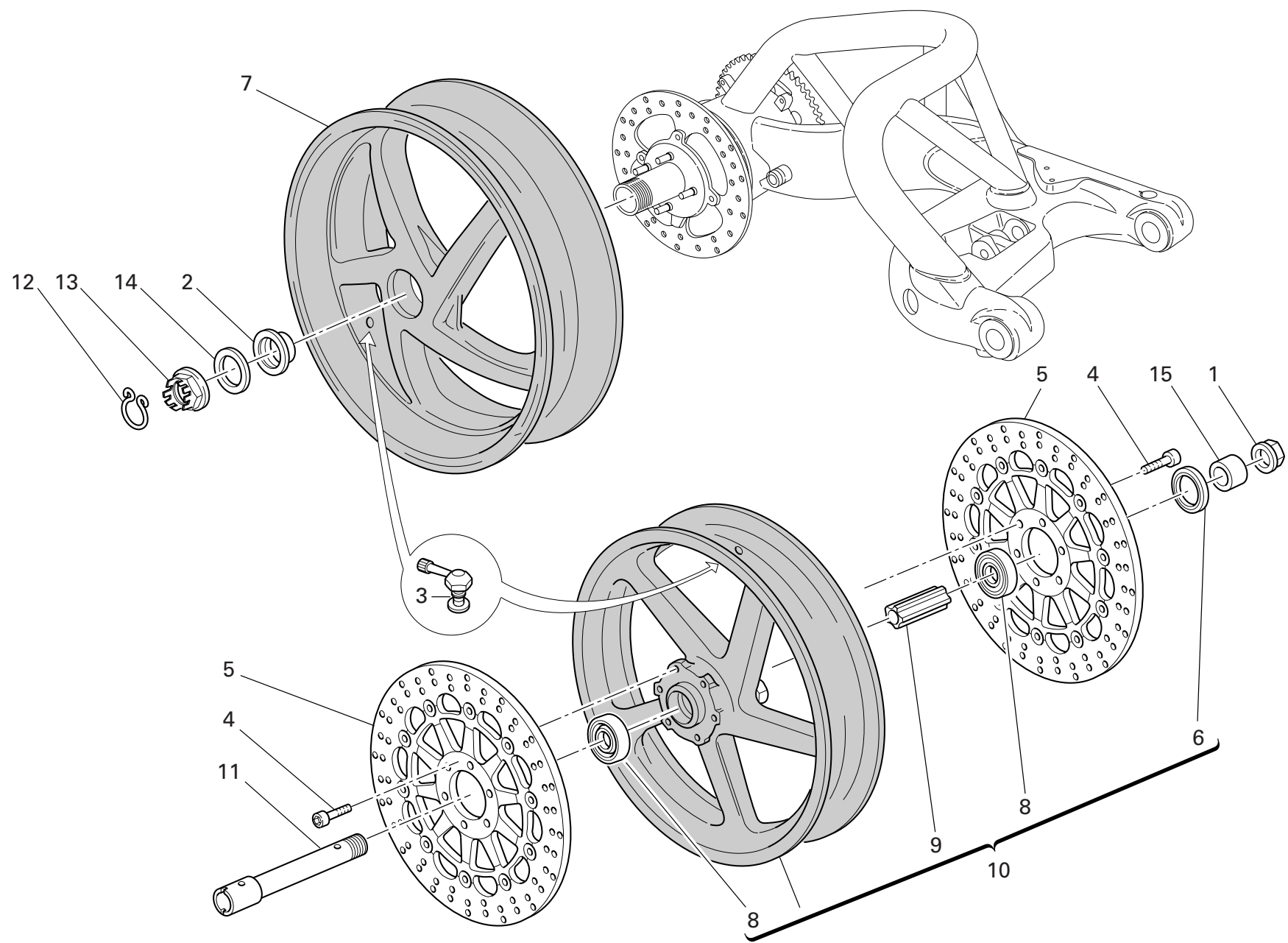


DRAWING 033 SWINGARM AND CHAIN


NOTES NO.	CODE NO.	DESCRIPTION	VALIDITY	Q.TY 
1	779.1.151.1A	Special screw		2
2	700.1.039.1A	Vibration damper		2
3	433.1.322.1A	Chain adjustment sticker		1
4	884.4.007.1A	Snap ring		2
5	370.1.034.4A	Swingarm		1
6	808.1.046.1A	Clamp		1
7	748.4.035.1A	Nut		1
8	779.1.303.1B	Screw		6
9	447.1.045.2A	Chain sliding shoe		1
10	369.1.008.1A	Swingarm pivot		1
11	446.1.005.1A	Chain guard		1
12	446.1.006.1A	Mudflap		1
13	772.1.004.2B	Screw		2
14	832.1.003.1C	Pin		1
15	852.1.001.1B	Shim th. 1.8		2
15	852.1.002.1B	Shim th. 0.2		2
15	852.1.003.1B	Shim th. 0.1		2
16	676.4.045.1A	Chain 103+1		1
17	676.2.062.1A	Final drive kit		1
18	852.1.157.1A	Washer		2

NOTES NO.	CODE NO.	DESCRIPTION	VALIDITY	Q.TY 
-----------	----------	-------------	----------	--

DRAWING 034 FRONT AND REAR WHEELS

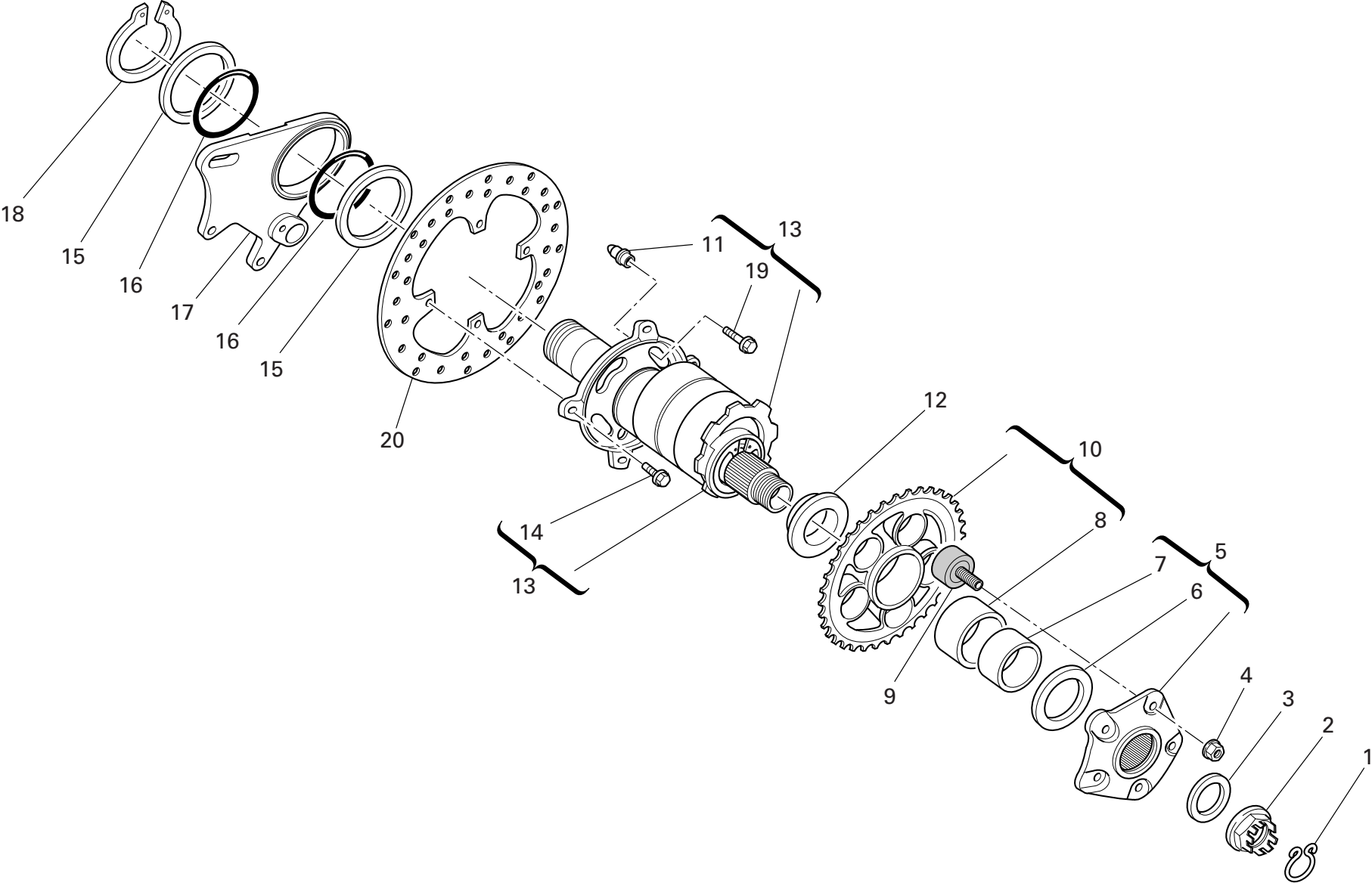


DRAWING 034 FRONT AND REAR WHEELS


NOTES NO.	CODE NO.	DESCRIPTION	VALIDITY	Q.TY
				
1	748.1.014.1C	Fork nut		1
2	714.1.027.1A	Special washer		1
3	497.2.001.2A	Valve		2
4	779.1.399.1A	Screw		12
5	492.4.029.1A	Front brake disc		2
6	0000.64471	Seal ring		1
7	502.2.107.1AB	Rear wheel rim (BLACK)		1
7	502.2.107.1AL	Rear wheel rim (WHITE)		1
8	702.5.045.1A	Bearing		2
9	714.1.028.1A	Inner spacer		1
10	501.2.105.1AB	Front wheel rim (BLACK)		1
10	501.2.105.1AL	Front wheel rim (WHITE)		1
11	819.1.017.1C	Front wheel spindle		1
12	759.1.009.1A	Clip		1
13	750.1.019.1B	Nut		1
14	852.1.057.1A	Washer		1
15	714.1.045.1B	Spacer		1

NOTES NO.	CODE NO.	DESCRIPTION	VALIDITY	Q.TY
				

DRAWING 035 REAR WHEEL PIN

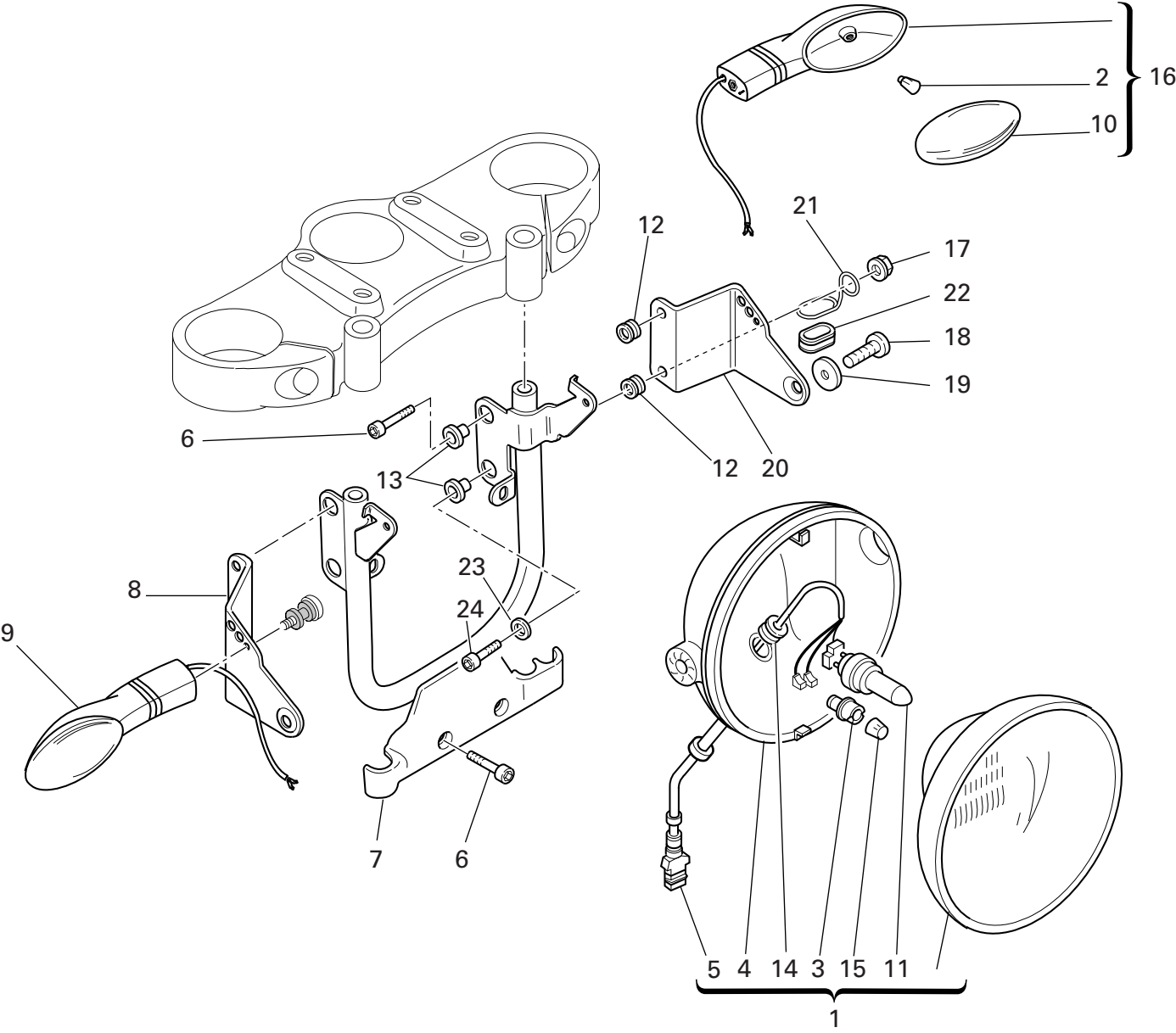


DRAWING 035 REAR WHEEL PIN

NOTES NO.	CODE NO.	DESCRIPTION	VALIDITY	Q.TY 
1	759.1.008.1A	Clip		1
2	750.1.018.1C	Nut		1
3	852.1.055.1A	Washer		1
4	748.4.024.1AB	Nut		5
5	160.1.021.1C	Rear sprocket flange		1
6	852.1.058.2A	Washer		1
7	711.1.067.1A	Bush		1
8	712.1.018.1A	Bush		1
9	700.1.017.1E	Rubber cush drive hub		5
10	494.1.118.1A	Ring gear z=41		1
11	863.1.001.1D	Pin		4
12	714.1.041.1A	Spacer		1
13	819.2.042.1A	Hub		1
14	773.5.120.8B	Screw		4
15	852.1.159.1A	Washer		2
16	886.5.003.1A	O-Ring		2
17	825.1.033.1A	Caliper holder plate		1
18	884.5.004.1A	Circlip		1
19	772.1.005.1B	Screw		4
20	492.4.076.1A	Rear brake disc		1

NOTES NO.	CODE NO.	DESCRIPTION	VALIDITY	Q.TY 
-----------	----------	-------------	----------	--

DRAWING 036 FRONT HEAD-LIGHT

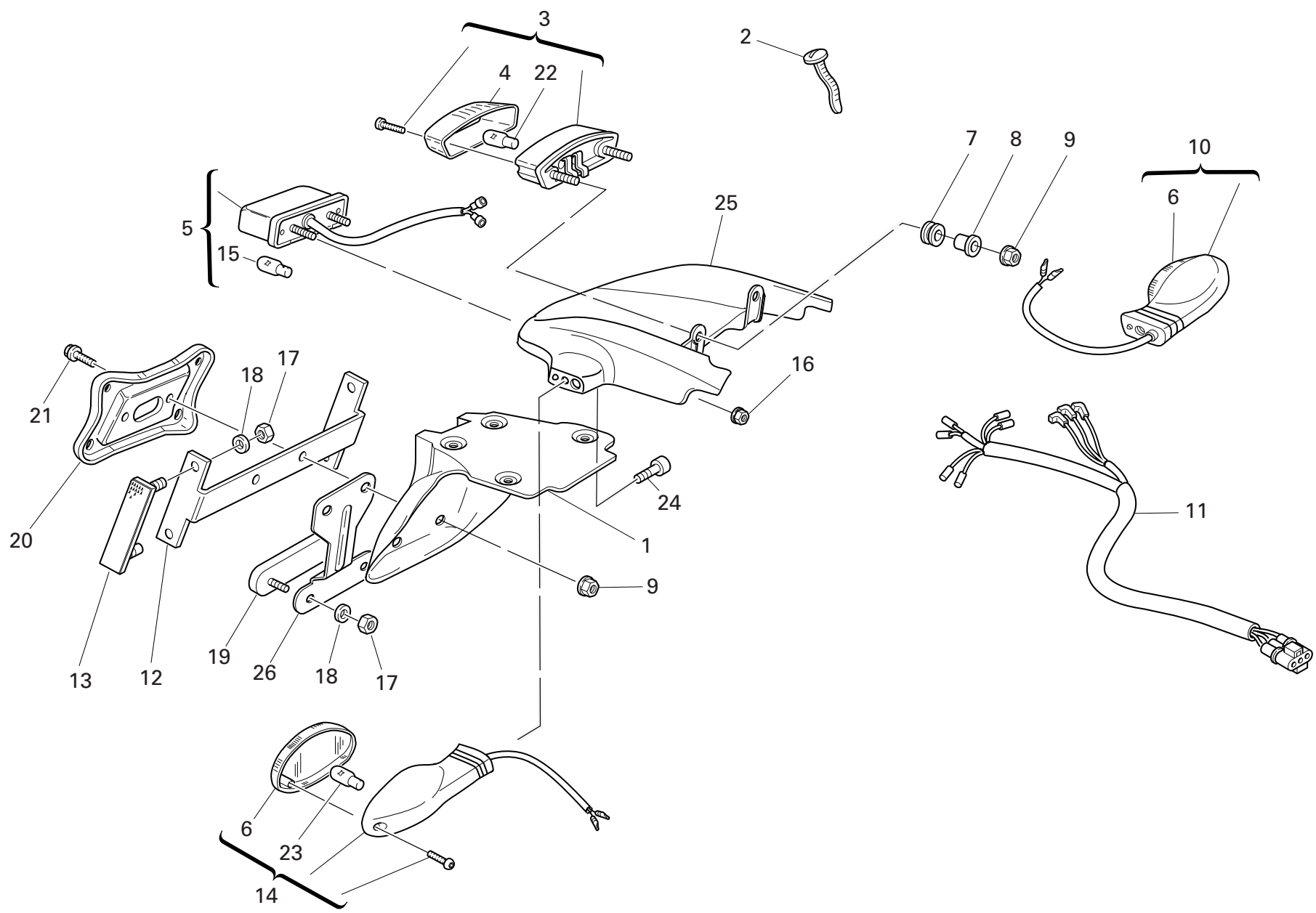


DRAWING 036 FRONT HEAD-LIGHT

NOTES NO.	CODE NO.	DESCRIPTION	VALIDITY	Q.TY 
1	520.4.006.1C	Complete headlight		1
2	0000.36726	Bulb		2
3	521.4.005.1A	Lamp holder		1
4	723.1.003.1A	Cap		1
5	510.1.075.1A	Electric wiring		1
6	771.5.667.8B	Screw		3
7	829.1.099.1D	Headlight holder		1
8	830.1.194.1A	R.H. bracket		1
9	530.4.007.3A	Turn indicator		1
10	532.4.010.1A	Cup		2
11	0796.38.305	Bulb 55/60W		1
12	764.1.090.1A	Rubber pad		4
13	716.1.022.1B	Spacer		4
14	758.1.014.1A	Fairlead		1
15	0659.38.226	Bulb 4W		1
16	530.4.008.3A	Turn indicator		1
17	750.5.001.1B	Nut		4
18	779.5.056.1A	Screw		2
19	841.1.017.1A	Retainer		2
20	830.1.195.1A	L.H. bracket		1
21	881.1.035.1A	Ring		1
22	0797.41.090	Fairlead rubber ring		1
23	852.5.028.1A	Washer		1
24	771.5.069.8B	Screw		1

NOTES NO.	CODE NO.	DESCRIPTION	VALIDITY	Q.TY 
-----------	----------	-------------	----------	--

DRAWING 037 PLATE HOLDER - REAR LIGHT



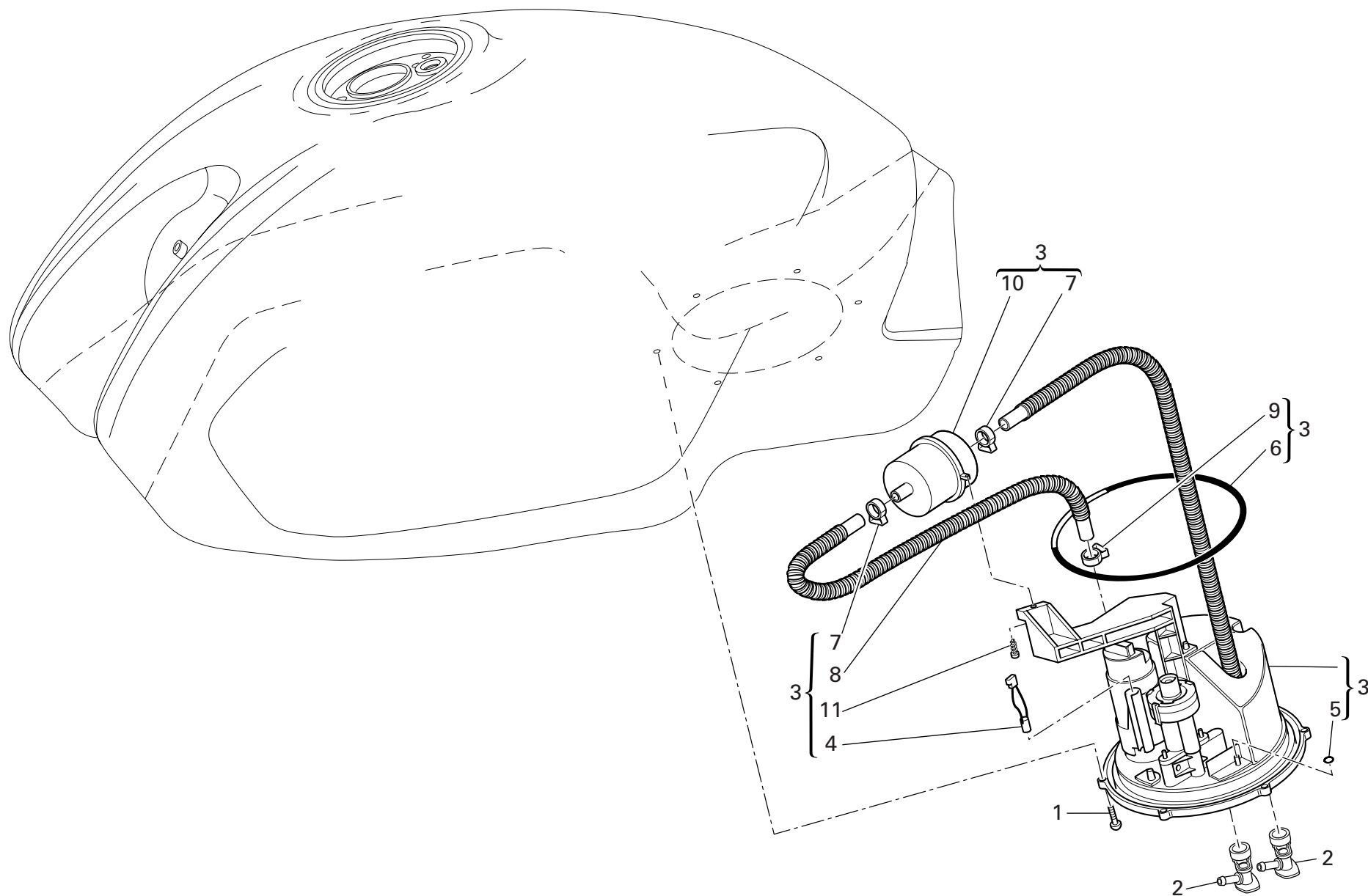
DRAWING 037 PLATE HOLDER - REAR LIGHT

NOTES NO.	CODE NO.	DESCRIPTION	VALIDITY	Q.TY 
1	561.1.018.1A	Number plate holder		1
2	0691.91.030	Hose guide		1
3	525.4.007.3A	Tail lamp		1
4	526.4.003.1A	Cup		1
5	525.1.004.3A	Tail lamp		1
6	532.4.010.1A	Cup		2
7	764.1.084.1A	Vibration damper pad		2
8	713.1.332.1A	Spacer		2
9	749.4.031.1A	Nut		4
10	530.4.010.3A	Turn indicator		1
11	510.1.076.1B	Electric wiring		1
12	829.1.136.1A	Holder		1
13	529.1.006.1A	Reflector		2
14	530.4.009.3A	Turn indicator		1
15	0000.36230	Bulb		1
16	748.4.100.1AB	Nut		2
17	749.5.001.1B	Nut		6
18	852.5.001.1C	Washer		6
19	529.1.009.1A	Reflector		1
20	561.1.019.1A	Plate		1
21	772.5.033.1A	Screw		2
22	390.4.003.1A	Two-light bulb 12V 5/21W		1
23	0000.36726	Bulb		2
24	771.5.065.8B	Screw		2
25	565.1.026.2A	Protection		1
26	827.1.191.4A	Plate		1


NOTES NO.	CODE NO.	DESCRIPTION	VALIDITY	Q.TY 
-----------	----------	-------------	----------	--

DRAWING 038

FUEL SYSTEM



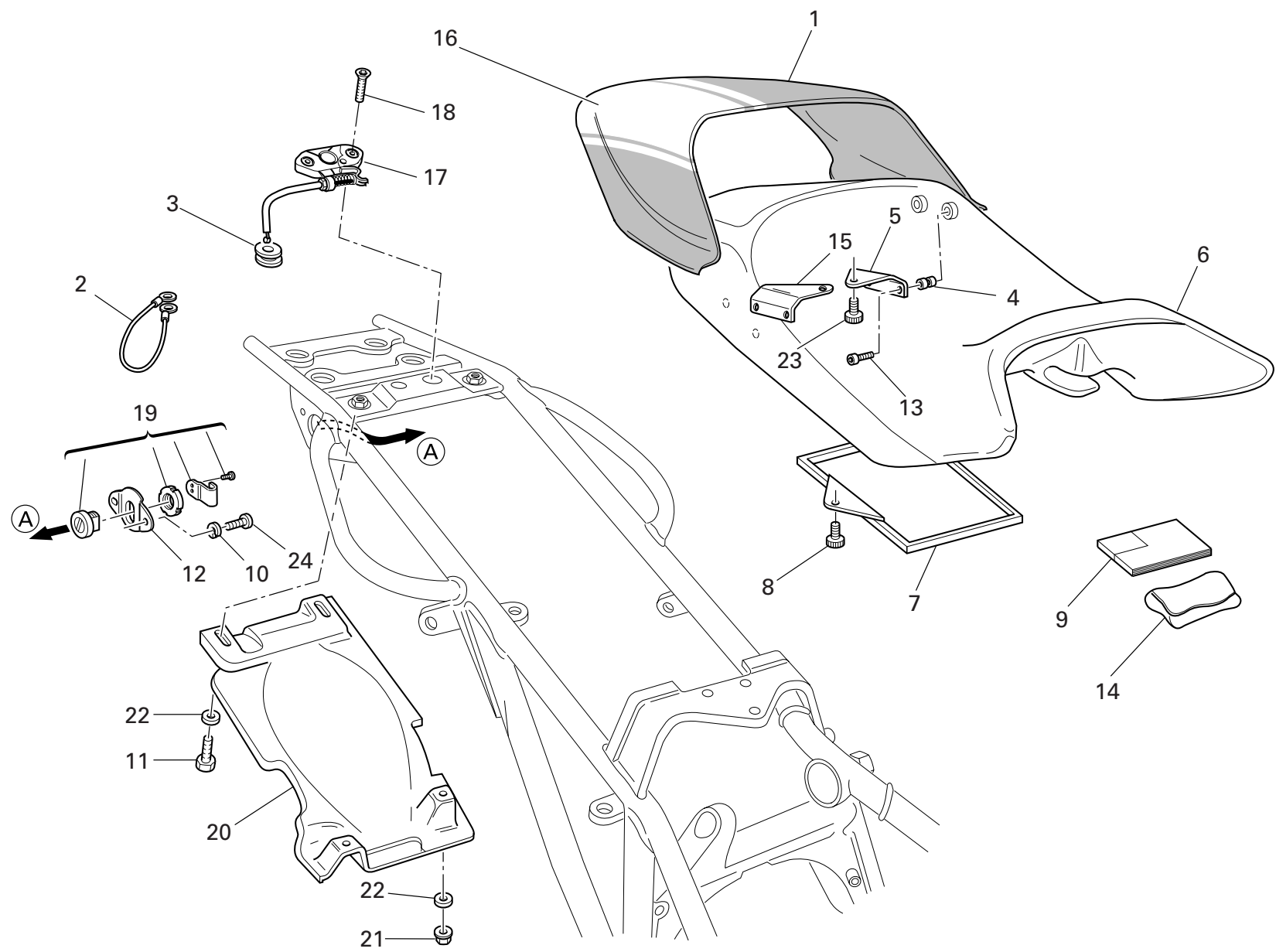
DRAWING 038 FUEL SYSTEM

NOTES NO.	CODE NO.	DESCRIPTION	VALIDITY	Q.TY 
1	775.1.020.1A	Screw		6
2	814.4.010.1A	Quick-coupling union		2
3	160.2.135.1A	Flange		1
4	552.4.133.1A	Thermistor		1
5	886.4.042.1A	O-ring		4
6	886.4.049.1A	O-ring		1
7	741.4.093.1A	collar		2
8	590.1.195.1A	Tube		1
9	741.4.092.1A	collar		2
10	425.4.010.1A	Filter		1
11	774.5.006.1A	Self-tapping screw		1

NOTES NO.	CODE NO.	DESCRIPTION	VALIDITY	Q.TY 
-----------	----------	-------------	----------	--

DRAWING 039

SEAT

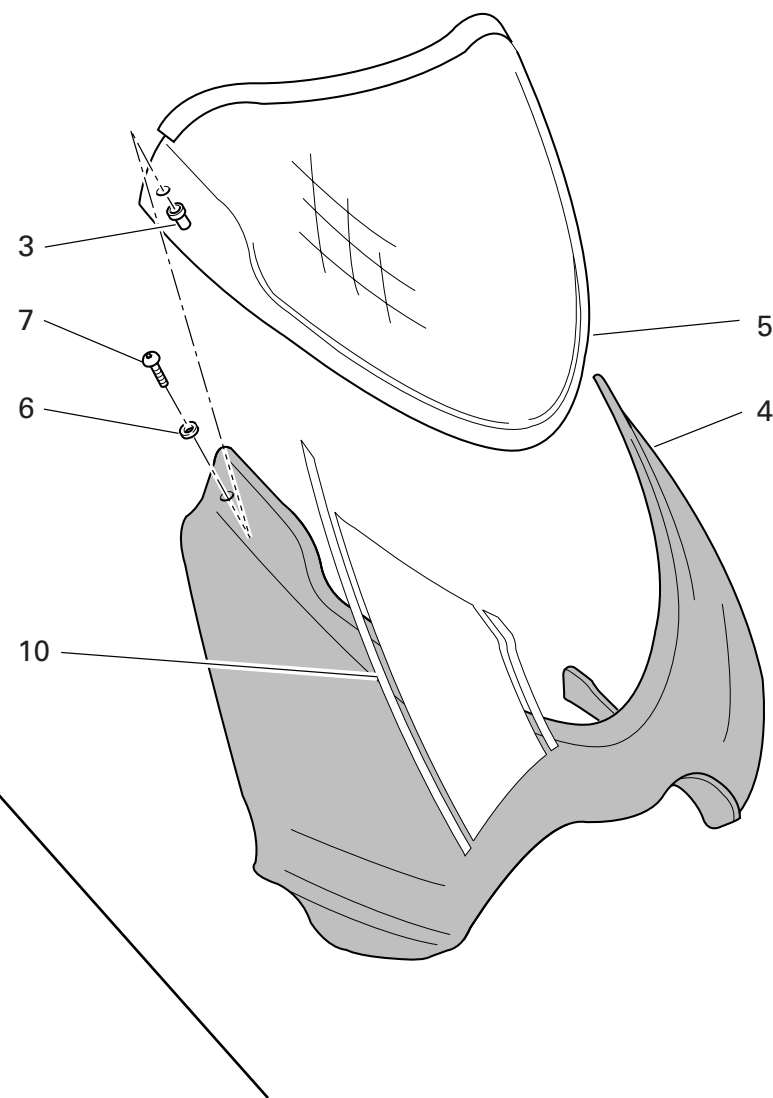
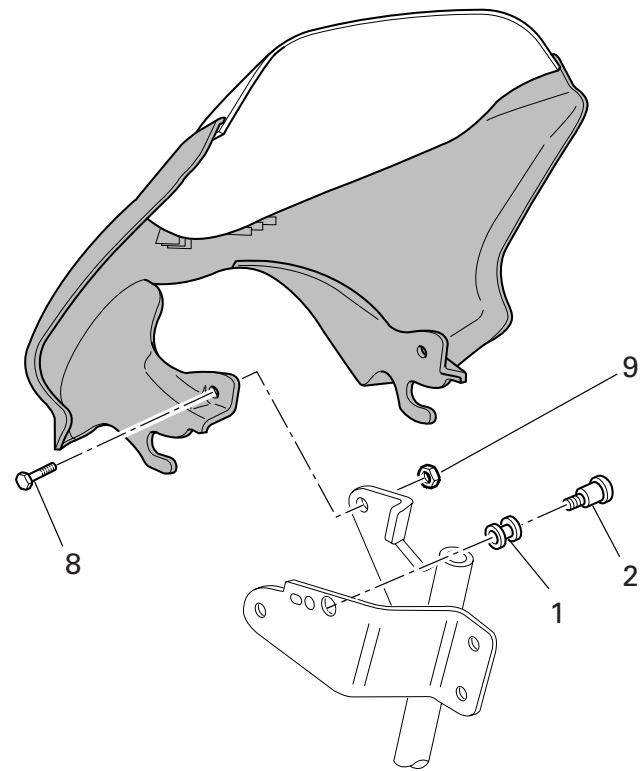


DRAWING 039 SEAT


NOTES NO.	CODE NO.	DESCRIPTION	VALIDITY	Q.TY
				
1	595.1.025.3BJ	Cover (RED/WHITE STRIP)		1
1	595.1.025.3BK	Cover (BLACK/WHITE STRIP)		1
1	595.1.025.3BZ	Cover (LIGHT GREY/BLACK STRIP)		1
2	732.1.007.1A	Helmet anti-theft wire		1
3	764.1.029.1A	Rubber pad		1
4	850.4.016.1A	Threaded insert		6
5	827.1.097.1B	L.H. plate		1
6	595.1.036.3A	Seat padding		1
7	247.1.086.1A	Cover		1
8	779.1.104.1A	Special screw		1
9	913.7.110.1A	Owner's manual		1
10	853.5.008.1A	Spring washer		2
11	770.5.063.8B	Screw		2
12	829.1.236.1B	Plate		1
13	771.5.038.8B	Screw		4
14	697.2.006.2B	Tool bag		1
15	827.1.096.1B	R.H. plate		1
16	436.1.150.1A	White strip		1
16	437.1.143.1A	Black strip		1
17	732.2.010.3A	Flexible cable		1
18	777.5.036.8B	Screw		2
19	598.2.019.1A	Seat lock		1
20	565.1.017.2A	Mudflap		1
21	749.4.031.1A	Nut		2
22	852.5.029.1A	Washer		4
23	779.1.104.1B	Special screw		2
24	771.5.037.8B	Screw		2

NOTES NO.	CODE NO.	DESCRIPTION	VALIDITY	Q.TY
				

DRAWING 040 HEADLIGHT FAIRING



DRAWING 040 HEADLIGHT FAIRING

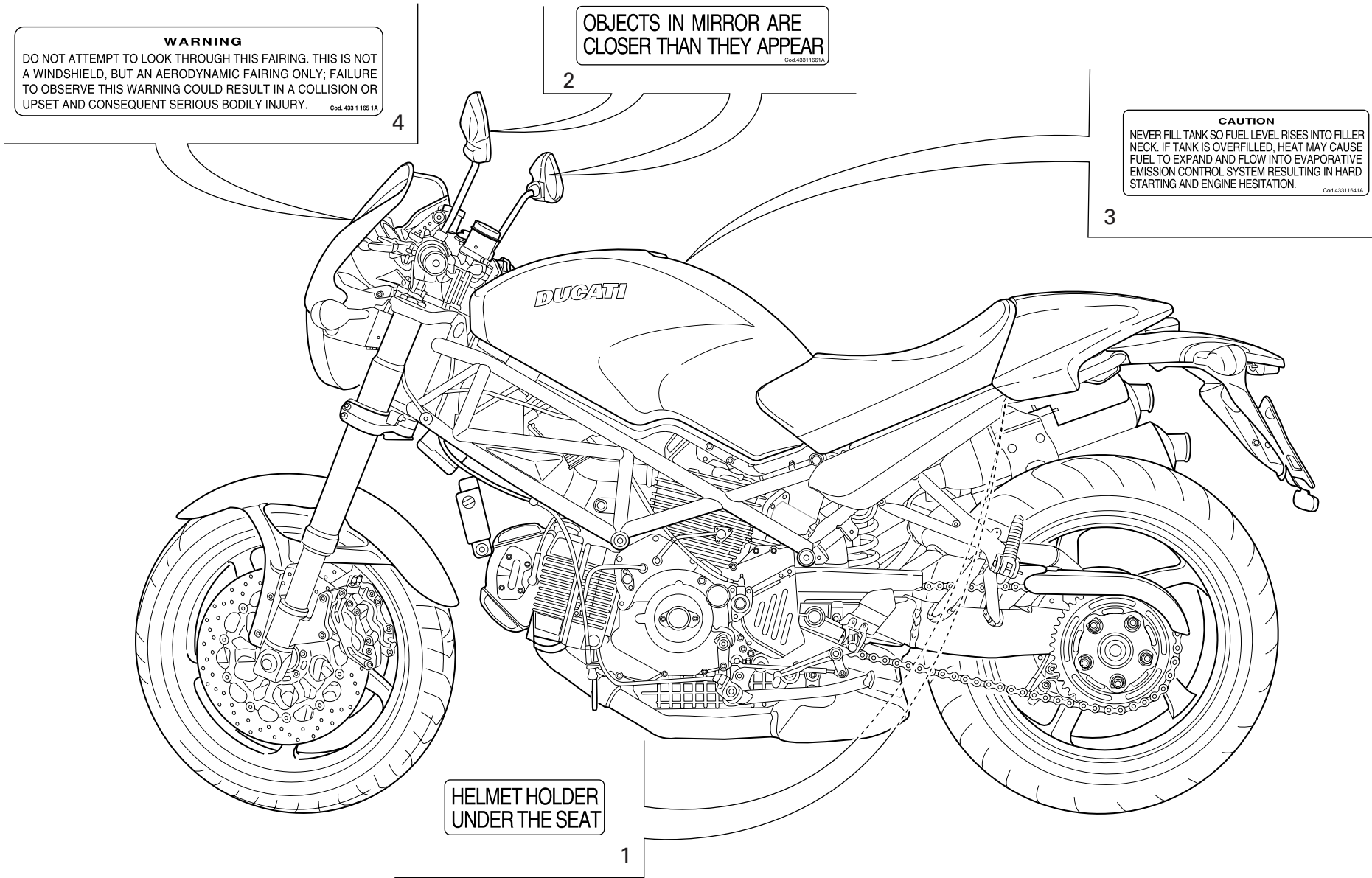
NOTES NO.	CODE NO.	DESCRIPTION	VALIDITY	Q.TY 
1	0370.72.020	Vibration damper pad		2
2	779.1.475.1A	Screw		2
3	850.4.082.1A	Insert		2
4	481.1.023.2AJ	Headlight fairing (RED/WHITE STRIP)		1
4	481.1.023.2AK	Headlight fairing (BLACK/WHITE STRIP)		1
4	481.1.023.2AZ	Headlight fairing (LIGHT GREY/BLACK STRIP)		1
5	487.1.023.2A	Windshield		1
6	0000.63161	Washer		2
7	775.1.017.1A	Screw		2
8	772.5.024.1A	Screw		2
9	749.4.031.1A	Nut		2
10	436.1.149.1A	White strip		1
10	437.1.145.1A	Black strip		1

NOTES NO.	CODE NO.	DESCRIPTION	VALIDITY	Q.TY 

DRAWING 041 FUEL INFEED

NOTES NO.	CODE NO.	DESCRIPTION	VALIDITY	Q.TY 
1	814.1.179.1A	Union		2
2	886.1.013.1A	Gasket		2
3	426.1.007.1B	CANISTER filter		1
4	814.1.183.1A	Shunt valve		1
5	590.1.250.1A	Union/filter pipe		1
6	590.1.279.1A	Filter/fuel tank outlet pipe		1
7	590.1.141.1A	Tube		1
8	590.1.213.1A	Tube		1
9	590.1.112.1A	Fuel pipe		1
10	741.4.057.1A	Hose guide		1
11	741.4.058.1A	Hose guide		4
12	741.4.063.1A	Hose guide		2
13	741.4.013.1B	Hose guide		2
14	830.1.292.2A	Bracket		1
15	827.1.157.1A	Plate		1
16	764.1.029.1A	Rubber pad		2
17	716.1.043.1B	Spacer		2
18	775.5.013.1A	Screw		2
19	748.1.036.1A	Nut		2
20	771.5.071.8B	Screw		2
21	741.4.043.1A	Hose guide		1
22	814.1.180.1A	Union		2
23	0250.70.223	Aluminium gasket		2
24	590.1.136.1A	Breather pipe		1

NOTES NO.	CODE NO.	DESCRIPTION	VALIDITY	Q.TY 
-----------	----------	-------------	----------	--



DRAWING 042 MARKING PLATES

NOTES NO.	CODE NO.	DESCRIPTION	VALIDITY	Q.TY
1	433.1.170.1A	Sticker		1
2	433.1.166.1A	Label		2
3	433.1.164.1A	Sticker		1
4	433.1.165.1A	Sticker		1

NOTES NO.	CODE NO.	DESCRIPTION	VALIDITY	Q.TY
-----------	----------	-------------	----------	------

INDEX

CODE No.	Drwg.	POS. N.	CODE No.	Drwg.	POS. N.	CODE No.	Drwg.	POS. N.	CODE No.	Drwg.	POS. N.	CODE No.	Drwg.	POS. N.
0000.01199	026	29	0400.29.125	002	34	0691.91.030	037	2	146.2.091.1A	006	1	173.1.012.3A	012	20
0000.01199	030	40	0400.29.126	002	34	0755.29.025	006	14	147.1.026.1A	008	9	174.1.025.2A	009	12
0000.33552	031	20	051.2.001.1A	001	10	0755.29.025	008	21	148.1.284.1A	013	16	174.2.025.6A	009	1
0000.36230	037	15	0619.50.065	012	17	0755.49.265	010	2	148.1.285.1A	013	9	176.1.001.1A	012	6
0000.36726	036	2	0619.92.180	014	8	0759.49.280	009	15	149.1.032.3A	003	25	176.1.009.1A	012	10
0000.36726	037	23	0619.92.180	015	8	0765.92.185	014	8	150.2.006.1B	003	2	180.1.001.1A	002	11
0000.61078	030	4	0647.70.010	014	12	0765.92.185	015	8	150.2.063.1A	003	28	180.1.002.1A	002	12
0000.61078	031	12	0647.70.010	015	20	0765.92.190	014	8	150.2.072.1A	003	27	180.1.008.1A	002	24
0000.63161	024	20	0659.16.555	004	1	0765.92.190	015	8	153.1.007.2B	028	21	182.2.018.1A	002	18
0000.63161	040	6	0659.37.040	028	19	0765.92.205	002	21	158.2.012.1A	006	5	184.1.005.1A	030	25
0000.64471	034	6	0659.38.226	036	15	0765.92.205	014	8	160.1.021.1C	035	5	190.2.011.1A	004	8
0000.66181	029	15	0660.13.060	002	19	0765.92.205	015	8	160.1.057.1A	012	13	194.2.001.1B	004	12
0000.66527	018	5	0660.13.070	002	13	0796.38.305	036	11	160.1.105.1A	013	19	195.4.003.1A	004	22
0000.68490	029	14	0660.13.143	002	9	0797.41.090	036	22	160.2.135.1A	038	3	196.1.001.2B	004	10
0000.70139	001a	2	0660.13.165	002	25	0799.13.110	002	27	162.1.001.1B	004	7	198.1.029.1A	004	13
0124.40.060	008	12	0660.16.145	004	21	112.1.012.1AB	006	8	170.2.020.1B	004	17	208.1.012.4A	014	14
0250.70.223	041	23	0660.47.040	006	13	112.1.012.1AC	006	8	171.2.020.2B	008	10	208.1.012.4A	015	17
0251.47.054	003	1	0660.50.020	012	8	117.1.028.1A	026	24	172.1.002.1B	003	10	209.1.041.1A	014	16
0272.91.090	002	8	0665.49.680	005	8	117.2.006.1A	004	29	172.1.003.1A	003	8	209.1.041.1A	015	18
0370.49.250	010	22	0670.16.145	003	7	117.2.049.1A	024	14	172.1.004.1A	003	5	210.1.042.1A	014	22
0370.72.020	029	18	0670.16.150	003	3	117.2.058.1B	030	24	172.1.005.1A	003	9	210.1.042.1A	015	7
0370.72.020	031	8	0670.16.155	003	19	120.2.080.1A	007	8	172.1.006.1B	003	18	211.1.040.1A	014	21
0370.72.020	040	1	0670.16.170	003	26	120.2.081.1A	007	4	172.1.007.1B	003	24	211.1.040.1A	015	6
0370.84.005	023	1	0670.49.310	009	26	121.1.127.1A	007	3	172.1.008.1A	003	22	220.3.208.3A	009	16
0375.92.210	014	13	0670.92.190	014	8	121.2.033.1A	007	1	172.1.009.1A	003	21	225.2.148.1A	010	1
0375.92.210	015	19	0670.92.190	015	8	122.2.087.2A	007	9	172.1.010.1A	003	20	235.2.037.1A	013	12
0400.09.050	002	21	0691.91.030	018	23	137.2.003.4B	016	7	172.1.011.1A	003	23	240.2.026.1B	014	10
CATALOGUE No: ISSUED:	915.1.237.2A 12 - 06						CATALOGUE No: ISSUED:	915.1.237.2A 12 - 06						

INDEX

CODE No.	Drwg.	POS. N.	CODE No.	Drwg.	POS. N.	CODE No.	Drwg.	POS. N.	CODE No.	Drwg.	POS. N.	CODE No.	Drwg.	POS. N.
240.2.026.1B	015	12	270.4.005.1A	012	1	304.1.042.1B	014	2	349.1.120.1A	027	23	425.4.010.1A	038	10
240.2.031.1A	015	24	276.1.025.1B	012	16	304.1.042.1B	015	4	349.1.158.1A	027	17	426.1.007.1B	041	3
242.2.045.2A	011	19	280.4.007.1A	016	10	304.1.042.1BB	014	2	349.1.159.1A	027	24	426.1.010.1A	021	2
243.1.025.1AD	005	1	282.4.074.1A	016	1	304.1.042.1BB	015	4	349.1.160.1A	027	3	433.1.164.1A	042	3
243.2.039.4A	005	6	283.4.011.1A	016	5	304.1.042.1BC	014	2	349.2.003.1A	027	10	433.1.165.1A	042	4
245.1.030.1A	013	5	284.4.008.1A	016	9	304.1.042.1BC	015	4	349.2.010.1A	027	15	433.1.166.1A	042	2
245.1.031.1A	013	6	286.4.132.1C	018	1	304.1.043.1B	014	3	360.1.034.2B	028	24	433.1.170.1A	042	1
245.1.032.1A	008	4	301.2.092.1D	014	1	304.1.043.1B	015	5	360.1.045.1B	028	16	433.1.252.1D	018	6
245.1.033.1A	008	1	301.2.093.1D	015	1	304.1.043.1BB	014	3	360.1.050.2A	028	13	433.1.279.1A	020	9
246.1.060.2A	024	24	301.2.232.1A	015	1	304.1.043.1BB	015	5	365.2.045.1A	032	6	433.1.322.1A	033	3
246.1.061.1A	018	26	301.2.233.1A	014	1	304.1.043.1BC	014	3	366.1.038.1A	027	6	436.1.147.1A	020	16
246.2.011.1B	021	3	303.1.040.1B	014	5	304.1.043.1BC	015	5	369.1.008.1A	033	10	436.1.148.1A	020	2
247.1.002.1BC	011	9	303.1.040.1B	015	2	341.1.038.1A	028	23	370.1.034.4A	033	5	436.1.149.1A	040	10
247.1.083.1AE	011	4	303.1.040.1BA	014	5	342.2.015.1C	028	3	372.2.008.3A	032	1	436.1.150.1A	039	16
247.1.086.1A	039	7	303.1.040.1BA	015	2	344.2.008.1A	027	1	380.4.010.1C	018	16	436.1.169.1A	024	21
247.1.181.1A	023	8	303.1.040.1BB	014	5	345.2.008.1A	027	4	389.4.006.1A	018	27	437.1.132.1A	020	2
247.1.182.1A	026	1	303.1.040.1BB	015	2	349.1.064.1A	027	8	389.4.007.1A	018	27	437.1.142.1A	020	16
247.1.183.1A	026	13	303.1.040.1BC	014	5	349.1.065.1A	027	9	389.4.008.1A	018	27	437.1.143.1A	039	16
247.1.217.1A	023	11	303.1.040.1BC	015	2	349.1.095.1A	027	2	389.4.010.1A	018	27	437.1.145.1A	040	10
247.1.218.1A	026a	2	303.1.041.1C	014	4	349.1.096.1A	027	16	389.4.013.1A	018	27	442.2.068.1B	021	6
247.1.219.1A	026a	10	303.1.041.1C	015	3	349.1.097.1A	027	7	389.4.014.1A	018	15	444.4.003.4A	009	20
254.1.001.1A	011	7	303.1.041.1CA	014	4	349.1.098.1A	027	11	389.4.016.1A	018	27	446.1.005.1A	033	11
254.4.001.2A	005	4	303.1.041.1CA	015	3	349.1.100.1A	027	5	390.4.003.1A	037	22	446.1.006.1A	033	12
255.1.023.2A	008	15	303.1.041.1CB	014	4	349.1.101.1A	027	18	395.4.013.1C	019	14	447.1.045.2A	033	9
255.1.024.2A	013	3	303.1.041.1CB	015	3	349.1.102.1A	027	20	397.4.004.1A	019	4	449.1.045.1A	003	12
264.4.014.3B	011	1	303.1.041.1CC	014	4	349.1.103.1A	027	21	406.1.034.5C	025	1	451.1.025.1A	008	20
264.4.022.1A	011	1	303.1.041.1CC	015	3	349.1.111.1A	027	22	417.9.090.1B	032	14	451.2.017.1A	008	8
CATALOGUE No: ISSUED:	915.1.237.2A 12 - 06						CATALOGUE No: ISSUED:	915.1.237.2A 12 - 06						

INDEX

CODE No.	Drwg.	POS. N.	CODE No.	Drwg.	POS. N.	CODE No.	Drwg.	POS. N.	CODE No.	Drwg.	POS. N.	CODE No.	Drwg.	POS. N.
455.2.003.1A	002	4	497.2.001.2A	034	3	530.4.007.3A	036	9	556.2.034.1B	017	1	590.1.213.1A	041	8
456.1.046.1B	026	27	501.2.105.1AB	034	10	530.4.008.3A	036	16	561.1.018.1A	037	1	590.1.250.1A	041	5
456.2.036.1A	026	17	501.2.105.1AL	034	10	530.4.009.3A	037	14	561.1.019.1A	037	20	590.1.279.1A	041	6
457.2.018.1B	030	30	502.2.107.1AB	034	7	530.4.010.3A	037	10	564.1.029.2BA	024	16	593.1.003.1B	010	33
460.1.076.2A	028	11	502.2.107.1AL	034	7	532.4.010.1A	036	10	564.1.029.2BT	024	16	593.1.018.1A	009	29
463.2.010.9A	014	9	510.1.075.1A	036	5	532.4.010.1A	037	6	565.1.017.2A	039	20	595.1.025.3BJ	039	1
463.2.010.9A	015	11	510.1.076.1B	037	11	539.1.021.1A	002	6	565.1.026.2A	037	25	595.1.025.3BK	039	1
463.2.026.1A	014	20	510.1.425.1A	018	3	539.1.023.2A	017	5	570.1.096.1A	023	7	595.1.025.3BZ	039	1
463.2.026.1A	015	34	514.1.032.1A	001c	9	539.4.003.1B	030	27	571.1.096.1A	023	6	595.1.036.3A	039	6
463.2.053.7A	004	15	514.1.033.1A	001c	13	539.4.021.1A	029	5	571.1.251.1A	023	4	598.2.019.1A	039	19
464.1.005.1A	026	14	514.1.035.1A	001c	10	539.4.030.2A	005	16	572.1.028.1B	023	3	598.2.030.1A	024	11
464.1.006.1A	026	3	514.1.036.1A	001c	10	539.4.034.1A	031	22	573.1.077.1D	023	5	598.4.016.1A	024	6
465.1.008.1A	026a	11	514.1.037.1A	001c	6	540.4.010.1A	018	8	573.1.077.6A	023	5	598.4.018.1A	024	10
465.1.010.1A	026a	4	514.1.038.1A	001c	14	541.4.003.1A	018	4	573.1.078.1D	023	10	610.4.071.1A	029	26
470.1.062.1A	025	5	514.1.043.1A	019	3	548.4.030.3A	022	9	573.1.078.6A	023	10	610.4.072.1A	029	7
470.1.181.1AB	024	1	516.4.003.1B	018	14	552.1.037.1A	001c	4	576.1.042.1A	023	19	611.4.017.1A	030	11
470.1.181.1AF	024	1	518.4.004.2B	024	25	552.1.038.1A	001c	5	576.1.044.1A	023	9	612.4.005.1A	031	21
481.1.023.2AJ	040	4	520.4.006.1C	036	1	552.1.039.1A	001c	19	585.1.031.1A	021	13	612.4.008.1A	029	12
481.1.023.2AK	040	4	521.4.005.1A	036	3	552.1.040.1A	001c	11	586.1.044.1CJ	020	1	612.4.008.1A	030	15
481.1.023.2AZ	040	4	523.4.014.1A	028	8	552.1.045.2A	009	2	586.1.044.1CK	020	1	612.4.013.1B	030	13
482.1.077.2A	024	7	523.4.015.1A	028	9	552.1.111.1A	023	2	586.1.044.1CZ	020	1	612.4.014.1A	029	4
482.1.078.2A	024	12	525.1.004.3A	037	5	552.4.013.1A	015	32	590.1.112.1A	041	9	612.4.017.1A	029	10
486.1.056.2A	020	18	525.4.007.3A	037	3	552.4.020.1A	011	12	590.1.136.1A	041	24	613.4.020.1A	029	25
487.1.023.2A	040	5	526.4.003.1A	037	4	552.4.031.1A	025	4	590.1.141.1A	041	7	613.4.054.1A	030	12
492.4.029.1A	034	5	529.1.001.1A	027	26	552.4.037.1B	030	22	590.1.189.1A	001c	1	618.4.066.1A	029	23
492.4.076.1A	035	20	529.1.006.1A	037	13	552.4.133.1A	038	4	590.1.190.1A	001c	2	619.4.035.1A	030	8
494.1.118.1A	035	10	529.1.009.1A	037	19	556.1.013.2A	017	3	590.1.195.1A	038	8	624.4.043.1A	029	1
CATALOGUE No: ISSUED:	915.1.237.2A 12 - 06						CATALOGUE No: ISSUED:	915.1.237.2A 12 - 06						

CODE No.	Drwg.	POS. N.	CODE No.	Drwg.	POS. N.	CODE No.	Drwg.	POS. N.	CODE No.	Drwg.	POS. N.	CODE No.	Drwg.	POS. N.
625.4.004.1A	030	1	672.1.034.1A	015	25	702.4.069.1A	008	5	711.1.160.1A	005	13	716.1.022.1B	036	13
626.4.007.1A	029	2	676.2.062.1A	033	17	702.5.008.1A	010	20	711.1.160.1A	011	18	716.1.043.1B	041	17
626.4.009.1A	029	3	676.4.045.1A	033	16	702.5.008.1A	011	3	711.1.172.1A	007	7	716.1.056.1A	026	11
626.4.009.1A	031	3	684.1.026.1B	021	4	702.5.016.1A	004	14	712.1.013.2A	020	8	716.1.073.2A	008	13
626.4.013.1A	030	3	684.1.044.1A	023	27	702.5.019.1A	010	12	712.1.018.1A	035	8	716.1.099.1A	008	17
626.4.015.1A	031	4	685.1.006.1A	020	6	702.5.044.1A	003	29	712.1.034.1A	026	18	716.1.107.1B	023	29
626.4.035.1A	031	2	697.2.006.2B	039	14	702.5.045.1A	034	8	712.1.034.1A	030	26	716.1.119.1A	023	14
626.4.047.1A	029	20	698.1.033.1A	001c	15	702.5.051.1A	004	18	713.1.012.1B	004	31	72094.1616	010	10
630.4.033.1A	031	1	700.1.011.1B	022	6	703.1.013.1A	028	12	713.1.014.1E	003	11	72121.2106	006	4
631.4.004.1A	029	9	700.1.017.1E	035	9	703.1.019.1A	015	30	713.1.082.1A	023	24	723.1.003.1A	036	4
631.4.008.1A	029	21	700.1.031.1A	019	10	703.5.006.2A	008	18	713.1.137.1A	015	27	72450.6001	026	25
631.4.008.1A	030	2	700.1.036.1A	012	22	703.5.006.2A	013	1	713.1.140.1A	010	14	732.1.007.1A	039	2
631.4.008.1A	031	5	700.1.038.1C	025	7	70610.8120	004	11	713.1.157.1A	003	13	732.2.010.3A	039	17
631.4.014.1A	030	14	700.1.039.1A	033	2	710.1.001.1A	009	13	713.1.192.1A	030	23	73500.1440	012	11
632.1.031.1A	031	18	700.1.040.1A	007	12	710.1.002.1A	004	23	713.1.241.1A	005	24	73500.1542	002	15
650.4.008.2B	028	25	700.1.040.1A	014	25	710.1.025.1A	032	4	713.1.241.1A	014	29	73500.1747	015	26
651.1.001.2A	028	14	700.1.040.1A	015	23	710.1.069.1A	010	21	713.1.266.1A	003	15	73503.3380	010	18
652.4.006.1A	024	27	700.1.049.1A	026	9	710.1.070.1A	010	30	713.1.332.1A	024	3	73503.3380	011	2
654.2.003.2A	028	20	701.4.003.1A	012	19	710.1.085.1A	032	9	713.1.332.1A	037	8	737.4.021.1A	008	19
656.1.036.2A	028	26	701.4.005.1A	003	4	710.1.088.1A	032	18	713.1.365.1A	011	28	741.1.012.1A	018	22
658.4.002.1B	028	29	701.4.006.1A	032	3	710.1.107.1A	028	18	713.1.365.1A	012	24	741.1.013.1A	018	11
669.1.001.1E	014	18	701.4.007.1A	012	21	711.1.007.1A	006	6	714.1.027.1A	034	2	741.1.021.1A	027	14
669.1.001.1E	015	15	702.4.004.1A	028	6	711.1.067.1A	035	7	714.1.028.1A	034	9	741.1.022.1A	027	12
670.4.035.1A	018	13	702.4.013.1A	010	26	711.1.095.1A	010	32	714.1.041.1A	035	12	741.1.032.1A	030	38
671.1.022.1A	018	29	702.4.017.1A	004	20	711.1.126.1A	007	11	714.1.045.1B	034	15	741.4.002.1A	021	15
671.1.028.1A	018	21	702.4.020.1A	010	29	711.1.128.1A	010	38	715.1.004.1A	032	8	741.4.013.1B	041	13
672.1.029.1A	019	17	702.4.033.1A	010	9	711.1.130.1A	028	33	716.1.022.1B	021	16	741.4.024.1A	021	18
CATALOGUE No: ISSUED:	915.1.237.2A 12 - 06						CATALOGUE No: ISSUED:	915.1.237.2A 12 - 06						

INDEX

CODE No.	Drwg.	POS. N.	CODE No.	Drwg.	POS. N.	CODE No.	Drwg.	POS. N.	CODE No.	Drwg.	POS. N.	CODE No.	Drwg.	POS. N.	
741.4.038.1A	018	24	748.4.002.1A	024	17	750.5.005.1A	019	2	76400.0004	010	3	771.5.066.8B	012	5	
741.4.042.1A	016	3	748.4.024.1AB	035	4	75191.3380	010	25	76402.0002	003	17	771.5.066.8B	013	10	
741.4.043.1A	029	16	748.4.026.1C	018	12	75794.1542	010	17	766.1.059.1A	010	6	771.5.066.8B	014	11	
741.4.043.1A	030	7	748.4.033.1A	019	6	758.1.014.1A	036	14	766.4.017.2A	013	17	771.5.066.8B	015	13	
741.4.043.1A	031	14	748.4.033.1A	023	18	758.1.031.1A	011	26	766.4.018.1A	013	18	771.5.067.8B	002	28	
741.4.043.1A	041	21	748.4.035.1A	023	34	759.1.006.1A	019	15	76835.1134	002	10	771.5.067.8B	011	13	
741.4.057.1A	041	10	748.4.035.1A	033	7	759.1.008.1A	035	1	770.5.063.8B	039	11	771.5.067.8B	018	9	
741.4.058.1A	041	11	748.4.038.1A	025	6	759.1.009.1A	034	12	770.5.250.8B	010	15	771.5.069.8B	005	5	
741.4.063.1A	041	12	748.4.100.1AB	037	16	760.1.003.1B	021	11	771.1.015.1A	032	10	771.5.069.8B	009	10	
741.4.067.1A	016	6	749.4.002.1A	024	23	760.4.006.1B	020	5	771.1.016.1A	032	11	771.5.069.8B	011	6	
741.4.092.1A	038	9	749.4.004.1A	026	20	76266.2668	010	4	771.1.026.1A	005	2	771.5.069.8B	021	5	
741.4.093.1A	038	7	749.4.031.1A	024	8	764.1.001.1A	023	21	771.1.027.1A	005	3	771.5.069.8B	036	24	
741.4.137.1A	023	33	749.4.031.1A	037	9	764.1.002.1A	014	6	771.1.048.1A	017	2	771.5.071.8B	011	17	
74172.1008	006	10	749.4.031.1A	039	21	764.1.002.1A	015	21	771.5.037.8B	039	24	771.5.071.8B	012	23	
74172.1008	013	8	749.4.031.1A	040	9	764.1.003.1B	004	6	771.5.038.8B	039	13	771.5.071.8B	014	26	
74223.1045	021	12	749.5.001.1B	037	17	764.1.011.2A	026	16	771.5.040.8B	011	21	771.5.071.8B	022	5	
74224.0570	004	24	749.5.002.1A	018	19	764.1.011.2A	030	31	771.5.040.8B	018	28	771.5.071.8B	041	20	
74224.0570	006	7	750.1.002.1B	004	25	764.1.015.1B	024	4	771.5.040.8B	020	13	771.5.072.1B	018	2	
747.1.006.1B	032	17	750.1.007.1A	003	32	764.1.024.1A	023	23	771.5.042.8B	018	18	771.5.072.8B	005	23	
747.5.001.1AB	026	23	750.1.012.2A	006	3	764.1.029.1A	019	7	771.5.043.8B	004	4	771.5.072.8B	008	2	
747.5.003.1A	030	29	750.1.018.1C	035	2	764.1.029.1A	024	2	771.5.045.7E	020	14	771.5.072.8B	010	31	
747.5.007.1A	028	1	750.1.019.1B	034	13	764.1.029.1A	039	3	771.5.062.8B	020	10	771.5.073.8B	011	16	
748.1.014.1C	034	1	750.1.048.1A	017	10	764.1.029.1A	041	16	771.5.064.8B	011	5	771.5.073.8B	018	10	
748.1.036.1A	041	19	750.1.060.1B	024	9	764.1.071.1A	023	32	771.5.065.8B	004	28	771.5.076.8B	028	32	
748.1.039.1A	016	2	750.1.111.1B	032	12	764.1.084.1A	037	7	771.5.065.8B	008	3	771.5.078.8B	005	20	
748.1.040.1A	002	23	750.1.121.1A	012	3	764.1.090.1A	021	10	771.5.065.8B	037	24	771.5.078.8B	012	12	
748.1.050.1A	010	8	750.5.001.1B	036	17	764.1.090.1A	036	12	771.5.066.8B	011	24	771.5.079.8B	005	21	
CATALOGUE No: ISSUED:	915.1.237.2A 12 - 06						CATALOGUE No: ISSUED:	915.1.237.2A 12 - 06							

INDEX

CODE No.	Drwg.	POS. N.	CODE No.	Drwg.	POS. N.	CODE No.	Drwg.	POS. N.	CODE No.	Drwg.	POS. N.	CODE No.	Drwg.	POS. N.
771.5.080.8B	010	27	772.5.031.1B	030	16	779.1.092.1A	029	17	779.1.399.1A	034	4	788.1.076.1AB	011	22
771.5.123.8B	002	30	772.5.033.1A	023	26	779.1.092.1A	031	7	779.1.415.1A	029	29	790.1.017.1A	023	35
771.5.125.8C	030	18	772.5.033.1A	037	21	779.1.099.1B	028	2	779.1.445.1A	019	13	791.1.039.1A	020	20
771.5.129.8B	009	8	772.5.037.1AB	023	20	779.1.104.1A	039	8	779.1.475.1A	040	2	791.2.026.2A	007	5
771.5.136.8B	010	24	772.5.038.1A	023	25	779.1.104.1B	039	23	779.4.005.2A	017	4	799.1.025.1A	002	20
771.5.431.8B	029	6	773.5.065.8B	013	15	779.1.109.1A	006	2	779.4.075.1A	011	14	799.1.049.1A	002	1
771.5.665.8B	030	21	773.5.120.8B	035	14	779.1.133.1A	014	24	779.5.004.1A	020	12	799.1.051.2A	006	15
771.5.667.8B	026	22	774.5.006.1A	038	11	779.1.133.1A	015	33	779.5.004.1B	022	7	799.1.055.1A	009	30
771.5.667.8B	036	6	775.1.002.1A	024	19	779.1.151.1A	033	1	779.5.004.1B	030	17	799.1.061.3A	014	7
771.5.669.2B	029	24	775.1.003.1A	025	3	779.1.162.2A	009	27	779.5.012.1B	016	8	799.1.061.3A	015	9
771.5.669.2B	031	6	775.1.011.1B	030	39	779.1.198.2A	009	23	779.5.030.2A	013	4	799.1.158.1A	017	6
771.5.723.8B	026a	7	775.1.017.1A	040	7	779.1.203.2A	002	7	779.5.056.1A	028	17	799.1.166.1A	026	4
771.5.725.8B	028	22	775.1.020.1A	038	1	779.1.205.1AB	026	12	779.5.056.1A	036	18	799.1.181.1A	030	33
771.5.727.8B	023	28	775.1.022.1B	023	12	779.1.206.1AB	026	8	779.5.059.1A	029	19	799.2.077.2A	009	14
771.5.727.8B	028	7	775.1.031.1B	026	2	779.1.213.1A	024	13	779.5.059.1A	031	10	799.2.159.1A	017	7
771.5.735.8B	028	31	775.1.031.1B	026a	3	779.1.214.1C	025	2	780.1.007.1A	023	16	8000.56443	029	28
771.5.937.8B	032	7	775.1.035.1C	023	15	779.1.221.1B	024	28	780.1.018.1A	009	5	8000.56443	031	13
771.5.938.8B	032	5	775.1.036.1A	013	14	779.1.237.1A	030	32	780.2.047.1A	009	17	8000.66774	028	27
772.1.004.2B	033	13	775.5.013.1A	041	18	779.1.239.1B	019	8	780.5.001.1A	005	26	8000.78345	028	15
772.1.005.1B	035	19	777.5.019.7E	020	4	779.1.247.1B	023	31	786.1.064.1A	007	10	801.1.027.1A	016	4
772.1.010.3A	008	7	777.5.036.8B	039	18	779.1.303.1B	033	8	786.1.086.1A	007	6	808.1.046.1A	033	6
772.1.039.1A	018	7	777.5.049.8B	011	10	779.1.315.1A	030	41	787.1.008.1A	015	29	80A0.62649	023	22
772.1.047.1B	028	10	779.1.007.2A	006	9	779.1.335.1A	021	19	787.1.011.1A	022	10	80C0.05893	020	7
772.1.063.1A	021	17	779.1.026.2A	010	36	779.1.366.1AB	029	11	788.1.052.1A	005	7	80N0.21507	026a	6
772.1.063.1A	024	15	779.1.029.2A	010	37	779.1.366.1AB	030	9	788.1.054.2A	012	4	814.1.114.1A	001c	8
772.5.024.1A	040	8	779.1.039.1A	002	3	779.1.366.1AB	031	16	788.1.076.1A	011	22	814.1.179.1A	041	1
772.5.031.1B	028	28	779.1.088.1A	019	16	779.1.397.1A	031	19	788.1.076.1AA	011	22	814.1.180.1A	041	22
CATALOGUE No: 915.1.237.2A ISSUED: 12 - 06						CATALOGUE No: 915.1.237.2A ISSUED: 12 - 06								

INDEX

CODE No.	Drwg.	POS. N.	CODE No.	Drwg.	POS. N.	CODE No.	Drwg.	POS. N.	CODE No.	Drwg.	POS. N.	CODE No.	Drwg.	POS. N.
814.1.183.1A	041	4	826.1.012.1A	010	11	840.1.002.1A	14/15	19	840.1.029.1A	14/15	19	840.2.002.1B	014	17
814.4.010.1A	038	2	827.1.096.1B	039	15	840.1.003.1A	14/15	19	840.1.030.1A	14/15	19	840.2.002.1B	015	14
815.1.022.1A	010	35	827.1.097.1B	039	5	840.1.004.1A	14/15	19	840.1.031.1A	14/15	19	841.1.001.1C	022	8
815.1.022.1A	022	4	827.1.157.1A	041	15	840.1.005.1A	14/15	19	840.1.032.1A	14/15	19	841.1.002.2A	004	2
815.1.028.1A	009	21	827.1.191.4A	037	26	840.1.006.1A	14/15	19	840.1.033.1A	14/15	19	841.1.017.1A	036	19
818.2.009.1A	004	3	827.1.211.1A	024	26	840.1.007.1A	14/15	19	840.1.034.1A	14/15	19	848.4.026.1A	032	15
819.1.017.1C	034	11	827.1.301.1A	026a	5	840.1.008.1A	14/15	19	840.1.041.1B	14/15	17	848.4.027.1A	032	13
819.2.042.1A	035	13	827.1.378.1B	018	17	840.1.009.1A	14/15	19	840.1.042.1B	14/15	17	848.5.001.1A	026	21
821.1.001.1A	002	26	829.1.061.1C	031	9	840.1.010.1A	14/15	19	840.1.043.1B	14/15	17	848.5.002.1A	026	26
821.1.028.1D	020	11	829.1.099.1D	036	7	840.1.012.1A	14/15	19	840.1.044.1B	14/15	17	850.4.016.1A	039	4
821.1.054.1A	019	5	829.1.109.1B	022	1	840.1.014.1A	14/15	19	840.1.045.1B	14/15	17	850.4.082.1A	018	20
821.1.068.1B	026	6	829.1.132.1B	029	22	840.1.015.1A	14/15	19	840.1.046.1B	14/15	17	850.4.082.1A	024	22
821.1.068.1B	026a	8	829.1.136.1A	037	12	840.1.015.1A	14/15	19	840.1.047.1B	14/15	17	850.4.082.1A	040	3
821.1.070.1A	002	17	829.1.141.1C	029	27	840.1.016.1A	14/15	19	840.1.048.1B	14/15	17	851.1.001.1B	004	9
821.1.075.1A	021	9	829.1.235.1A	015	31	840.1.017.1A	14/15	19	840.1.049.1B	14/15	17	851.1.004.1A	003	31
821.1.096.1AB	030	35	829.1.236.1B	039	12	840.1.018.1A	14/15	19	840.1.050.1B	14/15	17	851.1.013.1A	008	11
821.1.103.1A	017	9	829.1.260.2A	017	8	840.1.019.1A	14/15	19	840.1.051.1B	14/15	17	851.1.019.1A	006	12
821.1.111.2A	014	15	829.1.283.1B	019	11	840.1.019.1A	14/15	19	840.1.052.1B	14/15	17	851.4.001.1A	004	5
821.1.111.2A	015	10	829.1.285.1A	019	12	840.1.020.1A	14/15	19	840.1.053.1B	14/15	17	852.1.001.1B	033	15
821.1.170.1A	026	15	830.1.144.1A	011	20	840.1.021.1A	14/15	19	840.1.054.1B	14/15	17	852.1.002.1B	033	15
821.1.170.1A	030	37	830.1.194.1A	036	8	840.1.022.1A	14/15	19	840.1.055.1B	14/15	17	852.1.003.1B	033	15
824.1.067.1B	026	7	830.1.195.1A	036	20	840.1.023.1A	14/15	19	840.1.056.1B	14/15	17	852.1.005.1A	002	14
824.1.068.1A	026	28	830.1.207.1B	020	19	840.1.024.1A	14/15	19	840.1.057.1B	14/15	17	852.1.008.1A	005	10
824.1.069.1A	026a	12	830.1.229.2B	019	9	840.1.025.1A	14/15	19	840.1.058.1B	14/15	17	852.1.053.2A	002	2
824.1.070.1A	026a	9	830.1.292.2A	041	14	840.1.026.1A	14/15	19	840.1.059.1B	14/15	17	852.1.055.1A	035	3
825.1.033.1A	035	17	832.1.003.1C	033	14	840.1.027.1A	14/15	19	840.2.001.1A	014	19	852.1.057.1A	034	14
826.1.009.1A	002	33	840.1.001.1A	14/15	19	840.1.028.1A	14/15	19	840.2.001.1A	015	16	852.1.058.2A	035	6
CATALOGUE No: ISSUED:	915.1.237.2A 12 - 06						CATALOGUE No: ISSUED:	915.1.237.2A 12 - 06						

CODE No.	Drwg.	POS. N.	CODE No.	Drwg.	POS. N.	CODE No.	Drwg.	POS. N.	CODE No.	Drwg.	POS. N.	CODE No.	Drwg.	POS. N.
852.1.065.1B	026	10	852.1.176.1A	005	22	852.5.030.1A	018	25	875.1.065.1A	001c	3	884.5.035.1A	005	11
852.1.071.1A	030	36	852.1.176.1A	014	28	853.1.002.1A	009	9	876.1.066.1A	021	14	884.5.036.1A	009	25
852.1.072.1A	023	30	852.1.195.1A	005	17	853.1.003.1A	011	27	876.1.082.1A	021	1	884.5.036.1A	012	7
852.1.094.1A	002	19	852.1.195.1A	009	28	853.1.004.1A	009	11	877.1.049.1A	031	15	886.1.013.1A	041	2
852.1.103.1A	028	4	852.1.197.1A	013	13	853.5.006.1A	030	19	877.1.069.1A	029	13	886.4.028.1A	015	28
852.1.104.1A	006	11	852.1.203.1A	030	20	853.5.008.1A	039	10	877.1.092.1A	030	6	886.4.033.1A	011	23
852.1.104.1B	006	11	852.1.214.1A	017	11	853.5.009.1A	012	2	877.2.002.1A	021	7	886.4.035.1A	011	8
852.1.104.1C	006	11	852.5.001.1C	037	18	853.5.010.1A	019	1	881.1.010.1C	012	18	886.4.037.1A	009	4
852.1.104.1D	006	11	852.5.005.1A	009	18	855.5.001.1B	018	30	881.1.012.1A	002	32	886.4.042.1A	038	5
852.1.104.1E	006	11	852.5.009.1A	023	13	856.1.001.1A	003	6	881.1.023.1A	014	27	886.4.043.1A	004	27
852.1.104.1F	006	11	852.5.019.1A	020	17	856.1.031.1A	003	16	881.1.035.1A	036	21	886.4.049.1A	038	6
852.1.104.1G	006	11	852.5.023.1A	014	23	856.1.042.1A	024	5	881.1.042.1A	019	18	886.4.060.1A	013	11
852.1.104.1H	006	11	852.5.023.1A	015	22	856.1.062.2A	008	16	881.1.051.1A	005	25	886.4.118.1A	004	26
852.1.104.1I	006	11	852.5.024.1A	002	5	856.1.064.2A	010	7	881.2.001.1A	004	19	886.5.003.1A	035	16
852.1.104.1J	006	11	852.5.024.1A	005	14	856.1.071.1A	012	9	882.1.003.1A	008	14	88700.5644	001	31
852.1.104.1K	006	11	852.5.024.1A	009	3	856.1.074.2A	013	20	882.1.006.1A	002	16	88700.5665	001	27
852.1.104.1L	006	11	852.5.024.1A	023	17	860.1.004.1A	010	23	882.1.012.1A	012	15	88700.5749	001	20
852.1.104.1M	006	11	852.5.024.1A	029	8	861.5.003.1A	028	30	884.1.005.1A	027	25	88713.0123	001	5
852.1.104.1N	006	11	852.5.024.1A	030	10	863.1.001.1D	035	11	884.4.007.1A	033	4	88713.0137	001	11
852.1.120.1A	009	7	852.5.024.1A	031	17	863.1.002.1A	012	14	884.4.011.1A	007	2	88713.0262	001	29
852.1.151.1A	026	19	852.5.026.1A	010	19	866.1.040.1A	020	3	884.4.042.1A	009	24	88713.0844	001	33
852.1.151.1A	030	28	852.5.027.1A	030	42	872.1.026.1A	024	18	884.5.003.1A	026	5	88713.0874	001	6
852.1.157.1A	033	18	852.5.028.1A	011	25	872.1.046.1A	032	19	884.5.003.1A	026a	1	88713.0875	001	8
852.1.159.1A	035	15	852.5.028.1A	022	3	873.1.039.1A	009	6	884.5.004.1A	035	18	88713.0879	001	7
852.1.172.1A	002	29	852.5.028.1A	036	23	875.1.038.2A	032	16	884.5.016.1A	030	34	88713.1038	001a	7
852.1.173.1A	013	2	852.5.029.1A	021	8	875.1.052.1A	022	2	884.5.034.1A	002	22	88713.1040	001a	5
852.1.174.1A	002	31	852.5.029.1A	039	22	875.1.053.1A	022	11	884.5.034.1A	008	6	88713.1058	001a	8
CATALOGUE No: ISSUED:	915.1.237.2A 12 - 06						CATALOGUE No: ISSUED:	915.1.237.2A 12 - 06						

INDEX

CODE No.	Drwg.	POS. N.	CODE No.	Drwg.	POS. N.	CODE No.	Drwg.	POS. N.	CODE No.	Drwg.	POS. N.	CODE No.	Drwg.	POS. N.
88713.1062	001a	9	88765.1058	001	13	93785.1830	010	16	97900.0229	001b	13			
88713.1071	001a	4	88765.1086	001	22	93823.0128	004	32	97900.0230	001c	20			
88713.1072	001a	6	88765.1126C	001c	24	93823.2018	004	30	97900.0231	001c	17			
88713.1073	001a	10	88765.1126T	001c	16	93823.3156	010	34	97900.0232	001b	16			
88713.1078	001	12	88765.1126V	001b	14	93827.0114	005	12	98112.0002	001	4			
88713.1079	001	14	88765.1297	001	23	93827.0114	009	22						
88713.1091	001	21	88765.1298	001	18	93827.0114	010	28						
88713.1096	001a	1	88765.1371	001b	3	94247.0014	005	19						
88713.1213	001a	3	88765.1374	001b	4	94247.0014	010	5						
88713.1215	001	34	893.2.013.1A	005	15	94247.0014	011	15						
88713.1429	001	9	893.4.005.1A	030	5	97900.0002	001b	2						
88713.1749	001	24	893.4.005.1A	031	11	97900.0003	001c	23						
88713.1994	001	25	894.2.009.1A	009	19	97900.0211	001b	7						
88713.2011	001	17	895.4.001.2A	020	15	97900.0215	001b	1						
88713.2036	001	19	8A00.69056	027	13	97900.0216	001b	5						
88713.2092	001	28	913.7.110.1A	039	9	97900.0217	001b	15						
88713.2103	001	3	930.1.004.1A	028	5	97900.0218	001c	18						
88713.2133	001	26	930.1.005.1A	027	19	97900.0219	001b	10						
88713.2282	001	30	930.4.022.1A	010	13	97900.0220	001c	21						
88713.2355	001	1	930.4.023.1A	003	14	97900.0221	001c	22						
88713.2362	001	32	930.4.034.1A	005	18	97900.0222	001b	9						
88713.2669	001	35	930.4.035.1A	004	16	97900.0223	001b	11						
88713.2676	001	2	930.4.049.1A	003	30	97900.0224	001b	6						
88765.0999	001	16	930.4.061.1A	013	7	97900.0225	001b	8						
88765.1000	001	15	930.4.091.1A	005	9	97900.0226	001b	12						
88765.1005	001	15	93781.1824	032	2	97900.0227	001c	7						
88765.1006	001	15	93783.1524	011	11	97900.0228	001c	12						