



Spare parts catalogue 1000 DS **U.S.A.**

***DUCATI*** *MULTISTRADA*




<b>DUCATI</b> MOTOR HOLDING 	<b>MULTISTRADA</b> 1000 DS	M.Y. '04	<b>U.S.A.</b>
Spare Parts Department	P.N. 91511882B	Aprile - April '04	Edizione - Edition 01


  

<b>DUCATI</b> MOTOR HOLDING 	<b>MULTISTRADA</b> 1000 DS	M.Y. '04	<b>U.S.A.</b>
Spare Parts Department	P.N. 91511882B	Aprile - April '04	Edizione - Edition 01

<b>DUCATI</b> MOTOR HOLDING 	<b>MULTISTRADA</b> 1000 DS	M.Y. '04	<b>U.S.A.</b>
Spare Parts Department	P.N. 91511882B	Aprile - April '04	Edizione - Edition 01

<b>DUCATI</b> MOTOR HOLDING 	<b>MULTISTRADA</b> 1000 DS	M.Y. '04	<b>U.S.A.</b>
Spare Parts Department	P.N. 91511882B	Aprile - April '04	Edizione - Edition 01



## GENERAL INFORMATION

The present spare parts order exactly the right spare parts

When ordering specify:

1) the part's code number followed by its description; quantity needed;

2) the motorcycle's serial number, stamped on the steering head.

Reference to right and left apply to the vehicle in terms of its direction of movement.

Spare parts drawings are general and do not represent the part.

The contents of this catalogue are general and can undergo changes without prior notice.

## VALIDITY

f.m.	Until V.I.N.
d.m.	From V.I.N.
f.m.m.	Up to engine number
d.m.m.	From engine number

## LIST

CAL	California
CND	Canada

*Ducati Motor Holding S.p.A.  
Commercial and Administration Office:  
Via A. Cavalieri Ducati n. 3  
40132 Bologna, Italy  
Telefono 051 6413111  
Fax 051 406580  
Internet [www.ducati.com](http://www.ducati.com)*

CATALOGUE No: 915.1.188.2B  
ISSUED: 04 - 04

CATALOGUE No: 915.1.188.2B  
ISSUED: 04 - 04

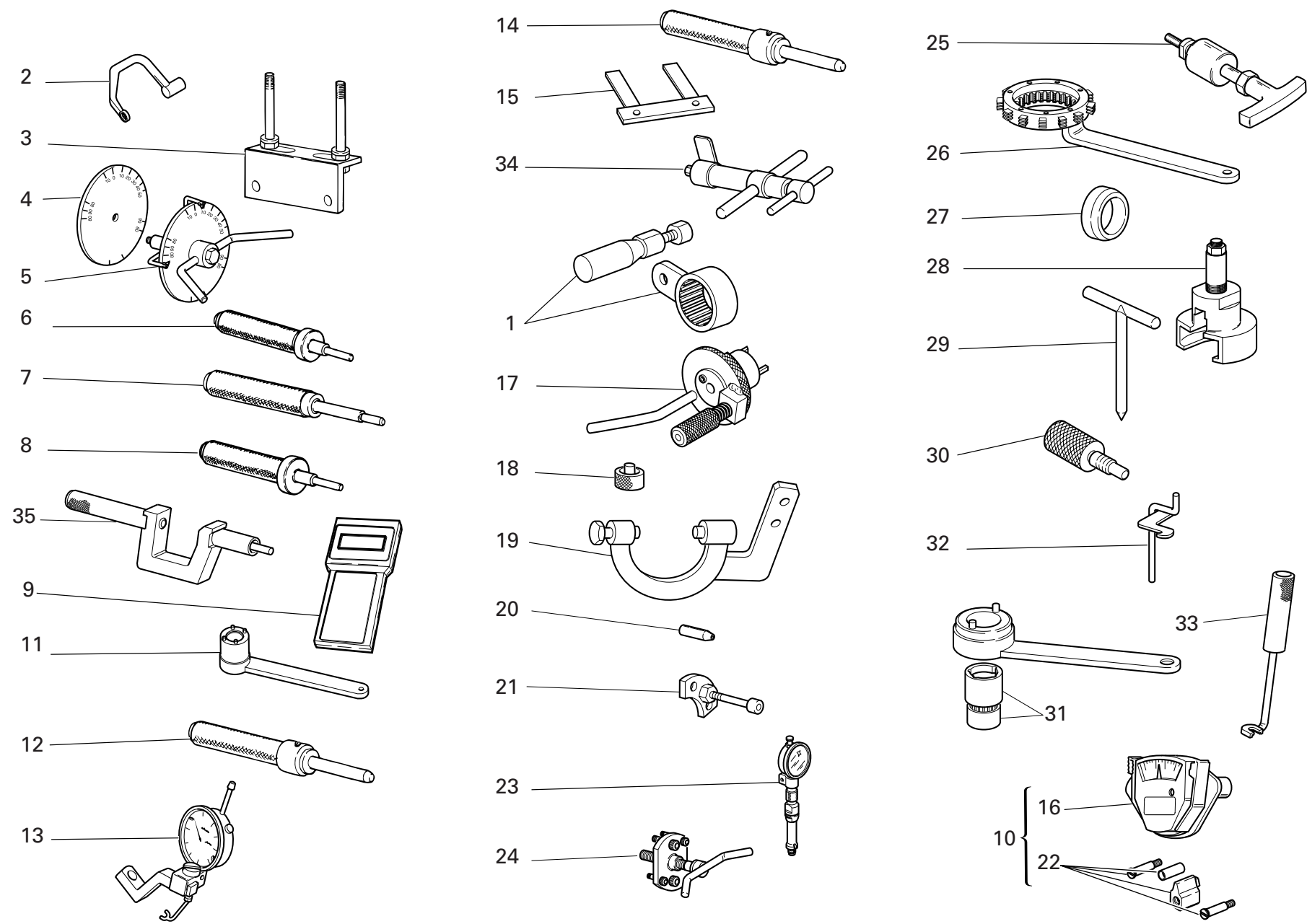


Paint	Code
-------	------


"Rosso Anniversary DUCATI"	(PPG) F_473.101
"Grigio Scuro Metallizzato"	(PPG) *0025
"Grigio Chiaro Metallizzato"	(PPG) *0026
"Nero Lucido DUCATI"	(PPG) 248.514

page	CONTENTS
4	001 WORKSHOP SPECIAL TOOLS
6	001a WORKSHOP SPECIAL TOOLS
8	001b DIAGNOSIS TESTER MATHESIS
10	001c WORKSHOP SPECIAL TOOLS
12	002 GEARCHANGE
14	003 GEAR-BOX
16	004 CLUTCH
18	005 CLUTCH COVER
20	006 CRANKSHAFT
22	007 CYLINDERS - PISTONS
24	008 TIMING
26	009 FILTERS AND OIL PUMP
28	010 HALF CRANKCASES
30	011 ALTERNATOR COVER
32	012 ELECTRIC STARTER AND IGNITION
34	013 HEAD : TIMING
36	014 VERTICAL HEAD
38	015 HORIZONTAL HEAD
40	016 INLET DICT
42	017 EXHAUST SYSTEM
44	018 STANDS
46	019 ELECTRIC SYSTEM
48	019a FRONT WIRING
50	020 BATTERY BOX MOUNT
52	021 FRONT HEAD-LIGHT AND INSTRUMENT PANEL
54	022 PLATE HOLDER - REAR LIGHT
56	023 FRONT FORK
58	024 FRONT AND REAR WHEELS
60	025 REAR WHEEL PIN
62	026 HANDLEBAR AND CONTROLS
64	027 CLUTCH CONTROL
66	028 FRONT BRAKE
68	029 REAR HYDRAULIC BRAKE
70	030 FRAME
72	031 R.H. FOOT RESTS
74	031a L.H. FOOT RESTS
76	032 REAR FORK
78	033 REAR SUSPENSION
80	034 AIR INDUCTIO AND OIL VENT
82	035 OIL COOLER
84	036 FUEL TANK
86	037 FUEL SYSTEM
88	038 SEAT
90	039 HEADLIGHT FAIRING
92	039a FAIRING
96	040 FUEL INFEED
98	041 MARKING PLATES

DRAWING 001 WORKSHOP SPECIAL TOOLS

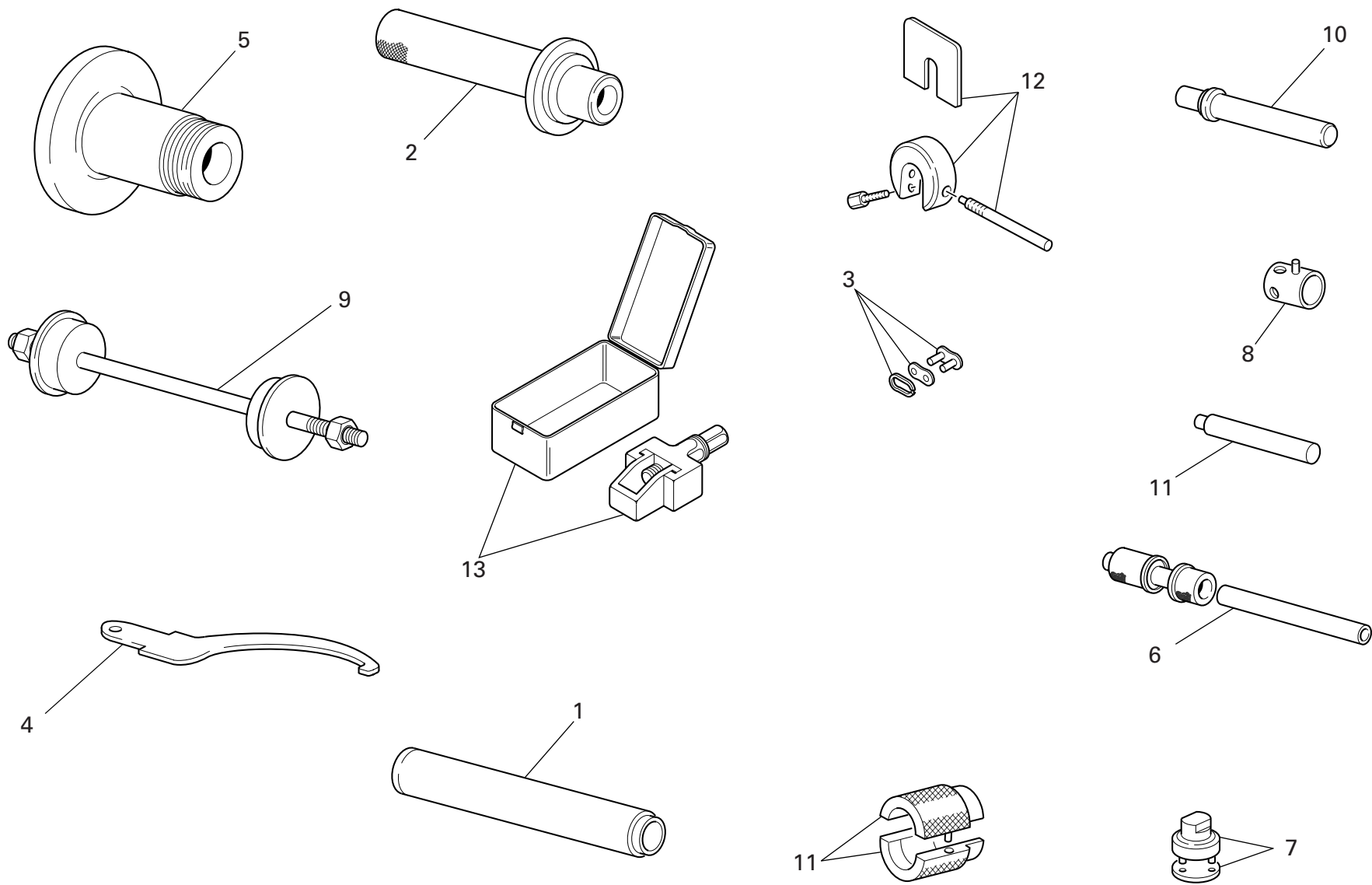




NOTES NO.	CODE NO.	DESCRIPTION	VALIDITY	Q.TY 
1	88713.2355	Wrench for holding timing belt rollers ring nuts		1
2	88713.2096	Head nuts holder wrench		1
3	88713.2103	Head mounting base		1
4	98112.0002	Degree wheel		1
5	88713.0123	Degree wheel holder tool for ignition advance check		1
6	88713.0874	Exhaust valve guide punch tool		1
7	88713.0879	Punch tool to extract valve guide		1
8	88713.0875	Intake valve guide punch tool		1
9	88765.1375AF	Check intrument		1
GB	9	88765.1375BF	Check intrument	1
D	9	88765.1375CF	Check intrument	1
F	9	88765.1375DF	Check intrument	1
E	9	88765.1375EF	Check intrument	1
10	051.2.001.1A	Torque wrench for timing belt		1
11	88713.0137	Crankshaft gear holder wrench for tightening nut		1
12	88713.1078	Punch tool for driving exhaust valve seat		1
13	88765.1058	Valve lift gauge		1
14	88713.1079	Punch tool for driving intake valve seat		1
15	88765.1000	Fork feeler gauge 0.1 mm		1
15	88765.1005	Fork feeler gauge 0,2 mm		1
15	88765.1006	Fork feeler gauge 0.3 mm		1
16	88765.0999	Timing belt control gauge		1
17	88713.2011	Tool to hold crankshaft in TDC position		1
18	88765.1298	Spacer for checking lower valve shim		1
19	88713.2036	Flywheel Wrench		1

NOTES NO.	CODE NO.	DESCRIPTION	VALIDITY	Q.TY 
20	88700.5749	Crankcases assembling cap		1
21	88713.1091	Plate for positioning gear engagement fork		1
22	88765.1086	Conversion kit for 2V belts tensioning tool		1
23	88765.1297	T.D.C. control gauge		1
24	88713.1749	Drive roller puller		1
25	88713.1994	Rocker shaft extractor		1
26	88713.2133	Wrench to hold cluch housing drum steady		1
27	88700.5665	Sleeve for installing clutch bell gear		1
28	88713.2092	Extractor for primary drive gear		1
29	88713.0262	Pin for assembling rocker arms		1
30	88713.2282	Belt roller timing of two-valva head		1
31	88700.5644	Wrench for camshaft pulley ring nut adjustment		1
32	88713.2362	Tool for assembling closing rocker and spring		1
33	88713.0844	Half-rings mounting punch tool		1
34	88713.1215	Torque wrench for timing belt		1
35	88713.1429	Tool to drive valve seal ring ø7		1


DRAWING 001a WORKSHOP SPECIAL TOOLS



DRAWING

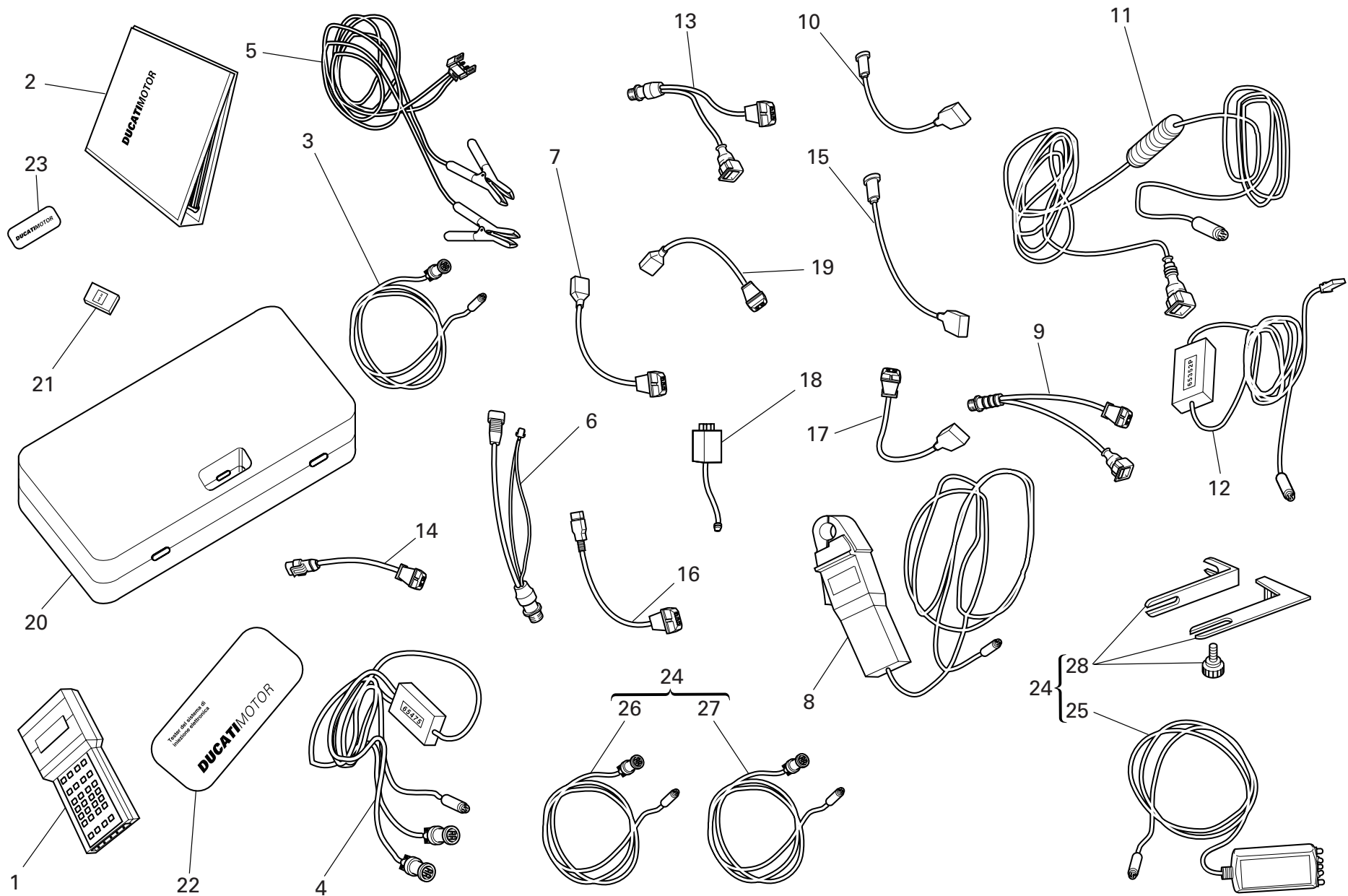
001a

WORKSHOP SPECIAL TOOLS


NOTES NO.	CODE NO.	DESCRIPTION	VALIDITY	Q.TY	
1	88713.1072	Stopper for driving the half bearing of the steering head base		1	
2	88713.1068	Stopper for assembling the rear fork roller bearings		1	
3	677.4.002.1A	Coupling		1	
4	88713.1038	Wrench for adjusting the eccentric hub		1	
5	88713.1073	Tool for balancing rear wheel		1	
6	88713.2409	Tool for assembling the swingarm ball bearings		1	
7	88713.1058	Wrench for assembling the steering head cap		1	
8	8000.70139	Wrench for front wheel spindle		1	
9	88713.1062	Tool for assembling the steering head bearings		1	
10	88713.1071	Stopper for assembling the rocker needle bearings		1	
11	88713.1096	Tool for overhauling SHOWA forks - assembling seal ring		1	
12	88713.0957	Tool for holding SHOWA fork spacer		1	
13	88713.1344	Tool for assembling chain		1	


NOTES NO.	CODE NO.	DESCRIPTION	VALIDITY	Q.TY	
-----------	----------	-------------	----------	------	-------------------------------------------------------------------------------------

DRAWING 001b DIAGNOSIS TESTER MATHESIS

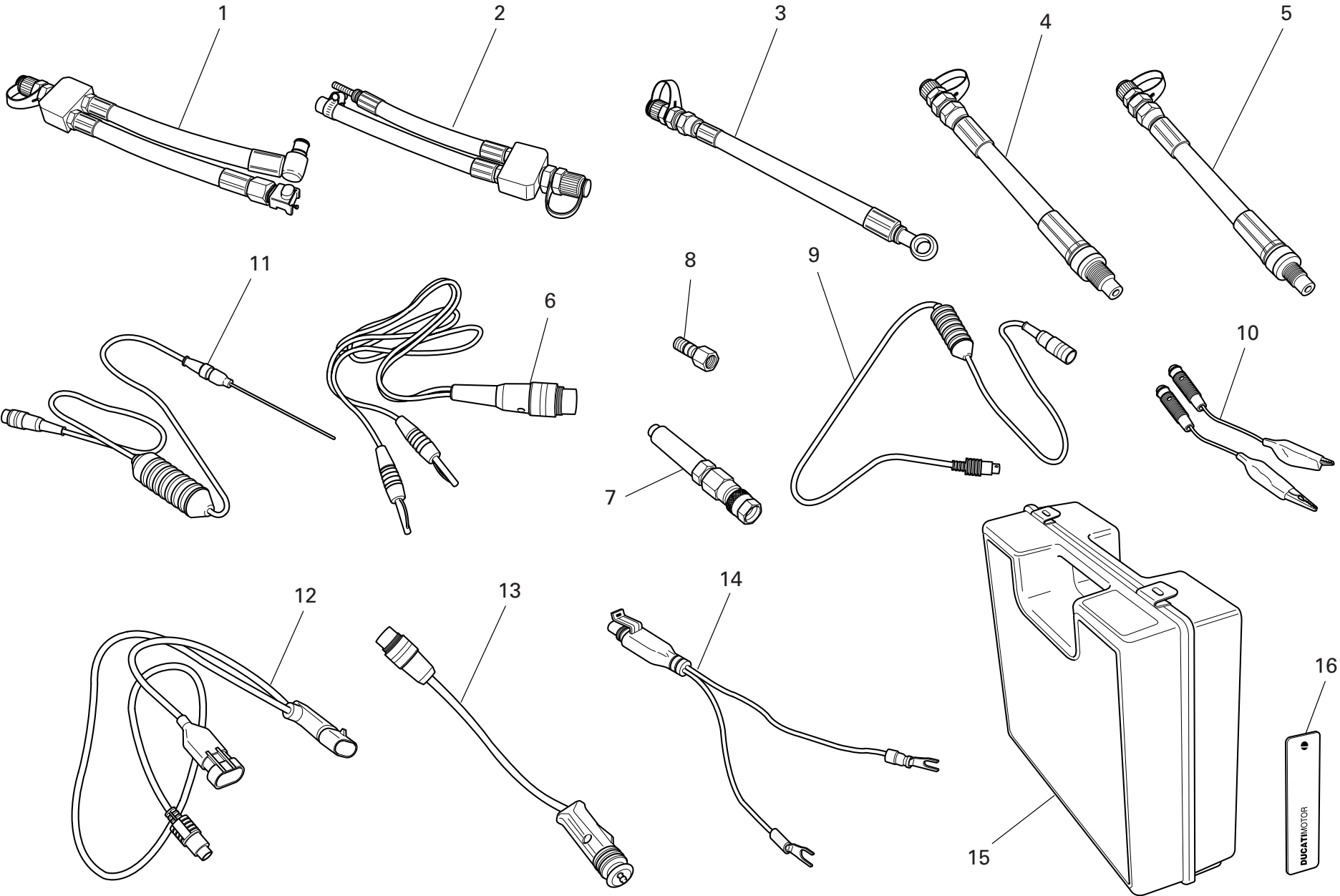


DRAWING 001b DIAGNOSIS TESTER MATHESIS


NOTES NO.	CODE NO.	DESCRIPTION	VALIDITY	Q.TY 
1	88765.1126Z	Bare Mathesis		1
2	914.7.023.1A	Italian manual		1
2	914.7.023.1B	English manual		1
2	914.7.023.1C	German manual		1
2	914.7.023.1D	Franch manual		1
2	914.7.023.1E	Spanish manual		1
3	88765.1126R	Main cable Mathesis		1
4	88765.1126A	Pickup Control cable		1
5	88765.1126Q	Battery mains cable		1
6	88765.1126	Mains cable adapter for self diagnosis		1
7	88765.1126N	Sensor for absolute pressure sampling		1
8	88765.1126V	Amperometer plier		1
9	88765.1126E	Adapter for 3 wires Pickup test cable		1
10	88765.1126P	Sensor for air temperature sampling		1
11	88765.1126C	Cable for potentiometer adjustment		1
12	88765.1126B	Test cable and speed indicator adjustment		1
13	88765.1126F	Adapter for 2 wires Pickup test cable		1
14	88765.1126D	Adapter for potentiometer adjustment		1
15	552.4.028.1A	Sensor for small throttle potentiometer sampling		1
16	88765.1126H	Sensor for throttle potentiomer sampling		1
17	88765.1126G	Sensor for air/water temperature sampling		1
18	88765.1126M	Sfety remote switch		1
19	88765.1126L	2 Wires sampling Pickup sensor		1
20	88765.1126U	Case with sponge		1
21	88765.1073	Memory card reader		1
21	88765.1074	English memory card		1

NOTES NO.	CODE NO.	DESCRIPTION	VALIDITY	Q.TY 
21	88765.1075	German memory card		1
21	88765.1076	French memory card		1
21	88765.1077	Spanish memory card		1
22	88765.1126S	DUCATI sticker for case		1
23	88765.1126T	DUCATI sticker RH/LH side		1
24	88765.1369A	Belt tensioning kit		1
GB 24	88765.1369B	Belt tensioning kit		1
D 24	88765.1369C	Belt tensioning kit		1
F 24	88765.1369D	Belt tensioning kit		1
E 24	88765.1369E	Belt tensioning kit		1
25	88765.1371	Sensor		1
26	88765.1372	Main cable		1
27	88765.1373	Cable extension		1
28	88765.1374	Bracket		1

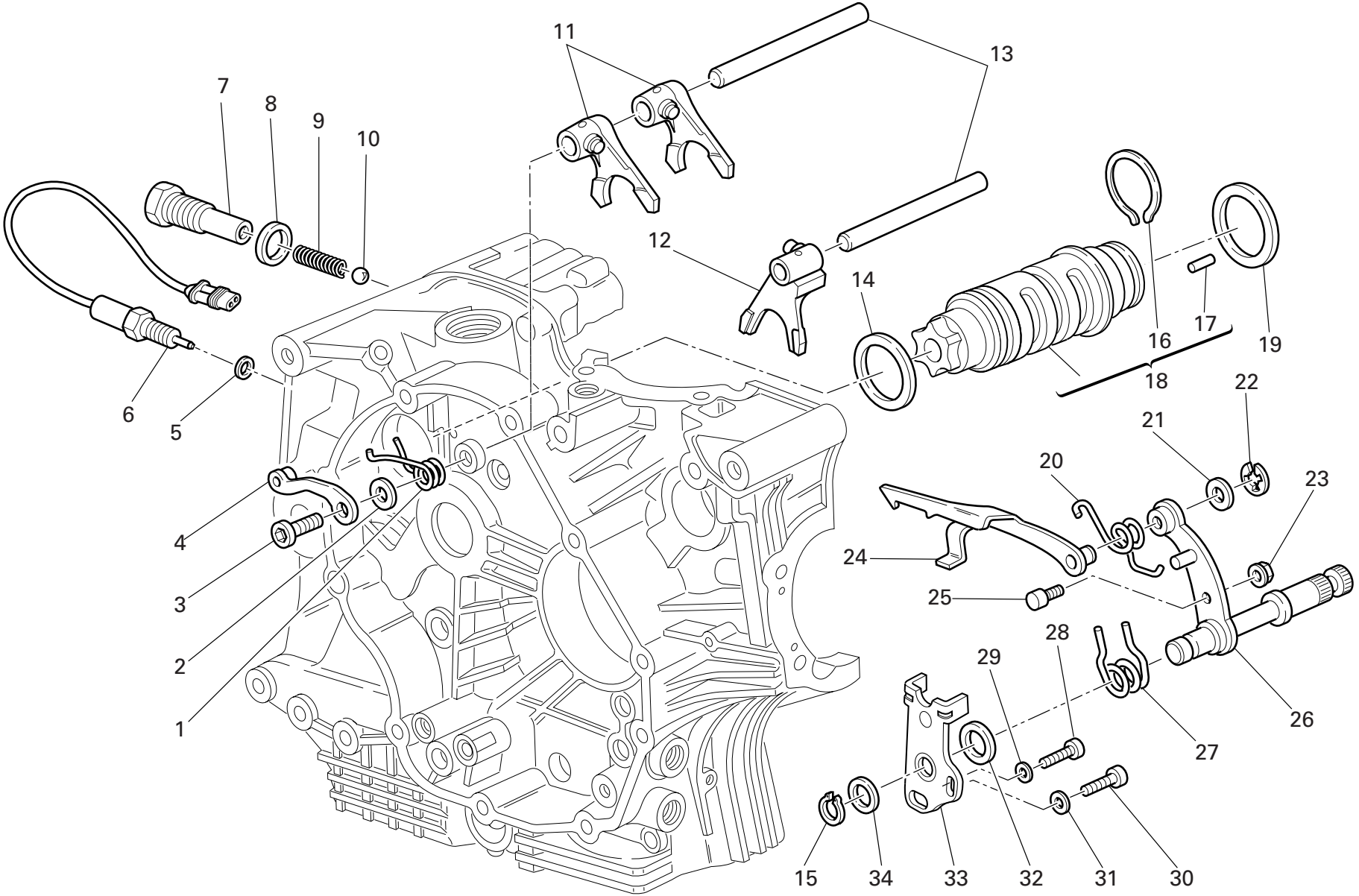
DRAWING 001c WORKSHOP SPECIAL TOOLS



DRAWING 001c WORKSHOP SPECIAL TOOLS

NOTES NO.	CODE NO.	DESCRIPTION	VALIDITY	Q.TY 
	0	88765.1241	Check instrument	1
GB	0	88765.1242	Check instrument	1
D	0	88765.1243	Check instrument	1
F	0	88765.1244	Check instrument	1
E	0	88765.1245	Check instrument	1
	1	590.1.189.1A	Fuel pressure line HS.	1
	2	590.1.190.1A	Fuel pressure line ST/SS/M.	1
	3	875.1.065.1A	Oil pressure line	1
	4	552.1.037.1A	Fitting - cylinder compression M12	1
	5	552.1.038.1A	Fitting - cylinder compression M10	1
	6	514.1.037.1A	Cable Volt PF DUC 21	1
	7	552.1.039.1A	Pressure sensor	1
	8	814.1.114.1A	Oil pressure fitting	1
	9	514.1.032.1A	Cable for supplementary tests	1
	10	514.1.035.1A	Red clamp cable	1
	10	514.1.036.1A	Black clamp cable	1
	11	552.1.040.1A	Temperature probe	1
	12	514.1.034.1A	Main cable PF A621	1
	13	514.1.033.1A	Electric lighter connection adapter (ST)	1
	14	514.1.038.1A	Battery connection adapter	1
	15	698.1.033.1A	Red case with sponge rubber	1
	16	88765.1126T	DUCATI sticker RH/LH side	2

NOTES NO.	CODE NO.	DESCRIPTION	VALIDITY	Q.TY 
-----------	----------	-------------	----------	------------------------------------------------------------------------------------------






DRAWING 002 GEARCHANGE

NOTES NO.	CODE NO.	DESCRIPTION	VALIDITY	Q.TY 
1	799.1.049.1A	Return spring		1
2	852.1.053.2A	Washer		1
3	779.1.039.1A	Special screw		1
4	455.2.003.1A	Gear stopper assembly		1
5	420.2.001.0A	Gasket th.1		1
6	539.1.021.1A	Switch		1
7	779.1.203.2A	Push rod holder		1
8	0272.91.090	Gasket		1
9	0660.13.143	Gear selector spring		1
10	76835.1134	Ball		1
11	180.1.001.1A	1st,4th-2nd,3rd gear selector fork		2
12	180.1.002.1A	5th,6th gear selector fork		1
13	0660.13.070	Fork pin		2
14	852.1.005.1A	Shim th. 1		1
15	73500.1542	Circlip		1
16	882.1.006.1A	Needle retaining ring (square cross-section)		1
17	821.1.070.1A	Pin		6
18	182.2.018.1A	Complete gearbox drum		1
19	0660.13.060	Shim th. 1		1
19	852.1.094.1A	Shim th. 0.9		1
20	799.1.025.1A	Fork return spring		1
21	0400.09.050	Shim th. 0.5		1
21	0765.92.205	Shim th. 0.2		2
22	884.5.034.1A	Ring		1
23	748.1.040.1A	Nut		1
24	180.1.008.1A	Gearbox drum control fork		1
25	0660.13.165	Gearchange lever pin		1

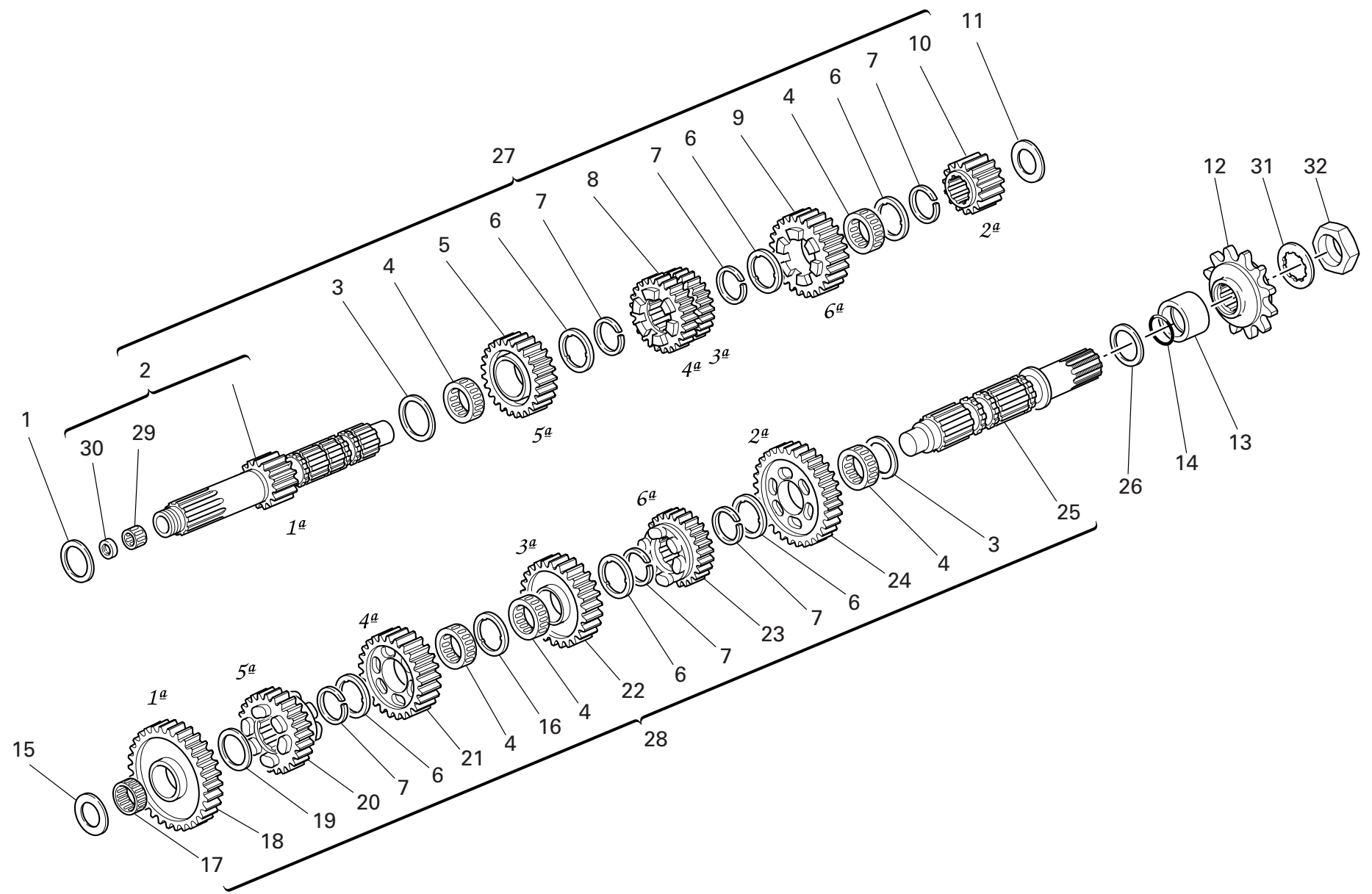
CATALOGUE No: 915.1.188.2B  
ISSUED: 04 - 04

NOTES NO.	CODE NO.	DESCRIPTION	VALIDITY	Q.TY 
26	821.1.001.1A	Pin with gearchange lever		1
27	0799.13.110	Gearchange lever return spring		1
28	771.5.067.8B	Screw		1
29	852.1.172.1A	Washer		1
30	771.5.123.8B	Screw		1
31	852.1.174.1A	Washer		1
32	881.1.012.1A	Centering ring		1
33	826.1.009.1A	Stopper plate		1
34	0400.29.125	Shim th. 0.2		2
34	0400.29.126	Shim th. 0.5		1

CATALOGUE No: 915.1.188.2B  
ISSUED: 04 - 04

DRAWING 003

GEAR-BOX




DRAWING 003

GEAR-BOX

NOTES NO.	CODE NO.	DESCRIPTION	VALIDITY	Q.TY 
1	0251.47.050	Shim th. 1		1
1	0251.47.054	Shim th. 1.2		1
1	852.1.108.1AH	Shim th. 0.9		1
1	852.1.108.1AL	Shim th. 1,1		1
1	852.1.108.1AN	Shim th. 1,3		1
2	150.2.006.1B	Gearbox main shaft		1
3	0670.16.150	Shim th. 0.5		2
4	701.4.005.1A	Needle bearing		5
5	172.1.004.1A	Driving gear 5th sp.		1
6	856.1.001.1A	Grooved washer th. 0.5		6
7	0670.16.145	Snap ring		6
8	172.1.003.1A	Driving gear 3rd/4th sp.		1
9	172.1.005.1A	Driving gear 6th sp.		1
10	172.1.002.1B	Driving gear 2nd sp.		1
11	0670.16.163	Shim th. 1.8		1
11	0670.16.164	Shim th. 2		1
11	713.1.014.1A	Shim th. 1.5		1
11	713.1.014.1B	Shim th. 1.7		1
11	713.1.014.1E	Shim th. 1.6		1
11	713.1.014.1F	Shim th. 1.9		1
12	449.1.045.1A	Front sprocket w/rubber protection Z=15		1
13	713.1.157.1A	Spacer		1
14	930.4.023.1A	O-ring		1
15	0670.16.164	Shim th. 2		1
15	0670.16.165	Shim th. 2.2		1
15	0670.16.184	Shim th. 1		1
15	0670.16.185	Shim th. 1.2		1

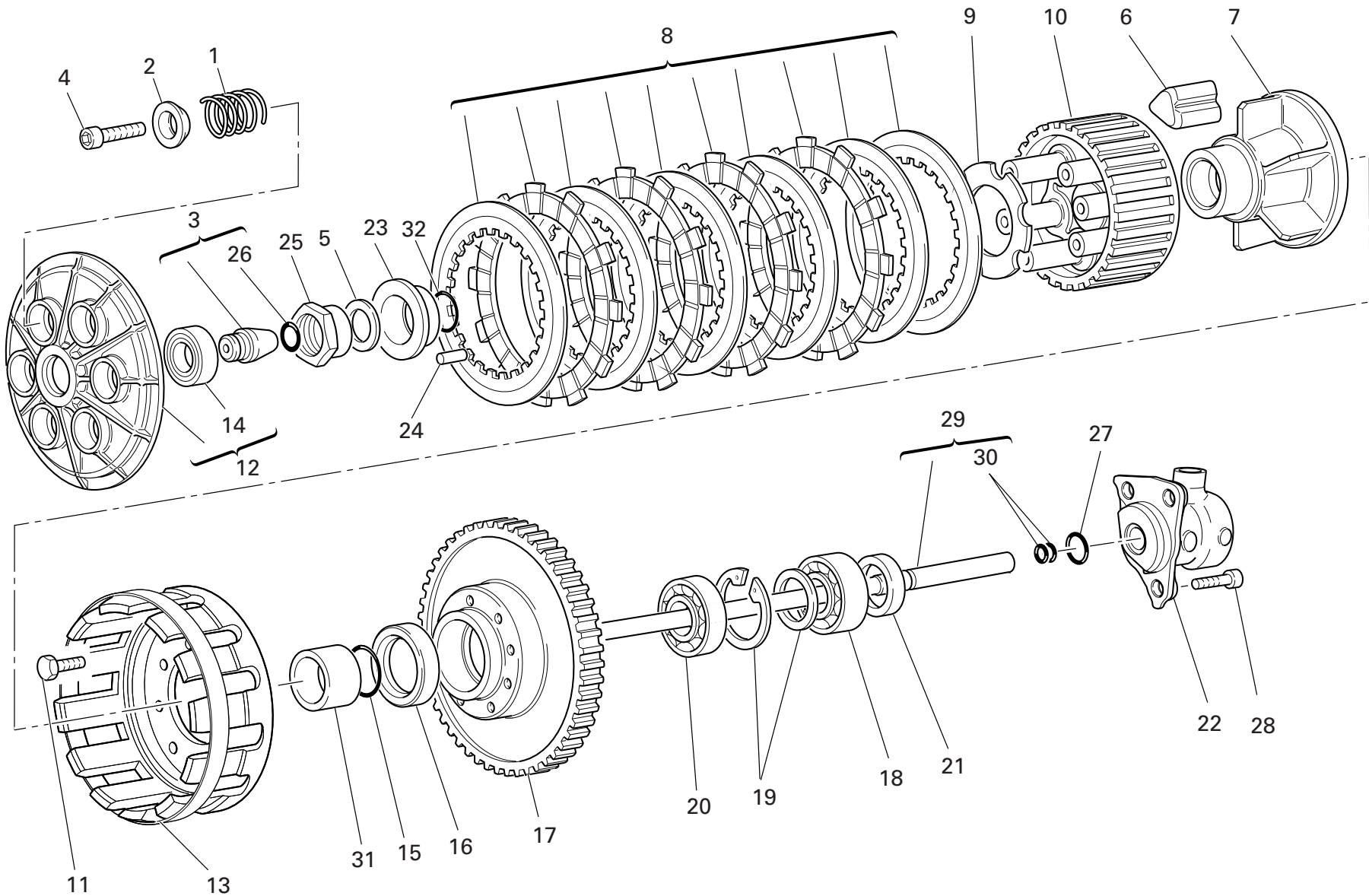
CATALOGUE No: 915.1.188.2B  
ISSUED: 04 - 04

NOTES NO.	CODE NO.	DESCRIPTION	VALIDITY	Q.TY 
15	713.1.011.1A	Shim th. 2.3		1
15	713.1.014.1A	Shim th. 1.5		1
15	713.1.014.1E	Shim th. 1.6		1
16	856.1.031.1A	Grooved washer th. 0.5		1
17	76402.0002	Needle bearing		1
18	172.1.006.1B	Driven gear 1st sp.		1
19	0670.16.155	Shim th. 1		1
20	172.1.010.1A	Driven gear 5th sp.		1
21	172.1.009.1A	Driven gear 4th sp.		1
22	172.1.008.1A	Driven gear 3rd sp.		1
23	172.1.011.1A	Driven gear 6th sp.		1
24	172.1.007.1B	Driven gear 2nd sp.		1
25	149.1.032.3A	Gearbox lay shaft		1
26	0670.16.170	Shim th. 0.8		1
26	0670.16.171	Shim th. 1		1
26	852.1.105.1AB	Shim th. 0.9		1
26	852.1.105.1AD	Shim th. 1,1		1
26	852.1.105.1AG	Shim th. 0.7		1
27	150.2.072.1A	Complete main shaft		1
28	150.2.063.1A	Gearbox lay shaft		1
29	702.5.044.1A	Needle bearing		1
30	930.4.049.1A	Seal ring		1
31	851.1.004.1A	Lock washer		1
32	750.1.007.1A	Nut		1

CATALOGUE No: 915.1.188.2B  
ISSUED: 04 - 04

DRAWING 004


CLUTCH



DRAWING 004 CLUTCH

NOTES NO.	CODE NO.	DESCRIPTION	VALIDITY	Q.TY 
1	0659.16.555	Clutch spring		6
2	841.1.002.2A	Retainer		6
3	818.2.009.1A	Clutch control pin		1
4	771.5.043.8B	Screw		6
5	851.4.001.1A	Lock washer		1
6	764.1.003.1B	Rubber pad		12
7	162.1.001.1B	Plate holder hub		1
8	190.2.011.1A	Clutch plates set		1
9	851.1.001.1B	Lock washer		1
10	196.1.001.2B	Clutch drum		1
11	70610.8120	Screw		8
12	194.2.001.1B	Pressure plate		1
13	198.1.029.1A	Clutch housing		1
14	702.5.016.1A	Bearing		1
15	463.2.053.7A	O-ring		1
16	930.4.035.1A	Seal ring		1
17	170.2.020.1B	Clutch/crankshaft gears pair		1
18	75113.2566	Bearing		1
19	881.2.001.1A	Circlip - spacer		1
20	702.4.017.1A	Bearing		1
21	0660.16.145	Spacer		1
22	195.4.003.1A	Piston assembly		1
23	710.1.002.1A	Bush		1
24	74224.0570	Pin		1
25	750.1.002.1B	Nut		1
26	0400.17.030	O-ring		1
27	886.4.043.1A	O-ring		1

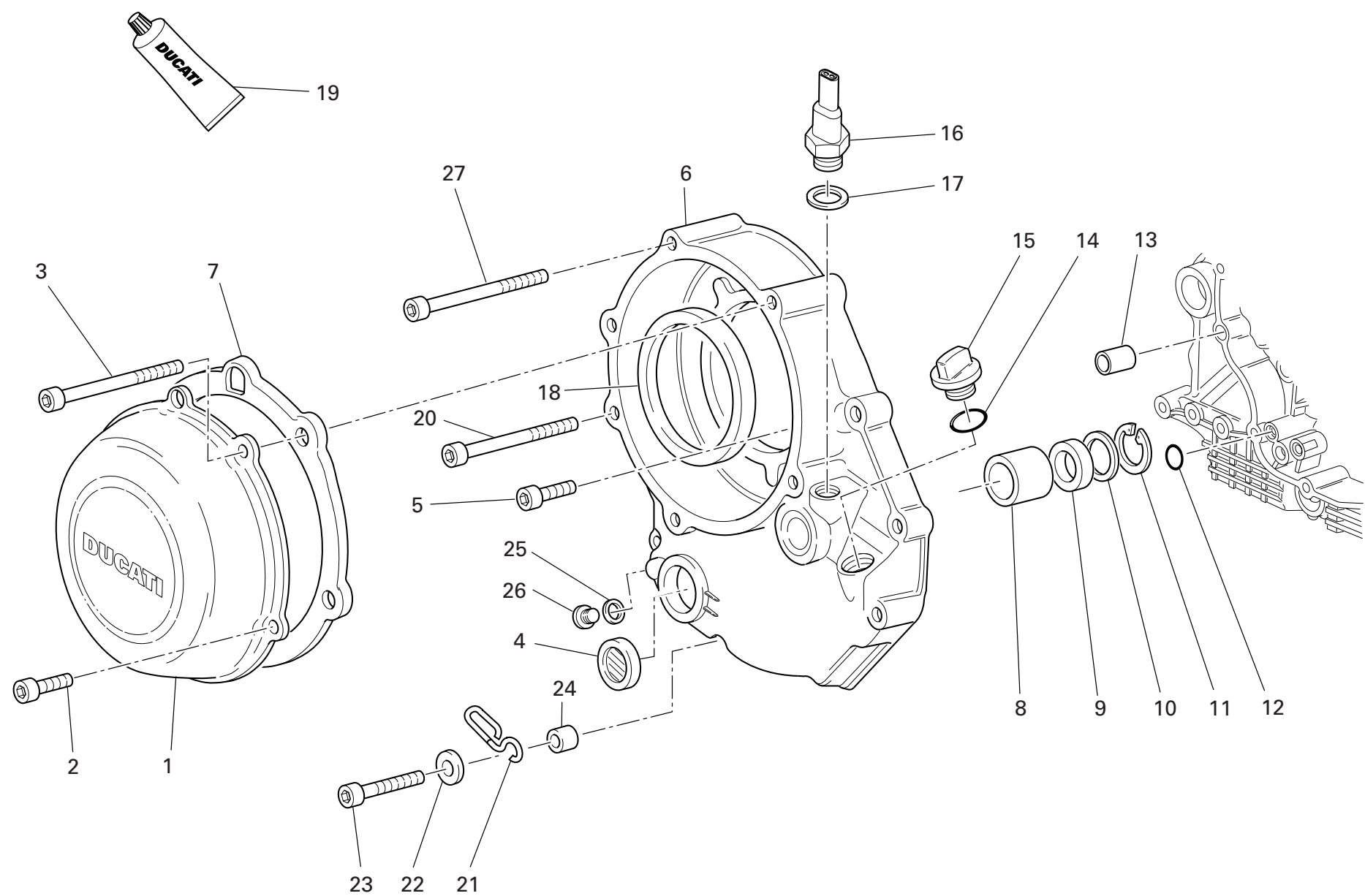
CATALOGUE No: 915.1.188.2B  
ISSUED: 04 - 04

NOTES NO.	CODE NO.	DESCRIPTION	VALIDITY	Q.TY 
28	60N107335	Screw		3
29	117.2.006.1A	Clutch control rod		1
30	93823.2018	O-ring		2
31	713.1.012.1B	Spacer		1
32	93823.0128	O-ring		1

CATALOGUE No: 915.1.188.2B  
ISSUED: 04 - 04

DRAWING 005

CLUTCH COVER



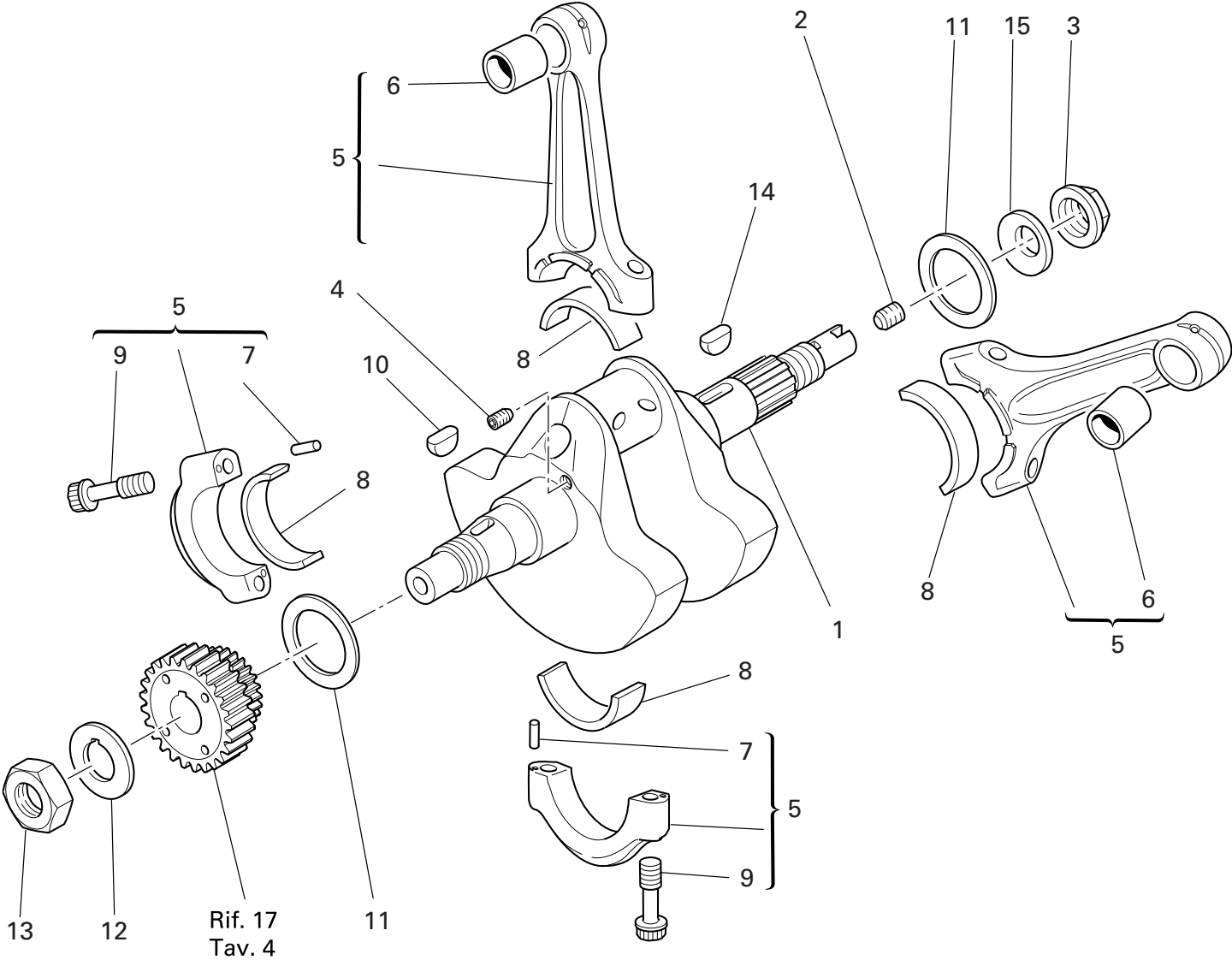
DRAWING 005 CLUTCH COVER

NOTES NO.	CODE NO.	DESCRIPTION	VALIDITY	Q.TY 
1	243.1.096.1A	Clutch protection cover		1
2	771.1.026.1A	Screw		2
3	771.1.027.1A	Screw		2
4	254.4.001.1A	Oil level sight glass		1
5	771.5.069.8B	Screw		4
6	243.2.097.1A	Cover clutch side		1
7	788.1.052.1A	Clutch cover gasket		1
8	0665.49.680	Bush		1
9	93784.2030	Seal ring		1
10	852.1.008.1A	Shim th. 0.5		1
11	73503.3075	Circlip		1
12	93827.0114	O-ring		1
13	0400.49.240	Locating bush		1
14	886.4.090.1A	O-ring		1
15	893.1.005.1A	Cap		1
16	539.4.030.1A	Switch		1
17	852.1.195.1A	Gasket th.2		1
18	930.4.034.1A	Ring		1
19	94247.0014	Fluid sealant		1
20	771.5.078.8B	Screw		1
21	881.1.030.1A	Holder		1
22	852.1.176.1A	Washer		1
23	771.5.072.8B	Screw		1
24	713.1.241.1A	Spacer		1
25	852.5.024.1A	Gasket th.1		1
26	780.5.001.1A	Cap		1
27	771.5.079.8B	Screw		1

NOTES NO.	CODE NO.	DESCRIPTION	VALIDITY	Q.TY 
-----------	----------	-------------	----------	------------------------------------------------------------------------------------------

DRAWING 006

CRANKSHAFT






DRAWING 006 CRANKSHAFT

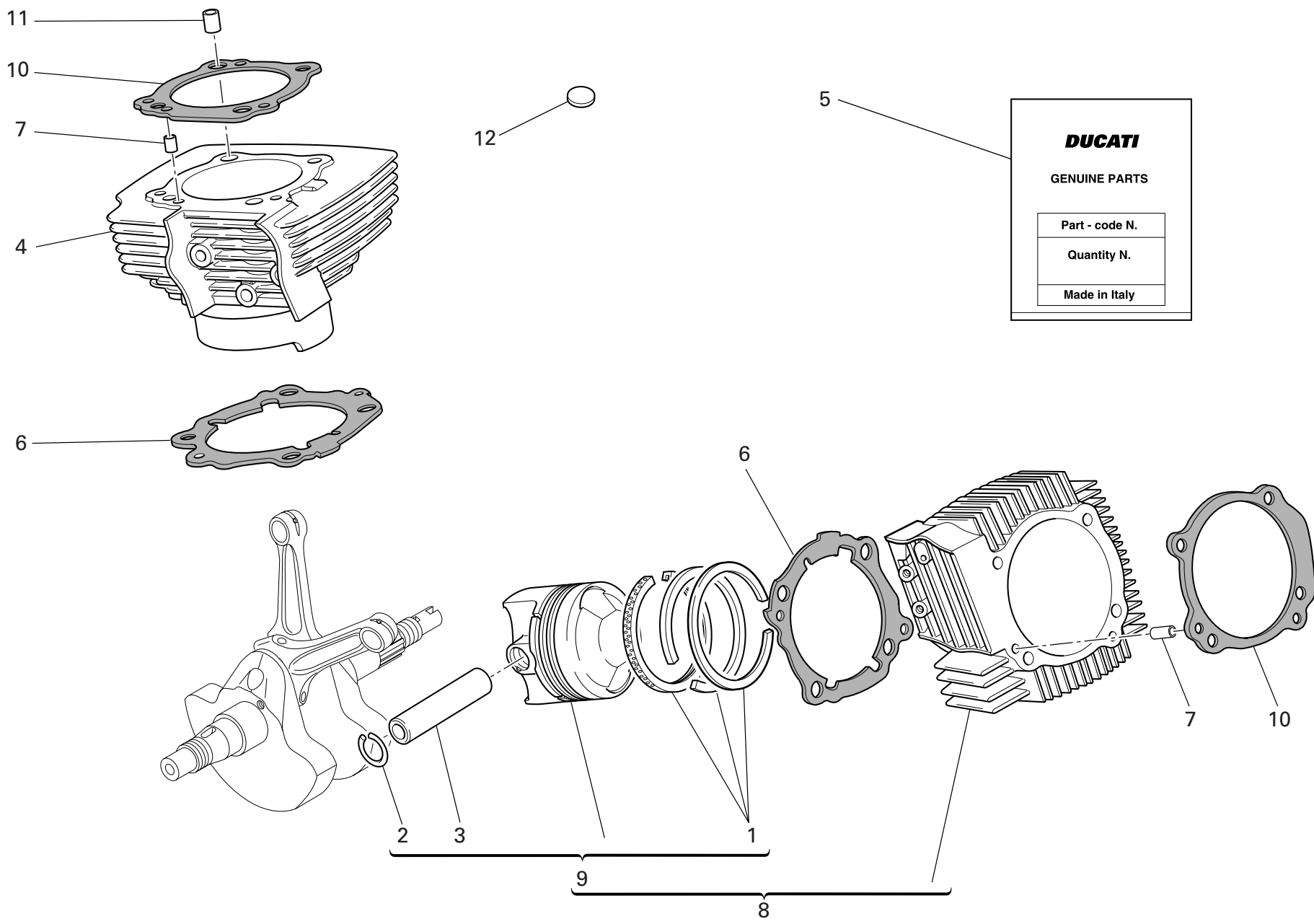
NOTES NO.	CODE NO.	DESCRIPTION	VALIDITY	Q.TY	
1	146.2.091.1A	Crankshaft (items 2-3-4 included)		1	
2	779.1.109.1A	Special screw		1	
3	750.1.012.2A	Nut		1	
4	72121.2106	Threaded dowel		1	
5	158.2.012.1A	Connecting rods pair		1	
6	711.1.007.1A	Bush		2	
7	74224.0570	Pin		4	
8	112.1.026.1AA	Half-bearing (RED)		2	
8	112.1.026.1AB	Half-bearing (BLUE)		2	
9	779.1.007.2A	Special screw		4	
10	74172.1008	Woodruff key		1	
11	852.1.104.1A	Shim th. 1.9		2	
11	852.1.104.1B	Shim th. 1.95		2	
11	852.1.104.1C	Shim th. 2		2	
11	852.1.104.1D	Shim th. 2,05		2	
11	852.1.104.1E	Shim th. 2,1		2	
11	852.1.104.1F	Shim th. 2,15		2	
11	852.1.104.1G	Shim th. 2.2		2	
11	852.1.104.1H	Shim th. 2.25		2	
11	852.1.104.1I	Shim th. 2.3		2	
11	852.1.104.1J	Shim th. 2.35		2	
11	852.1.104.1K	Shim th. 2,4		2	
11	852.1.104.1L	Shim th. 2,45		2	
11	852.1.104.1M	Shim th. 2.5		2	
11	852.1.104.1N	Shim th. 2.55		2	
12	851.1.019.1A	Lock washer		1	
13	0660.47.040	Nut		1	

CATALOGUE No: 915.1.188.2B  
ISSUED: 04 - 04


NOTES NO.	CODE NO.	DESCRIPTION	VALIDITY	Q.TY	
14	0755.29.025	Woodruff key		1	
15	799.1.051.2A	Spring washer		1	

CATALOGUE No: 915.1.188.2B  
ISSUED: 04 - 04

DRAWING 007 CYLINDERS - PISTONS



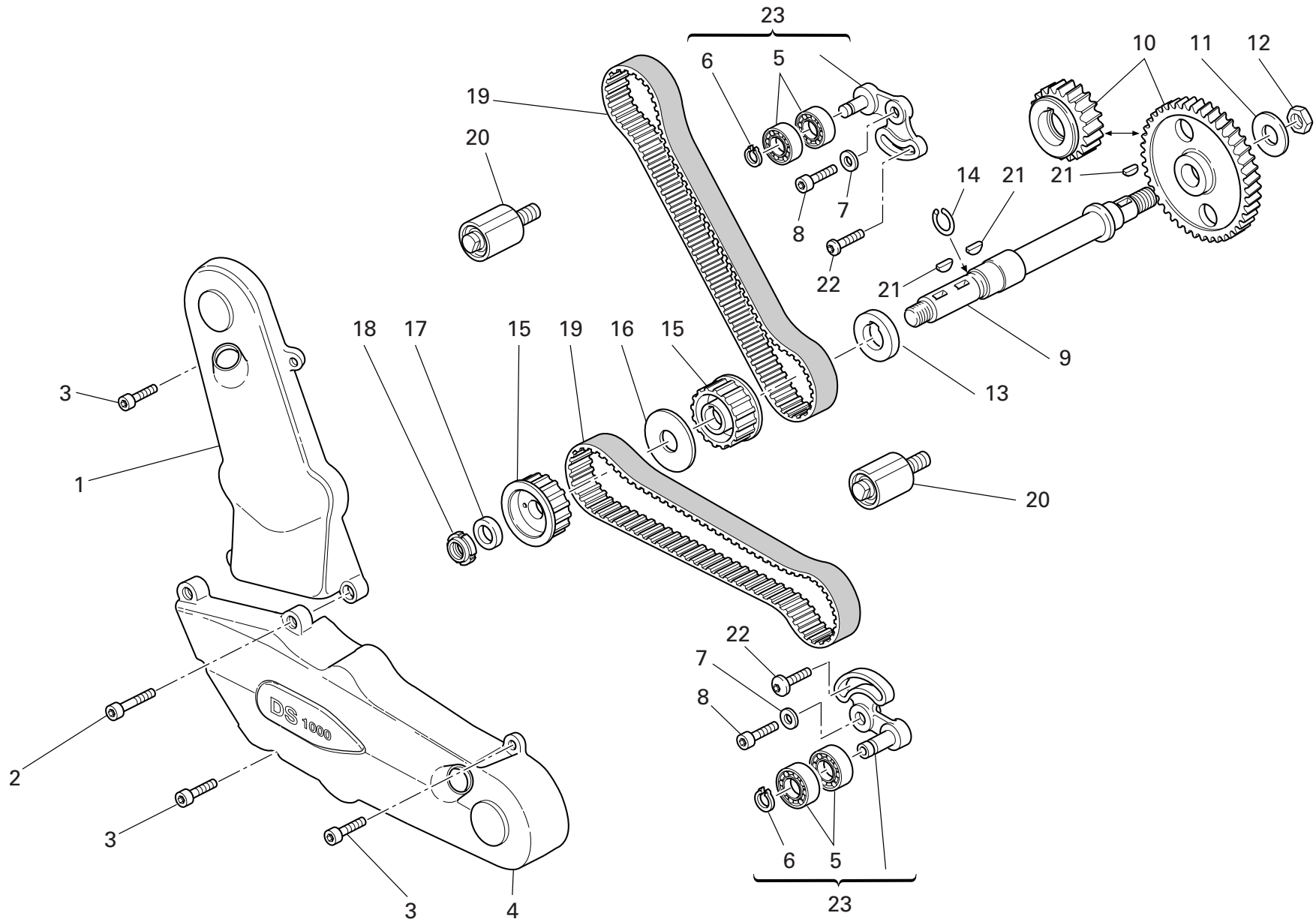
DRAWING 007 CYLINDERS - PISTONS

NOTES NO.	CODE NO.	DESCRIPTION	VALIDITY	Q.TY 
1	121.2.033.1A	Piston rings set		2
2	884.4.011.1A	Piston pin circlip		4
3	121.1.127.1A	Piston pin		2
4	120.2.081.3A	Vertical cylinder-piston fit		1
5	791.2.026.1A	Head-cylinder gaskets set		1
6	786.1.063.1A	Cylinder-crankcase gasket th. 0.4		2
7	0755.17.125	Bush		2
8	120.2.080.3A	Horizontal cylinder-piston fit		1
9	122.2.087.2A	Complete piston		2
10	786.1.064.1A	Head-cylinder gasket		2
11	711.1.126.1A	Bush		4
12	700.1.040.1A	Vibration damper pad		41


NOTES NO.	CODE NO.	DESCRIPTION	VALIDITY	Q.TY 

DRAWING 008

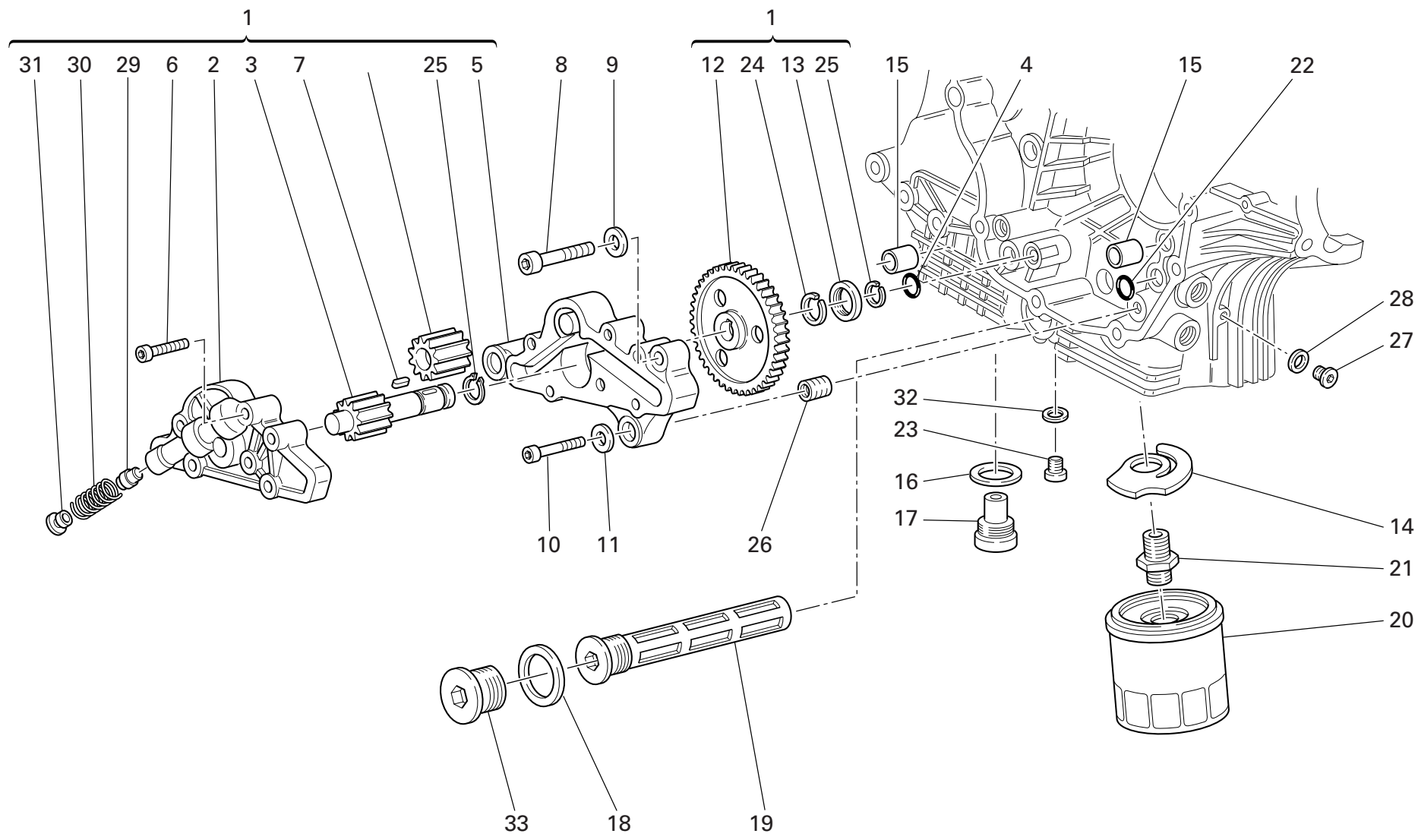
TIMING



DRAWING 008 TIMING

NOTES NO.	CODE NO.	DESCRIPTION	VALIDITY	Q.TY 
1	245.1.058.1A	Vertical timing belt cover		1
2	771.5.072.8B	Screw		2
3	771.5.065.8B	Screw		5
4	245.1.059.1A	Horizontal timing belt cover		1
5	702.4.069.1A	Bearing		4
6	884.5.034.1A	Ring		2
7	852.1.174.1A	Washer		2
8	771.5.123.8B	Screw		2
9	147.1.026.1A	Lay shaft		1
10	171.2.020.2B	Timing gears pair		1
11	851.1.013.1A	Lock washer		1
12	0124.40.060	Hexagon nut		1
13	716.1.073.2A	Spacer		1
14	882.1.003.1A	Snap ring		1
15	255.1.023.1A	Timing belt roller		2
16	856.1.062.2A	Belt roller separating washer		1
17	716.1.099.1A	Spacer		1
18	72944.1542	Elastic-stop ring nut		1
19	737.4.021.1A	Timing drive toothed belt		2
20	451.1.025.1A	Fixed tensioner assembly		2
21	0755.29.025	Woodruff key		3
22	772.1.010.3A	Screw		2
23	451.2.006.1A	Complete vertical cylinder tensioner roller		2


NOTES NO.	CODE NO.	DESCRIPTION	VALIDITY	Q.TY 
-----------	----------	-------------	----------	------------------------------------------------------------------------------------------



DRAWING 009 FILTERS AND OIL PUMP

NOTES NO.	CODE NO.	DESCRIPTION	VALIDITY	Q.TY 
1	174.2.025.5A	Complete oil pump		1
2	247.1.174.1A	Pump cover		1
3	174.1.002.1A	Pump driving gear		1
4	886.4.037.1A	O-ring		1
5	250.1.038.1A	Pump body		1
6	773.5.069.8B	Screw		6
7	680.1.001.1B	Woodruff key		1
8	771.5.129.8B	Screw		2
9	853.1.002.1A	Spring washer		2
10	771.5.069.8B	Screw		1
11	853.1.004.1A	Spring washer		1
12	174.1.025.1A	Pump drive gear		1
13	710.1.001.1A	Bush		1
14	799.2.077.2A	Bypass spring		1
15	0759.49.280	Locating bush		2
16	220.3.208.3A	Gasket		1
17	0660.49.053	Oil drain plug with magnet		1
18	852.5.005.1A	Gasket th.1,5		1
19	894.2.009.1A	Oil filter		1
20	444.4.003.4A	Oil filter cartridge		1
21	815.1.028.1A	Nipple		1
22	93827.0114	O-ring		1
23	779.1.198.2A	Cap		1
24	76267.0012	Snap ring		1
25	73500.1237	Circlip		2
26	0670.49.310	Reduction bush		1
27	779.1.162.2A	Cap		1

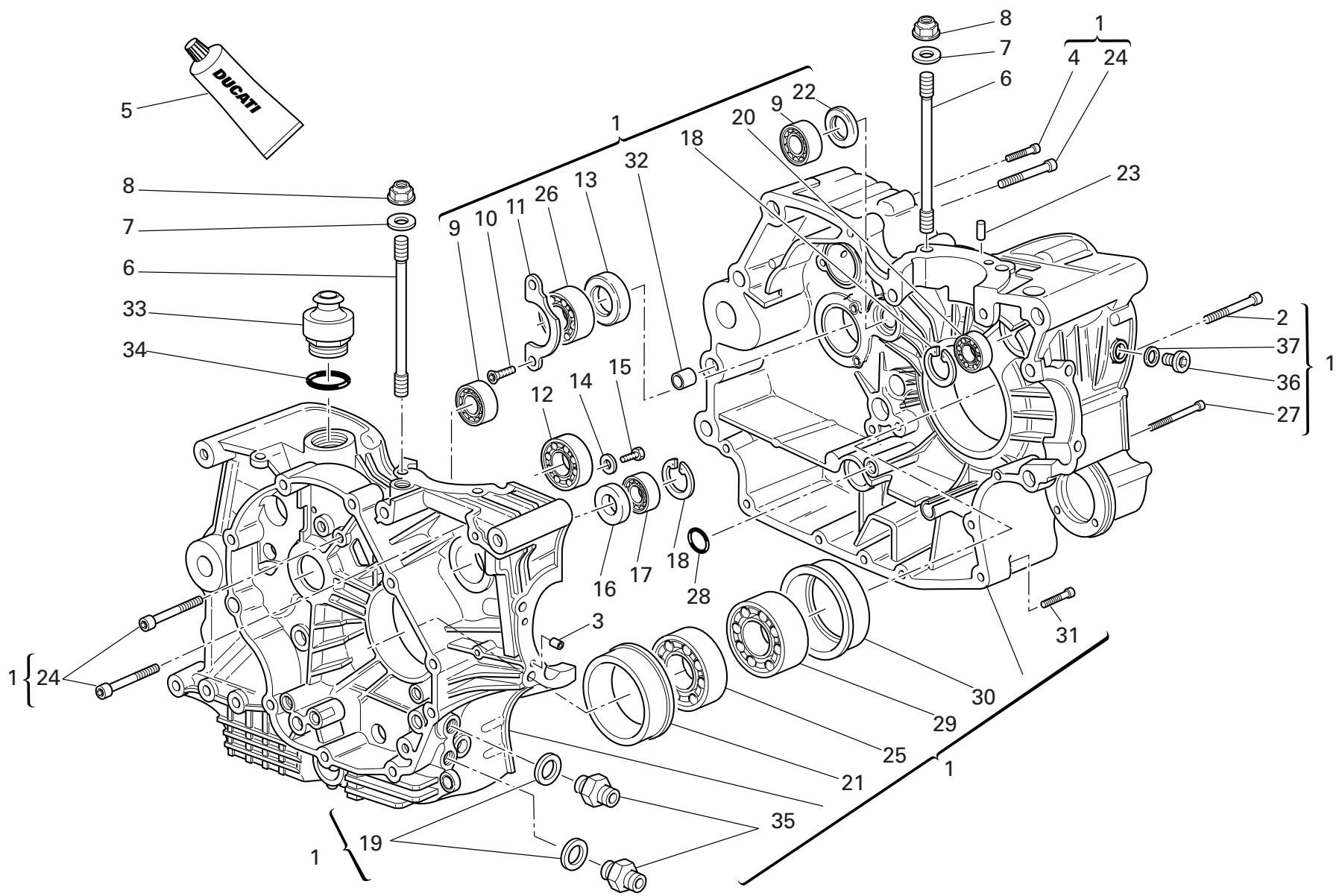
CATALOGUE No: 915.1.188.2B  
ISSUED: 04 - 04

NOTES NO.	CODE NO.	DESCRIPTION	VALIDITY	Q.TY 
28	852.1.195.1A	Gasket th.2		1
29	593.1.018.1A	Bypass valve		1
30	799.1.055.1A	Bypass spring		1
31	780.1.018.1A	Bypass cap		1
32	852.1.120.1A	Aluminium gasket		1
33	873.1.037.1A	Cap		1

CATALOGUE No: 915.1.188.2B  
ISSUED: 04 - 04

DRAWING 010

HALF CRANKCASES






DRAWING 010 HALF CRANKCASES

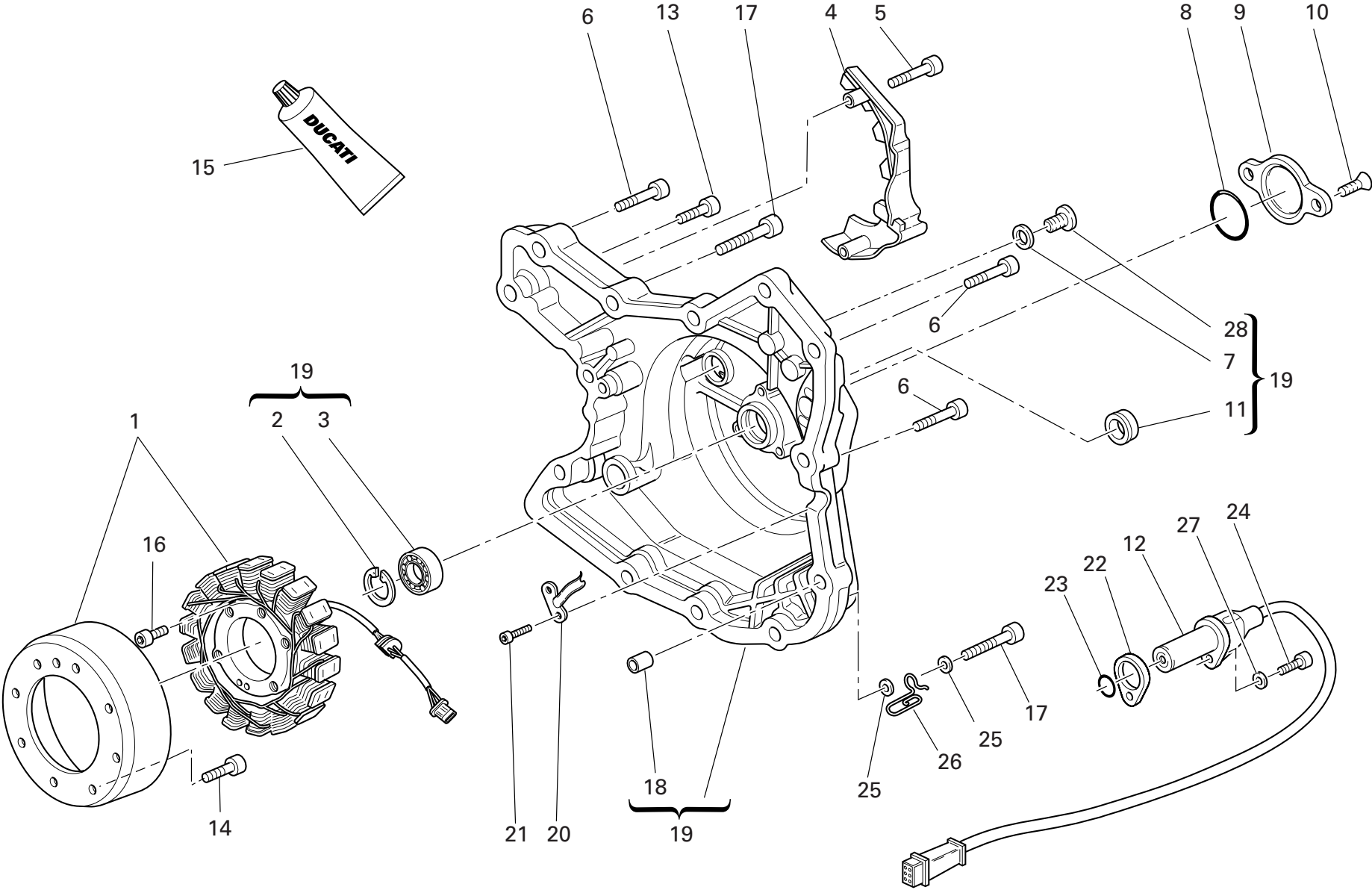
NOTES NO.	CODE NO.	DESCRIPTION	VALIDITY	Q.TY 
1	225.2.081.2A	Complete half-crankcases pair		1
2	779.1.029.2A	Special screw		1
3	711.1.128.1A	Bush		2
4	771.5.072.8B	Screw		5
5	94247.0014	Fluid sealant		1
6	766.1.001.2B	Stud bolt for fastening head cylinder		8
7	856.1.024.1A	Special washer		8
8	748.1.038.1A	Nut		8
9	702.4.033.1A	Bearing		2
10	72094.1616	Screw		2
11	826.1.012.1A	Keep plate		1
12	702.5.019.1A	Bearing		1
13	930.4.022.1A	Seal ring		1
14	713.1.140.1A	Spacer		2
15	770.5.250.8B	Screw		2
16	93785.1830	Seal ring		1
17	75794.1542	Bearing		1
18	73503.3380	Circlip		2
19	420.2.006.4A	Aluminium gasket		2
20	702.5.008.1A	Bearing		1
21	710.1.069.1A	Bearing holder bush		1
22	0370.49.250	Washer		1
23	0011.52.010	Locating dowel		2
24	771.5.136.8B	Screw		6
25	75191.3380	Bearing		1
26	702.4.013.1A	Bearing		1
27	771.5.080.8B	Screw		2

CATALOGUE No: 915.1.188.2B  
ISSUED: 04 - 04


NOTES NO.	CODE NO.	DESCRIPTION	VALIDITY	Q.TY 
28	93827.0114	O-ring		1
29	702.4.020.1A	Bearing		1
30	710.1.070.1A	Bearing holder bush		1
31	771.5.072.8B	Screw		2
32	711.1.095.1A	Bush		2
33	593.1.003.1B	Breather valve		1
34	93823.3156	O-ring		1
35	815.1.022.1A	Nipple		2
36	779.1.182.2A	Special screw		1
37	852.5.026.1A	Aluminium gasket th.1,5		1

CATALOGUE No: 915.1.188.2B  
ISSUED: 04 - 04


DRAWING 011 ALTERNATOR COVER



DRAWING 011 ALTERNATOR COVER

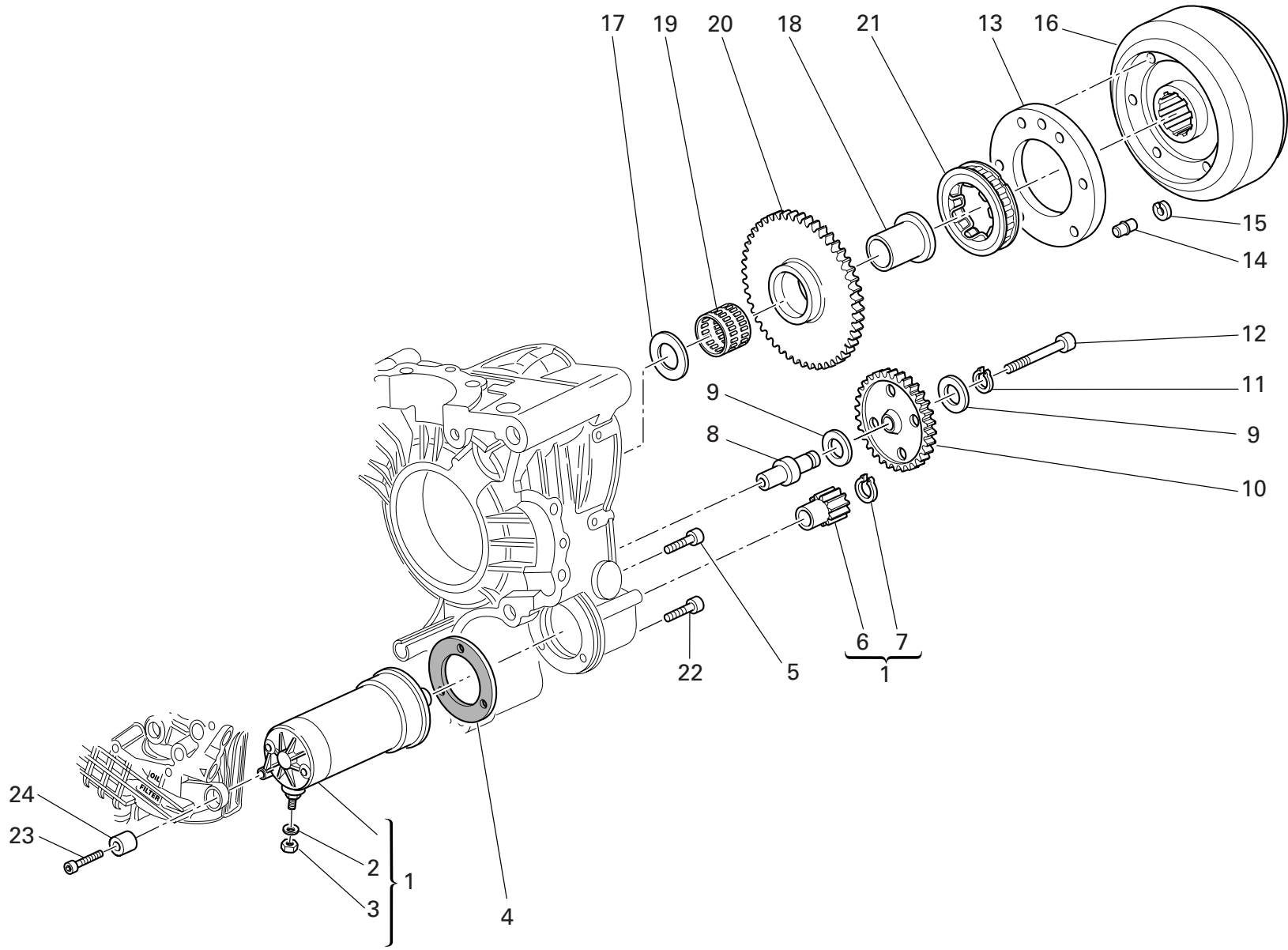
NOTES NO.	CODE NO.	DESCRIPTION	VALIDITY	Q.TY 
1	264.4.014.3B	Generator "DENSO"		1
2	73503.3380	Circlip		1
3	702.5.008.1A	Bearing		1
4	247.1.203.1A	Chain cover (BLACK)		1
5	771.5.665.8B	Screw		2
6	771.5.069.8B	Screw		10
7	852.1.120.1A	Aluminium gasket		1
8	886.4.035.1A	O-ring		1
9	247.1.210.1A	Cover		1
10	777.5.049.8B	Screw		2
11	93783.1524	Seal ring		1
12	552.4.020.1A	Sensor		1
13	771.5.067.8B	Screw		2
14	779.4.075.1A	Screw		8
15	94247.0014	Fluid sealant		1
16	771.5.073.8B	Screw		3
17	771.5.071.8B	Screw		2
18	0400.49.240	Locating bush		2
19	242.2.057.1A	Generator cover		1
20	830.1.284.1A	Bracket		1
21	771.5.040.8B	Screw		2
22	788.1.066.1AA	Gasket th.0,6		2
22	788.1.066.1AB	Gasket th.0,8		1
22	788.1.066.1AC	Gasket th.1,0		1
23	886.4.003.1A	O-ring		1
24	771.5.066.8B	Screw		1
25	852.1.176.1A	Washer		2

CATALOGUE No: 915.1.188.2B  
ISSUED: 04 - 04

NOTES NO.	CODE NO.	DESCRIPTION	VALIDITY	Q.TY 
26	881.1.030.1A	Holder		1
27	853.1.003.1A	Spring washer		1
28	779.1.198.2A	Cap		1

CATALOGUE No: 915.1.188.2B  
ISSUED: 04 - 04

DRAWING 012 ELECTRIC STARTER AND IGNITION

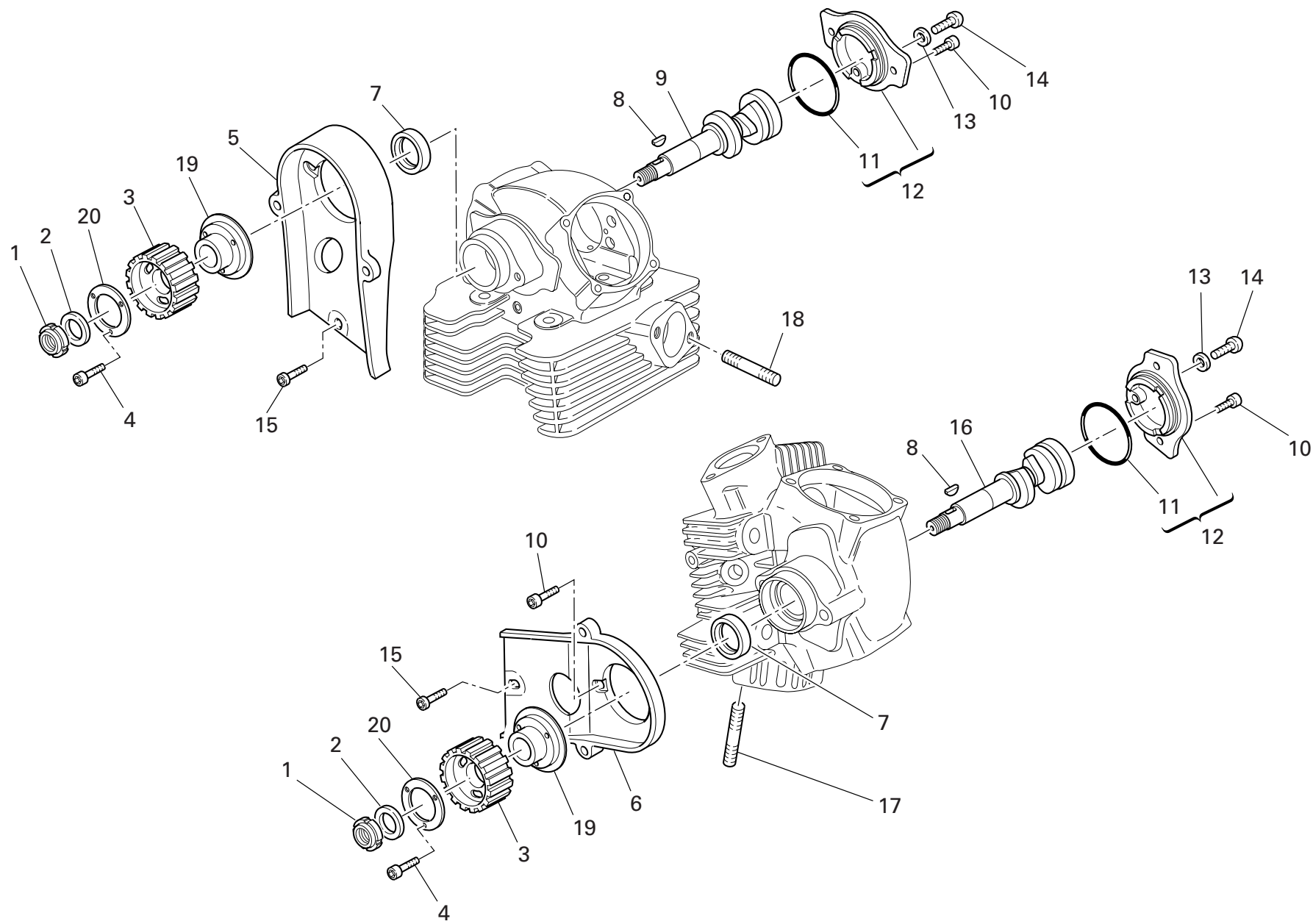


DRAWING 012 ELECTRIC STARTER AND IGNITION

NOTES NO.	CODE NO.	DESCRIPTION	VALIDITY	Q.TY 
1	270.4.005.1A	Complete starter motor		1
2	853.1.003.1A	Spring washer		1
3	750.1.121.1A	Nut		1
4	788.1.054.1A	Starter motor gasket		1
5	771.5.066.8B	Screw		2
6	176.1.001.1A	Starter motor sprocket		1
7	884.5.036.1A	Circlip		1
8	0660.50.020	Intermediate gear pin		1
9	856.1.071.1A	Washer		2
10	176.1.009.1A	Intermediate gear assembly		1
11	73500.1440	Circlip		1
12	771.5.078.8B	Screw		1
13	160.1.057.1A	Flange		1
14	863.1.002.1A	Locating pin		1
15	882.1.012.1A	Check ring		1
16	276.1.025.1B	Ignition flywheel		1
17	0619.50.065	Washer		1
18	881.1.010.1C	Inner ring		1
19	701.4.003.1A	Needle bearing		1
20	173.1.012.3A	Electric starter driven gear		1
21	701.4.007.1A	Starter clutch		1
22	771.5.069.8B	Screw		1
23	771.5.071.8B	Screw		1
24	700.1.036.1A	Flexible bush		1

NOTES NO.	CODE NO.	DESCRIPTION	VALIDITY	Q.TY 
-----------	----------	-------------	----------	------------------------------------------------------------------------------------------


DRAWING 013 HEAD : TIMING



DRAWING

013

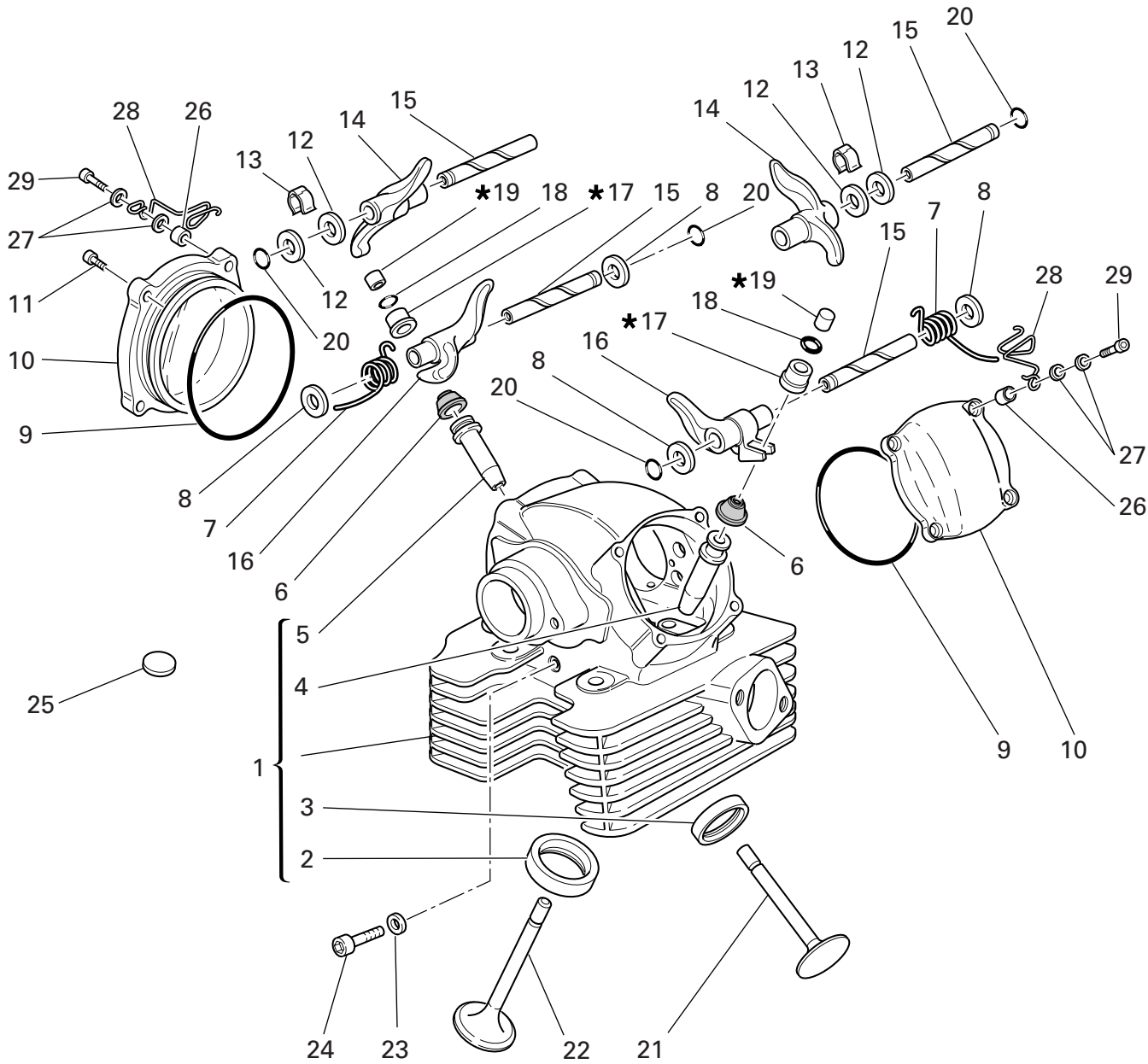
HEAD : TIMING

NOTES NO.	CODE NO.	DESCRIPTION	VALIDITY	Q.TY
				
1	72944.1542	Elastic-stop ring nut		2
2	852.1.173.1A	Washer		2
3	255.1.024.1A	Timing belt roller		2
4	779.5.030.2A	Screw		6
5	245.1.030.1A	Vertical belt inner cover		1
6	245.1.031.1A	Horizontal belt inner cover		1
7	930.4.061.1A	Seal ring		2
8	74172.1008	Woodruff key		2
9	148.1.110.1A	Vertical head camshaft		1
10	771.5.066.8B	Screw		7
11	886.4.060.1A	O-ring		2
12	235.2.030.1B	Side cap		2
13	852.1.197.1A	Copper gasket		2
14	775.1.036.1A	Screw		2
15	773.5.065.8B	Screw		2
16	148.1.111.1A	Horizontal head camshaft		1
17	766.4.017.2A	Stud bolt		4
18	766.4.018.1A	Stud bolt		4
19	160.1.105.1A	Flange		2
20	856.1.074.2A	Special washer		2

NOTES NO.	CODE NO.	DESCRIPTION	VALIDITY	Q.TY
				


DRAWING 014 VERTICAL HEAD

19		17	
Registro bilanc. apertura		Registro bilanc. chiusura	
Adjustment		Adjustment	
Réglage		Réglage	
Ventilkläppchen		Ventilkläppchen	
840.1.031.1A—	1,8	840.1.047.1B—	2,5
840.1.032.1A—	1,85	840.1.048.1B—	2,55
840.1.033.1A—	1,9	840.1.049.1B—	2,6
840.1.034.1A—	1,95	840.1.050.1B—	2,65
840.1.001.1A—	2	840.1.051.1B—	2,7
840.1.002.1A—	2,05	840.1.052.1B—	2,75
840.1.003.1A—	2,1	840.1.053.1B—	2,8
840.1.004.1A—	2,15	840.1.054.1B—	2,85
840.1.005.1A—	2,2	840.1.055.1B—	2,9
840.1.006.1A—	2,25	840.1.056.1B—	2,95
840.1.007.1A—	2,3	840.1.057.1B—	3
840.1.008.1A—	2,35	840.1.058.1B—	3,05
840.1.009.1A—	2,4	840.1.059.1B—	3,1
840.1.010.1A—	2,45	840.1.060.1B—	3,15
840.1.011.1A—	2,5	840.1.061.1B—	3,2
840.1.012.1A—	2,55	840.1.062.1B—	3,25
840.1.013.1A—	2,6	840.1.063.1B—	3,3
840.1.014.1A—	2,65	840.1.064.1B—	3,35
840.1.015.1A—	2,7	840.1.065.1B—	3,4
840.1.016.1A—	2,75	840.1.066.1B—	3,45
840.1.017.1A—	2,8	840.1.067.1B—	3,5
840.1.018.1A—	2,85	840.1.068.1B—	3,55
840.1.019.1A—	2,9	840.1.069.1B—	3,6
840.1.020.1A—	2,95	840.1.070.1B—	3,65
840.1.021.1A—	3	840.1.071.1B—	3,7
840.1.022.1A—	3,05	840.1.072.1B—	3,75
840.1.023.1A—	3,1	840.1.073.1B—	3,8
840.1.024.1A—	3,15	840.1.074.1B—	3,85
840.1.025.1A—	3,2	840.1.075.1B—	3,9
840.1.026.1A—	3,25	840.1.076.1B—	3,95
840.1.027.1A—	3,3	840.1.077.1B—	4
840.1.028.1A—	3,35	840.1.078.1B—	4,05
840.1.029.1A—	3,4	840.1.079.1B—	4,1
840.1.030.1A—	3,45	840.1.080.1B—	4,15
840.1.108.1A—	3,5	840.1.081.1B—	4,2
840.1.109.1A—	3,55	840.1.082.1B—	4,25
840.1.072.1A—	3,6	840.1.083.1B—	4,3
840.1.110.1A—	3,65	840.1.084.1B—	4,35
840.1.111.1A—	3,7	840.1.085.1B—	4,4
840.1.112.1A—	3,75		
840.1.073.1A—	3,8		





DRAWING 014 VERTICAL HEAD

NOTES NO.	CODE NO.	DESCRIPTION	VALIDITY	Q.TY 
1	301.2.092.2C	Complete vertical head		1
2	304.1.042.1B	Intake valve seat		1
2	304.1.042.1BB	Oversize intake valve seat 0.03		1
2	304.1.042.1BC	Oversize intake valve seat 0.06		1
3	304.1.043.1B	Exhaust valve seat		1
3	304.1.043.1BB	Oversize exhaust valve seat 0.03		1
3	304.1.043.1BC	Oversize exhaust valve seat 0.06		1
4	303.1.041.1A	Intake valve guide		1
4	303.1.041.1AA	Intake valve guide magg. 0,03		1
4	303.1.041.1AB	Intake valve guide magg. 0,06		1
4	303.1.041.1AC	Intake valve guide magg. 0,09		1
5	303.1.040.1A	Exhaust valve guide		1
5	303.1.040.1AA	Exhaust valve guide magg. 0,03		1
5	303.1.040.1AB	Exhaust valve guide magg. 0,06		1
5	303.1.040.1AC	Exhaust valve guide magg. 0,09		1
6	764.1.002.1A	Rubber pad		2
7	799.1.061.1A	Closing rocker spring		2
8	0619.92.180	Shim th. 0.3		6
8	0670.92.190	Shim th. 2		4
8	0765.92.185	Shim th. 1		2
8	0765.92.190	Shim th. 0.5		4
8	0765.92.195	Shim th. 0.1		2
8	0765.92.205	Shim th. 0.2		8
9	463.2.010.9A	O-ring		2
10	240.2.026.1B	Valve cover		2
11	771.5.066.8B	Screw		6
12	0647.70.010	Shim		4

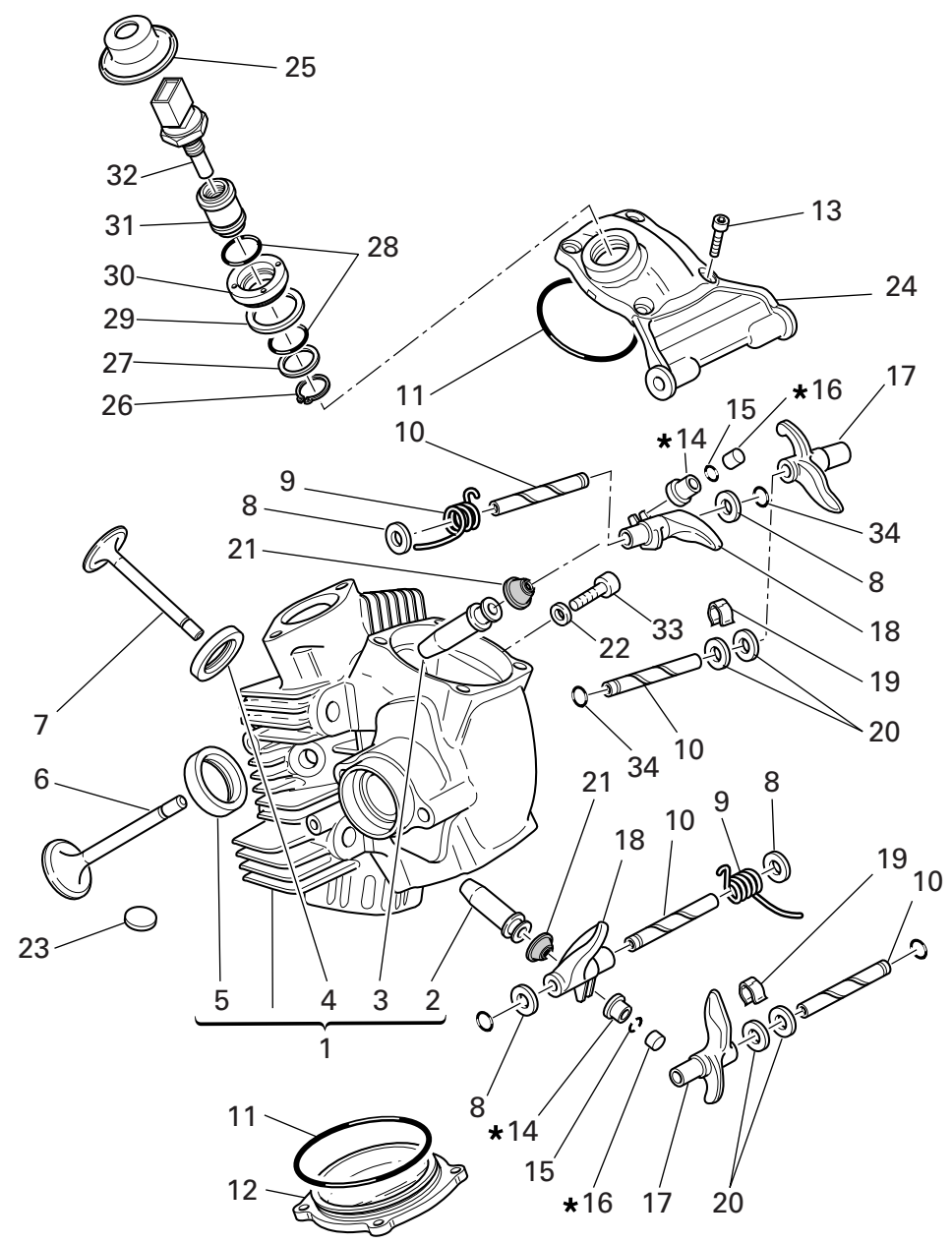
CATALOGUE No: 915.1.188.2B  
ISSUED: 04 - 04

NOTES NO.	CODE NO.	DESCRIPTION	VALIDITY	Q.TY 
13	0375.92.210	Spring		2
14	208.1.012.4A	Opening rocker		2
15	821.1.111.1A	Rocker shaft		4
16	209.1.017.1A	Closing rocker		2
17	840.2.002.1B	See table		2
18	669.1.001.1E	Split rings		4
19	840.2.001.1A	See table		2
20	463.2.026.1A	O-ring		4
21	211.1.040.1A	Exhaust valve		1
22	210.1.042.1A	Intake valve		1
23	852.5.023.1A	Gasket		1
24	779.1.133.1A	Screw		1
25	700.1.040.1A	Vibration damper pad		12
26	713.1.241.1A	Spacer		2
27	852.1.176.1A	Washer		4
28	758.1.025.1A	Hose guide		2
29	771.5.071.8B	Screw		2

CATALOGUE No: 915.1.188.2B  
ISSUED: 04 - 04


DRAWING 015 HORIZONTAL HEAD

16		14	
Registro bilanc. apertura		Registro bilanc. chiusura	
Adjustment		Adjustment	
Réglage		Réglage	
Ventilkäppchen		Ventilkäppchen	
840.1.031.1A—	1,8	840.1.047.1B—	2,5
840.1.032.1A—	1,85	840.1.048.1B—	2,55
840.1.033.1A—	1,9	840.1.049.1B—	2,6
840.1.034.1A—	1,95	840.1.050.1B—	2,65
840.1.001.1A—	2	840.1.051.1B—	2,7
840.1.002.1A—	2,05	840.1.052.1B—	2,75
840.1.003.1A—	2,1	840.1.053.1B—	2,8
840.1.004.1A—	2,15	840.1.054.1B—	2,85
840.1.005.1A—	2,2	840.1.055.1B—	2,9
840.1.006.1A—	2,25	840.1.056.1B—	2,95
840.1.007.1A—	2,3	840.1.057.1B—	3
840.1.008.1A—	2,35	840.1.058.1B—	3,05
840.1.009.1A—	2,4	840.1.059.1B—	3,1
840.1.010.1A—	2,45	840.1.060.1B—	3,15
840.1.011.1A—	2,5	840.1.061.1B—	3,2
840.1.012.1A—	2,55	840.1.062.1B—	3,25
840.1.013.1A—	2,6	840.1.063.1B—	3,3
840.1.014.1A—	2,65	840.1.064.1B—	3,35
840.1.015.1A—	2,7	840.1.065.1B—	3,4
840.1.016.1A—	2,75	840.1.066.1B—	3,45
840.1.017.1A—	2,8	840.1.067.1B—	3,5
840.1.018.1A—	2,85	840.1.068.1B—	3,55
840.1.019.1A—	2,9	840.1.069.1B—	3,6
840.1.020.1A—	2,95	840.1.070.1B—	3,65
840.1.021.1A—	3	840.1.071.1B—	3,7
840.1.022.1A—	3,05	840.1.072.1B—	3,75
840.1.023.1A—	3,1	840.1.073.1B—	3,8
840.1.024.1A—	3,15	840.1.074.1B—	3,85
840.1.025.1A—	3,2	840.1.075.1B—	3,9
840.1.026.1A—	3,25	840.1.076.1B—	3,95
840.1.027.1A—	3,3	840.1.077.1B—	4
840.1.028.1A—	3,35	840.1.078.1B—	4,05
840.1.029.1A—	3,4	840.1.079.1B—	4,1
840.1.030.1A—	3,45	840.1.080.1B—	4,15
840.1.108.1A—	3,5	840.1.081.1B—	4,2
840.1.109.1A—	3,55	840.1.082.1B—	4,25
840.1.072.1A—	3,6	840.1.083.1B—	4,3
840.1.110.1A—	3,65	840.1.084.1B—	4,35
840.1.111.1A—	3,7	840.1.085.1B—	4,4
840.1.112.1A—	3,75		
840.1.073.1A—	3,8		




87310201A	Ø20
87310051A	Ø18
87310011A	Ø16
87310021A	Ø10
LOCTITE 510	

DRAWING 015 HORIZONTAL HEAD

NOTES NO.	CODE NO.	DESCRIPTION	VALIDITY	Q.TY 
1	301.2.093.2C	Complete horizontal head		1
2	303.1.040.1A	Exhaust valve guide		1
2	303.1.040.1AA	Exhaust valve guide magg. 0,03		1
2	303.1.040.1AB	Exhaust valve guide magg. 0,06		1
2	303.1.040.1AC	Exhaust valve guide magg. 0,09		1
3	303.1.041.1A	Intake valve guide		1
3	303.1.041.1AA	Intake valve guide magg. 0,03		1
3	303.1.041.1AB	Intake valve guide magg. 0,06		1
3	303.1.041.1AC	Intake valve guide magg. 0,09		1
4	304.1.042.1B	Intake valve seat		1
4	304.1.042.1BB	Oversize intake valve seat 0.03		1
4	304.1.042.1BC	Oversize intake valve seat 0.06		1
5	304.1.043.1B	Exhaust valve seat		1
5	304.1.043.1BB	Oversize exhaust valve seat 0.03		1
5	304.1.043.1BC	Oversize exhaust valve seat 0.06		1
6	211.1.040.1A	Exhaust valve		1
7	210.1.042.1A	Intake valve		1
8	0619.92.180	Shim th. 0.3		6
8	0670.92.190	Shim th. 2		4
8	0765.92.185	Shim th. 1		2
8	0765.92.190	Shim th. 0.5		4
8	0765.92.195	Shim th. 0.1		2
8	0765.92.205	Shim th. 0.2		8
9	799.1.061.1A	Closing rocker spring		2
10	821.1.111.1A	Rocker shaft		4
11	463.2.010.9A	O-ring		2
12	240.2.026.1B	Valve cover		1

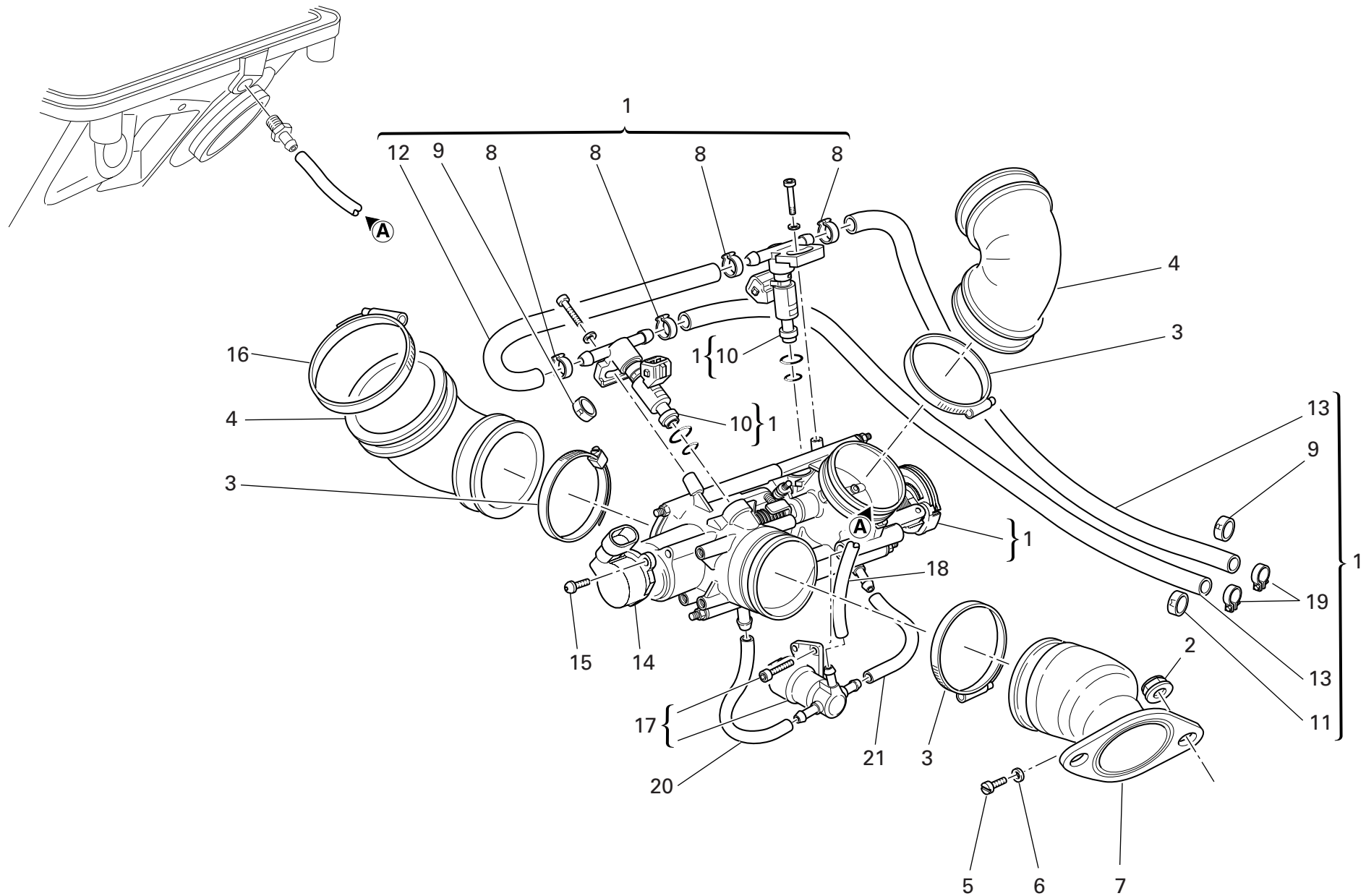
CATALOGUE No: 915.1.188.2B  
ISSUED: 04 - 04

NOTES NO.	CODE NO.	DESCRIPTION	VALIDITY	Q.TY 
13	771.5.066.8B	Screw		8
14	840.2.002.1B	See table		2
15	669.1.001.1E	Split rings		4
16	840.2.001.1A	See table		2
17	208.1.012.4A	Opening rocker		2
18	209.1.017.1A	Closing rocker		2
19	0375.92.210	Spring		2
20	0647.70.010	Shim		4
21	764.1.002.1A	Rubber pad		2
22	852.5.023.1A	Gasket		1
23	700.1.040.1A	Vibration damper pad		27
24	240.2.031.1A	Intake valve cover		1
25	672.1.034.1A	Rubber cap		1
26	73500.1747	Snap ring		1
27	713.1.137.1A	Spacer		1
28	886.4.028.1A	O-Ring		2
29	787.1.008.1A	Aluminium gasket		1
30	703.1.019.1A	Ring nut		1
31	829.1.235.1A	Holder sensor		1
32	552.4.013.1A	Sensor		1
33	779.1.133.1A	Screw		1
34	463.2.026.1A	O-ring		4

CATALOGUE No: 915.1.188.2B  
ISSUED: 04 - 04

DRAWING 016

INLET DICT

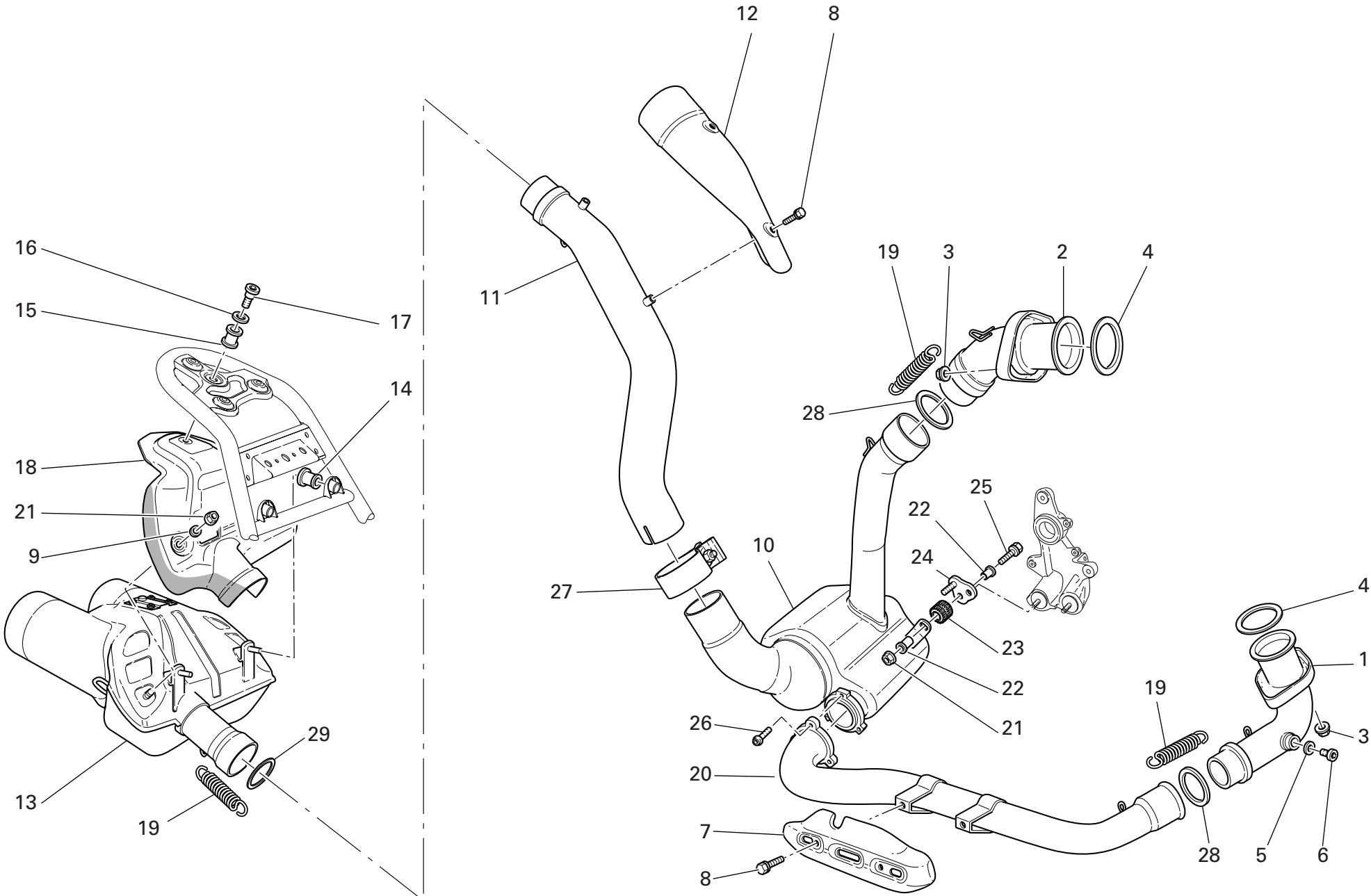


DRAWING 016 INLET DICT

NOTES NO.	CODE NO.	DESCRIPTION	VALIDITY	Q.TY
1	282.4.057.1A	Feed unit assembly		1
2	748.4.034.1A	Nut		4
3	741.4.042.1A	Hose guide		4
4	801.1.027.1A	Hose		2
5	776.5.032.2A	Screw		2
6	0250.70.223	Aluminium gasket		2
7	137.2.003.3A	Intake duct		1
8	287.4.024.1B	Hose guide		4
9	741.4.041.1A	Clamp "R"		2
10	280.4.007.1A	Injector		2
11	741.4.040.1A	Clamp "M"		1
12	590.1.085.1A	Tube		1
13	590.1.162.1A	Tube		2
14	284.4.008.1A	Potentiometer		1
15	779.5.012.1B	Screw		2
16	741.4.067.1A	Hose guide		2
17	283.4.011.1A	Stepper motor		1
18	590.1.253.1A	Tube		1
19	741.4.004.1A	Hose guide		2
20	590.1.251.1A	Tube		1
21	590.1.252.1A	Tube		1

NOTES NO.	CODE NO.	DESCRIPTION	VALIDITY	Q.TY
-----------	----------	-------------	----------	------


DRAWING 017 EXHAUST SYSTEM



DRAWING 017 EXHAUST SYSTEM

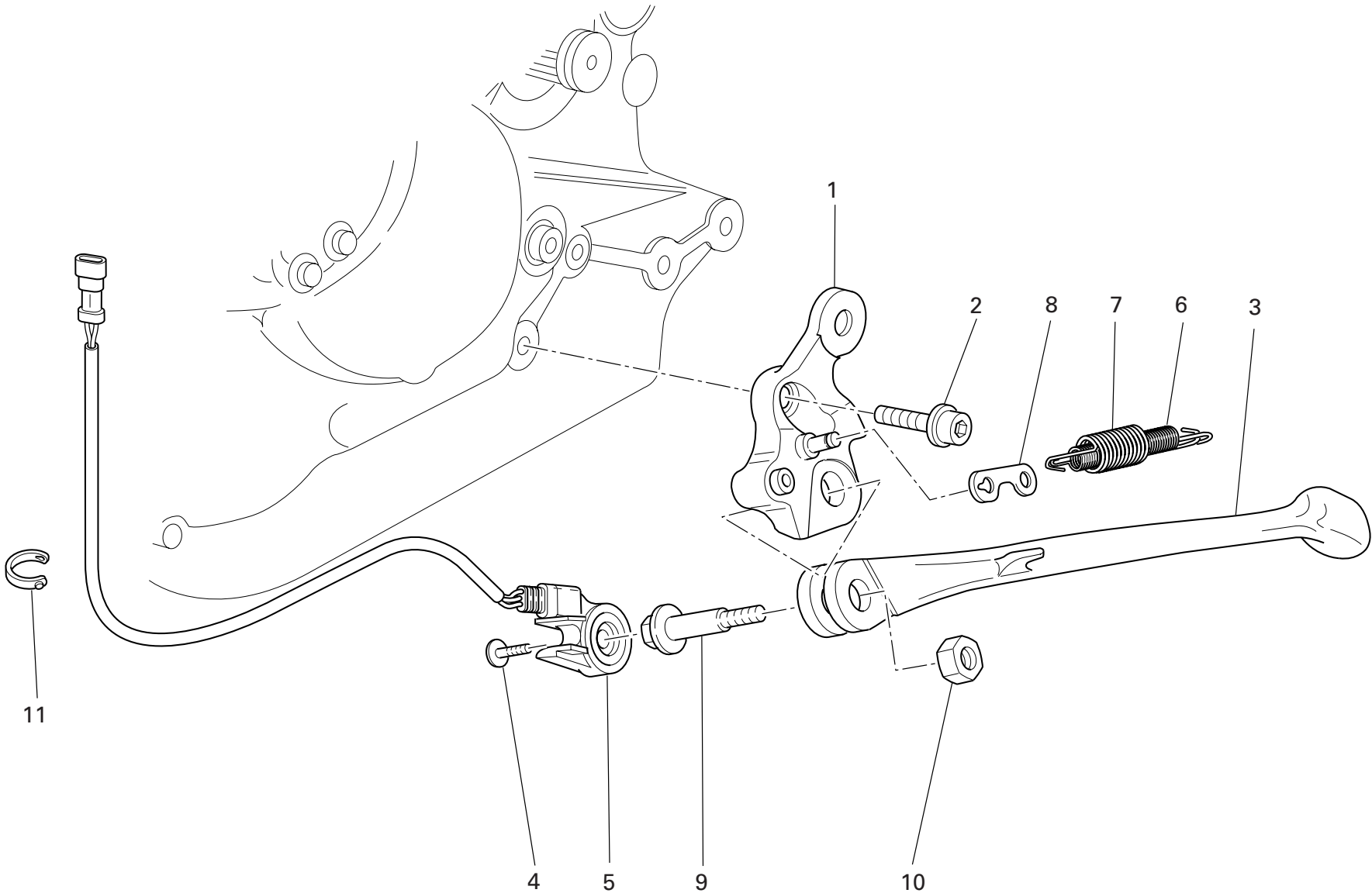
NOTES NO.	CODE NO.	DESCRIPTION	VALIDITY	Q.TY 
1	570.1.089.1A	Horizontal head exhaust pipe		1
2	571.1.089.1A	Vertical head exhaust pipe		1
3	748.4.033.1A	Nut		4
4	0370.84.005	Exhaust gasket		3
5	420.2.001.0A	Gasket th.1		2
6	780.1.007.1A	Cap		2
7	460.1.158.1A	Thermal protection		1
8	772.5.032.1A	Screw		4
9	852.1.186.1A	Washer		2
10	572.1.011.1B	Compensator		1
11	570.1.100.1A	Balancer/silencer exhaust pipe		1
12	460.1.157.1A	Thermal protection		1
13	573.1.075.1A	Exhaust silencer		1
14	764.1.068.1A	Rubber pad		2
15	764.1.042.1A	Vibration damper pad		1
16	852.1.163.1A	Washer		1
17	779.1.260.1A	Special screw		1
18	460.1.146.1A	Tail guard thermal protection		1
19	799.1.194.1A	Spring		3
20	570.1.101.1A	Horizontal exhaust pipe opening		1
21	748.1.036.1A	Nut		3
22	713.1.082.1A	Spacer		2
23	764.1.024.1A	Vibration damper pad		1
24	830.1.295.2A	Bracket		1
25	772.5.033.1A	Screw		1
26	771.5.665.8B	Screw		3
27	741.1.031.1A	Clamp		1

CATALOGUE No: 915.1.188.2B  
ISSUED: 04 - 04

NOTES NO.	CODE NO.	DESCRIPTION	VALIDITY	Q.TY 
28	790.1.012.1A	Gasket		2
29	790.1.013.1A	Gasket		1

CATALOGUE No: 915.1.188.2B  
ISSUED: 04 - 04

DRAWING 018 STANDS



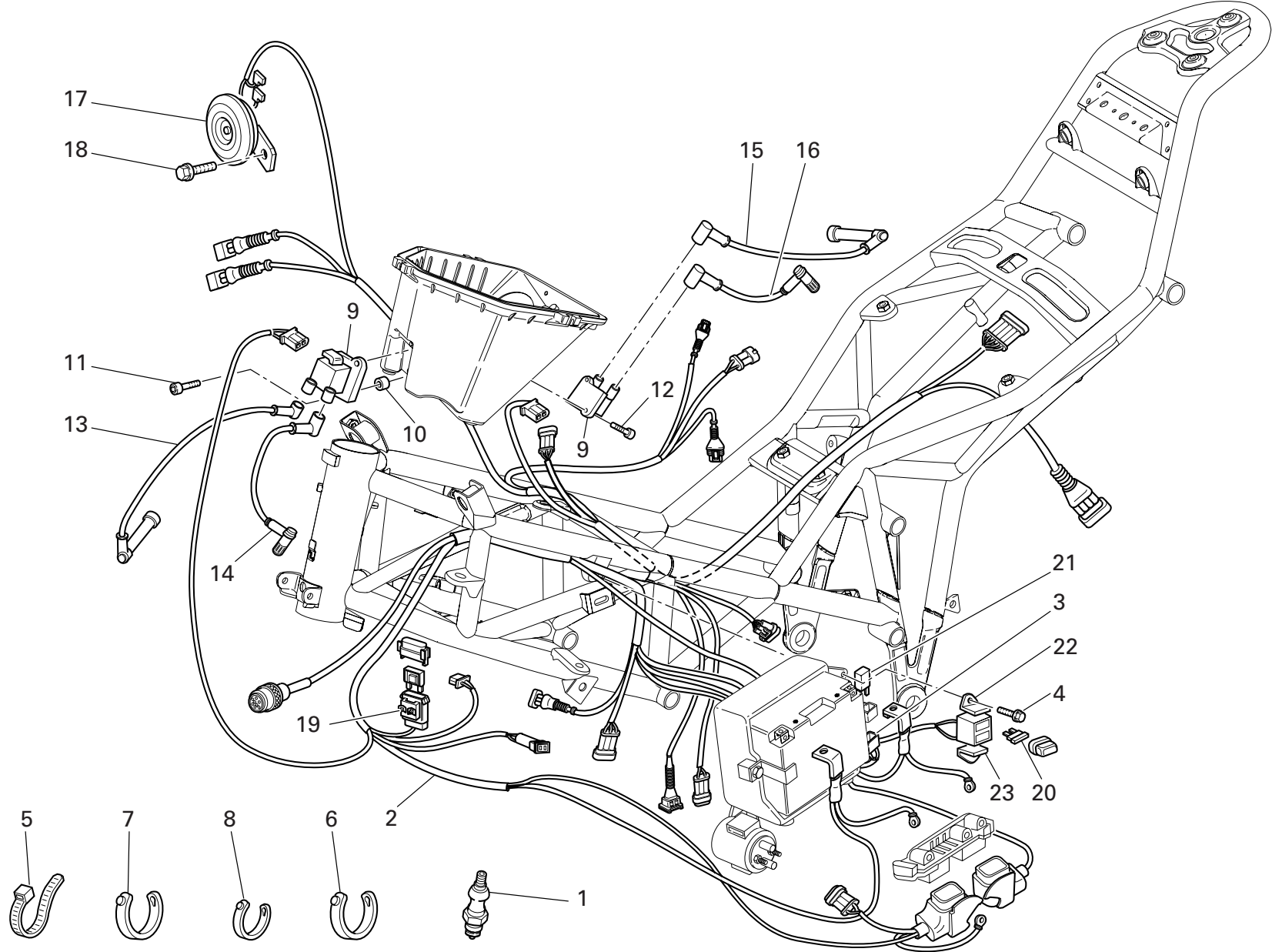


DRAWING 018 STANDS


NOTES NO.	CODE NO.	DESCRIPTION	VALIDITY	Q.TY
1	556.2.036.1A	Plate		1
2	771.5.754.8B	Screw		1
3	556.1.035.1A	Side stand (BLACK)		1
4	779.4.005.2A	Screw		1
5	539.1.023.2A	Switch		1
6	799.1.089.1B	Inner spring		1
7	799.1.088.1B	Outer spring		1
8	827.1.139.2B	Plate		1
9	556.1.018.1D	Pivot		1
10	749.4.045.2A	Nut		1
11	0691.91.030	Hose guide		1

NOTES NO.	CODE NO.	DESCRIPTION	VALIDITY	Q.TY
-----------	----------	-------------	----------	------

DRAWING 019 ELECTRIC SYSTEM

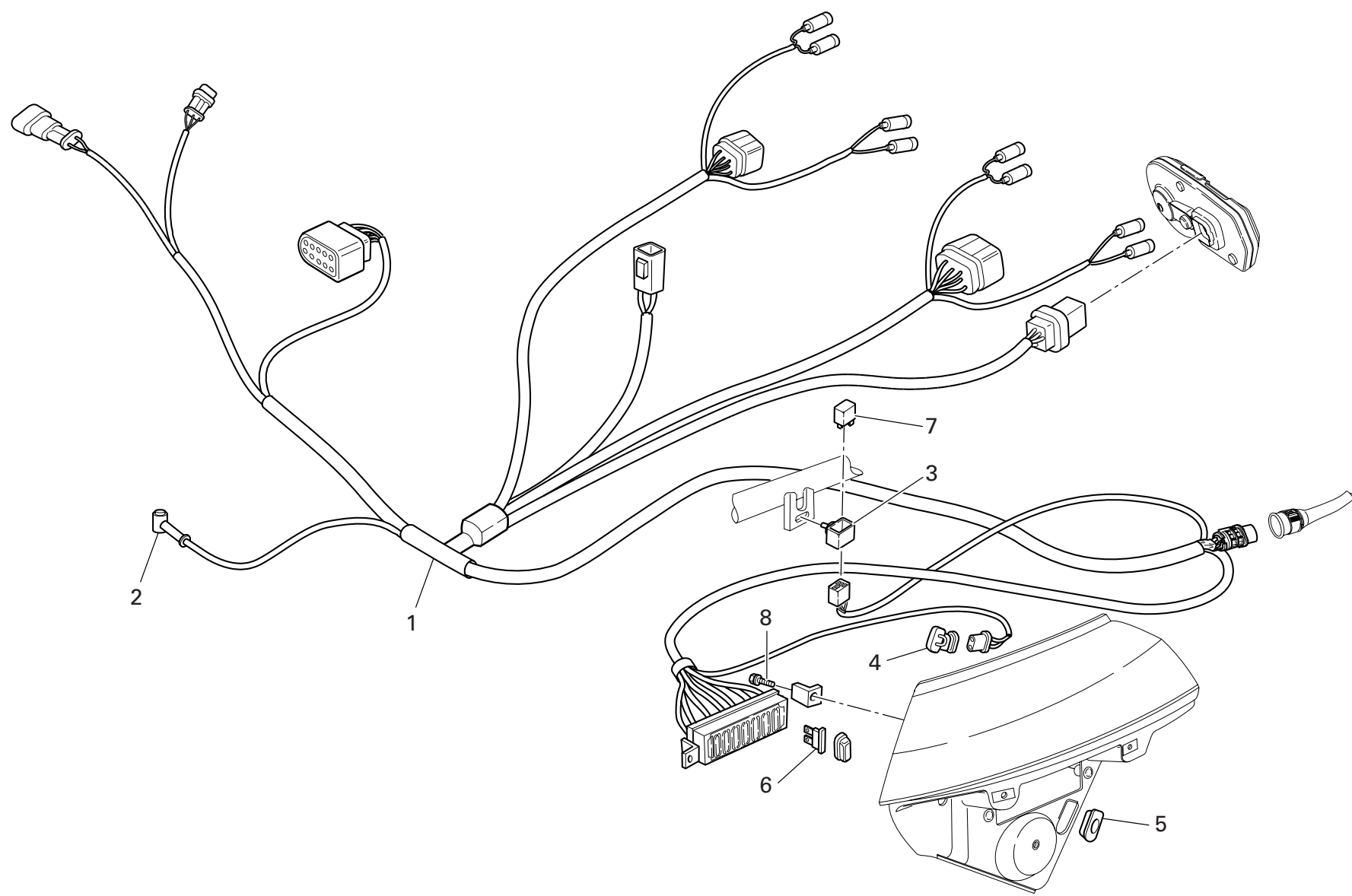


DRAWING 019 ELECTRIC SYSTEM

NOTES NO.	CODE NO.	DESCRIPTION	VALIDITY	Q.TY 
1	670.4.014.1A	Spark plug		4
2	510.1.238.1A	Electric wiring		1
3	829.1.190.1A	Rubber holder		1
4	772.1.047.1A	Screw		2
5	741.1.012.1A	Hose guide		8
6	741.1.013.1A	Hose guide		2
7	0691.91.030	Hose guide		12
8	741.4.038.1A	Hose guide		7
9	380.4.010.1C	Coil		2
10	711.1.138.1A	Spacer		1
11	771.5.047.8B	Screw		1
12	771.5.042.8B	Screw		3
13	671.1.024.1A	Right spark plug cable		1
14	671.1.025.1A	LH spark plug cable		1
15	671.1.027.1A	Right spark plug cable		1
16	671.1.028.1A	LH spark plug cable		1
17	516.4.003.1B	Horn (BLACK)		1
18	772.5.008.1B	Screw		1
19	389.4.014.1A	Fuse 40A		1
20	389.4.006.1A	Fuse 3A		1
20	389.4.013.1A	Fuse 20A		1
21	541.4.003.1A	Relay		1
22	830.1.278.1B	Bracket		1
23	830.1.277.1B	Bracket		1

NOTES NO.	CODE NO.	DESCRIPTION	VALIDITY	Q.TY 
-----------	----------	-------------	----------	------------------------------------------------------------------------------------------

DRAWING 019a FRONT WIRING



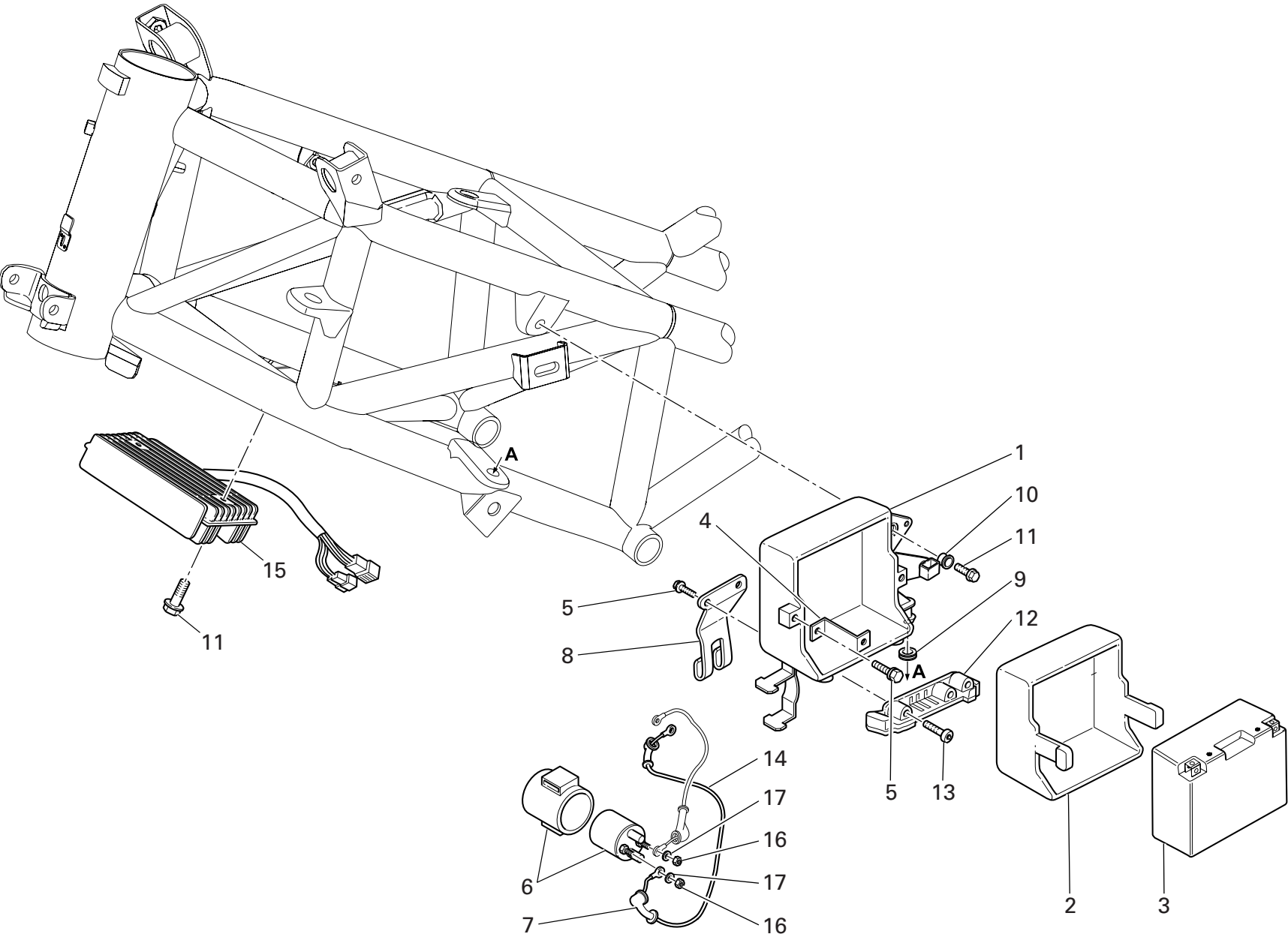
DRAWING 019a FRONT WIRING

NOTES NO.	CODE NO.	DESCRIPTION	VALIDITY	Q.TY
1	510.1.239.1A	Front wiring		1
2	672.1.038.1A	Rubber cap		1
3	829.1.190.1A	Rubber holder		1
4	552.4.012.1A	Air temperature sensor		1
5	829.1.401.1A	Holder sensor		1
6	389.4.006.1A	Fuse 3A		1
6	389.4.007.1A	Fuse 7.5A		1
6	389.4.008.1A	Fuse 15A		1
6	389.4.013.1A	Fuse 20A		1
6	389.4.015.1A	Fuse 5A		1
7	541.4.003.1A	Relay		1
8	772.1.047.1A	Screw		2

NOTES NO.	CODE NO.	DESCRIPTION	VALIDITY	Q.TY
-----------	----------	-------------	----------	------

DRAWING 020

BATTERY BOX MOUNT



DRAWING

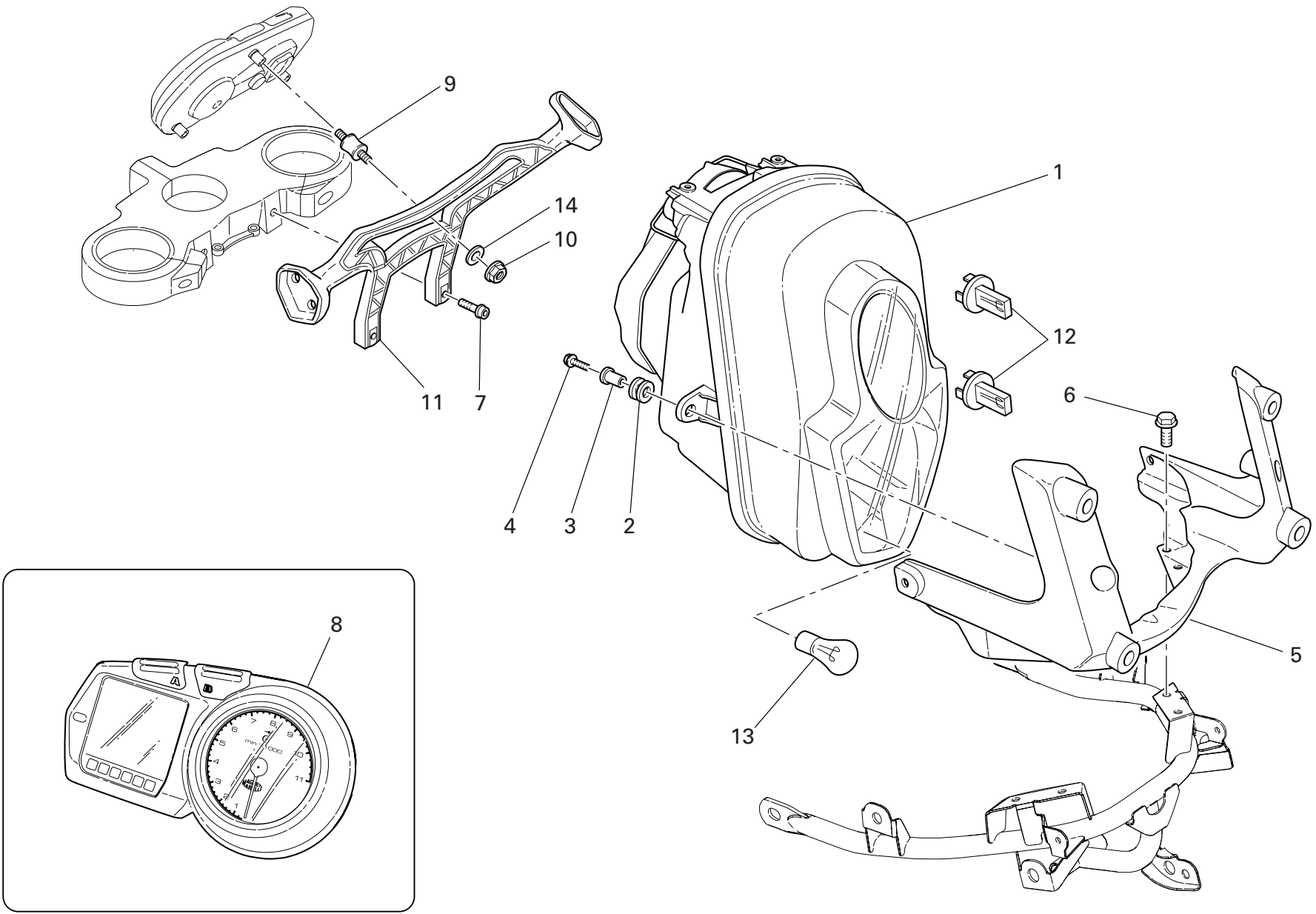
020

BATTERY BOX MOUNT

NOTES NO.	CODE NO.	DESCRIPTION	VALIDITY	Q.TY
1	829.1.406.1A	Battery box mount		1
2	829.1.410.1A	Battery carpet		1
3	395.4.013.1B	Battery		1
4	827.1.294.1A	Plate		2
5	772.1.046.1A	Screw		3
6	397.4.002.1A	Remote switch		1
7	672.1.029.1A	Rubber cap		1
8	827.1.295.1A	Plate		1
9	764.1.090.1A	Rubber pad		2
10	716.1.106.1A	Spacer		1
11	772.5.031.1B	Screw		3
12	286.4.155.1C	Injection control unit		1
13	771.5.072.8B	Screw		2
14	514.1.039.1A	Solenoid starter - starter motor cable		1
15	540.4.019.1A	Regulator		1
16	417.9.050.6A	Nut		2
17	462.4.037.6A	Spring washer		2


NOTES NO.	CODE NO.	DESCRIPTION	VALIDITY	Q.TY
-----------	----------	-------------	----------	------

DRAWING 021 FRONT HEAD-LIGHT AND INSTRUMENT PANEL





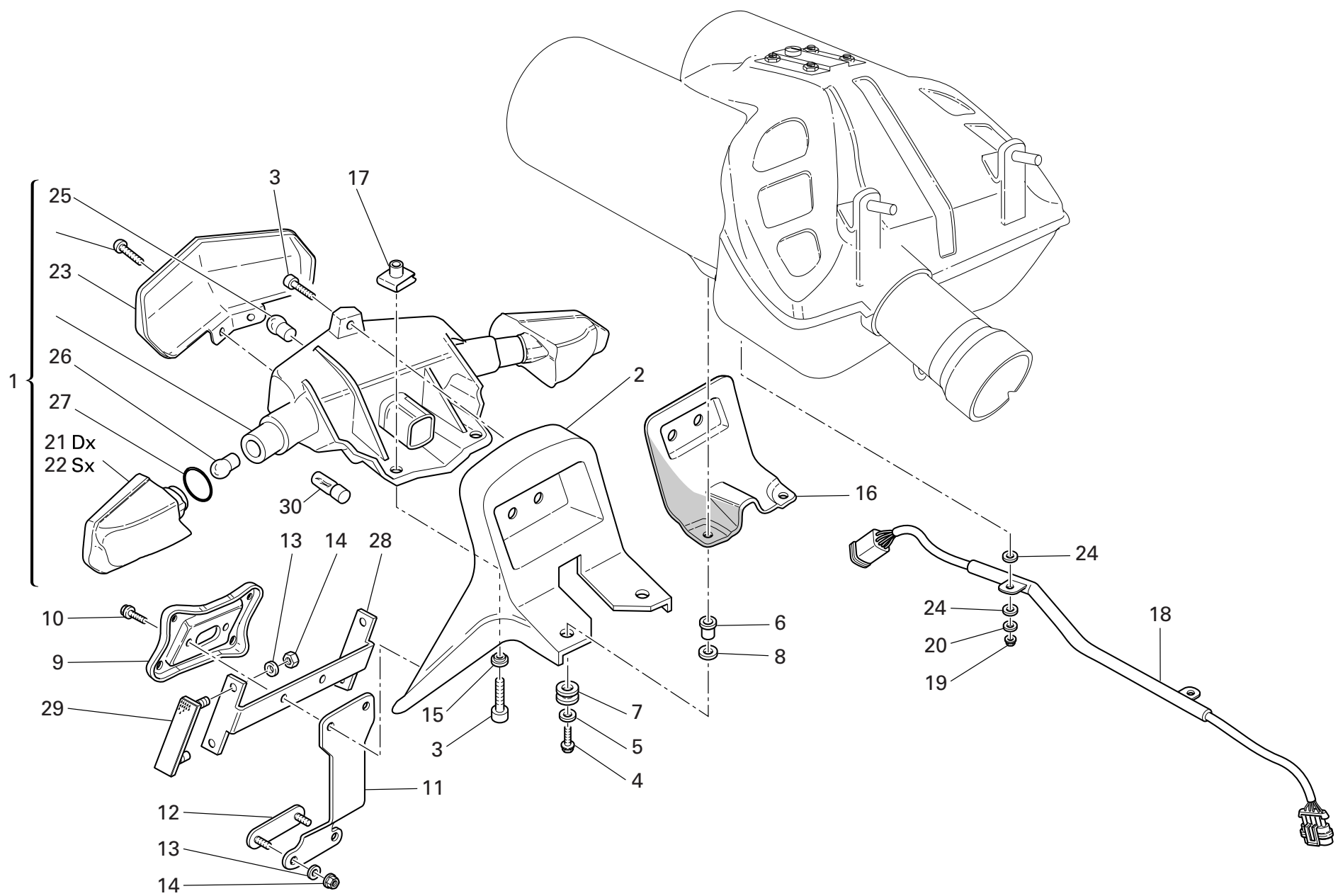
DRAWING 021 FRONT HEAD-LIGHT AND INSTRUMENT PANEL

NOTES NO.	CODE NO.	DESCRIPTION	VALIDITY	Q.TY 
1	520.1.001.2C	Complete headlight		1
2	764.1.075.1A	Rubber pad		3
3	716.1.022.1B	Spacer		3
4	772.5.031.1B	Screw		3
5	829.1.432.1A	Headlight and headlight fairing support		1
6	772.1.050.1A	Screw		4
7	771.5.723.8B	Screw		2
8	406.1.020.1A	Complete instrument panel		1
9	700.1.043.1A	Spacer		3
10	748.4.038.1A	Nut		3
11	829.1.468.1A	Mobile healdight fairing support		1
12	390.4.011.1A	Bulb		2
13	390.4.013.1A	Bulb		1
14	462.4.046.1A	Spring washer		3

NOTES NO.	CODE NO.	DESCRIPTION	VALIDITY	Q.TY 
-----------	----------	-------------	----------	------------------------------------------------------------------------------------------

DRAWING 022


PLATE HOLDER - REAR LIGHT



DRAWING 022 PLATE HOLDER - REAR LIGHT

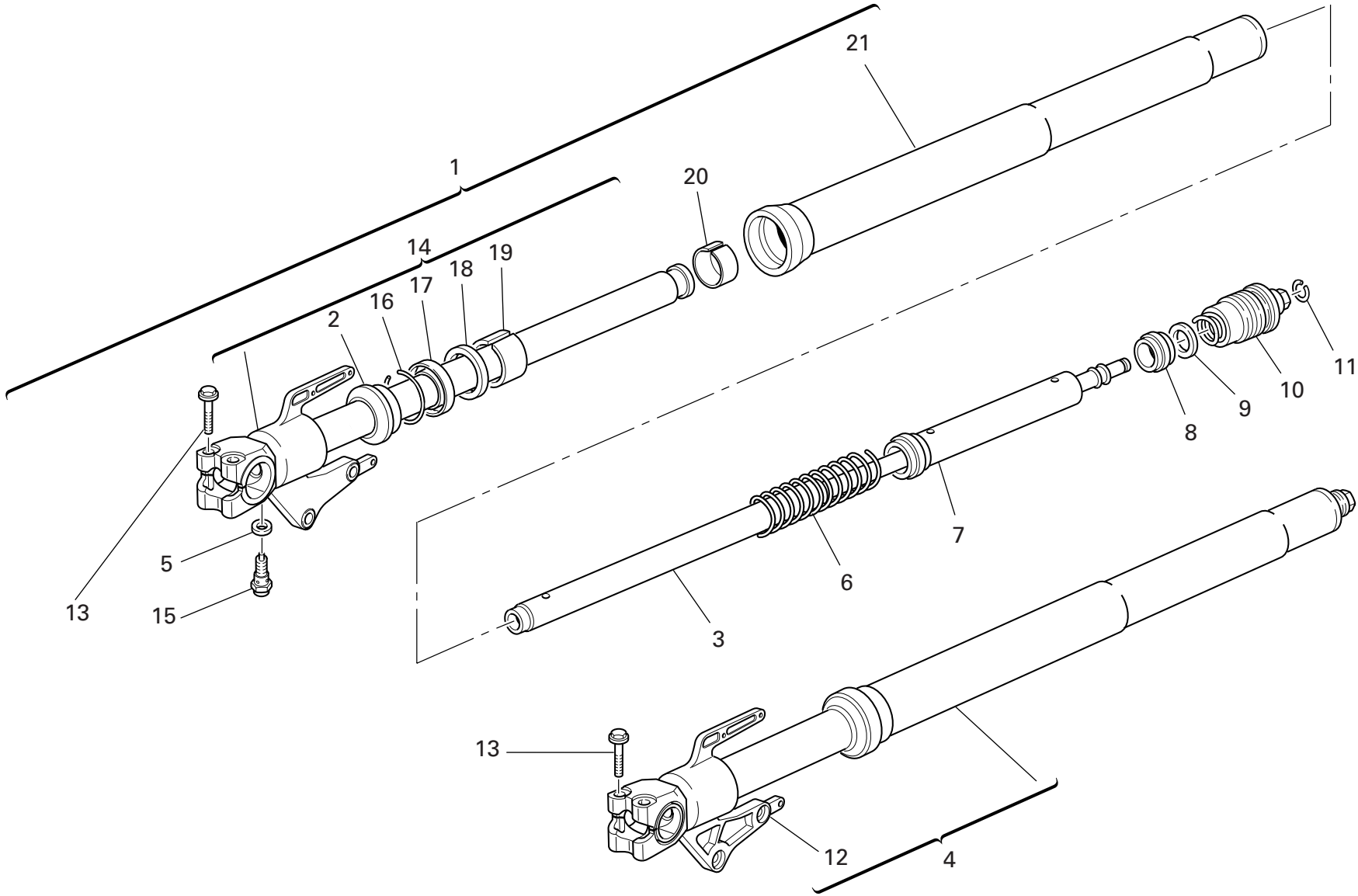
NOTES NO.	CODE NO.	DESCRIPTION	VALIDITY	Q.TY 
1	525.1.012.1B	Tail light		1
2	829.1.472.1B	Headlight holder		1
3	771.5.042.8B	Screw		3
4	772.5.038.1A	Screw		4
5	852.1.167.1A	Washer		4
6	716.1.112.1A	Spacer		4
7	764.1.069.1A	Rubber pad		4
8	852.1.148.1B	Washer		8
9	561.1.019.1A	Plate		1
10	772.5.031.1B	Screw		2
11	827.1.191.4A	Plate		1
12	529.1.009.1A	Reflector		1
13	852.5.001.1C	Washer		6
14	749.5.001.1B	Nut		6
15	716.1.107.1B	Spacer		2
16	460.1.147.1A	Thermal protection		1
17	850.4.055.1A	Quik fastening		2
18	510.1.240.1A	Rear wiring		1
19	748.1.036.1A	Nut		2
20	852.1.186.1A	Washer		2
21	531.1.001.1A	RH rear indicator body		1
22	531.1.002.1A	LH rear indicator body		1
23	525.1.014.1A	Taillight glass		1
24	856.1.091.1A	Washer		4
25	390.4.003.1A	Two-light bulb 12V 5/21W		1
26	8000.36726	Bulb		2
27	886.5.042.1A	O-ring		2

CATALOGUE No: 915.1.188.2B  
ISSUED: 04 - 04


NOTES NO.	CODE NO.	DESCRIPTION	VALIDITY	Q.TY 
28	829.1.136.1A	Holder		1
29	529.1.006.1A	Reflector		2
30	390.4.016.1A	Bulb		1

CATALOGUE No: 915.1.188.2B  
ISSUED: 04 - 04

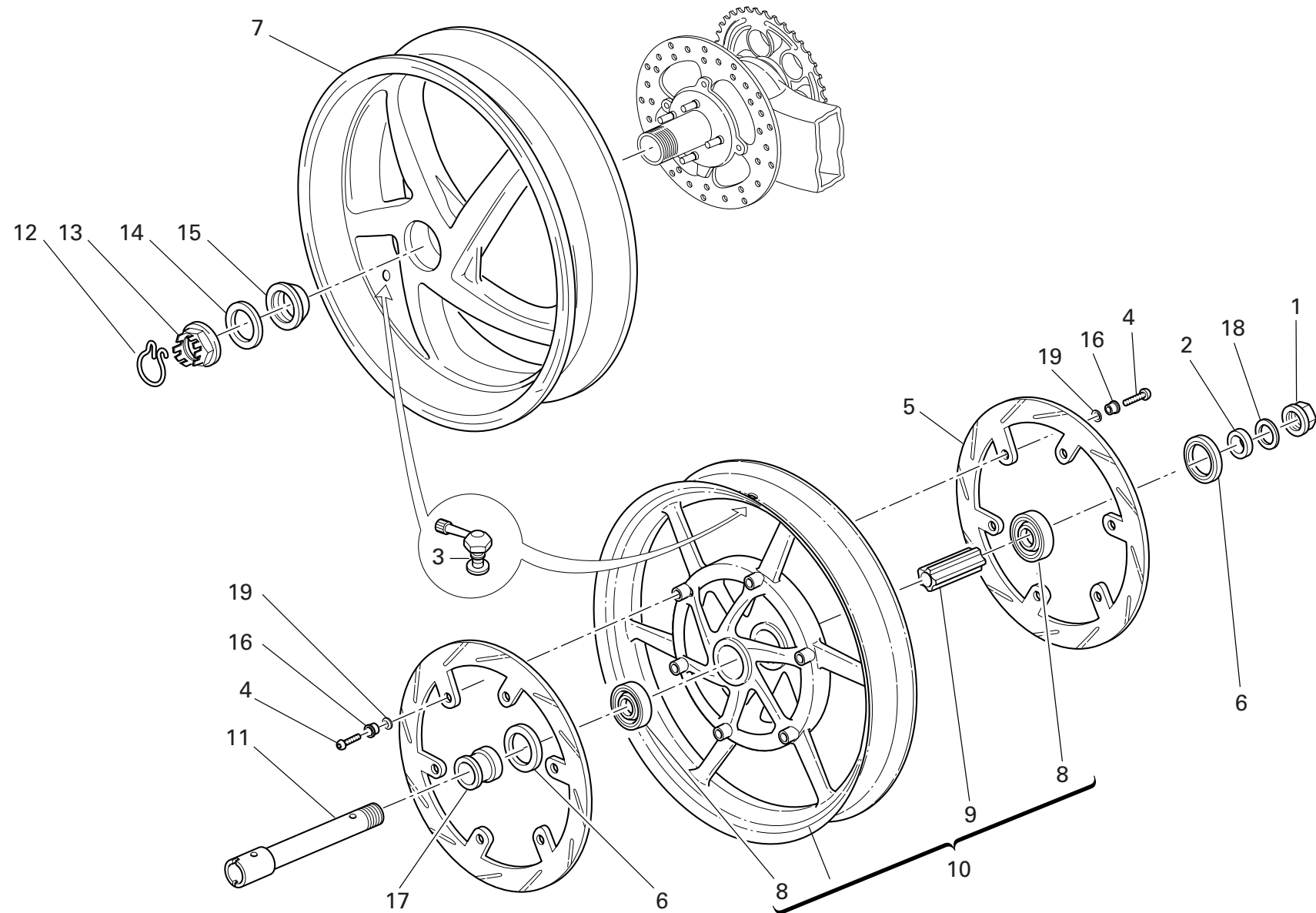
DRAWING 023 FRONT FORK




DRAWING 023 FRONT FORK

NOTES NO.	CODE NO.	DESCRIPTION	VALIDITY	Q.TY
				
1	344.2.011.1A	R.H. fork leg assembly		1
2	349.1.101.1A	Dust seal		2
3	349.1.181.1A	Damper tube		2
4	345.2.011.1A	L.H. fork leg assembly		1
5	349.1.060.1B	Special washer		2
6	349.1.183.1A	Spring		2
7	349.1.184.1A	Spring coupling		2
8	349.1.064.1A	Slider		2
9	349.1.065.1A	Rubber cush drive hub		2
10	349.2.028.1A	Complete cap		2
11	349.1.098.1A	Snap ring		2
12	349.1.179.1A	Complete L.H. slider		1
13	772.5.028.1AB	Screw		4
14	349.1.178.1A	Complete R.H. slider		1
15	349.1.182.1A	Adjusting screw		2
16	884.1.005.1A	Ring		2
17	930.1.007.1A	Seal ring		2
18	349.1.102.1A	Check ring		2
19	349.1.190.1A	Bush		2
20	349.1.104.1A	Bush		2
21	349.1.180.1A	Stanchion tube		2

NOTES NO.	CODE NO.	DESCRIPTION	VALIDITY	Q.TY
				

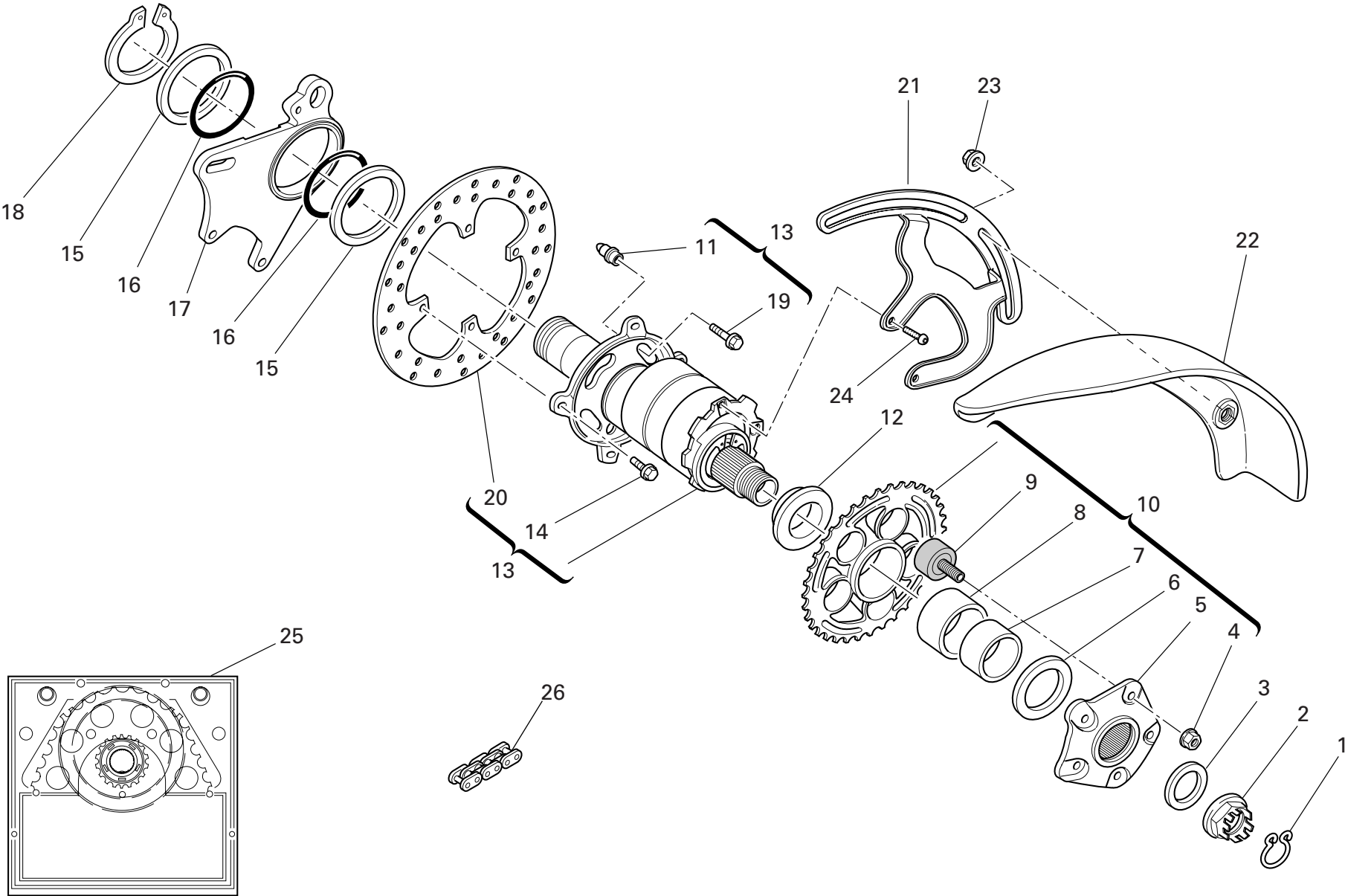


DRAWING 024 FRONT AND REAR WHEELS

NOTES NO.	CODE NO.	DESCRIPTION	VALIDITY	Q.TY 
1	748.1.014.1A	Nut		1
2	713.1.197.3A	L.H. spacer		1
3	497.2.001.2A	Valve		2
4	779.1.328.1A	Screw		12
5	492.4.061.1A	Front brake disc		2
6	930.4.052.1A	Seal ring		2
7	502.2.107.2AM	Rear wheel rim (GREY)		1
8	75162.2566	Bearing		2
9	714.1.047.1A	Inner spacer		1
10	501.2.107.1AM	Front wheel rim (GREY)		1
11	819.1.043.1A	Front wheel spindle		1
12	759.1.009.1A	Clip		1
13	750.1.019.1B	Nut		1
14	852.1.057.1A	Washer		1
15	714.1.027.1A	Special washer		1
16	710.4.003.1A	Bush		12
17	713.1.196.1A	R.H. spacer		1
18	8000.70119	Washer		1
19	799.4.005.1A	Spring washer		12

NOTES NO.	CODE NO.	DESCRIPTION	VALIDITY	Q.TY 
-----------	----------	-------------	----------	------------------------------------------------------------------------------------------

DRAWING 025 REAR WHEEL PIN





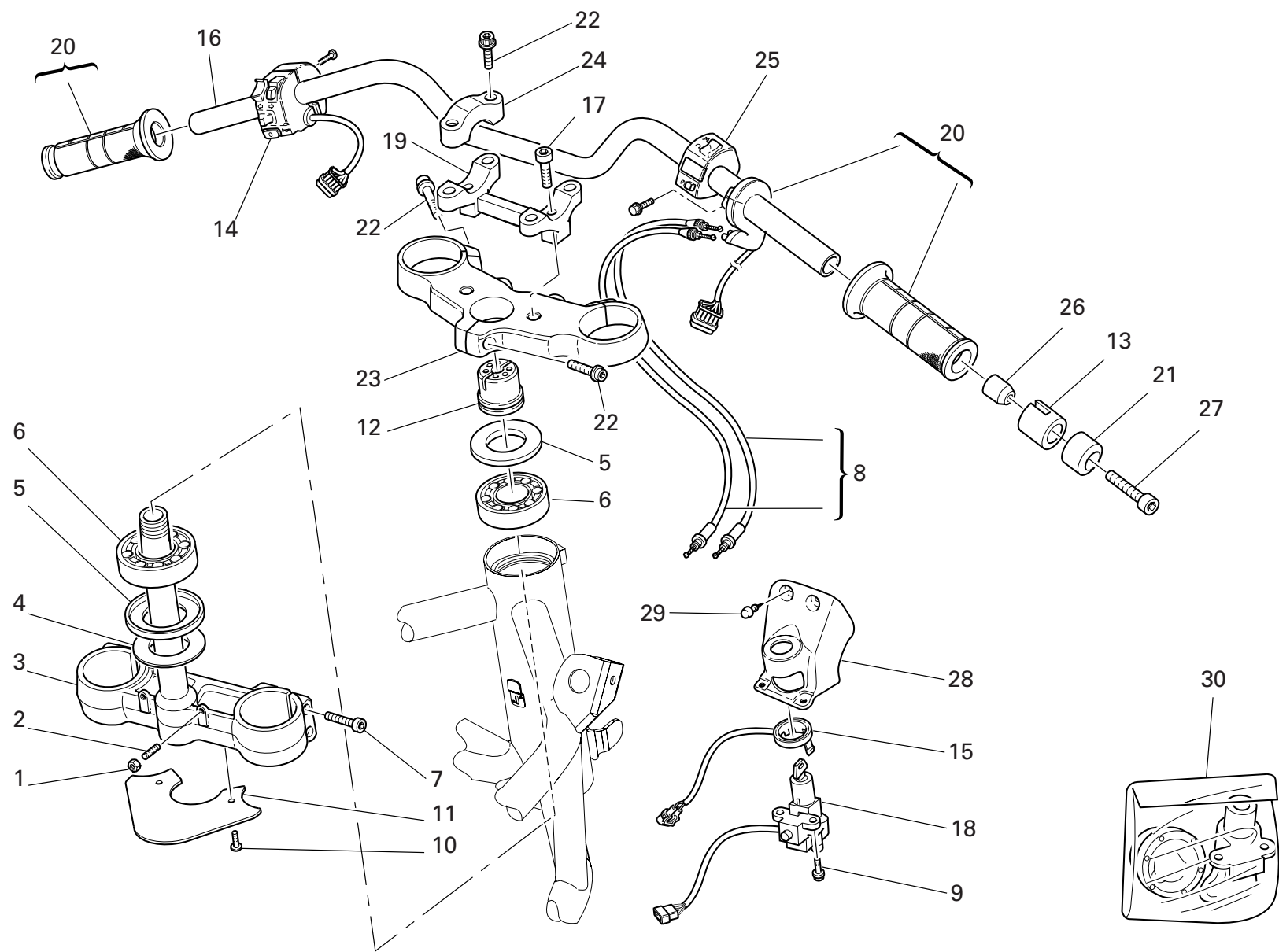
DRAWING 025 REAR WHEEL PIN

NOTES NO.	CODE NO.	DESCRIPTION	VALIDITY	Q.TY 
1	759.1.008.1A	Clip		1
2	750.1.018.1C	Nut		1
3	852.1.055.1A	Washer		1
4	748.4.024.1AB	Nut		5
5	160.1.021.1C	Rear sprocket flange		1
6	852.1.058.2A	Washer		1
7	711.1.067.1A	Bush		1
8	712.1.018.1A	Bush		1
9	700.1.017.1E	Rubber cush drive hub		5
10	494.1.097.1A	Ring gear z=42		1
11	863.1.001.1D	Pin		4
12	714.1.041.1A	Spacer		1
13	819.2.042.1A	Hub		1
14	773.5.120.8B	Screw		4
15	852.1.059.1A	Washer		2
16	886.5.003.1A	O-Ring		2
17	825.1.035.1A	Caliper holder plate		1
18	884.5.004.1A	Circlip		1
19	772.1.005.1B	Screw		4
20	492.4.062.1A	Rear brake disc		1
21	830.1.282.1B	Bracket		1
22	564.1.045.1A	Mudflap		1
23	748.1.036.1A	Nut		2
24	775.1.033.1A	Screw		2
25	676.2.054.1A	Final drive kit		1
26	676.4.044.1A	Chain (102 Links)		1

NOTES NO.	CODE NO.	DESCRIPTION	VALIDITY	Q.TY 
-----------	----------	-------------	----------	------------------------------------------------------------------------------------------

DRAWING 026


HANDLEBAR AND CONTROLS



DRAWING 026 HANDLEBAR AND CONTROLS

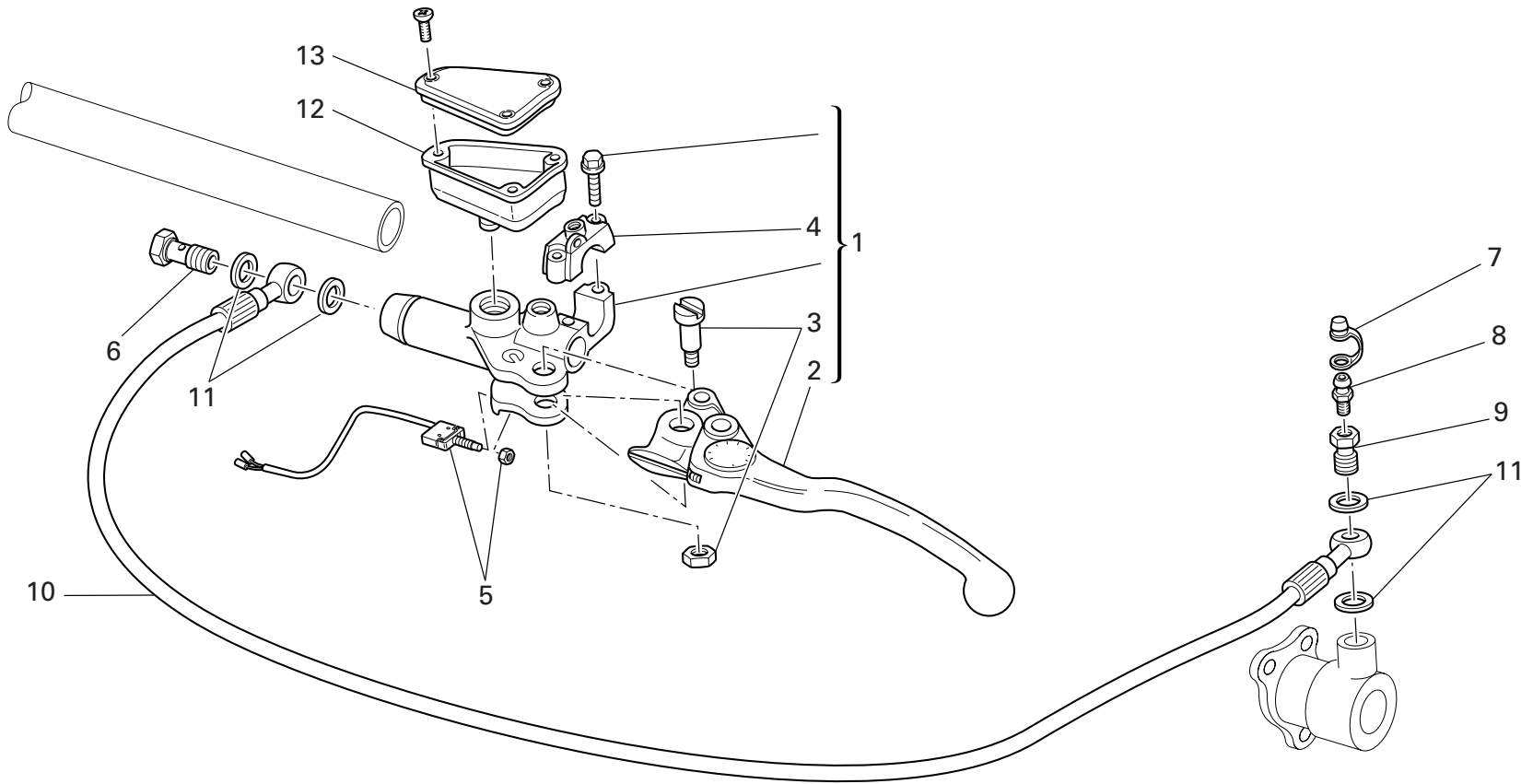
NOTES NO.	CODE NO.	DESCRIPTION	VALIDITY	Q.TY 
1	747.5.007.1A	Nut		2
2	779.1.099.1B	Special screw		2
3	342.2.031.1A	Steering head base		1
4	852.1.103.1A	Washer		1
5	930.1.004.1B	Seal ring		2
6	702.4.004.1A	Bearing		2
7	771.5.727.8B	Screw		4
8	656.2.002.1A	Cables unit		1
9	771.5.063.8B	Screw		2
10	772.1.045.1A	Screw		2
11	460.1.076.2A	Mudflap		1
12	703.1.013.1A	Ring nut		1
13	710.1.068.1A	Bush		2
14	651.4.014.1A	L.H. switch		1
15	518.4.004.1B	Antenna		1
16	360.1.047.1A	Handlebar		1
17	771.5.157.8B	Screw		2
18	652.4.006.1C	Key-operated switch		1
19	360.1.046.1B	Single U-bolt		1
20	654.4.010.1A	Throttle control		1
21	153.1.008.1A	Counterweight		2
22	771.5.725.8B	Screw		7
23	341.1.037.1A	Steering head		1
24	360.1.051.1B	Bracket		2
25	650.4.010.1B	R.H. switch		1
26	711.1.072.1A	Bush		2
27	771.5.074.8B	Screw		2

CATALOGUE No: 915.1.188.2B  
ISSUED: 04 - 04

NOTES NO.	CODE NO.	DESCRIPTION	VALIDITY	Q.TY 
28	247.1.204.1A	Cover		1
29	8000.66308	Vibration damper pad		2
30	598.2.031.2E	Locks kit		1

CATALOGUE No: 915.1.188.2B  
ISSUED: 04 - 04


DRAWING 027 CLUTCH CONTROL



DRAWING

027

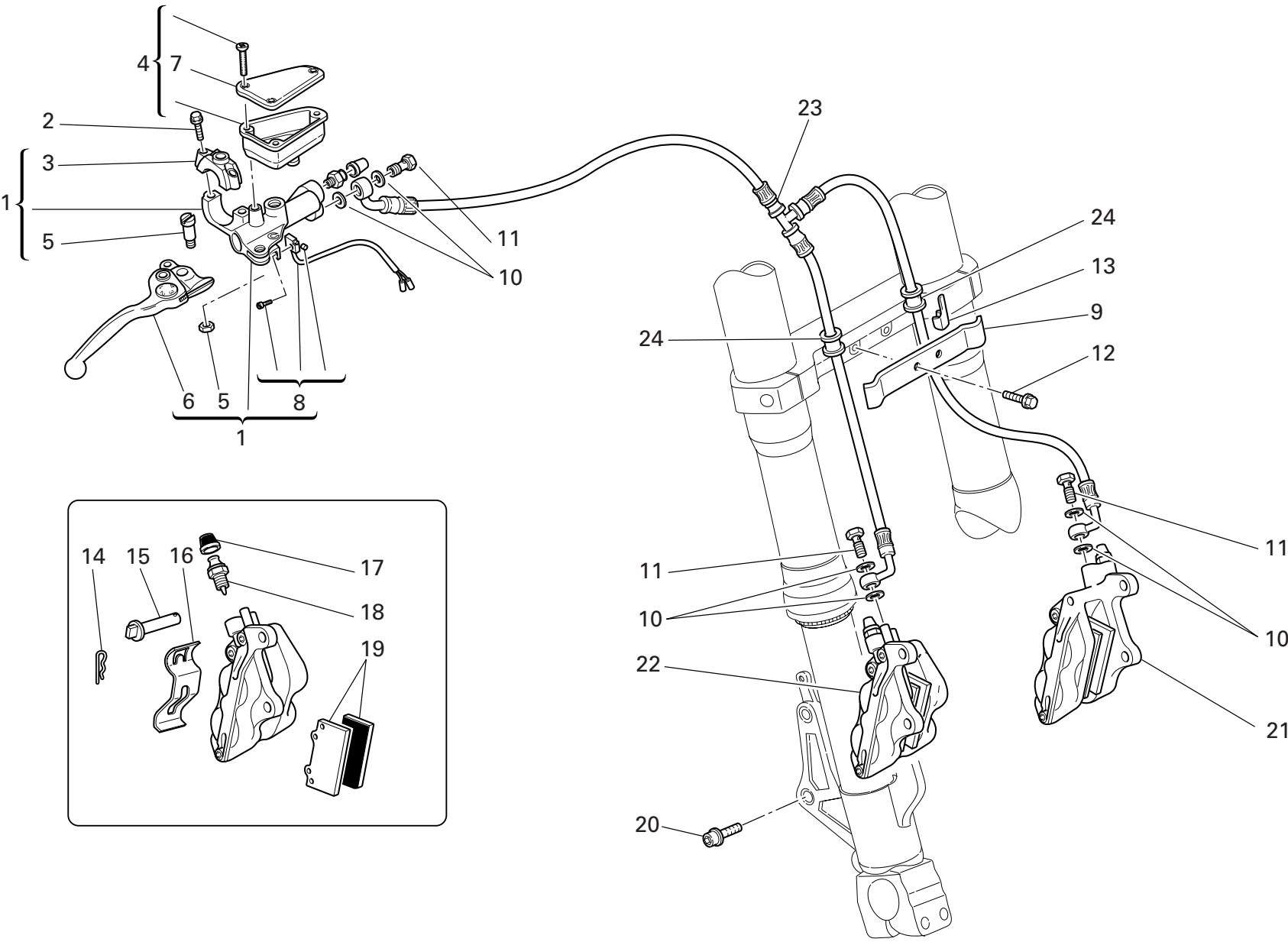
CLUTCH CONTROL

NOTES NO.	CODE NO.	DESCRIPTION	VALIDITY	Q.TY
				
1	630.4.023.1A	Clutch drive pump		1
2	626.4.034.1A	Clutch control lever		1
3	626.4.011.1A	Spare lever pin		1
4	626.4.008.1C	Spare bracket		1
5	539.4.033.1A	Microswitch		1
6	779.1.058.1AB	Special screw		1
7	612.4.005.1A	Dust seal		1
8	0000.33552	Bleed		1
9	779.1.082.1AB	Special screw		1
10	632.1.023.1A	Clutch control pipe (METAL PLAITED)		1
11	420.2.001.0A	Gasket th.1		4
12	585.4.007.1A	Complete oil tank		1
13	893.4.008.1A	Cap		1

NOTES NO.	CODE NO.	DESCRIPTION	VALIDITY	Q.TY
				

DRAWING 028

FRONT BRAKE

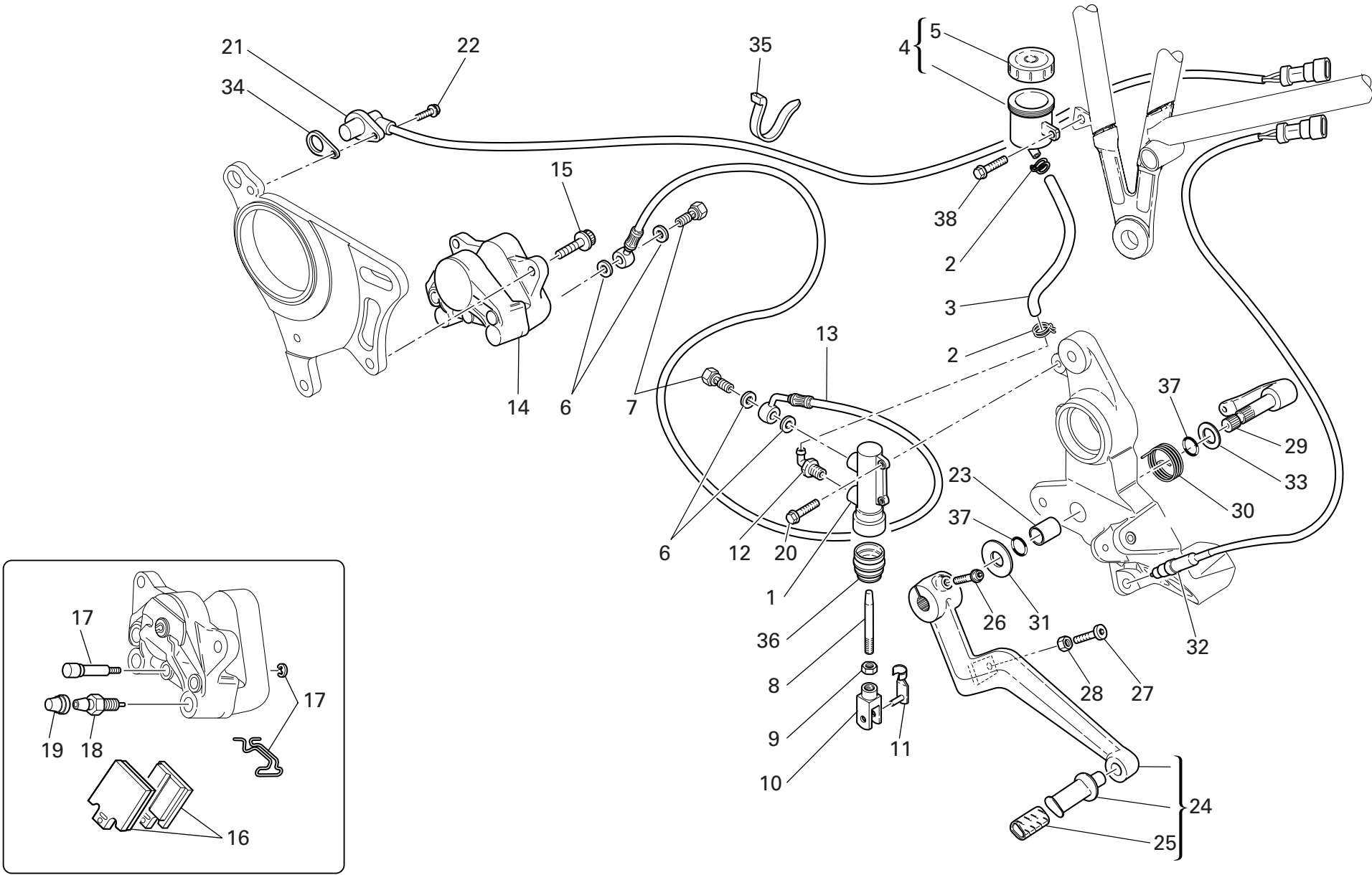


DRAWING 028 FRONT BRAKE

NOTES NO.	CODE NO.	DESCRIPTION	VALIDITY	Q.TY 
1	624.4.030.1A	Front brake pump		1
2	771.5.669.2B	Screw		2
3	626.4.015.1B	Bracket		1
4	585.4.006.1A	Complete oil tank		1
5	626.4.011.1A	Spare lever pin		1
6	626.4.019.1A	Brake control lever		1
7	893.4.007.1A	Tank cap		1
8	539.4.021.1A	Microswitch		1
9	830.1.286.1A	Plate		1
10	420.2.001.0A	Gasket th.1		6
11	779.1.058.1AB	Special screw		3
12	772.5.037.1A	Screw		1
13	829.1.141.1C	Fairlead		2
14	612.4.018.1A	Spring		2
15	612.4.014.1A	Spare pins and spring		2
16	612.4.017.1A	Spring		2
17	612.4.008.1A	Dust seal		2
18	631.4.004.1A	Spare bleed union		2
19	613.4.020.1A	Pads pair		2
20	771.5.431.8B	Screw		4
21	610.4.029.1A	L.H. brake caliper		1
22	610.4.030.1A	R.H. brake caliper		1
23	618.4.050.1A	Front brake line		1
24	764.1.074.1A	Hose guide		2

NOTES NO.	CODE NO.	DESCRIPTION	VALIDITY	Q.TY 
-----------	----------	-------------	----------	------------------------------------------------------------------------------------------

DRAWING 029 REAR HYDRAULIC BRAKE






DRAWING 029 REAR HYDRAULIC BRAKE

NOTES NO.	CODE NO.	DESCRIPTION	VALIDITY	Q.TY 
1	625.4.004.1A	Rear brake pump		1
2	741.4.043.1A	Hose guide		2
3	877.1.094.1A	Tube		1
4	0000.61078	Complete oil tank		1
5	893.4.005.1A	Cap		1
6	420.2.001.0A	Gasket th.1		4
7	779.1.058.1AB	Special screw		2
8	117.1.067.1A	Adjuster rod		1
9	747.5.003.1A	Nut		1
10	184.1.005.1A	Fork		1
11	850.1.015.1A	Quik fastening		1
12	631.4.008.1A	Spare union		1
13	619.4.023.1A	Rear brake line (METAL PLAITED)		1
14	611.4.013.1AB	Rear brake caliper		1
15	771.5.723.8B	Screw		2
16	613.4.038.1A	Pads pair		1
17	612.4.016.1A	Spare pins and spring		1
18	631.4.016.1A	Bleed		1
19	612.4.008.1A	Dust seal		1
20	772.5.031.1B	Screw		2
21	552.1.043.1A	Speed sensor		1
22	772.5.029.1A	Screw		1
23	8000.59056	Bush		1
24	457.2.022.2A	Brake lever		1
25	764.1.011.2A	Rubber pad		1
26	771.5.668.8B	Screw		1
27	779.1.237.1B	Adjusting screw		1

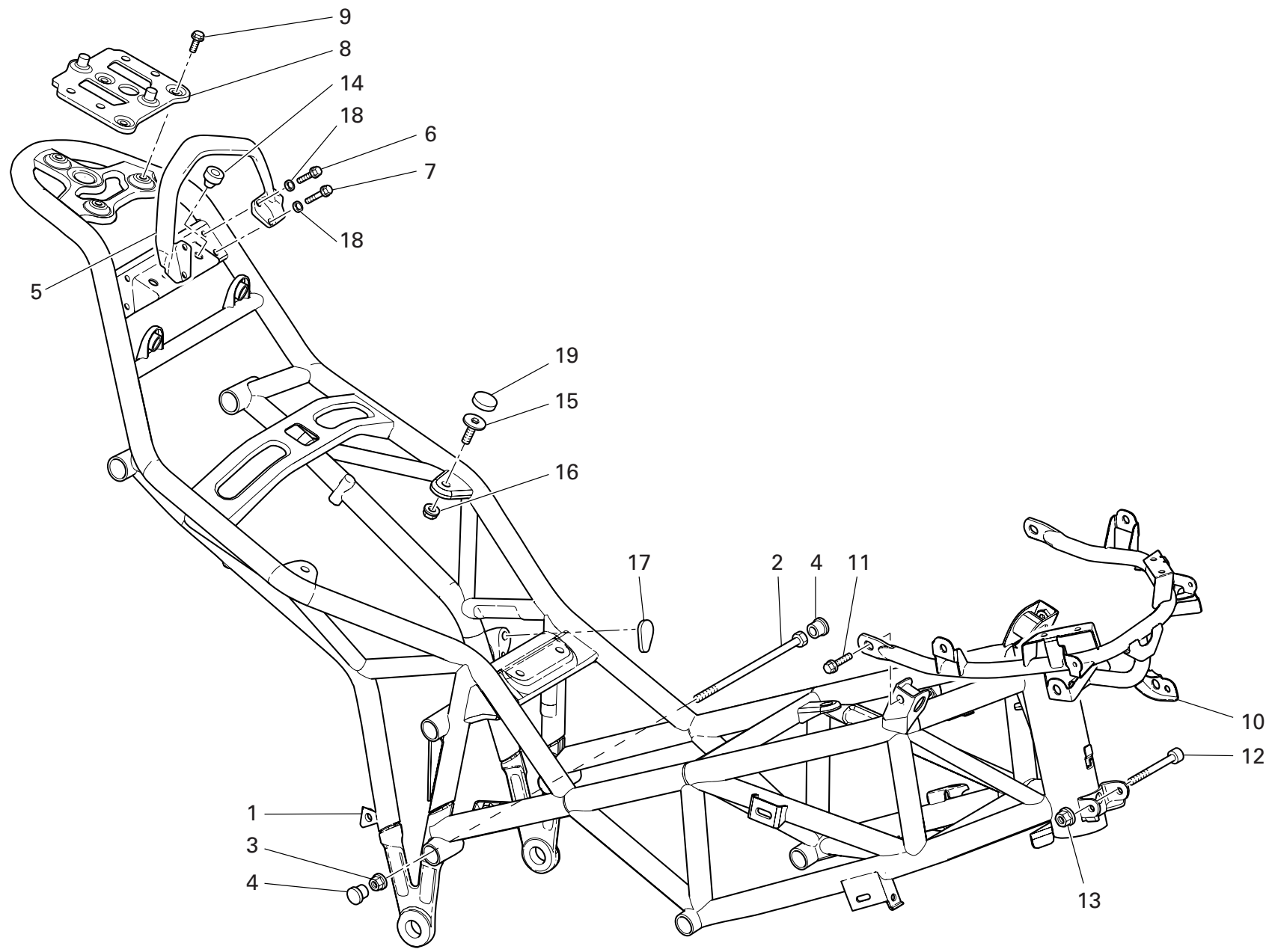
CATALOGUE No: 915.1.188.2B  
ISSUED: 04 - 04

NOTES NO.	CODE NO.	DESCRIPTION	VALIDITY	Q.TY 
28	747.5.005.1B	Nut		1
29	455.1.015.1A	Brake master cylinder lever		1
30	799.1.174.1A	Return spring		1
31	852.1.153.1A	Washer		1
32	539.4.003.1B	Switch		1
33	852.1.152.1A	Washer		1
34	713.1.192.1A	Spacer		1
35	741.4.038.1A	Hose guide		2
36	626.4.013.1A	Dust cover		1
37	0000.01199	O-ring		2
38	772.5.032.1A	Screw		1

CATALOGUE No: 915.1.188.2B  
ISSUED: 04 - 04

DRAWING 030

FRAME

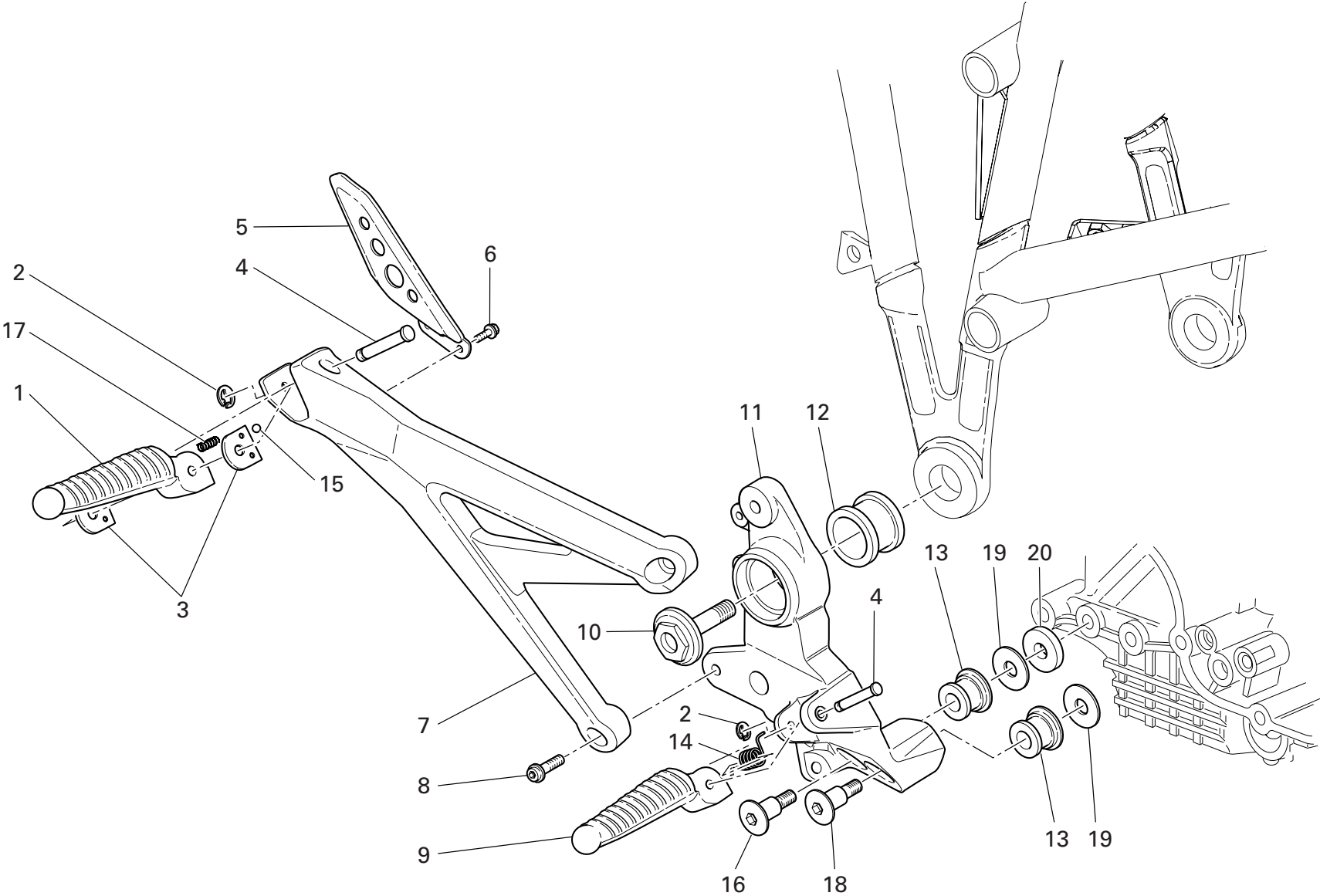


DRAWING 030 FRAME


NOTES NO.	CODE NO.	DESCRIPTION	VALIDITY	Q.TY
1	470.1.058.3BB	Frame (BLACK)		1
1	470.1.058.3BF	Frame (RED)		1
2	779.1.213.1A	Screw		2
3	748.4.002.1A	Nut		2
4	872.1.026.1A	Cap		4
5	806.1.017.1AA	Pillion rider grip (RED)		1
5	806.1.017.1AM	Pillion rider grip (METALLIC DARK GREY)		1
5	806.1.017.1AT	Pillion rider grip (BLACK)		1
6	772.5.029.1A	Screw		2
7	772.5.031.1B	Screw		2
8	827.1.274.1A	Plate		1
9	772.5.032.1A	Screw		3
10	470.1.079.1A	Fairing/headlight/radiator supporting subframe		1
11	772.5.008.1B	Screw		2
12	771.5.141.8B	Screw		1
13	749.4.006.1AB	Nut		1
14	866.1.061.1A	Rubber pad		2
15	684.1.061.2A	Stud bolt		4
16	748.4.039.1A	Nut		4
17	872.1.045.1A	Cap		1
18	852.1.176.1A	Washer		4
19	866.1.046.1A	Pad		4

NOTES NO.	CODE NO.	DESCRIPTION	VALIDITY	Q.TY
-----------	----------	-------------	----------	------

DRAWING 031 R.H. FOOT RESTS

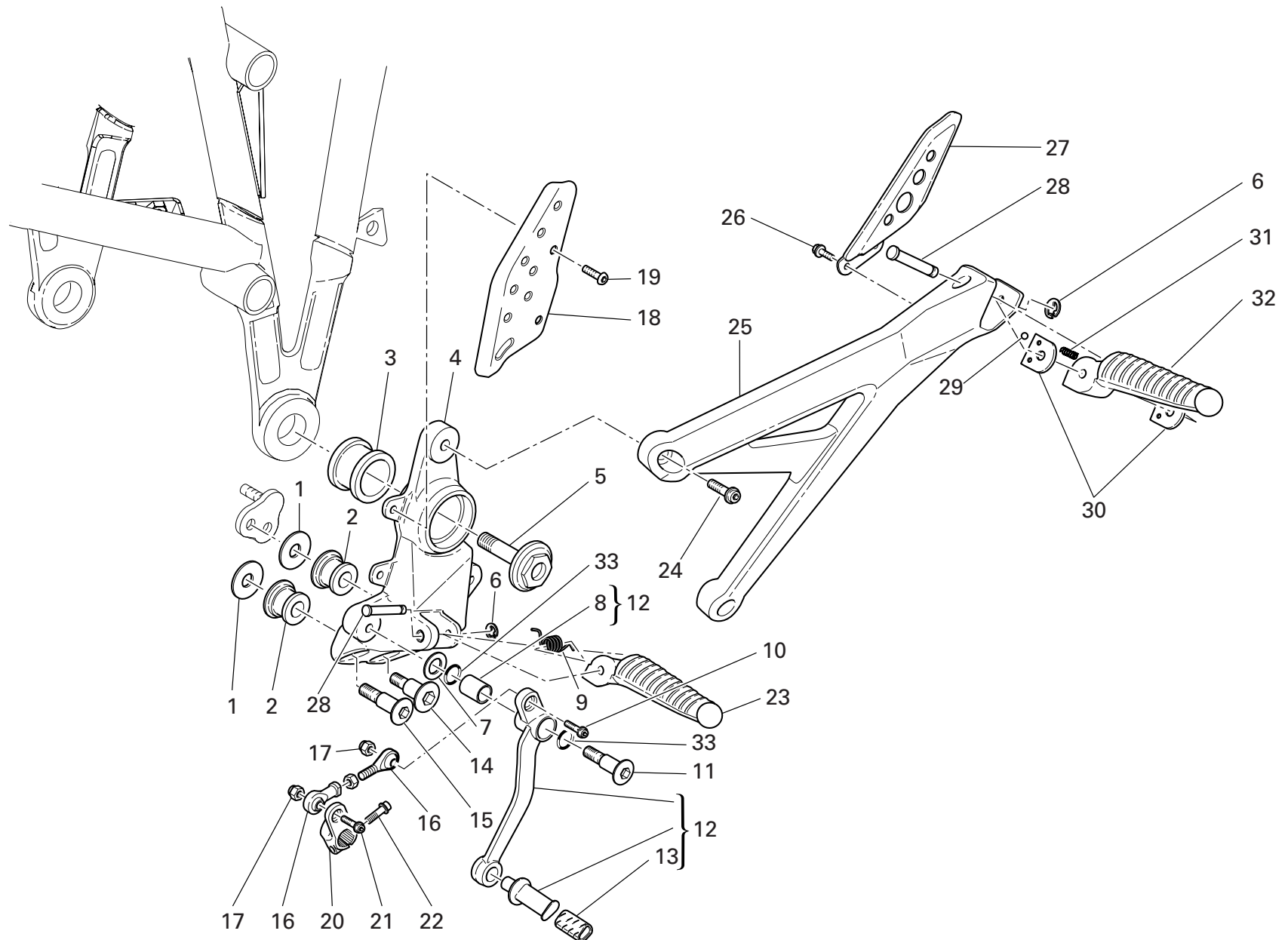


DRAWING 031 R.H. FOOT RESTS

NOTES NO.	CODE NO.	DESCRIPTION	VALIDITY	Q.TY
				
1	464.1.037.1A	Rear foot peg (R.H.)		1
2	884.5.003.1A	Ring		2
3	827.1.115.1B	Plate		2
4	821.1.068.1B	Pin		2
5	247.1.214.1A	Rear heel guard (R.H.)		1
6	772.1.045.1A	Screw		2
7	824.1.079.1A	Rear foot peg holder plate (R.H.)		1
8	771.5.725.8B	Screw		2
9	464.1.035.1A	Front foot peg (R.H.)		1
10	779.1.305.1A	Special screw		1
11	824.2.071.1A	Foot peg holder plate (R.H.)		1
12	764.1.066.1A	Rubber pad		1
13	700.1.049.1A	Vibration damper		2
14	799.1.166.1A	Spring		1
15	80N0.21507	Ball		1
16	779.1.325.1A	Special screw		1
17	799.1.252.1A	Spring		1
18	779.1.206.1AB	Special screw		1
19	852.1.065.1B	Washer		2
20	852.1.179.1A	Washer		1

NOTES NO.	CODE NO.	DESCRIPTION	VALIDITY	Q.TY
				


DRAWING 031a L.H. FOOT RESTS



DRAWING 031a L.H. FOOT RESTS

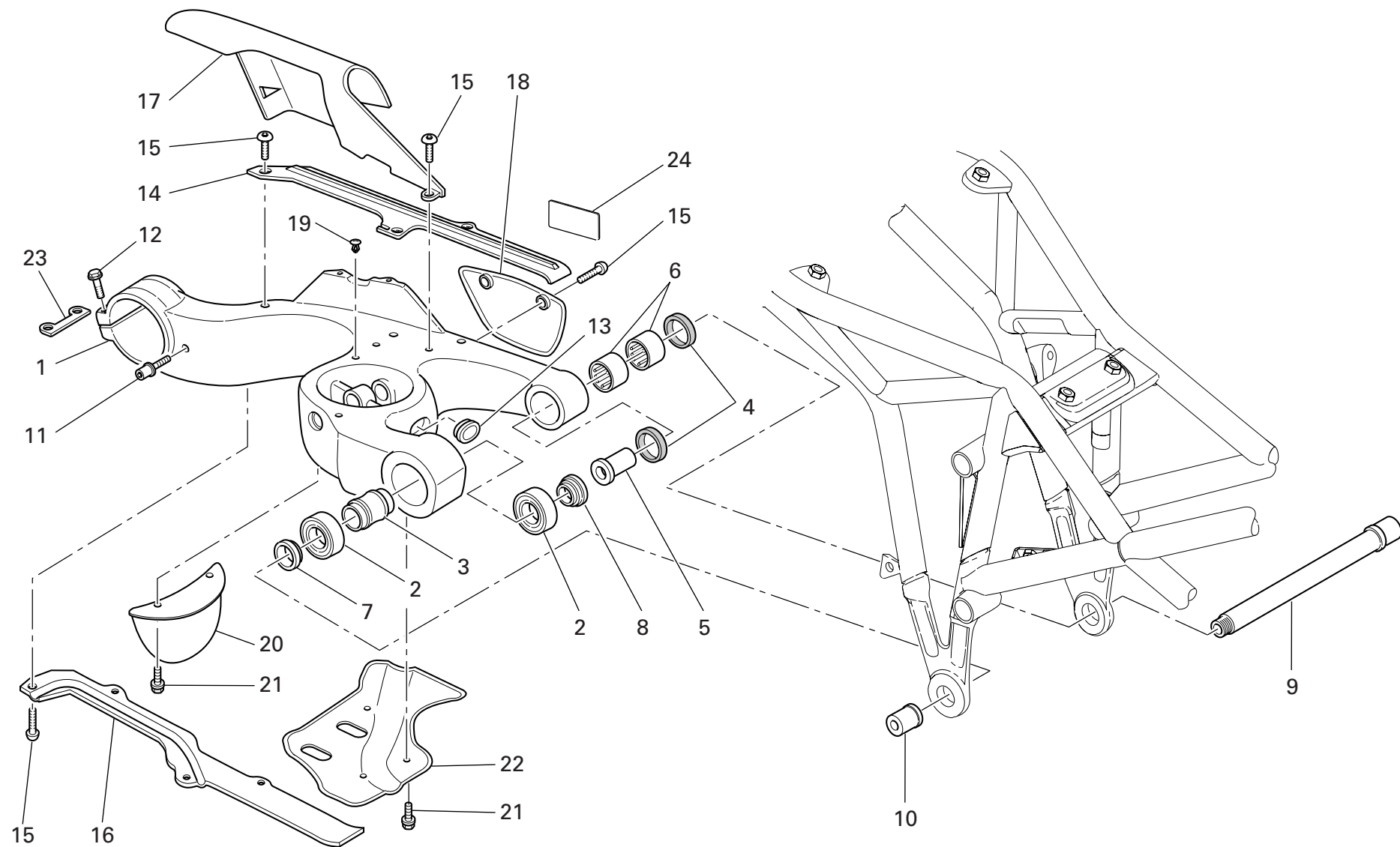
NOTES NO.	CODE NO.	DESCRIPTION	VALIDITY	Q.TY 
1	852.1.065.1B	Washer		2
2	700.1.049.1A	Vibration damper		2
3	764.1.066.1A	Rubber pad		1
4	824.1.072.1A	Foot peg holder plate (L.H.)		1
5	779.1.305.1A	Special screw		1
6	884.5.003.1A	Ring		2
7	852.1.151.1A	Washer		1
8	8000.59056	Bush		1
9	799.1.166.1A	Spring		1
10	771.5.667.8B	Screw		1
11	821.1.170.1A	Pin		1
12	456.2.035.2A	Gearchange lever		1
13	764.1.011.2A	Rubber pad		1
14	779.1.325.1A	Special screw		1
15	779.1.205.1AB	Special screw		1
16	848.4.023.1A	Gearbox transmission rod		1
17	749.4.004.1A	Nut		2
18	827.1.279.1A	Chain cover		1
19	775.1.031.1B	Screw		2
20	456.1.038.1A	Gearchange control lever		1
21	771.5.668.8B	Screw		1
22	771.5.666.8B	Screw		1
23	464.1.036.1A	Front foot peg (L.H.)		1
24	771.5.725.8B	Screw		2
25	824.1.080.1A	Rear foot peg holder plate (L.H.)		1
26	772.1.045.1A	Screw		2
27	247.1.215.1A	Rear heel guard (L.H.)		1

CATALOGUE No: 915.1.188.2B  
ISSUED: 04 - 04

NOTES NO.	CODE NO.	DESCRIPTION	VALIDITY	Q.TY 
28	821.1.068.1B	Pin		2
29	80N0.21507	Ball		1
30	827.1.115.1B	Plate		2
31	799.1.252.1A	Spring		1
32	464.1.038.1A	Rear foot peg (L.H.)		1
33	0000.01199	O-ring		2

CATALOGUE No: 915.1.188.2B  
ISSUED: 04 - 04

DRAWING 032 REAR FORK



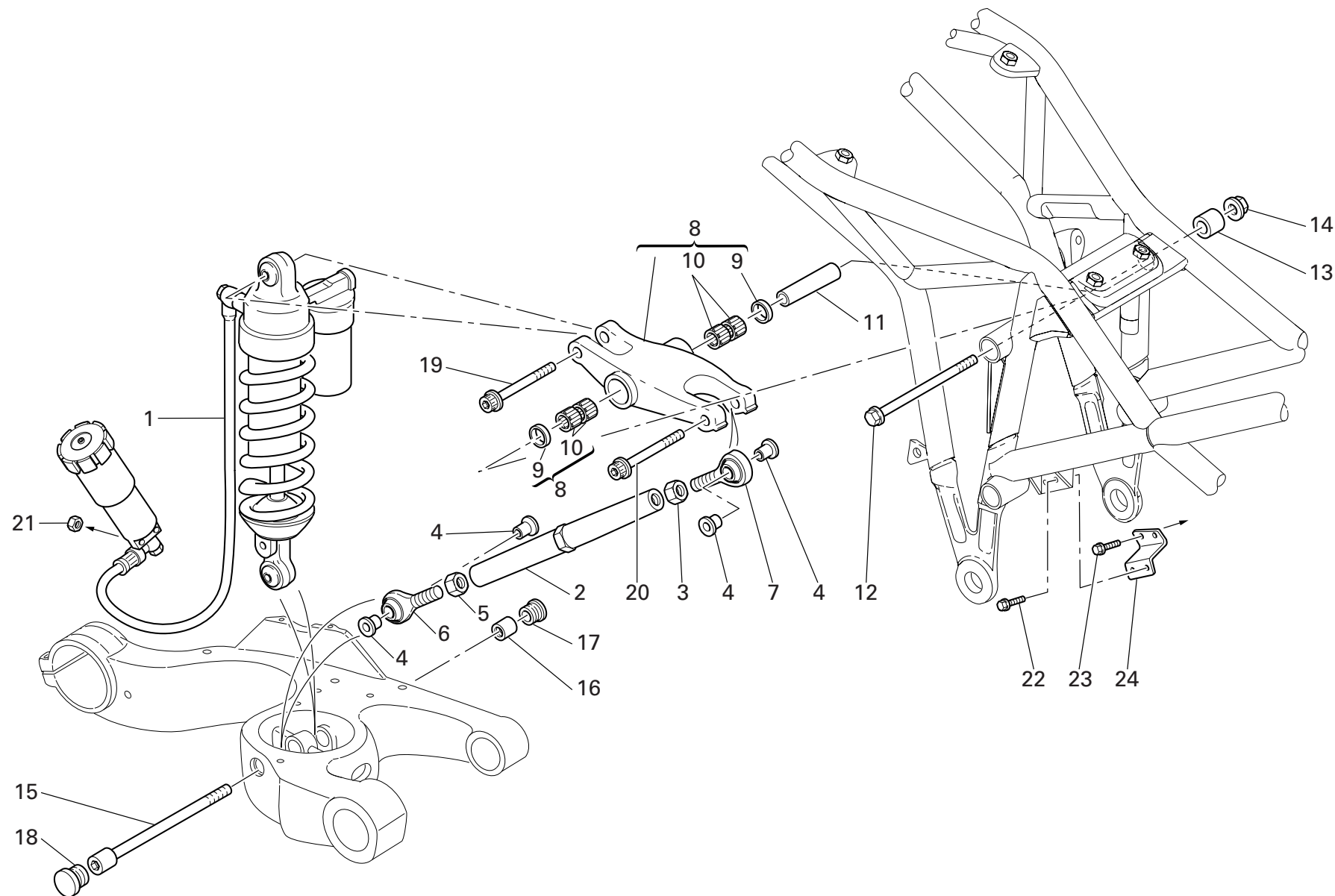


DRAWING 032 REAR FORK

NOTES NO.	CODE NO.	DESCRIPTION	VALIDITY	Q.TY 
1	370.1.033.1B	Swingarm		1
2	75162.2566	Bearing		2
3	713.1.187.1A	Spacer		1
4	0412.02.295	Seal ring		2
5	710.1.109.1A	Bush		1
6	76400.0001	Needle bearing		2
7	712.1.029.1A	Spacer		1
8	712.1.031.1A	L.H. spacer		1
9	369.1.011.1A	Swingarm pivot		1
10	750.1.116.1A	Special nut		1
11	832.1.003.1C	Pin		1
12	772.1.004.2B	Screw		2
13	872.1.016.1A	Cap		1
14	447.1.048.1A	Upper chain sliding shoer		1
15	775.1.008.3A	Screw		10
16	447.1.049.1A	Lower chain sliding shoe		1
17	447.1.051.1A	Upper chain guard		1
18	447.1.050.1A	Lower chain guard		1
19	872.4.044.1A	Cap		3
20	565.1.031.1A	Mudguard		1
21	772.5.029.1A	Screw		5
22	460.1.153.1A	Heat guard		1
23	827.1.311.1A	Plate		1
24	433.1.312.1A	Chain adjustment sticker		1

NOTES NO.	CODE NO.	DESCRIPTION	VALIDITY	Q.TY 
-----------	----------	-------------	----------	------------------------------------------------------------------------------------------

DRAWING 033 REAR SUSPENSION



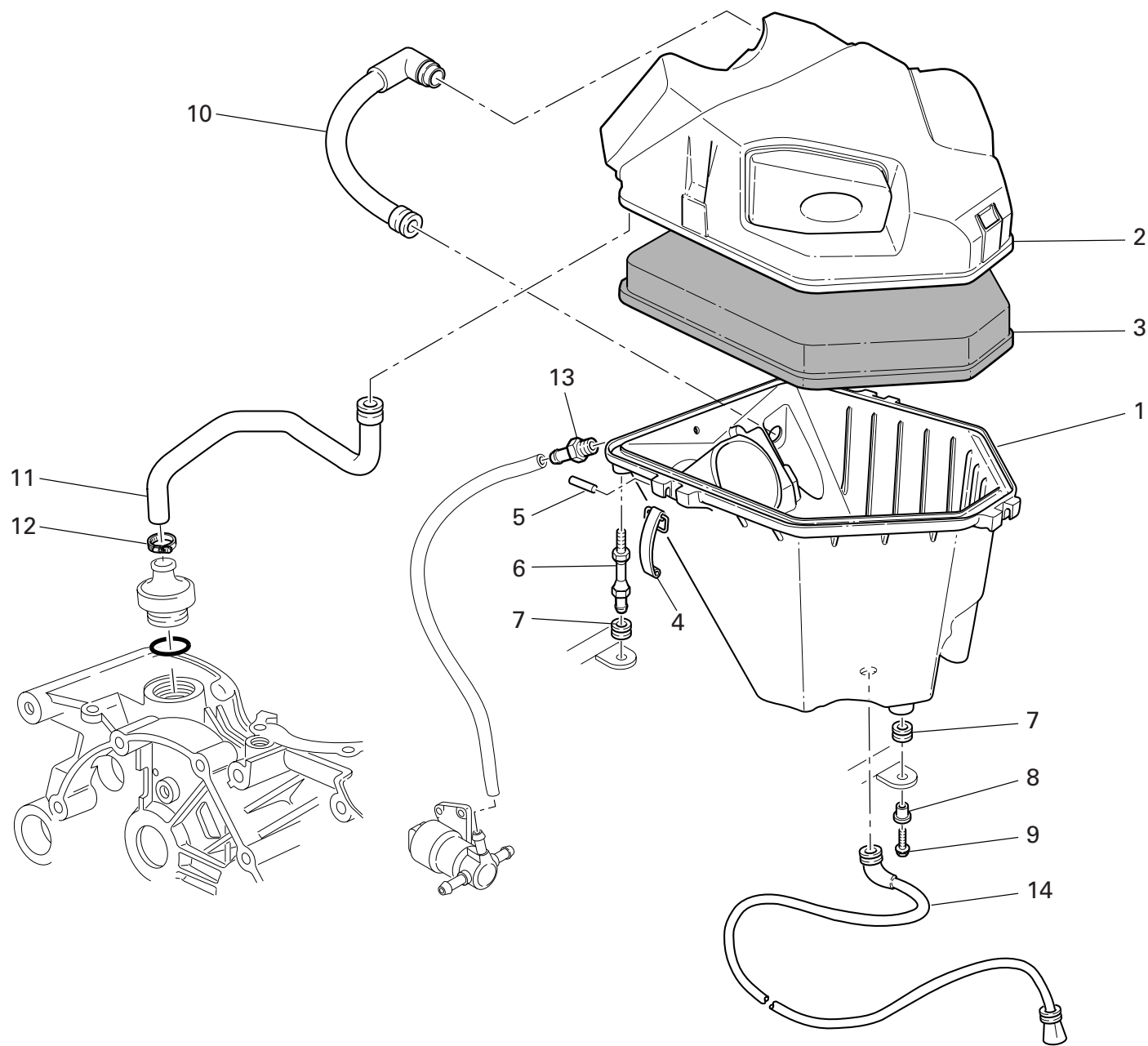
DRAWING 033 REAR SUSPENSION

NOTES NO.	CODE NO.	DESCRIPTION	VALIDITY	Q.TY 
1	365.2.049.2A	Shock absorber		1
2	875.1.076.2A	Tie rod		1
3	417.9.090.1B	Nut		1
4	710.1.025.1A	Bush		4
5	747.1.006.1B	Nut		1
6	848.4.027.1A	Ball joint		1
7	848.4.026.1A	Ball joint		1
8	372.2.016.1A	Rocker assembly		1
9	93781.1824	Seal ring		2
10	701.4.006.1A	Needle bearing		4
11	715.1.005.1A	Spacer		1
12	771.1.031.1A	Screw		1
13	713.1.238.1A	Spacer		1
14	748.4.037.1AB	Nut		1
15	771.1.016.1A	Screw		1
16	750.1.117.1A	Special nut		1
17	872.1.042.1A	L.H. cap		1
18	872.1.041.1A	R.H. cap		1
19	771.5.938.8B	Screw		1
20	771.5.937.8B	Screw		1
21	748.1.036.1A	Nut		2
22	772.1.050.1A	Screw		2
23	772.5.033.1A	Screw		2
24	830.1.298.1A	Bracket		1

NOTES NO.	CODE NO.	DESCRIPTION	VALIDITY	Q.TY 
-----------	----------	-------------	----------	------------------------------------------------------------------------------------------

DRAWING 034

AIR INDUCTIO AND OIL VENT

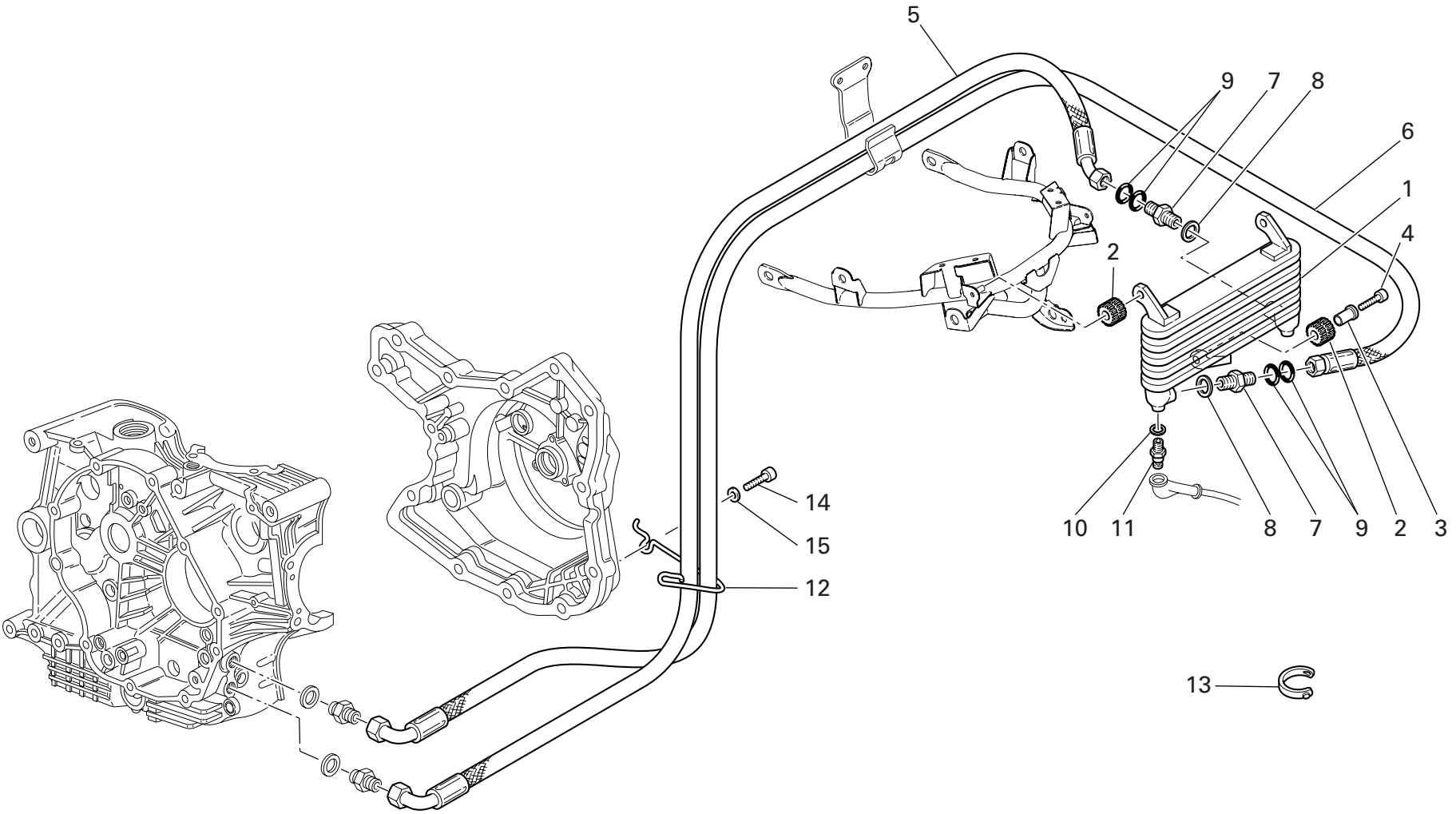


DRAWING 034 AIR INDUCTIO AND OIL VENT


NOTES NO.	CODE NO.	DESCRIPTION	VALIDITY	Q.TY
1	442.2.083.1A	Lower filter box		1
2	246.2.077.1A	Filter case cover		1
3	426.1.013.1A	Air filter		1
4	760.1.003.1B	Hook		3
5	74223.1045	Spring pin		3
6	684.1.059.1A	Stud bolt		2
7	764.1.090.1A	Rubber pad		3
8	716.1.022.1B	Spacer		1
9	772.5.031.1B	Screw		1
10	876.1.087.1A	Oil reservoir-airbox hose		1
11	876.1.088.1A	Oil reservoir-engine pipe		1
12	741.4.002.1A	Hose guide		1
13	779.1.335.1A	Pressure pick-up point		1
14	877.2.005.1A	Tube		1

NOTES NO.	CODE NO.	DESCRIPTION	VALIDITY	Q.TY
-----------	----------	-------------	----------	------

DRAWING 035 OIL COOLER



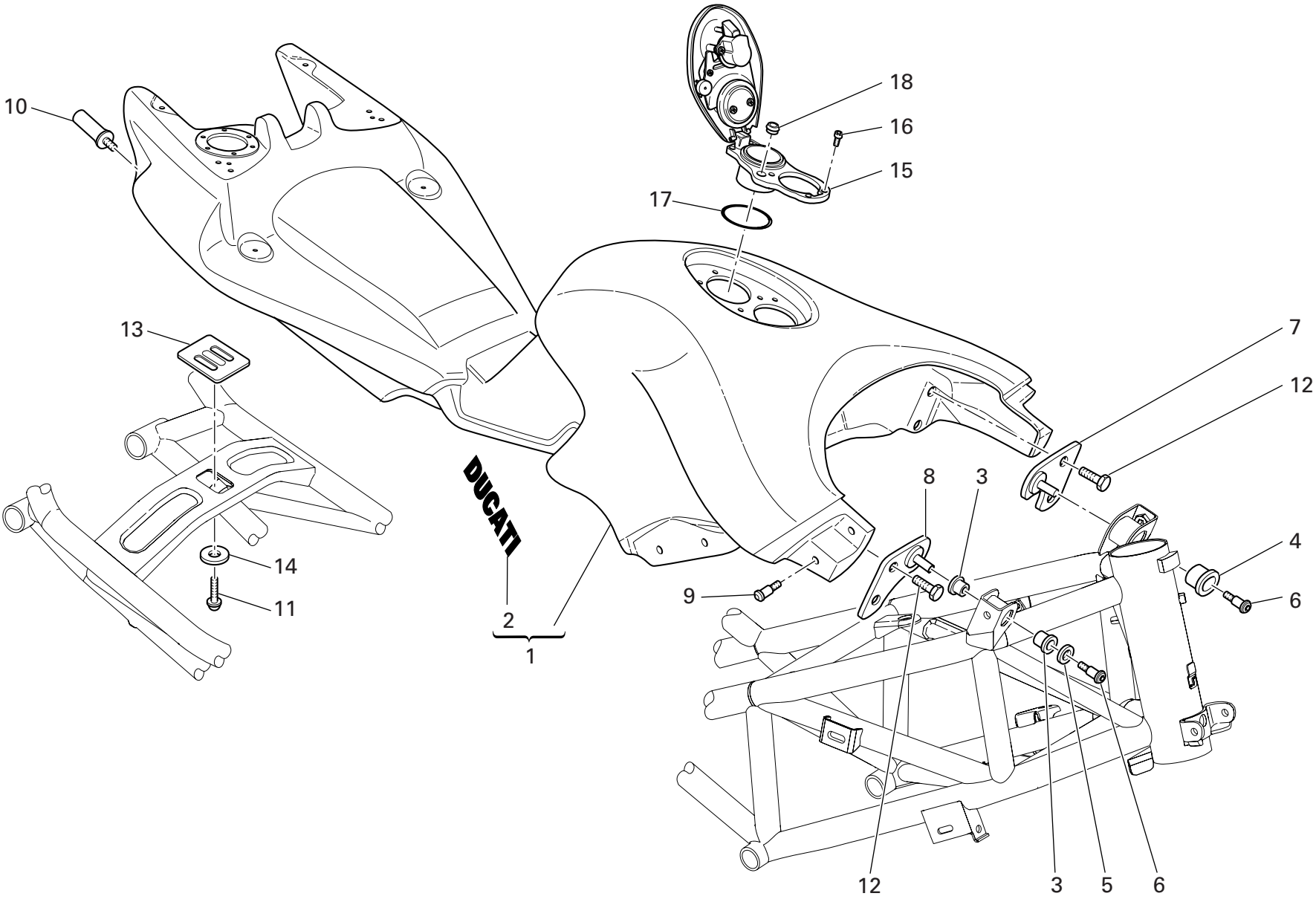
DRAWING 035 OIL COOLER

NOTES NO.	CODE NO.	DESCRIPTION	VALIDITY	Q.TY 
1	548.4.047.1A	Oil cooler		1
2	764.1.022.1A	Vibration damper pad		3
3	716.1.003.1A	Spacer		1
4	772.5.031.1B	Screw		1
5	549.1.039.2A	Oil return pipe		1
6	549.1.038.2A	Oil delivery pipe		1
7	815.1.022.1A	Nipple		2
8	420.2.006.4A	Aluminium gasket		2
9	886.5.015.1A	O-Ring		4
10	420.2.001.0A	Gasket th.1		1
11	552.1.045.2A	Thermistor		1
12	758.1.021.1A	Fairlead		1
13	0691.91.030	Hose guide		1
14	771.5.072.8B	Screw		1
15	852.1.176.1A	Washer		1

NOTES NO.	CODE NO.	DESCRIPTION	VALIDITY	Q.TY 
-----------	----------	-------------	----------	------------------------------------------------------------------------------------------


DRAWING 036

FUEL TANK





DRAWING 036 FUEL TANK

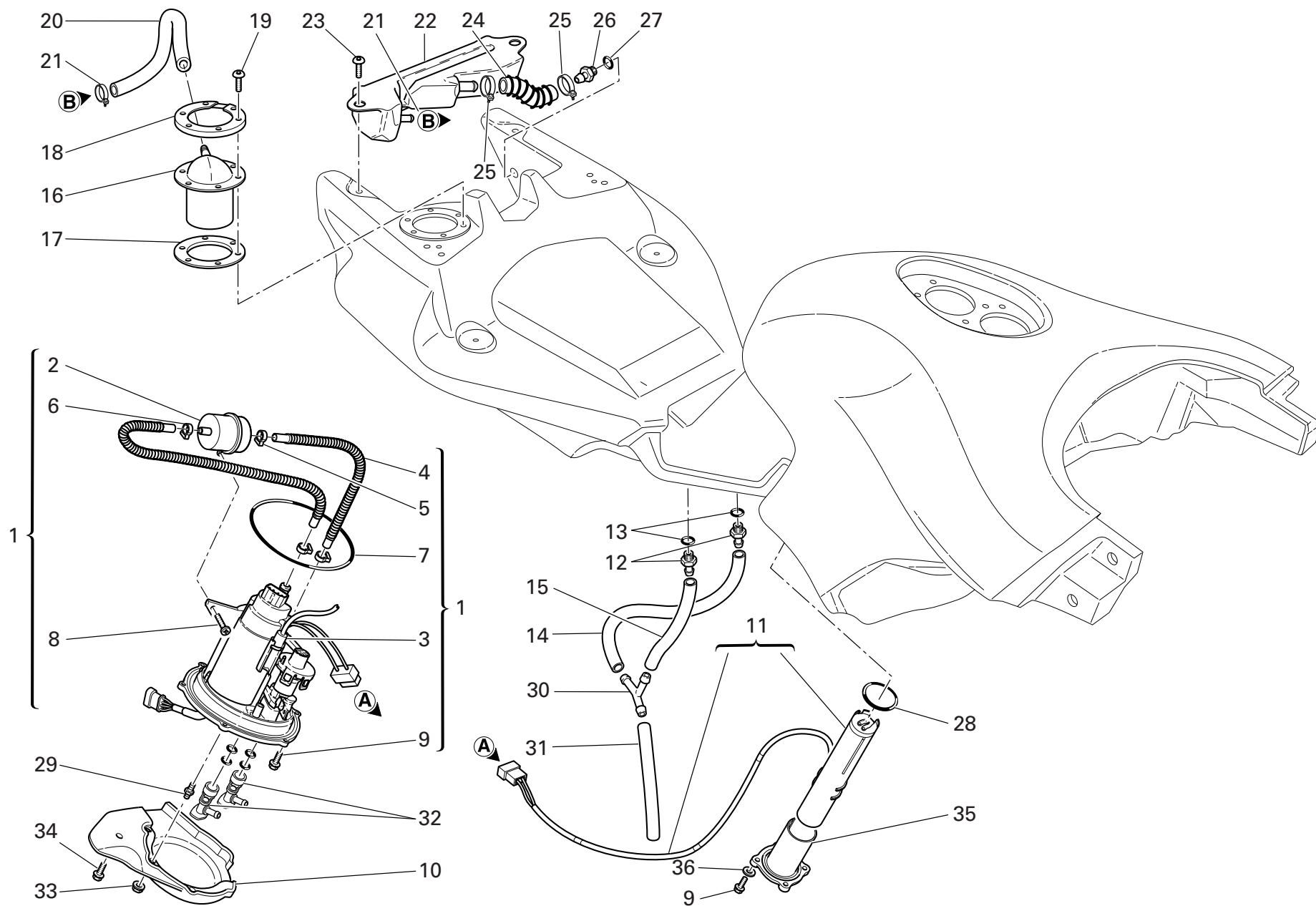
NOTES NO.	CODE NO.	DESCRIPTION	VALIDITY	Q.TY
				
1	586.1.046.1AA	Fuel tank (RED)		1
1	586.1.046.1AE	Fuel tank (SILVER)		1
1	586.1.046.1AT	Fuel tank (BLACK)		1
2	435.1.115.1A	Sticker "DUCATI" (RED, BLACK)		2
2	435.1.115.1AB	Sticker "DUCATI" (SILVER)		2
3	764.1.057.1A	RH front rubber element		2
4	764.1.058.1A	LH front rubber element		1
5	852.1.169.1A	Washer		1
6	779.1.341.1A	Special screw		2
7	830.1.279.1A	L.H. bracket		1
8	830.1.280.1A	R.H. bracket		1
9	832.1.033.1B	Pin		8
10	832.1.028.1A	Pin		2
11	779.1.326.1A	Screw		1
12	772.1.050.1A	Screw		4
13	866.1.047.1A	Pad		1
14	852.1.065.1B	Washer		1
15	895.2.001.1A	Tank cap		1
16	775.1.017.1A	Screw		6
17	886.4.055.1A	O-ring		1
18	791.1.012.1A	Gasket		1

NOTES NO.	CODE NO.	DESCRIPTION	VALIDITY	Q.TY
				

DRAWING

037


## FUEL SYSTEM



DRAWING 037 FUEL SYSTEM

NOTES NO.	CODE NO.	DESCRIPTION	VALIDITY	Q.TY 
1	160.2.364.2A	Complete flange		1
2	425.4.010.1A	Filter		1
3	552.4.048.1A	Thermistor		1
4	590.1.195.1A	Tube		1
5	741.4.092.1A	collar		1
6	741.4.093.1A	collar		1
7	886.4.049.1A	O-ring		1
8	774.5.006.1A	Self-tapping screw		1
9	772.5.029.1A	Screw		8
10	247.1.213.1C	Cover		1
11	592.1.012.2A	Fuel level sensor		1
12	850.1.006.1A	Union		2
13	886.1.013.1A	Gasket		2
14	590.1.240.1A	Breather pipe		1
15	590.1.241.1A	Tube		1
16	593.4.018.1A	Reservoir breather valve		1
17	791.1.062.1A	Gasket		1
18	827.1.312.1A	Plate		1
19	775.1.017.1B	Screw		6
20	590.1.238.1B	Tube		1
21	741.5.034.1A	Hose guide		1
22	585.1.041.2A	Fluid recovery reservoir		1
23	775.1.008.3A	Screw		2
24	590.1.249.2A	Tube		1
25	741.4.112.1A	Hose guide		2
26	850.1.021.1A	Union		1
27	886.1.018.1A	O-ring		1

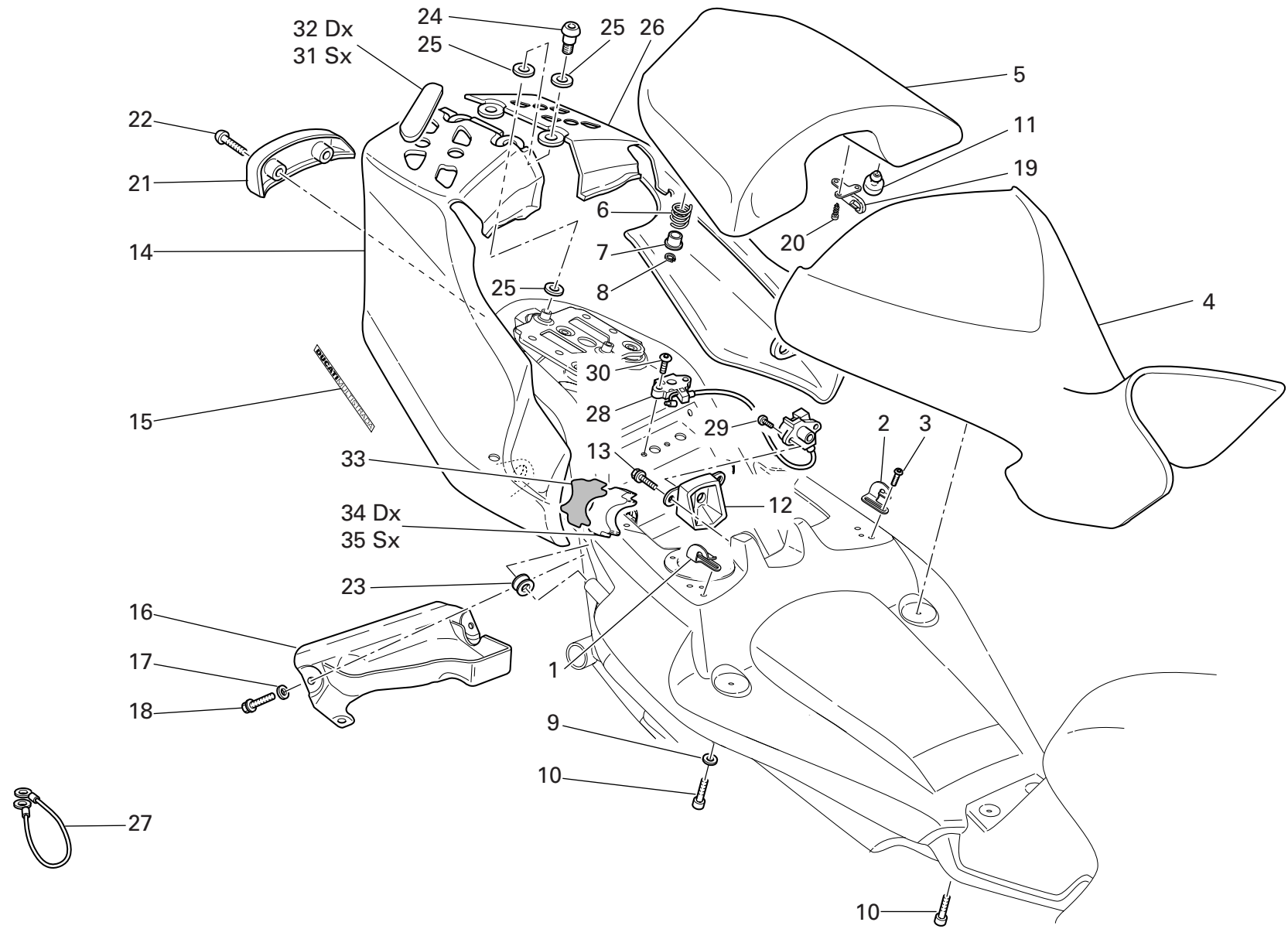
CATALOGUE No: 915.1.188.2B  
ISSUED: 04 - 04

NOTES NO.	CODE NO.	DESCRIPTION	VALIDITY	Q.TY 
28	886.1.015.1A	O-ring		1
29	779.1.351.1A	Special screw		2
30	616.1.002.1A	Union		1
31	590.1.247.1A	Tube		1
32	814.4.010.1A	Quick-coupling union		2
33	748.4.038.1A	Nut		2
34	772.1.050.1A	Screw		1
35	160.1.244.1A	Flange fuel level sensor		1
36	852.1.186.1A	Washer		5


CATALOGUE No: 915.1.188.2B  
ISSUED: 04 - 04

DRAWING 038


SEAT



DRAWING 038 SEAT

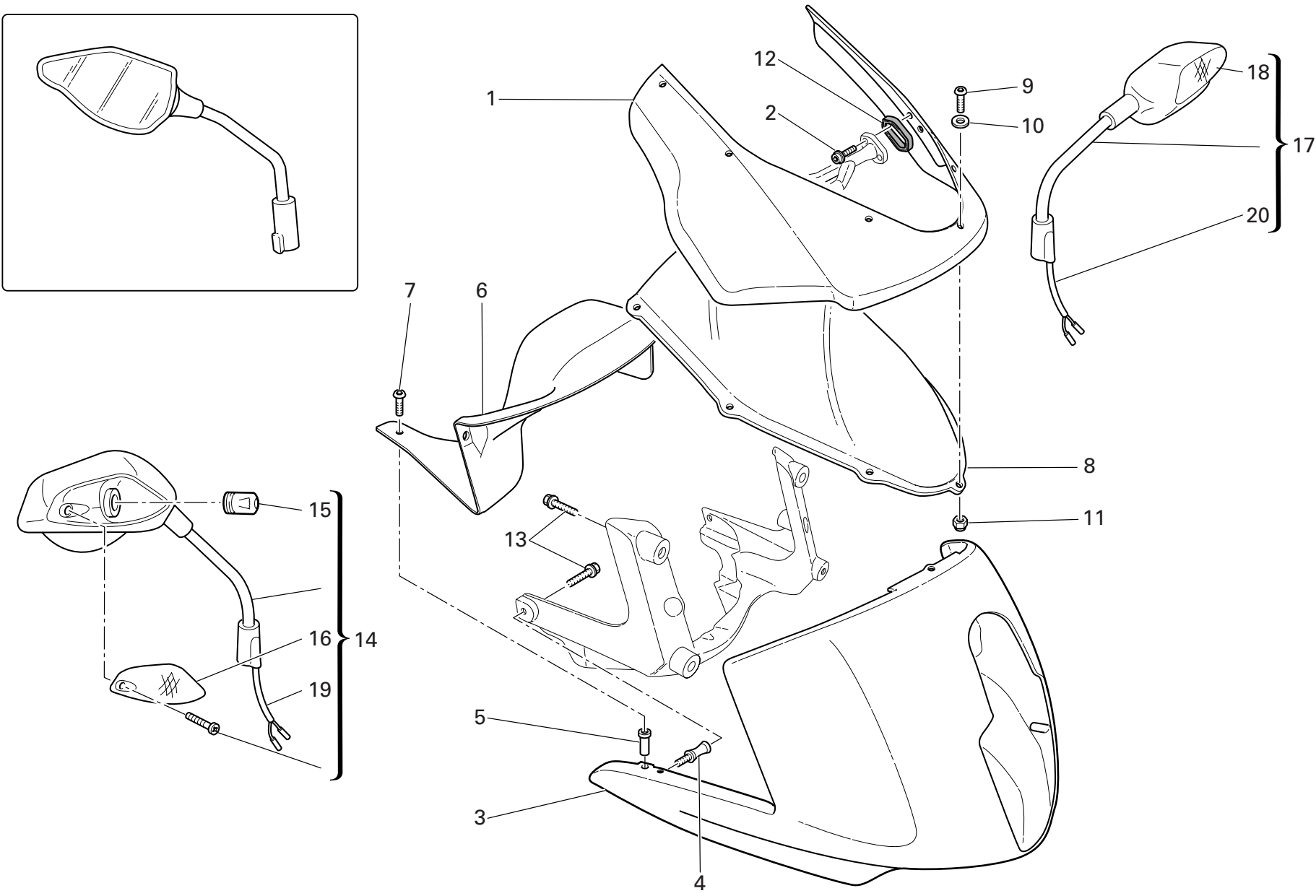
NOTES NO.	CODE NO.	DESCRIPTION	VALIDITY	Q.TY 
1	827.1.308.1A	R.H. plate		1
2	827.1.309.1A	L.H. plate		1
3	775.1.031.1B	Screw		4
4	595.1.060.1B	Black rider seat		1
5	595.1.062.1B	Pillion rider seat		1
6	799.1.175.1A	Spring		1
7	841.1.037.1A	Retainer		1
8	884.4.025.1A	Circlip		1
9	852.1.172.1A	Washer		2
10	771.5.064.8B	Screw		4
11	866.1.061.1A	Rubber pad		2
12	247.1.216.1A	Cover		1
13	772.5.032.1A	Screw		2
14	482.1.111.1AA	R.H. body panel (RED)		1
14	482.1.111.1AM	R.H. body panel (METALLIC DARK GREY)		1
14	482.1.111.1AT	R.H. body panel (BLACK)		1
14	482.3.111.1A	R.H. body panel (unpainted)		1
15	436.1.142.1A	Sticker "DUCATIMULTISTRADA"		2
16	565.1.032.1A	Mudflap		1
17	852.5.019.1A	Washer		2
18	772.1.047.1A	Screw		4
19	760.4.003.1A	Hook		1
20	72237.0657	Self-tapping screw		3
21	247.1.221.1A	Cover		1
22	775.1.008.3A	Screw		2
23	764.1.075.1A	Rubber pad		2
24	779.1.292.2A	Screw		2

CATALOGUE No: 915.1.188.2B  
ISSUED: 04 - 04


NOTES NO.	CODE NO.	DESCRIPTION	VALIDITY	Q.TY 
25	856.1.089.1A	Washer		6
26	482.1.112.1AA	L.H. body panel (RED)		1
26	482.1.112.1AM	L.H. body panel (METALLIC DARK GREY)		1
26	482.1.112.1AT	L.H. body panel (BLACK)		1
26	482.3.112.1A	L.H. body panel (unpainted)		1
27	732.1.018.1A	Helmet anti-theft wire		1
28	598.1.001.1A	Seat lock		1
29	775.1.019.1A	Screw		2
30	775.1.021.1A	Screw		2
31	872.1.044.1A	L.H. cap		2
32	872.1.043.1A	R.H. cap		2
33	926.1.004.2A	Sticker		2
34	866.2.048.2A	R.H. pad		1
35	866.2.049.2A	L.H. pad		1

CATALOGUE No: 915.1.188.2B  
ISSUED: 04 - 04

DRAWING 039 HEADLIGHT FAIRING



DRAWING 039 HEADLIGHT FAIRING

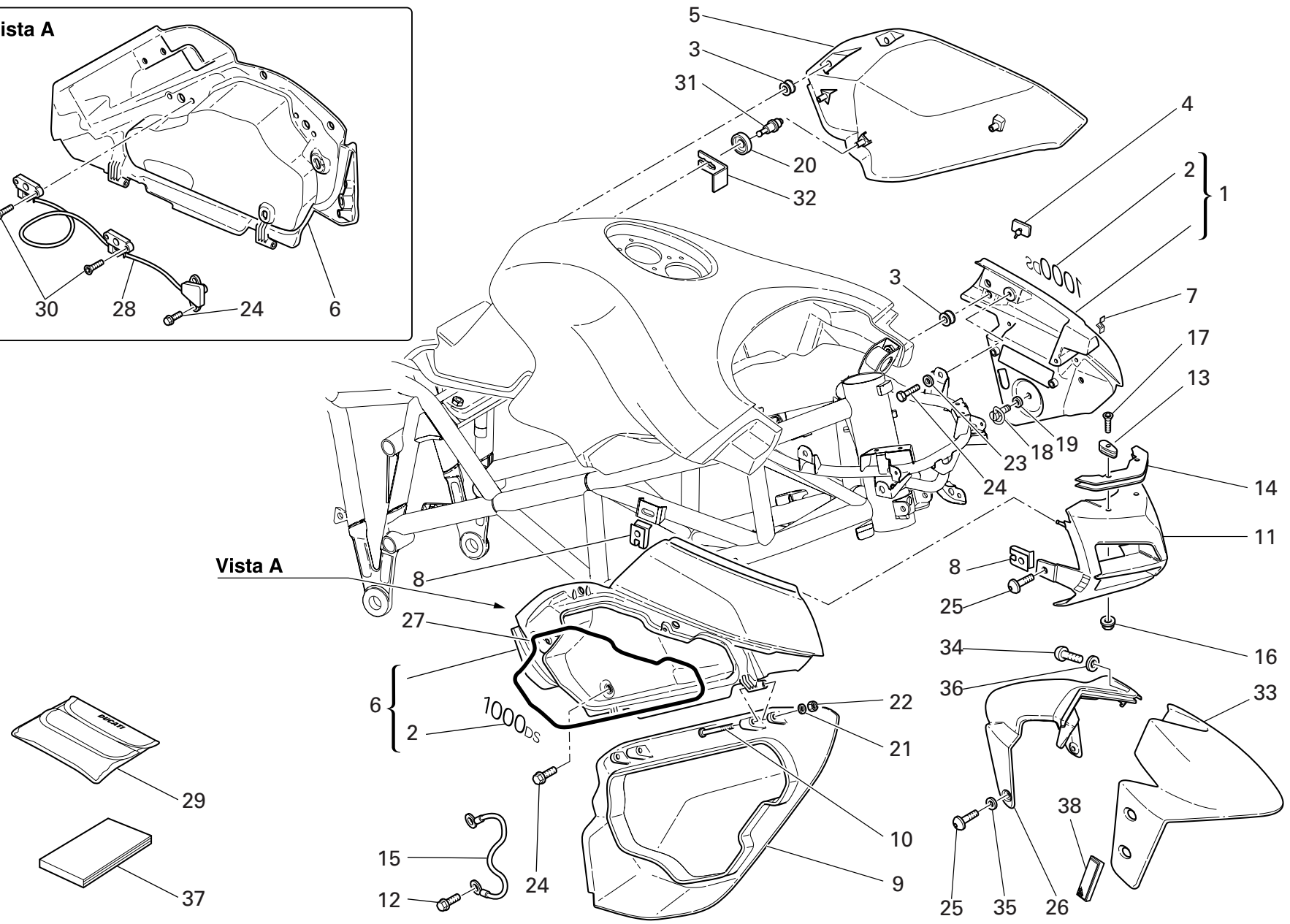
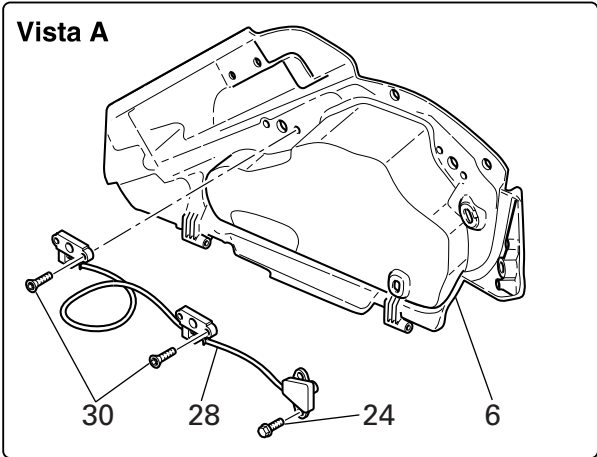
NOTES NO.	CODE NO.	DESCRIPTION	VALIDITY	Q.TY
				
1	481.1.028.1AA	Mobile headlight fairing (RED)		1
1	481.1.028.1AM	Mobile headlight fairing (METALLIC DARK GREY)		1
1	481.1.028.1AT	Mobile headlight fairing (BLACK)		1
1	481.3.028.1A	Mobile headlight fairing (not painted)		1
2	779.5.046.1B	Screw		4
3	481.1.029.1AA	Fixed headlight fairing (RED)		1
3	481.1.029.1AM	Fixed headlight fairing (METALLIC DARK GREY)		1
3	481.1.029.1AT	Fixed headlight fairing (BLACK)		1
3	481.3.029.1A	Fixed headlight fairing (not painted)		1
4	684.1.067.1A	Stud bolt		2
5	0000.63150	Insert		6
6	460.1.156.1A	Headlight fairing cover		1
7	779.1.050.1A	Screw		6
8	487.1.031.1A	Windshield		1
9	775.1.007.1AB	Special screw		7
10	852.1.024.1A	Nylon washer		7
11	750.1.028.1A	Nut		7
12	788.1.080.1A	Gasket		2
13	772.1.050.1A	Screw		6
14	523.2.013.1A	RH mirror - turn indicator		1
15	390.4.010.1A	Bulb		2
16	532.4.006.1A	Cup		1
17	523.2.014.1A	LH mirror - turn indicator		1
18	532.4.007.1A	Cup		1
19	510.1.294.1A	RH side wiring		1
20	510.1.295.1A	LH side wiring		1

CATALOGUE No: 915.1.188.2B  
ISSUED: 04 - 04

NOTES NO.	CODE NO.	DESCRIPTION	VALIDITY	Q.TY
				


CATALOGUE No: 915.1.188.2B  
ISSUED: 04 - 04

DRAWING 039a FAIRING





DRAWING 039a FAIRING

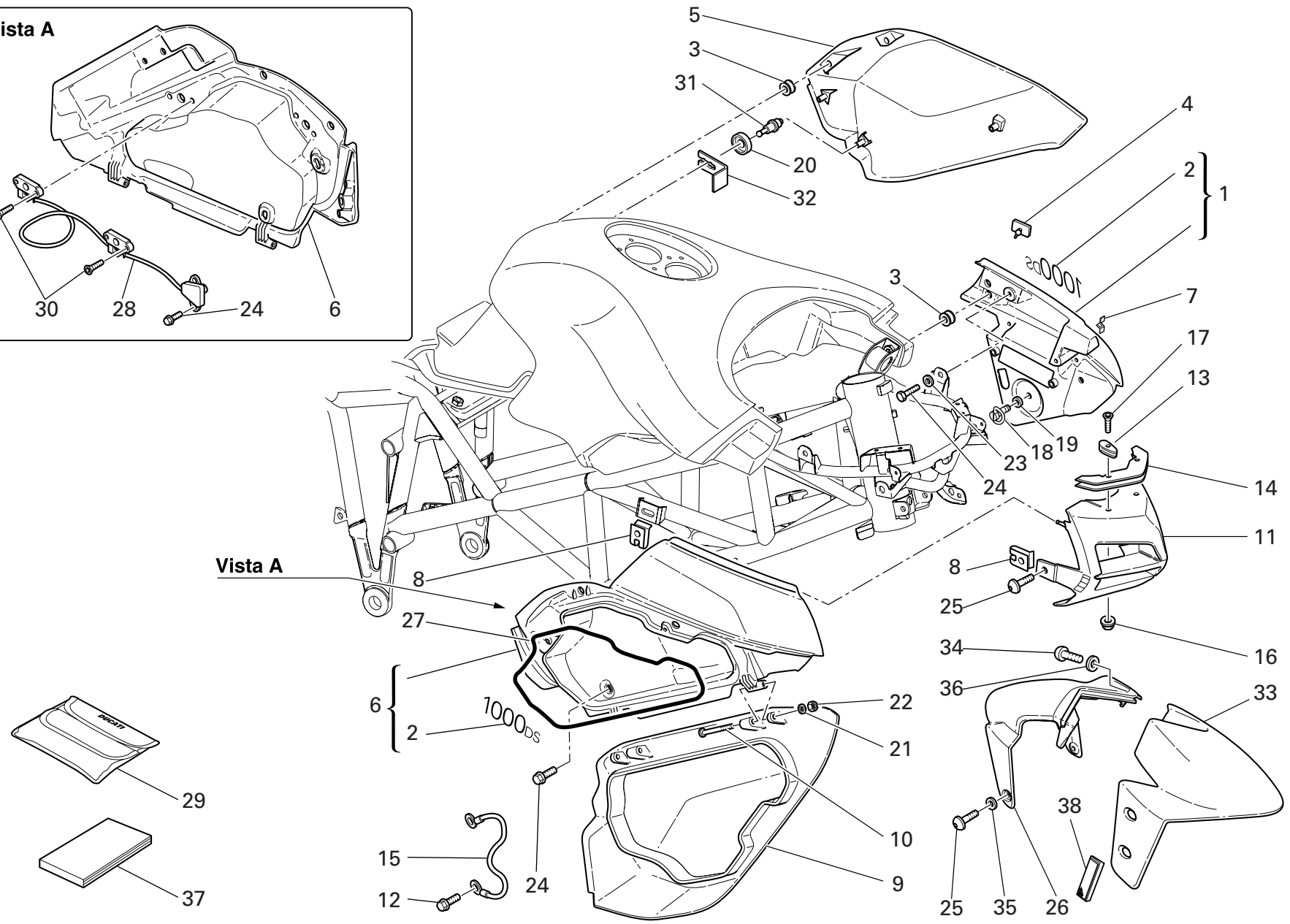
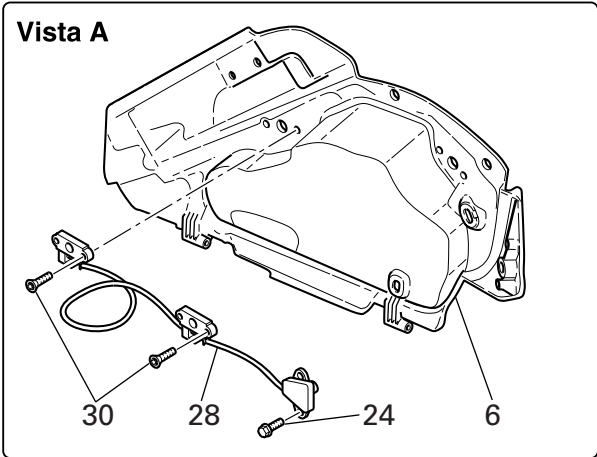
NOTES NO.	CODE NO.	DESCRIPTION	VALIDITY	Q.TY 
1	480.1.171.1AA	L.H. upper half-fairing (RED)		1
1	480.1.171.1AE	L.H. upper half-fairing (GREY)		1
1	480.1.171.1AT	L.H. upper half-fairing (BLACK)		1
1	480.3.171.1A	L.H. upper half-fairing (unpainted)		1
2	437.1.135.1A	Sticker "1000DS" (RED, BLACK)		2
2	437.1.135.1AB	Sticker "1000DS" (GREY)		1
3	0797.72.068	Vibration damper pad		8
4	866.1.036.1A	Rubber pad		2
5	480.1.173.1AA	L.H. lower half-fairing (RED)		1
5	480.1.173.1AE	L.H. lower half-fairing (GREY)		1
5	480.1.173.1AT	L.H. lower half-fairing (BLACK)		1
5	480.3.173.1A	L.H. lower half-fairing (unpainted)		1
6	480.1.170.1AA	R.H. upper half-fairing (RED)		1
6	480.1.170.1AE	R.H. upper half-fairing (GREY)		1
6	480.1.170.1AT	R.H. upper half-fairing (BLACK)		1
6	480.3.170.1A	R.H. upper half-fairing (unpainted)		1
7	799.4.006.1A	Spring		2
8	850.4.063.1A	Quik fastening		2
9	480.1.172.1AA	R.H. lower half-fairing (RED)		1
9	480.1.172.1AE	R.H. lower half-fairing (GREY)		1
9	480.1.172.1AT	R.H. lower half-fairing (BLACK)		1
9	480.3.172.1A	R.H. lower half-fairing (unpainted)		1
10	779.1.337.1A	Special screw		2
11	484.1.047.1AA	Air manifold (RED)		1
11	484.1.047.1AE	Air manifold (GREY)		1
11	484.1.047.1AT	Air manifold (BLACK)		1
11	484.3.047.1A	Air manifold (unpainted)		1

CATALOGUE No: 915.1.188.2B  
ISSUED: 04 - 04

NOTES NO.	CODE NO.	DESCRIPTION	VALIDITY	Q.TY 
12	772.5.037.1A	Screw		2
13	808.1.056.1A	Clamp		2
14	827.1.300.1A	Plate		2
15	732.1.019.1A	Cable limiting top case opening		1
16	748.1.036.1A	Nut		2
17	777.5.056.8B	Screw		2
18	850.5.001.1A	Pin		1
19	856.5.001.1A	Spring washer		1
20	764.1.073.1A	Rubber pad		1
21	852.5.019.1A	Washer		2
22	748.1.035.1B	Nut		2
23	852.1.167.1A	Washer		4
24	772.1.050.1A	Screw		6
25	775.1.008.3A	Screw		10
26	564.1.047.1A	Front mudguard half – rear end		1
27	791.1.061.1A	Gasket		1
28	598.1.002.1A	Panniers lock		1
29	697.2.017.1A	Tool bag		1
30	777.5.052.8B	Screw		4
31	821.1.191.1A	Pin		1
32	799.1.190.1A	Spring		1
33	564.1.044.1AA	Front mudguard half (RED)		1
33	564.1.044.1AE	Front mudguard half (SILVER)		1
33	564.1.044.1AT	Front mudguard half (BLACK)		1
33	564.3.044.1A	Front mudguard half (unpainted)		1
34	775.1.033.1A	Screw		3
35	852.1.156.1A	Spring washer		6

CATALOGUE No: 915.1.188.2B  
ISSUED: 04 - 04

DRAWING 039a FAIRING



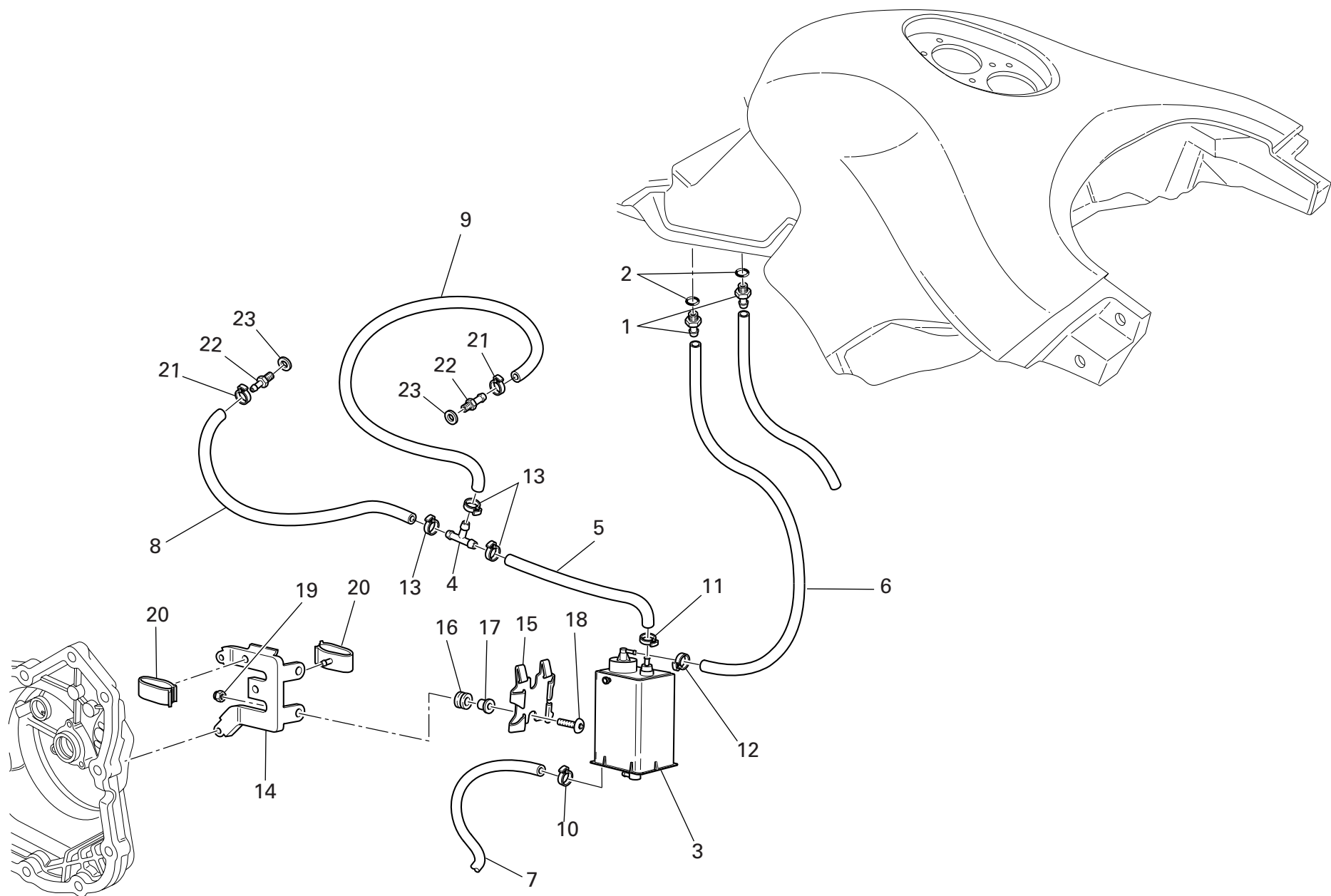
DRAWING 039a FAIRING

NOTES NO.	CODE NO.	DESCRIPTION	VALIDITY	Q.TY
36	0000.63161	Washer		3
37	913.7.076.1A	Owner's manual		1
38	529.1.001.1A	Reflector		2

NOTES NO.	CODE NO.	DESCRIPTION	VALIDITY	Q.TY
-----------	----------	-------------	----------	------

DRAWING 040

FUEL INFEED



DRAWING 040 FUEL INFEED

NOTES NO.	CODE NO.	DESCRIPTION	VALIDITY	Q.TY 
1	814.1.179.1A	Union		2
2	886.1.013.1A	Gasket		2
3	426.1.007.1B	CANISTER filter		1
4	0361.98.850	Shunt valve		1
5	590.1.250.1A	Union/filter pipe		1
6	590.1.254.1A	Filter/fuel tank outlet pipe		1
7	590.1.141.1A	Tube		1
8	590.1.213.1A	Tube		1
9	590.1.112.1A	Fuel pipe		1
10	741.4.057.1A	Hose guide		1
11	741.4.058.1A	Hose guide		1
12	741.4.063.1A	Hose guide		1
13	741.4.059.1A	Hose guide		3
14	830.1.292.1A	Bracket		1
15	827.1.157.1A	Plate		1
16	764.1.029.1A	Rubber pad		2
17	716.1.043.1A	Spacer		2
18	779.1.008.1A	Screw		2
19	748.1.036.1A	Nut		2
20	829.4.002.1A	Holder		2
21	741.4.043.1A	Hose guide		2
22	814.1.180.1A	Union		2
23	0250.70.223	Aluminium gasket		2

NOTES NO.	CODE NO.	DESCRIPTION	VALIDITY	Q.TY 
-----------	----------	-------------	----------	------------------------------------------------------------------------------------------

OBJECTS IN MIRROR ARE  
CLOSER THAN THEY APPEAR

Cod.43311661A


2

CAUTION

NEVER FILL TANK SO FUEL LEVEL RISES INTO FILLER  
NECK. IF TANK IS OVERFILLED, HEAT MAY CAUSE  
FUEL TO EXPAND AND FLOW INTO EVAPORATIVE  
EMISSION CONTROL SYSTEM RESULTING IN HARD  
STARTING AND ENGINE HESITATION.

Cod.43311641A

1



DRAWING 041 MARKING PLATES

NOTES NO.	CODE NO.	DESCRIPTION	VALIDITY	Q.TY
1	433.1.164.1A	Sticker		1
2	433.1.166.1A	Label		2

NOTES NO.	CODE NO.	DESCRIPTION	VALIDITY	Q.TY
-----------	----------	-------------	----------	------

INDEX

CODE No.	Drwg.	POS. N.	CODE No.	Drwg.	POS. N.	CODE No.	Drwg.	POS. N.	CODE No.	Drwg.	POS. N.	CODE No.	Drwg.	POS. N.
0000.01199	029	37	0619.92.180	014	8	0670.92.190	015	8	122.2.087.2A	007	9	172.1.009.1A	003	21
0000.01199	031a	33	0619.92.180	015	8	0691.91.030	018	11	137.2.003.3A	016	7	172.1.010.1A	003	20
0000.33552	027	8	0647.70.010	014	12	0691.91.030	019	7	146.2.091.1A	006	1	172.1.011.1A	003	23
0000.61078	029	4	0647.70.010	015	20	0691.91.030	035	13	147.1.026.1A	008	9	173.1.012.3A	012	20
0000.63150	039	5	0659.16.555	004	1	0755.17.125	007	7	148.1.110.1A	013	9	174.1.002.1A	009	3
0000.63161	039a	36	0660.13.060	002	19	0755.29.025	006	14	148.1.111.1A	013	16	174.1.025.1A	009	12
0011.52.010	010	23	0660.13.070	002	13	0755.29.025	008	21	149.1.032.3A	003	25	174.2.025.5A	009	1
0124.40.060	008	12	0660.13.143	002	9	0759.49.280	009	15	150.2.006.1B	003	2	176.1.001.1A	012	6
0250.70.223	016	6	0660.13.165	002	25	0765.92.185	014	8	150.2.063.1A	003	28	176.1.009.1A	012	10
0250.70.223	040	23	0660.16.145	004	21	0765.92.185	015	8	150.2.072.1A	003	27	180.1.001.1A	002	11
0251.47.050	003	1	0660.47.040	006	13	0765.92.190	014	8	153.1.008.1A	026	21	180.1.002.1A	002	12
0251.47.054	003	1	0660.49.053	009	17	0765.92.190	015	8	158.2.012.1A	006	5	180.1.008.1A	002	24
0272.91.090	002	8	0660.50.020	012	8	0765.92.195	014	8	160.1.021.1C	025	5	182.2.018.1A	002	18
0361.98.850	040	4	0665.49.680	005	8	0765.92.195	015	8	160.1.057.1A	012	13	184.1.005.1A	029	10
0370.49.250	010	22	0670.16.145	003	7	0765.92.205	002	21	160.1.105.1A	013	19	190.2.011.1A	004	8
0370.84.005	017	4	0670.16.150	003	3	0765.92.205	014	8	160.1.244.1A	037	35	194.2.001.1B	004	12
0375.92.210	014	13	0670.16.155	003	19	0765.92.205	015	8	160.2.364.2A	037	1	195.4.003.1A	004	22
0375.92.210	015	19	0670.16.163	003	11	0797.72.068	039a	3	162.1.001.1B	004	7	196.1.001.2B	004	10
0400.09.050	002	21	0670.16.164	003	11	0799.13.110	002	27	170.2.020.1B	004	17	198.1.029.1A	004	13
0400.17.030	004	26	0670.16.164	003	15	112.1.026.1AA	006	8	171.2.020.2B	008	10	208.1.012.4A	014	14
0400.29.125	002	34	0670.16.165	003	15	112.1.026.1AB	006	8	172.1.002.1B	003	10	208.1.012.4A	015	17
0400.29.126	002	34	0670.16.170	003	26	117.1.067.1A	029	8	172.1.003.1A	003	8	209.1.017.1A	014	16
0400.49.240	005	13	0670.16.171	003	26	117.2.006.1A	004	29	172.1.004.1A	003	5	209.1.017.1A	015	18
0400.49.240	011	18	0670.16.184	003	15	120.2.080.3A	007	8	172.1.005.1A	003	9	210.1.042.1A	014	22
0412.02.295	032	4	0670.16.185	003	15	120.2.081.3A	007	4	172.1.006.1B	003	18	210.1.042.1A	015	7
051.2.001.1A	001	10	0670.49.310	009	26	121.1.127.1A	007	3	172.1.007.1B	003	24	211.1.040.1A	014	21
0619.50.065	012	17	0670.92.190	014	8	121.2.033.1A	007	1	172.1.008.1A	003	22	211.1.040.1A	015	6
CATALOGUE No: ISSUED:	915.1.188.2B 04 - 04						CATALOGUE No: ISSUED:	915.1.188.2B 04 - 04						



INDEX

CODE No.	Drwg.	POS. N.	CODE No.	Drwg.	POS. N.	CODE No.	Drwg.	POS. N.	CODE No.	Drwg.	POS. N.	CODE No.	Drwg.	POS. N.
220.3.208.3A	009	16	264.4.014.3B	011	1	304.1.042.1B	014	2	349.1.182.1A	023	15	397.4.002.1A	020	6
225.2.081.2A	010	1	270.4.005.1A	012	1	304.1.042.1B	015	4	349.1.183.1A	023	6	406.1.020.1A	021	8
235.2.030.1B	013	12	276.1.025.1B	012	16	304.1.042.1BB	014	2	349.1.184.1A	023	7	417.9.050.6A	020	16
240.2.026.1B	014	10	280.4.007.1A	016	10	304.1.042.1BB	015	4	349.1.190.1A	023	19	417.9.090.1B	033	3
240.2.026.1B	015	12	282.4.057.1A	016	1	304.1.042.1BC	014	2	349.2.028.1A	023	10	420.2.001.0A	002	5
240.2.031.1A	015	24	283.4.011.1A	016	17	304.1.042.1BC	015	4	360.1.046.1B	026	19	420.2.001.0A	017	5
242.2.057.1A	011	19	284.4.008.1A	016	14	304.1.043.1B	014	3	360.1.047.1A	026	16	420.2.001.0A	027	11
243.1.096.1A	005	1	286.4.155.1C	020	12	304.1.043.1B	015	5	360.1.051.1B	026	24	420.2.001.0A	028	10
243.2.097.1A	005	6	287.4.024.1B	016	8	304.1.043.1BB	014	3	365.2.049.2A	033	1	420.2.001.0A	029	6
245.1.030.1A	013	5	301.2.092.2C	014	1	304.1.043.1BB	015	5	369.1.011.1A	032	9	420.2.001.0A	035	10
245.1.031.1A	013	6	301.2.093.2C	015	1	304.1.043.1BC	014	3	370.1.033.1B	032	1	420.2.006.4A	010	19
245.1.058.1A	008	1	303.1.040.1A	014	5	304.1.043.1BC	015	5	372.2.016.1A	033	8	420.2.006.4A	035	8
245.1.059.1A	008	4	303.1.040.1A	015	2	341.1.037.1A	026	23	380.4.010.1C	019	9	425.4.010.1A	037	2
246.2.077.1A	034	2	303.1.040.1AA	014	5	342.2.031.1A	026	3	389.4.006.1A	019	20	426.1.007.1B	040	3
247.1.174.1A	009	2	303.1.040.1AA	015	2	344.2.011.1A	023	1	389.4.006.1A	019a	6	426.1.013.1A	034	3
247.1.203.1A	011	4	303.1.040.1AB	014	5	345.2.011.1A	023	4	389.4.007.1A	019a	6	433.1.164.1A	041	1
247.1.204.1A	026	28	303.1.040.1AB	015	2	349.1.060.1B	023	5	389.4.008.1A	019a	6	433.1.166.1A	041	2
247.1.210.1A	011	9	303.1.040.1AC	014	5	349.1.064.1A	023	8	389.4.013.1A	019	20	433.1.312.1A	032	24
247.1.213.1C	037	10	303.1.040.1AC	015	2	349.1.065.1A	023	9	389.4.013.1A	019a	6	435.1.115.1A	036	2
247.1.214.1A	031	5	303.1.041.1A	014	4	349.1.098.1A	023	11	389.4.014.1A	019	19	435.1.115.1AB	036	2
247.1.215.1A	031a	27	303.1.041.1A	015	3	349.1.101.1A	023	2	389.4.015.1A	019a	6	436.1.142.1A	038	15
247.1.216.1A	038	12	303.1.041.1AA	014	4	349.1.102.1A	023	18	390.4.003.1A	022	25	437.1.135.1A	039a	2
247.1.221.1A	038	21	303.1.041.1AA	015	3	349.1.104.1A	023	20	390.4.010.1A	039	15	437.1.135.1AB	039a	2
250.1.038.1A	009	5	303.1.041.1AB	014	4	349.1.178.1A	023	14	390.4.011.1A	021	12	442.2.083.1A	034	1
254.4.001.1A	005	4	303.1.041.1AB	015	3	349.1.179.1A	023	12	390.4.013.1A	021	13	444.4.003.4A	009	20
255.1.023.1A	008	15	303.1.041.1AC	014	4	349.1.180.1A	023	21	390.4.016.1A	022	30	447.1.048.1A	032	14
255.1.024.1A	013	3	303.1.041.1AC	015	3	349.1.181.1A	023	3	395.4.013.1B	020	3	447.1.049.1A	032	16
CATALOGUE No: ISSUED:	915.1.188.2B 04 - 04						CATALOGUE No: ISSUED:	915.1.188.2B 04 - 04						

CODE No.	Drwg.	POS. N.	CODE No.	Drwg.	POS. N.	CODE No.	Drwg.	POS. N.	CODE No.	Drwg.	POS. N.	CODE No.	Drwg.	POS. N.
447.1.050.1A	032	18	464.1.038.1A	031a	32	481.3.029.1A	039	3	514.1.034.1A	001c	12	541.4.003.1A	019	21
447.1.051.1A	032	17	470.1.058.3BB	030	1	482.1.111.1AA	038	14	514.1.035.1A	001c	10	541.4.003.1A	019a	7
449.1.045.1A	003	12	470.1.058.3BF	030	1	482.1.111.1AM	038	14	514.1.036.1A	001c	10	548.4.047.1A	035	1
451.1.025.1A	008	20	470.1.079.1A	030	10	482.1.111.1AT	038	14	514.1.037.1A	001c	6	549.1.038.2A	035	6
451.2.006.1A	008	23	480.1.170.1AA	039a	6	482.1.112.1AA	038	26	514.1.038.1A	001c	14	549.1.039.2A	035	5
455.1.015.1A	029	29	480.1.170.1AE	039a	6	482.1.112.1AM	038	26	514.1.039.1A	020	14	552.1.037.1A	001c	4
455.2.003.1A	002	4	480.1.170.1AT	039a	6	482.1.112.1AT	038	26	516.4.003.1B	019	17	552.1.038.1A	001c	5
456.1.038.1A	031a	20	480.1.171.1AA	039a	1	482.3.111.1A	038	14	518.4.004.1B	026	15	552.1.039.1A	001c	7
456.2.035.2A	031a	12	480.1.171.1AE	039a	1	482.3.112.1A	038	26	520.1.001.2C	021	1	552.1.040.1A	001c	11
457.2.022.2A	029	24	480.1.171.1AT	039a	1	484.1.047.1AA	039a	11	523.2.013.1A	039	14	552.1.043.1A	029	21
460.1.076.2A	026	11	480.1.172.1AA	039a	9	484.1.047.1AE	039a	11	523.2.014.1A	039	17	552.1.045.2A	035	11
460.1.146.1A	017	18	480.1.172.1AE	039a	9	484.1.047.1AT	039a	11	525.1.012.1B	022	1	552.4.012.1A	019a	4
460.1.147.1A	022	16	480.1.172.1AT	039a	9	484.3.047.1A	039a	11	525.1.014.1A	022	23	552.4.013.1A	015	32
460.1.153.1A	032	22	480.1.173.1AA	039a	5	487.1.031.1A	039	8	529.1.001.1A	039a	38	552.4.020.1A	011	12
460.1.156.1A	039	6	480.1.173.1AE	039a	5	492.4.061.1A	024	5	529.1.006.1A	022	29	552.4.028.1A	001b	15
460.1.157.1A	017	12	480.1.173.1AT	039a	5	492.4.062.1A	025	20	529.1.009.1A	022	12	552.4.048.1A	037	3
460.1.158.1A	017	7	480.3.170.1A	039a	6	494.1.097.1A	025	10	531.1.001.1A	022	21	556.1.018.1D	018	9
462.4.037.6A	020	17	480.3.171.1A	039a	1	497.2.001.2A	024	3	531.1.002.1A	022	22	556.1.035.1A	018	3
462.4.046.1A	021	14	480.3.172.1A	039a	9	501.2.107.1AM	024	10	532.4.006.1A	039	16	556.2.036.1A	018	1
463.2.010.9A	014	9	480.3.173.1A	039a	5	502.2.107.2AM	024	7	532.4.007.1A	039	18	561.1.019.1A	022	9
463.2.010.9A	015	11	481.1.028.1AA	039	1	510.1.238.1A	019	2	539.1.021.1A	002	6	564.1.044.1AA	039a	33
463.2.026.1A	014	20	481.1.028.1AM	039	1	510.1.239.1A	019a	1	539.1.023.2A	018	5	564.1.044.1AE	039a	33
463.2.026.1A	015	34	481.1.028.1AT	039	1	510.1.240.1A	022	18	539.4.003.1B	029	32	564.1.044.1AT	039a	33
463.2.053.7A	004	15	481.1.029.1AA	039	3	510.1.294.1A	039	19	539.4.021.1A	028	8	564.1.045.1A	025	22
464.1.035.1A	031	9	481.1.029.1AM	039	3	510.1.295.1A	039	20	539.4.030.1A	005	16	564.1.047.1A	039a	26
464.1.036.1A	031a	23	481.1.029.1AT	039	3	514.1.032.1A	001c	9	539.4.033.1A	027	5	564.3.044.1A	039a	33
464.1.037.1A	031	1	481.3.028.1A	039	1	514.1.033.1A	001c	13	540.4.019.1A	020	15	565.1.031.1A	032	20
CATALOGUE No: ISSUED:			915.1.188.2B 04 - 04			CATALOGUE No: ISSUED:			915.1.188.2B 04 - 04					

CODE No.	Drwg.	POS. N.	CODE No.	Drwg.	POS. N.	CODE No.	Drwg.	POS. N.	CODE No.	Drwg.	POS. N.	CODE No.	Drwg.	POS. N.
565.1.032.1A	038	16	590.1.251.1A	016	20	618.4.050.1A	028	23	671.1.028.1A	019	16	702.4.017.1A	004	20
570.1.089.1A	017	1	590.1.252.1A	016	21	619.4.023.1A	029	13	672.1.029.1A	020	7	702.4.020.1A	010	29
570.1.100.1A	017	11	590.1.253.1A	016	18	624.4.030.1A	028	1	672.1.034.1A	015	25	702.4.033.1A	010	9
570.1.101.1A	017	20	590.1.254.1A	040	6	625.4.004.1A	029	1	672.1.038.1A	019a	2	702.4.069.1A	008	5
571.1.089.1A	017	2	592.1.012.2A	037	11	626.4.008.1C	027	4	676.2.054.1A	025	25	702.5.008.1A	010	20
572.1.011.1B	017	10	593.1.003.1B	010	33	626.4.011.1A	027	3	676.4.044.1A	025	26	702.5.008.1A	011	3
573.1.075.1A	017	13	593.1.018.1A	009	29	626.4.011.1A	028	5	677.4.002.1A	001a	3	702.5.016.1A	004	14
585.1.041.2A	037	22	593.4.018.1A	037	16	626.4.013.1A	029	36	680.1.001.1B	009	7	702.5.019.1A	010	12
585.4.006.1A	028	4	595.1.060.1B	038	4	626.4.015.1B	028	3	684.1.059.1A	034	6	702.5.044.1A	003	29
585.4.007.1A	027	12	595.1.062.1B	038	5	626.4.019.1A	028	6	684.1.061.2A	030	15	703.1.013.1A	026	12
586.1.046.1AA	036	1	598.1.001.1A	038	28	626.4.034.1A	027	2	684.1.067.1A	039	4	703.1.019.1A	015	30
586.1.046.1AE	036	1	598.1.002.1A	039a	28	630.4.023.1A	027	1	697.2.017.1A	039a	29	70610.8120	004	11
586.1.046.1AT	036	1	598.2.031.2E	026	30	631.4.004.1A	028	18	698.1.033.1A	001c	15	710.1.001.1A	009	13
590.1.085.1A	016	12	60N107335	004	28	631.4.008.1A	029	12	700.1.017.1E	025	9	710.1.002.1A	004	23
590.1.112.1A	040	9	610.4.029.1A	028	21	631.4.016.1A	029	18	700.1.036.1A	012	24	710.1.025.1A	033	4
590.1.141.1A	040	7	610.4.030.1A	028	22	632.1.023.1A	027	10	700.1.040.1A	007	12	710.1.068.1A	026	13
590.1.162.1A	016	13	611.4.013.1AB	029	14	650.4.010.1B	026	25	700.1.040.1A	014	25	710.1.069.1A	010	21
590.1.189.1A	001c	1	612.4.005.1A	027	7	651.4.014.1A	026	14	700.1.040.1A	015	23	710.1.070.1A	010	30
590.1.190.1A	001c	2	612.4.008.1A	028	17	652.4.006.1C	026	18	700.1.043.1A	021	9	710.1.109.1A	032	5
590.1.195.1A	037	4	612.4.008.1A	029	19	654.4.010.1A	026	20	700.1.049.1A	031	13	710.4.003.1A	024	16
590.1.213.1A	040	8	612.4.014.1A	028	15	656.2.002.1A	026	8	700.1.049.1A	031a	2	711.1.007.1A	006	6
590.1.238.1B	037	20	612.4.016.1A	029	17	669.1.001.1E	014	18	701.4.003.1A	012	19	711.1.067.1A	025	7
590.1.240.1A	037	14	612.4.017.1A	028	16	669.1.001.1E	015	15	701.4.005.1A	003	4	711.1.072.1A	026	26
590.1.241.1A	037	15	612.4.018.1A	028	14	670.4.014.1A	019	1	701.4.006.1A	033	10	711.1.095.1A	010	32
590.1.247.1A	037	31	613.4.020.1A	028	19	671.1.024.1A	019	13	701.4.007.1A	012	21	711.1.126.1A	007	11
590.1.249.2A	037	24	613.4.038.1A	029	16	671.1.025.1A	019	14	702.4.004.1A	026	6	711.1.128.1A	010	3
590.1.250.1A	040	5	616.1.002.1A	037	30	671.1.027.1A	019	15	702.4.013.1A	010	26	711.1.138.1A	019	10
CATALOGUE No: ISSUED:			915.1.188.2B 04 - 04			CATALOGUE No: ISSUED:			915.1.188.2B 04 - 04					

INDEX

CODE No.	Drwg.	POS. N.	CODE No.	Drwg.	POS. N.	CODE No.	Drwg.	POS. N.	CODE No.	Drwg.	POS. N.	CODE No.	Drwg.	POS. N.
712.1.018.1A	025	8	716.1.022.1B	021	3	741.4.004.1A	016	19	748.1.035.1B	039a	22	750.1.116.1A	032	10
712.1.029.1A	032	7	716.1.022.1B	034	8	741.4.038.1A	019	8	748.1.036.1A	017	21	750.1.117.1A	033	16
712.1.031.1A	032	8	716.1.043.1A	040	17	741.4.038.1A	029	35	748.1.036.1A	022	19	750.1.121.1A	012	3
713.1.011.1A	003	15	716.1.073.2A	008	13	741.4.040.1A	016	11	748.1.036.1A	025	23	75113.2566	004	18
713.1.012.1B	004	31	716.1.099.1A	008	17	741.4.041.1A	016	9	748.1.036.1A	033	21	75162.2566	024	8
713.1.014.1A	003	11	716.1.106.1A	020	10	741.4.042.1A	016	3	748.1.036.1A	039a	16	75162.2566	032	2
713.1.014.1A	003	15	716.1.107.1B	022	15	741.4.043.1A	029	2	748.1.036.1A	040	19	75191.3380	010	25
713.1.014.1B	003	11	716.1.112.1A	022	6	741.4.043.1A	040	21	748.1.038.1A	010	8	75794.1542	010	17
713.1.014.1E	003	11	72094.1616	010	10	741.4.057.1A	040	10	748.1.040.1A	002	23	758.1.021.1A	035	12
713.1.014.1E	003	15	72121.2106	006	4	741.4.058.1A	040	11	748.4.002.1A	030	3	758.1.025.1A	014	28
713.1.014.1F	003	11	72237.0657	038	20	741.4.059.1A	040	13	748.4.024.1AB	025	4	759.1.008.1A	025	1
713.1.082.1A	017	22	72944.1542	008	18	741.4.063.1A	040	12	748.4.033.1A	017	3	759.1.009.1A	024	12
713.1.137.1A	015	27	72944.1542	013	1	741.4.067.1A	016	16	748.4.034.1A	016	2	760.1.003.1B	034	4
713.1.140.1A	010	14	732.1.018.1A	038	27	741.4.092.1A	037	5	748.4.037.1AB	033	14	760.4.003.1A	038	19
713.1.157.1A	003	13	732.1.019.1A	039a	15	741.4.093.1A	037	6	748.4.038.1A	021	10	76267.0012	009	24
713.1.187.1A	032	3	73500.1237	009	25	741.4.112.1A	037	25	748.4.038.1A	037	33	764.1.002.1A	014	6
713.1.192.1A	029	34	73500.1440	012	11	741.5.034.1A	037	21	748.4.039.1A	030	16	764.1.002.1A	015	21
713.1.196.1A	024	17	73500.1542	002	15	74172.1008	006	10	749.4.004.1A	031a	17	764.1.003.1B	004	6
713.1.197.3A	024	2	73500.1747	015	26	74172.1008	013	8	749.4.006.1AB	030	13	764.1.011.2A	029	25
713.1.238.1A	033	13	73503.3075	005	11	74223.1045	034	5	749.4.045.2A	018	10	764.1.011.2A	031a	13
713.1.241.1A	005	24	73503.3380	010	18	74224.0570	004	24	749.5.001.1B	022	14	764.1.022.1A	035	2
713.1.241.1A	014	26	73503.3380	011	2	74224.0570	006	7	750.1.002.1B	004	25	764.1.024.1A	017	23
714.1.027.1A	024	15	737.4.021.1A	008	19	747.1.006.1B	033	5	750.1.007.1A	003	32	764.1.029.1A	040	16
714.1.041.1A	025	12	741.1.012.1A	019	5	747.5.003.1A	029	9	750.1.012.2A	006	3	764.1.042.1A	017	15
714.1.047.1A	024	9	741.1.013.1A	019	6	747.5.005.1B	029	28	750.1.018.1C	025	2	764.1.057.1A	036	3
715.1.005.1A	033	11	741.1.031.1A	017	27	747.5.007.1A	026	1	750.1.019.1B	024	13	764.1.058.1A	036	4
716.1.003.1A	035	3	741.4.002.1A	034	12	748.1.014.1A	024	1	750.1.028.1A	039	11	764.1.066.1A	031	12
CATALOGUE No: ISSUED:	915.1.188.2B 04 - 04						CATALOGUE No: ISSUED:	915.1.188.2B 04 - 04						

INDEX

CODE No.	Drwg.	POS. N.	CODE No.	Drwg.	POS. N.	CODE No.	Drwg.	POS. N.	CODE No.	Drwg.	POS. N.	CODE No.	Drwg.	POS. N.
764.1.066.1A	031a	3	771.5.065.8B	008	3	771.5.123.8B	002	30	772.1.045.1A	031	6	772.5.032.1A	029	38
764.1.068.1A	017	14	771.5.066.8B	011	24	771.5.123.8B	008	8	772.1.045.1A	031a	26	772.5.032.1A	030	9
764.1.069.1A	022	7	771.5.066.8B	012	5	771.5.129.8B	009	8	772.1.046.1A	020	5	772.5.032.1A	038	13
764.1.073.1A	039a	20	771.5.066.8B	013	10	771.5.136.8B	010	24	772.1.047.1A	019	4	772.5.033.1A	017	25
764.1.074.1A	028	24	771.5.066.8B	014	11	771.5.141.8B	030	12	772.1.047.1A	019a	8	772.5.033.1A	033	23
764.1.075.1A	021	2	771.5.066.8B	015	13	771.5.157.8B	026	17	772.1.047.1A	038	18	772.5.037.1A	028	12
764.1.075.1A	038	23	771.5.067.8B	002	28	771.5.431.8B	028	20	772.1.050.1A	021	6	772.5.037.1A	039a	12
764.1.090.1A	020	9	771.5.067.8B	011	13	771.5.665.8B	011	5	772.1.050.1A	033	22	772.5.038.1A	022	4
764.1.090.1A	034	7	771.5.069.8B	005	5	771.5.665.8B	017	26	772.1.050.1A	036	12	773.5.065.8B	013	15
76400.0001	032	6	771.5.069.8B	009	10	771.5.666.8B	031a	22	772.1.050.1A	037	34	773.5.069.8B	009	6
76402.0002	003	17	771.5.069.8B	011	6	771.5.667.8B	031a	10	772.1.050.1A	039	13	773.5.120.8B	025	14
766.1.001.2B	010	6	771.5.069.8B	012	22	771.5.668.8B	029	26	772.1.050.1A	039a	24	774.5.006.1A	037	8
766.4.017.2A	013	17	771.5.071.8B	011	17	771.5.668.8B	031a	21	772.5.008.1B	019	18	775.1.007.1AB	039	9
766.4.018.1A	013	18	771.5.071.8B	012	23	771.5.669.2B	028	2	772.5.008.1B	030	11	775.1.008.3A	032	15
76835.1134	002	10	771.5.071.8B	014	29	771.5.723.8B	021	7	772.5.028.1AB	023	13	775.1.008.3A	037	23
770.5.250.8B	010	15	771.5.072.8B	005	23	771.5.723.8B	029	15	772.5.029.1A	029	22	775.1.008.3A	038	22
771.1.016.1A	033	15	771.5.072.8B	008	2	771.5.725.8B	026	22	772.5.029.1A	030	6	775.1.008.3A	039a	25
771.1.026.1A	005	2	771.5.072.8B	010	4	771.5.725.8B	031	8	772.5.029.1A	032	21	775.1.017.1A	036	16
771.1.027.1A	005	3	771.5.072.8B	010	31	771.5.725.8B	031a	24	772.5.029.1A	037	9	775.1.017.1B	037	19
771.1.031.1A	033	12	771.5.072.8B	020	13	771.5.727.8B	026	7	772.5.031.1B	020	11	775.1.019.1A	038	29
771.5.040.8B	011	21	771.5.072.8B	035	14	771.5.754.8B	018	2	772.5.031.1B	021	4	775.1.021.1A	038	30
771.5.042.8B	019	12	771.5.073.8B	011	16	771.5.937.8B	033	20	772.5.031.1B	022	10	775.1.031.1B	031a	19
771.5.042.8B	022	3	771.5.074.8B	026	27	771.5.938.8B	033	19	772.5.031.1B	029	20	775.1.031.1B	038	3
771.5.043.8B	004	4	771.5.078.8B	005	20	772.1.004.2B	032	12	772.5.031.1B	030	7	775.1.033.1A	025	24
771.5.047.8B	019	11	771.5.078.8B	012	12	772.1.005.1B	025	19	772.5.031.1B	034	9	775.1.033.1A	039a	34
771.5.063.8B	026	9	771.5.079.8B	005	27	772.1.010.3A	008	22	772.5.031.1B	035	4	775.1.036.1A	013	14
771.5.064.8B	038	10	771.5.080.8B	010	27	772.1.045.1A	026	10	772.5.032.1A	017	8	776.5.032.2A	016	5
CATALOGUE No: ISSUED:	915.1.188.2B 04 - 04						CATALOGUE No: ISSUED:	915.1.188.2B 04 - 04						

CODE No.	Drwg.	POS. N.	CODE No.	Drwg.	POS. N.	CODE No.	Drwg.	POS. N.	CODE No.	Drwg.	POS. N.	CODE No.	Drwg.	POS. N.	
777.5.049.8B	011	10	779.1.305.1A	031	10	790.1.012.1A	017	28	8000.59056	031a	8	821.1.170.1A	031a	11	
777.5.052.8B	039a	30	779.1.305.1A	031a	5	790.1.013.1A	017	29	8000.66308	026	29	821.1.191.1A	039a	31	
777.5.056.8B	039a	17	779.1.325.1A	031	16	791.1.012.1A	036	18	8000.70119	024	18	824.1.072.1A	031a	4	
779.1.007.2A	006	9	779.1.325.1A	031a	14	791.1.061.1A	039a	27	8000.70139	001a	8	824.1.079.1A	031	7	
779.1.008.1A	040	18	779.1.326.1A	036	11	791.1.062.1A	037	17	801.1.027.1A	016	4	824.1.080.1A	031a	25	
779.1.029.2A	010	2	779.1.328.1A	024	4	791.2.026.1A	007	5	806.1.017.1AA	030	5	824.2.071.1A	031	11	
779.1.039.1A	002	3	779.1.335.1A	034	13	799.1.025.1A	002	20	806.1.017.1AM	030	5	825.1.035.1A	025	17	
779.1.050.1A	039	7	779.1.337.1A	039a	10	799.1.049.1A	002	1	806.1.017.1AT	030	5	826.1.009.1A	002	33	
779.1.058.1AB	027	6	779.1.341.1A	036	6	799.1.051.2A	006	15	808.1.056.1A	039a	13	826.1.012.1A	010	11	
779.1.058.1AB	028	11	779.1.351.1A	037	29	799.1.055.1A	009	30	80N0.21507	031	15	827.1.115.1B	031	3	
779.1.058.1AB	029	7	779.4.005.2A	018	4	799.1.061.1A	014	7	80N0.21507	031a	29	827.1.115.1B	031a	30	
779.1.082.1AB	027	9	779.4.075.1A	011	14	799.1.061.1A	015	9	814.1.114.1A	001c	8	827.1.139.2B	018	8	
779.1.099.1B	026	2	779.5.012.1B	016	15	799.1.088.1B	018	7	814.1.179.1A	040	1	827.1.157.1A	040	15	
779.1.109.1A	006	2	779.5.030.2A	013	4	799.1.089.1B	018	6	814.1.180.1A	040	22	827.1.191.4A	022	11	
779.1.133.1A	014	24	779.5.046.1B	039	2	799.1.166.1A	031	14	814.4.010.1A	037	32	827.1.274.1A	030	8	
779.1.133.1A	015	33	780.1.007.1A	017	6	799.1.166.1A	031a	9	815.1.022.1A	010	35	827.1.279.1A	031a	18	
779.1.162.2A	009	27	780.1.018.1A	009	31	799.1.174.1A	029	30	815.1.022.1A	035	7	827.1.294.1A	020	4	
779.1.182.2A	010	36	780.5.001.1A	005	26	799.1.175.1A	038	6	815.1.028.1A	009	21	827.1.295.1A	020	8	
779.1.198.2A	009	23	786.1.063.1A	007	6	799.1.190.1A	039a	32	818.2.009.1A	004	3	827.1.300.1A	039a	14	
779.1.198.2A	011	28	786.1.064.1A	007	10	799.1.194.1A	017	19	819.1.043.1A	024	11	827.1.308.1A	038	1	
779.1.203.2A	002	7	787.1.008.1A	015	29	799.1.252.1A	031	17	819.2.042.1A	025	13	827.1.309.1A	038	2	
779.1.205.1AB	031a	15	788.1.052.1A	005	7	799.1.252.1A	031a	31	821.1.001.1A	002	26	827.1.311.1A	032	23	
779.1.206.1AB	031	18	788.1.054.1A	012	4	799.2.077.2A	009	14	821.1.068.1B	031	4	827.1.312.1A	037	18	
779.1.213.1A	030	2	788.1.066.1AA	011	22	799.4.005.1A	024	19	821.1.068.1B	031a	28	829.1.136.1A	022	28	
779.1.237.1B	029	27	788.1.066.1AB	011	22	799.4.006.1A	039a	7	821.1.070.1A	002	17	829.1.141.1C	028	13	
779.1.260.1A	017	17	788.1.066.1AC	011	22	8000.36726	022	26	821.1.111.1A	014	15	829.1.190.1A	019	3	
779.1.292.2A	038	24	788.1.080.1A	039	12	8000.59056	029	23	821.1.111.1A	015	10	829.1.190.1A	019a	3	
CATALOGUE No: ISSUED:	915.1.188.2B 04 - 04						CATALOGUE No: ISSUED:	915.1.188.2B 04 - 04							

INDEX

CODE No.	Drwg.	POS. N.	CODE No.	Drwg.	POS. N.	CODE No.	Drwg.	POS. N.	CODE No.	Drwg.	POS. N.	CODE No.	Drwg.	POS. N.
829.1.235.1A	015	31	848.4.023.1A	031a	16	852.1.104.1A	006	11	852.1.163.1A	017	16	852.5.024.1A	005	25
829.1.401.1A	019a	5	848.4.026.1A	033	7	852.1.104.1B	006	11	852.1.167.1A	022	5	852.5.026.1A	010	37
829.1.406.1A	020	1	848.4.027.1A	033	6	852.1.104.1C	006	11	852.1.167.1A	039a	23	853.1.002.1A	009	9
829.1.410.1A	020	2	850.1.006.1A	037	12	852.1.104.1D	006	11	852.1.169.1A	036	5	853.1.003.1A	011	27
829.1.432.1A	021	5	850.1.015.1A	029	11	852.1.104.1E	006	11	852.1.172.1A	002	29	853.1.003.1A	012	2
829.1.468.1A	021	11	850.1.021.1A	037	26	852.1.104.1F	006	11	852.1.172.1A	038	9	853.1.004.1A	009	11
829.1.472.1B	022	2	850.4.055.1A	022	17	852.1.104.1G	006	11	852.1.173.1A	013	2	856.1.001.1A	003	6
829.4.002.1A	040	20	850.4.063.1A	039a	8	852.1.104.1H	006	11	852.1.174.1A	002	31	856.1.024.1A	010	7
830.1.277.1B	019	23	850.5.001.1A	039a	18	852.1.104.1I	006	11	852.1.174.1A	008	7	856.1.031.1A	003	16
830.1.278.1B	019	22	851.1.001.1B	004	9	852.1.104.1J	006	11	852.1.176.1A	005	22	856.1.062.2A	008	16
830.1.279.1A	036	7	851.1.004.1A	003	31	852.1.104.1K	006	11	852.1.176.1A	011	25	856.1.071.1A	012	9
830.1.280.1A	036	8	851.1.013.1A	008	11	852.1.104.1L	006	11	852.1.176.1A	014	27	856.1.074.2A	013	20
830.1.282.1B	025	21	851.1.019.1A	006	12	852.1.104.1M	006	11	852.1.176.1A	030	18	856.1.089.1A	038	25
830.1.284.1A	011	20	851.4.001.1A	004	5	852.1.104.1N	006	11	852.1.176.1A	035	15	856.1.091.1A	022	24
830.1.286.1A	028	9	852.1.005.1A	002	14	852.1.105.1AB	003	26	852.1.179.1A	031	20	856.5.001.1A	039a	19
830.1.292.1A	040	14	852.1.008.1A	005	10	852.1.105.1AD	003	26	852.1.186.1A	017	9	863.1.001.1D	025	11
830.1.295.2A	017	24	852.1.024.1A	039	10	852.1.105.1AG	003	26	852.1.186.1A	022	20	863.1.002.1A	012	14
830.1.298.1A	033	24	852.1.053.2A	002	2	852.1.108.1AH	003	1	852.1.186.1A	037	36	866.1.036.1A	039a	4
832.1.003.1C	032	11	852.1.055.1A	025	3	852.1.108.1AL	003	1	852.1.195.1A	005	17	866.1.046.1A	030	19
832.1.028.1A	036	10	852.1.057.1A	024	14	852.1.108.1AN	003	1	852.1.195.1A	009	28	866.1.047.1A	036	13
832.1.033.1B	036	9	852.1.058.2A	025	6	852.1.120.1A	009	32	852.1.197.1A	013	13	866.1.061.1A	030	14
840.2.001.1A	014	19	852.1.059.1A	025	15	852.1.120.1A	011	7	852.5.001.1C	022	13	866.1.061.1A	038	11
840.2.001.1A	015	16	852.1.065.1B	031	19	852.1.148.1B	022	8	852.5.005.1A	009	18	866.2.048.2A	038	34
840.2.002.1B	014	17	852.1.065.1B	031a	1	852.1.151.1A	031a	7	852.5.019.1A	038	17	866.2.049.2A	038	35
840.2.002.1B	015	14	852.1.065.1B	036	14	852.1.152.1A	029	33	852.5.019.1A	039a	21	872.1.016.1A	032	13
841.1.002.2A	004	2	852.1.094.1A	002	19	852.1.153.1A	029	31	852.5.023.1A	014	23	872.1.026.1A	030	4
841.1.037.1A	038	7	852.1.103.1A	026	4	852.1.156.1A	039a	35	852.5.023.1A	015	22	872.1.041.1A	033	18
CATALOGUE No: ISSUED:	915.1.188.2B 04 - 04						CATALOGUE No: ISSUED:	915.1.188.2B 04 - 04						

INDEX

CODE No.	Drwg.	POS. N.	CODE No.	Drwg.	POS. N.	CODE No.	Drwg.	POS. N.	CODE No.	Drwg.	POS. N.	CODE No.	Drwg.	POS. N.
872.1.042.1A	033	17	884.5.034.1A	008	6	88713.0879	001	7	88713.2409	001a	6	88765.1126S	001b	22
872.1.043.1A	038	32	884.5.036.1A	012	7	88713.0957	001a	12	88765.0999	001	16	88765.1126T	001b	23
872.1.044.1A	038	31	886.1.013.1A	037	13	88713.1038	001a	4	88765.1000	001	15	88765.1126T	001c	16
872.1.045.1A	030	17	886.1.013.1A	040	2	88713.1058	001a	7	88765.1005	001	15	88765.1126U	001b	20
872.4.044.1A	032	19	886.1.015.1A	037	28	88713.1062	001a	9	88765.1006	001	15	88765.1126V	001b	8
873.1.037.1A	009	33	886.1.018.1A	037	27	88713.1068	001a	2	88765.1058	001	13	88765.1126Z	001b	1
875.1.065.1A	001c	3	886.4.003.1A	011	23	88713.1071	001a	10	88765.1073	001b	21	88765.1241	001c	0
875.1.076.2A	033	2	886.4.028.1A	015	28	88713.1072	001a	1	88765.1074	001b	21	88765.1242	001c	0
876.1.087.1A	034	10	886.4.035.1A	011	8	88713.1073	001a	5	88765.1075	001b	21	88765.1243	001c	0
876.1.088.1A	034	11	886.4.037.1A	009	4	88713.1078	001	12	88765.1076	001b	21	88765.1244	001c	0
877.1.094.1A	029	3	886.4.043.1A	004	27	88713.1079	001	14	88765.1077	001b	21	88765.1245	001c	0
877.2.005.1A	034	14	886.4.049.1A	037	7	88713.1091	001	21	88765.1086	001	22	88765.1297	001	23
881.1.010.1C	012	18	886.4.055.1A	036	17	88713.1096	001a	11	88765.1126	001b	6	88765.1298	001	18
881.1.012.1A	002	32	886.4.060.1A	013	11	88713.1215	001	34	88765.1126A	001b	4	88765.1369A	001b	24
881.1.030.1A	005	21	886.4.090.1A	005	14	88713.1344	001a	13	88765.1126B	001b	12	88765.1369B	001b	24
881.1.030.1A	011	26	886.5.003.1A	025	16	88713.1429	001	35	88765.1126C	001b	11	88765.1369C	001b	24
881.2.001.1A	004	19	886.5.015.1A	035	9	88713.1749	001	24	88765.1126D	001b	14	88765.1369D	001b	24
882.1.003.1A	008	14	886.5.042.1A	022	27	88713.1994	001	25	88765.1126E	001b	9	88765.1369E	001b	24
882.1.006.1A	002	16	88700.5644	001	31	88713.2011	001	17	88765.1126F	001b	13	88765.1371	001b	25
882.1.012.1A	012	15	88700.5665	001	27	88713.2036	001	19	88765.1126G	001b	17	88765.1372	001b	26
884.1.005.1A	023	16	88700.5749	001	20	88713.2092	001	28	88765.1126H	001b	16	88765.1373	001b	27
884.4.011.1A	007	2	88713.0123	001	5	88713.2096	001	2	88765.1126L	001b	19	88765.1374	001b	28
884.4.025.1A	038	8	88713.0137	001	11	88713.2103	001	3	88765.1126M	001b	18	88765.1375AF	001	9
884.5.003.1A	031	2	88713.0262	001	29	88713.2133	001	26	88765.1126N	001b	7	88765.1375BF	001	9
884.5.003.1A	031a	6	88713.0844	001	33	88713.2282	001	30	88765.1126P	001b	10	88765.1375CF	001	9
884.5.004.1A	025	18	88713.0874	001	6	88713.2355	001	1	88765.1126Q	001b	5	88765.1375DF	001	9
884.5.034.1A	002	22	88713.0875	001	8	88713.2362	001	32	88765.1126R	001b	3	88765.1375EF	001	9
CATALOGUE No: ISSUED:	915.1.188.2B 04 - 04						CATALOGUE No: ISSUED:	915.1.188.2B 04 - 04						



INDEX

CODE No.	Drwg.	POS. N.	CODE No.	Drwg.	POS. N.	CODE No.	Drwg.	POS. N.	CODE No.	Drwg.	POS. N.	CODE No.	Drwg.	POS. N.
893.1.005.1A	005	15	93823.2018	004	30									
893.4.005.1A	029	5	93823.3156	010	34									
893.4.007.1A	028	7	93827.0114	005	12									
893.4.008.1A	027	13	93827.0114	009	22									
894.2.009.1A	009	19	93827.0114	010	28									
895.2.001.1A	036	15	94247.0014	005	19									
913.7.076.1A	039a	37	94247.0014	010	5									
914.7.023.1A	001b	2	94247.0014	011	15									
914.7.023.1B	001b	2	98112.0002	001	4									
914.7.023.1C	001b	2												
914.7.023.1D	001b	2												
914.7.023.1E	001b	2												
926.1.004.2A	038	33												
930.1.004.1B	026	5												
930.1.007.1A	023	17												
930.4.022.1A	010	13												
930.4.023.1A	003	14												
930.4.034.1A	005	18												
930.4.035.1A	004	16												
930.4.049.1A	003	30												
930.4.052.1A	024	6												
930.4.061.1A	013	7												
93781.1824	033	9												
93783.1524	011	11												
93784.2030	005	9												
93785.1830	010	16												
93823.0128	004	32												
CATALOGUE No: ISSUED:	915.1.188.2B 04 - 04		CATALOGUE No: ISSUED:	915.1.188.2B 04 - 04										