

Spare parts catalogue MULTISTRADA 620 U.S.A.

DUCATI 620
MULTISTRADA



GENERAL INFORMATION

The present spare parts order exactly the right spare parts

When ordering specify:

- 1) the part's code number followed by its description; quantity needed;
- 2) the motorcycle's serial number, stamped on the steering head.

Spare parts drawings are general and DO NOT represent the part.

The contents of this catalogue are general and can undergo changes without prior noti

VALIDITY

- d.m.** From V.I.N.
- d.m.m.** From engine number
- f.m.** Until V.I.N.
- f.m.m.** Up to engine number

Ducati Motor Holding S.p.A.

*Uffici Commerciali Amministrativi:
Via A. Cavalieri Ducati n. 3
40132 Bologna, Italy
Telefono 051 6413111
Fax 051 406580
Internet www.ducati.com*

CATALOGUE No: **915.1.227.1C**
ISSUED: **10 - 05**

CATALOGUE No: **915.1.227.1C**
ISSUED: **10 - 05**

PAINTS


Colore	Codice	Codice	Codice
Paint	Code	Code	Code
Vernis	Code	Code	Code
Slacken	Code	Code	Code
Lacas	Codice	Codice	Codice

"Light gray" *0026

"Tangerine Red" *0035

"Nero Lucido" 248.514

"Rosso Anniversary DUCATI" 473.101

"Giallo" 473.201

page

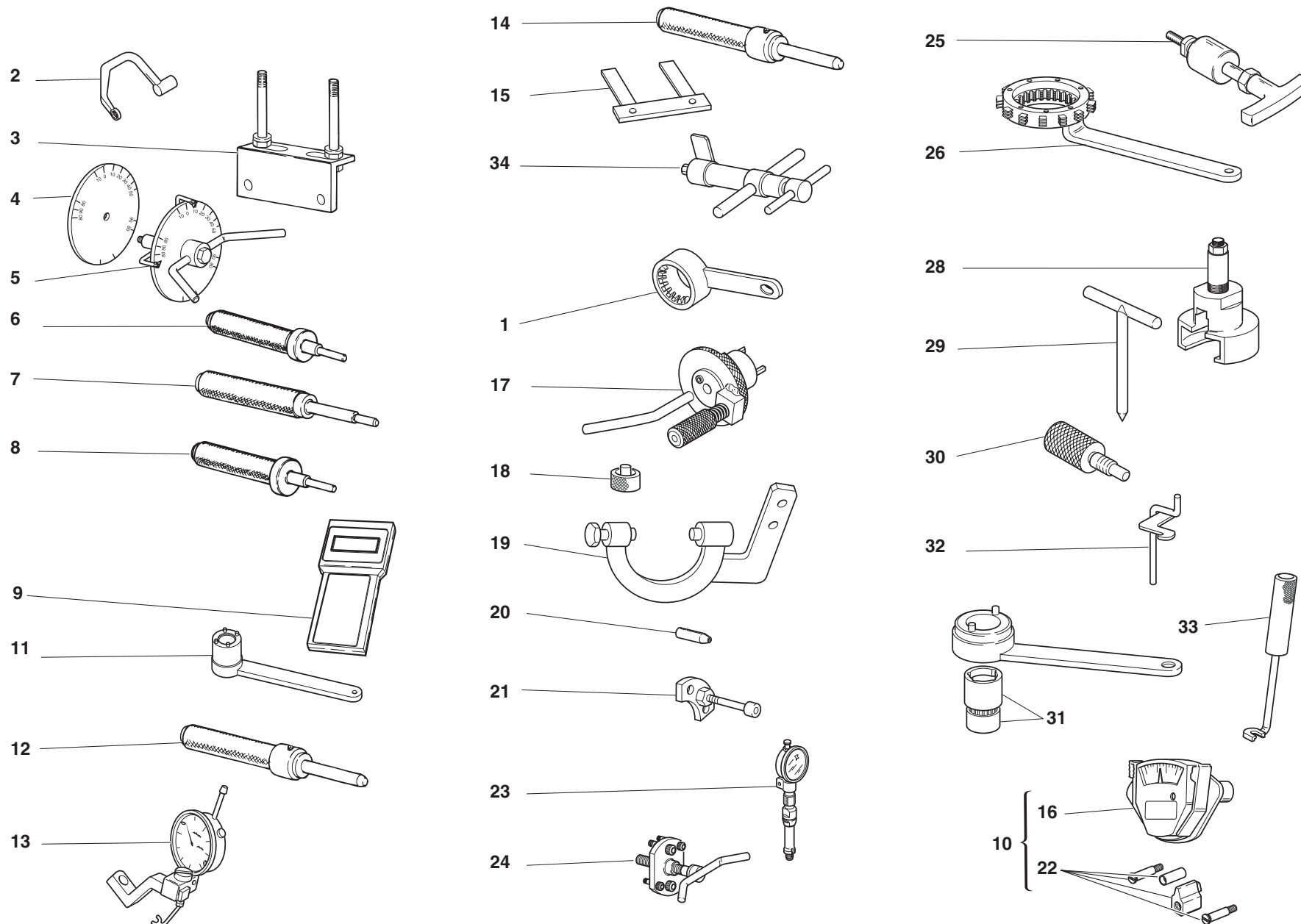
CONTENTS

4	001	WORKSHOP SPECIAL TOOLS
6	001a	WORKSHOP SPECIAL TOOLS
8	001b	DIAGNOSIS TESTER MATHESIS
10	001c	WORKSHOP SPECIAL TOOLS
12	002	GEARCHANGE
14	003	GEAR-BOX
16	004	CLUTCH
18	005	CLUTCH COVER
20	006	CRANKSHAFT
22	007	CYLINDERS - PISTONS
24	008	TIMING
26	009	FILTERS AND OIL PUMP
28	010	HALF CRANKCASES
30	011	ALTERNATOR COVER
32	012	ELECTRIC STARTER AND IGNITION
34	013	HEAD: TIMING
36	014	VERTICAL HEAD
38	015	HORIZONTAL HEAD
40	016	INLET DUCT
42	017	EXHAUST SYSTEM
44	018	STANDS
46	019	ELECTRIC SYSTEM
48	020	FRONT WIRING
50	021	BATTERY BOX MOUNT
52	022	FRONT HEAD-LIGHT AND INSTRUMENT PANEL
54	023	PLATE HOLDER - REAR LIGHT
56	024	FRONT FORK
58	025	FRONT AND REAR WHEELS
60	026	HANDLEBAR AND CONTROLS
62	027	CLUTCH CONTROL
64	028	FRONT BRAKE
66	029	REAR BRAKE
68	030	FRAME
70	031	R.H. FOOT RESTS
72	032	L.H. FOOT RESTS
74	033	REAR FORK
76	034	REAR SUSPENSION
78	035	AIR INDUCTION AND OIL VENT
80	036	FUEL TANK
82	037	FUEL SYSTEM
84	038	SEAT
86	039	HEADLIGHT FAIRING
88	039a	FAIRING
92	040	CANISTER FILTER
94	041	MARKING PLATES

DRAWING

001

WORKSHOP SPECIAL TOOLS



DRAWING

001

WORKSHOP SPECIAL TOOLS

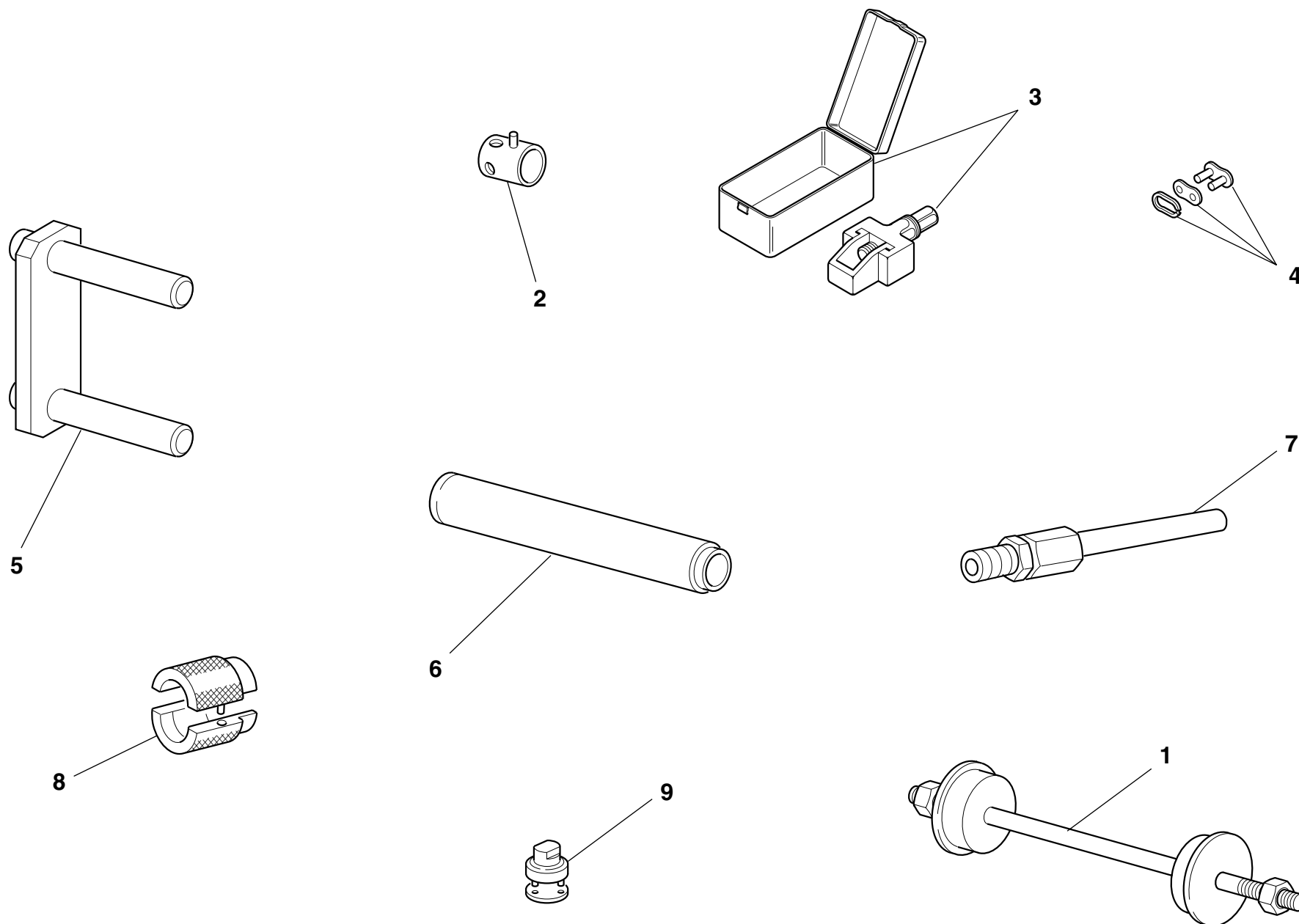
NOTES	N.	CODE NO.	DESCRIPTION	VALIDITY	Q.TY		NOTES	N.	CODE NO.	DESCRIPTION	VALIDITY	Q.TY	
	1	88713.2107	Wrench for holding timing belt rollers ring nuts		1			24	88713.1749	Drive roller puller		1	
	2	88713.2676	Head nuts holder wrench		1			25	88713.1994	Rocker shaft extractor		1	
	3	88713.2103	Head mounting base		1			26	88713.2133	Wrench to hold clutch housing drum steady		1	
	4	98112.0002	Degree wheel		1			28	88713.2092	Extractor for primary drive gear		1	
	5	88713.0123	Degree wheel holder tool for ignition advance check		1			29	88713.0262	Pin for assembling rocker arms		1	
	6	88713.0874	Exhaust valve guide punch tool		1			30	88713.2009	Belt roller timing of two-valve head		1	
	7	88713.0879	Punch tool to extract valve guide		1			31	88700.5644	Wrench for camshaft pulley ring nut adjustment		1	
	8	88713.0875	Intake valve guide punch tool		1			32	88713.2362	Tool for assembling closing rocker and spring		1	
	9	97900.0215	Check instrument		1			33	88713.0844	Half-rings mounting punch tool		1	
	10	051.2.001.1A	Torque wrench for timing belt		1			34	88713.1215	Torque wrench for timing belt		1	
	11	88713.0137	Crankshaft gear holder wrench for tightening nut		1								
	12	88713.1078	Punch tool for driving exhaust valve seat		1								
	13	88765.1058	Valve lift gauge		1								
	14	88713.1079	Punch tool for driving intake valve seat		1								
	15	88765.1000	Fork feeler gauge 0.1 mm		1								
	15	88765.1005	Fork feeler gauge 0.2 mm		1								
	15	88765.1006	Fork feeler gauge 0.3 mm		1								
	16	88765.0999	Timing belt control gauge		1								
	17	88713.2011	Tool to hold crankshaft in TDC position		1								
	18	88765.1322	Spacer for checking lower valve shim		1								
	19	88713.2101	Flywheel Wrench		1								
	20	88700.5749	Crankcases assembling cap		1								
	21	88713.1091	Plate for positioning gear engagement fork		1								
	22	88765.1086	Conversion kit for 2V belts tensioning tool		1								
	23	88765.1297	T.D.C. control gauge		1								

CATALOGUE No:
ISSUED:**915.1.227.1C**
10 - 05CATALOGUE No:
ISSUED:**915.1.227.1C**
10 - 05

DRAWING



001a

WORKSHOP SPECIAL TOOLS



DRAWING

001a**WORKSHOP SPECIAL TOOLS**

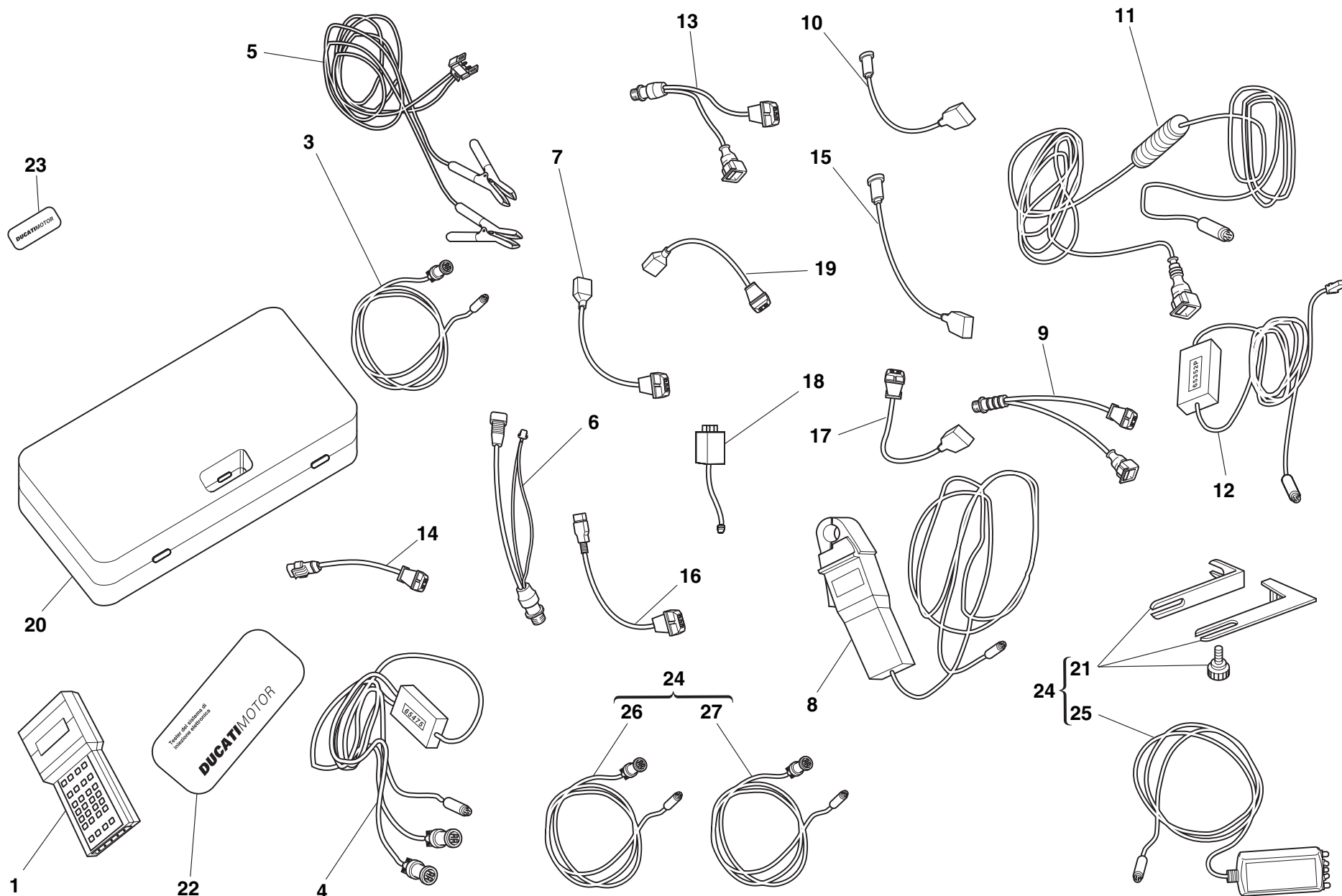
NOTES	N.	CODE NO.	DESCRIPTION	VALIDITY	Q.TY		NOTES	N.	CODE NO.	DESCRIPTION	VALIDITY	Q.TY	
	1	88713.1062	Tool for assembling the steering head bearings		1								
	2	8000.70139	Wrench for front wheel spindle		1								
	3	88713.1344	Tool for assembling chain		1								
	4	677.4.003.1A	Coupling		1								
	5	88713.1515	Frame/engine holder		1								
	6	88713.1072	Stopper for driving the half bearing of the steering head base		1								
	7	88713.1010	Union for exhaust gas suction		1								
	8	88713.1096	Tool for overhauling SHOWA forks - assembling seal ring		1								
	9	88713.1058	Wrench for assembling the steering head cap		1								

CATALOGUE No:
ISSUED:**915.1.227.1C**
10 - 05CATALOGUE No:
ISSUED:**915.1.227.1C**
10 - 05

DRAWING



001b

DIAGNOSIS TESTER MATHESIS



DRAWING

001b**DIAGNOSIS TESTER MATHESIS**

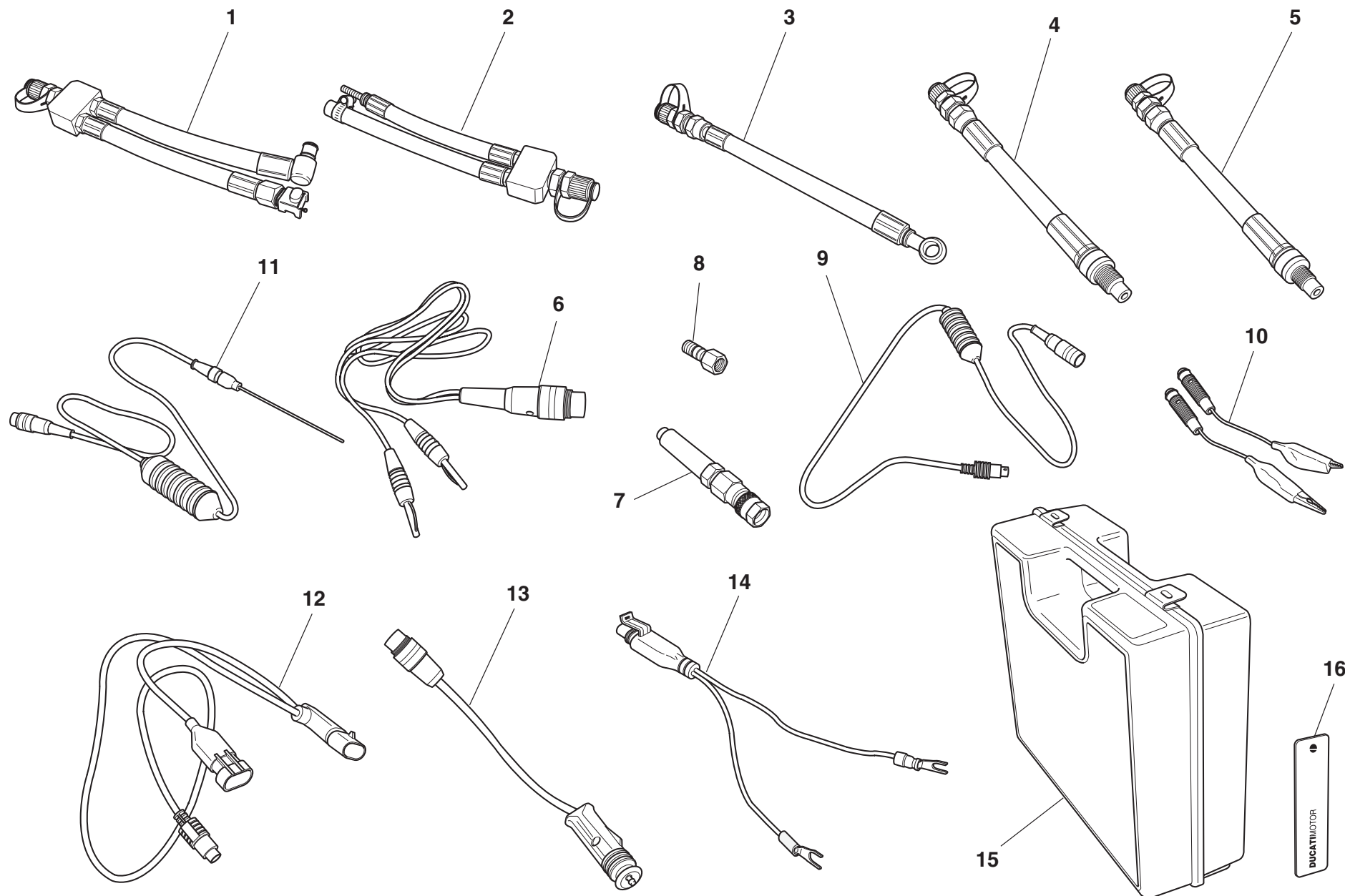
NOTES	N.	CODE NO.	DESCRIPTION	VALIDITY	Q.TY		NOTES	N.	CODE NO.	DESCRIPTION	VALIDITY	Q.TY	
	1	88765.1126Z	Bare Mathesis		1			27	88765.1373	Cable extension		1	
	3	88765.1126R	Main cable Mathesis		1								
	4	88765.1126A	Pickup Control cable		1								
	5	88765.1126Q	Battery mains cable		1								
	6	88765.1126	Mains cable adapter for self diagnosis		1								
	7	88765.1126N	Sensor for absolute pressure sampling		1								
	8	88765.1126V	Amperometer plier		1								
	9	88765.1126E	Adapter for 3 wires Pickup test cable		1								
	10	88765.1126P	Sensor for air temperature sampling		1								
	11	88765.1126C	Cable for potentiometer adjustment		1								
	12	88765.1126B	Test cable and speed indicator adjustment		1								
	13	88765.1126F	Adapter for 2 wires Pickup test cable		1								
	14	88765.1126D	Adapter for potentiometer adjustment		1								
	15	552.4.028.1A	Sensor for small throttle potentiometer sampling		1								
	16	88765.1126H	Sensor for throttle potentiomer sampling		1								
	17	88765.1126G	Sensor for air/water temperature sampling		1								
	18	88765.1126M	Sfety remote switch		1								
	19	88765.1126L	2 Wires sampling Pickup sensor		1								
	20	88765.1126U	Case with sponge		1								
	21	88765.1374	Bracket		1								
	22	88765.1126S	DUCATI sticker for case		1								
	23	88765.1126T	DUCATI sticker RH/LH side		1								
	24	97900.0002	Belt tensioning kit		1								
	25	88765.1371	Sensor		1								
	26	88765.1372	Main cable		1								

CATALOGUE No:
ISSUED:**915.1.227.1C**
10 - 05CATALOGUE No:
ISSUED:**915.1.227.1C**
10 - 05

DRAWING

001c

WORKSHOP SPECIAL TOOLS



DRAWING

001c**WORKSHOP SPECIAL TOOLS**

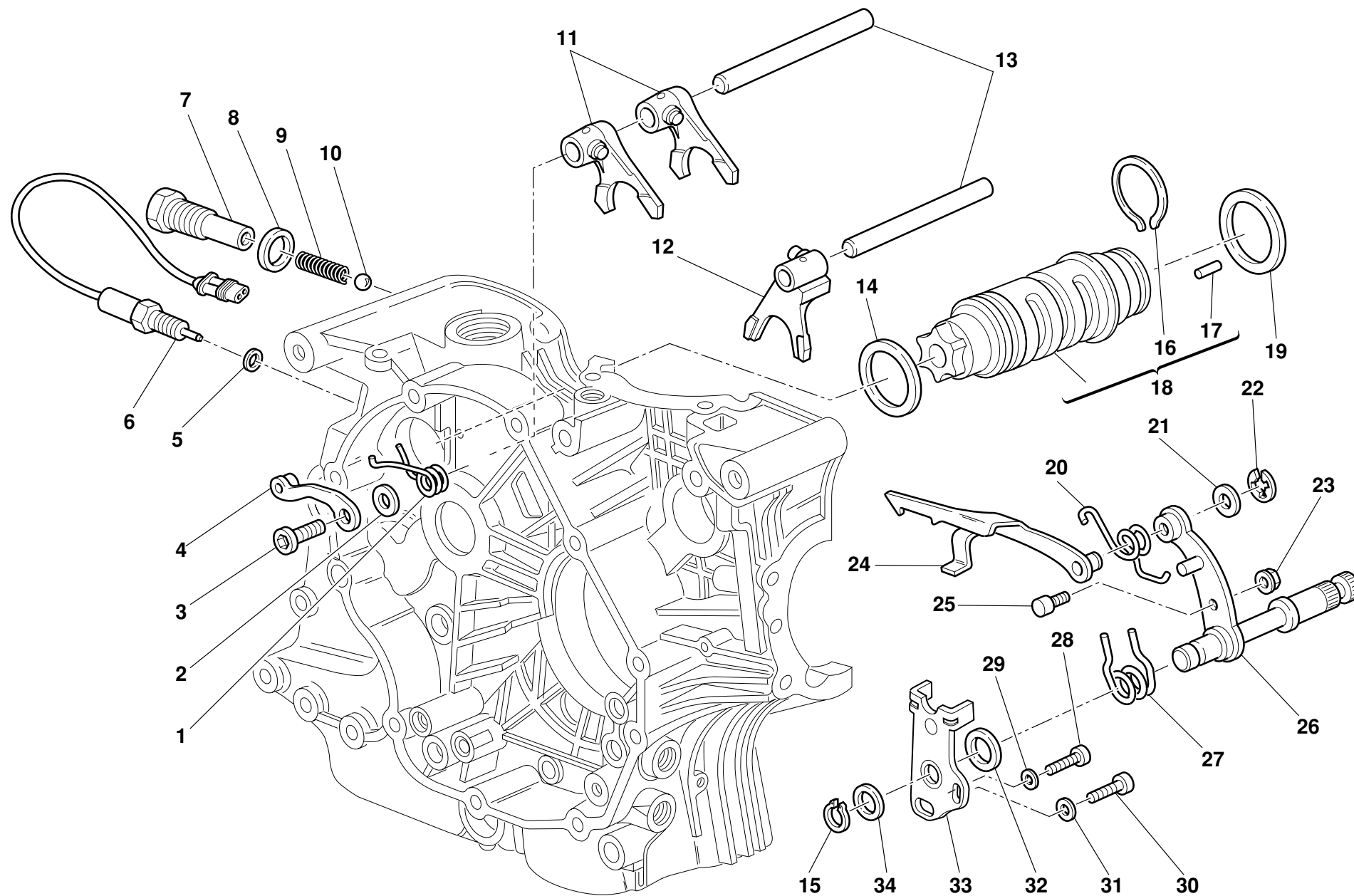
NOTES	N.	CODE NO.	DESCRIPTION	VALIDITY	Q.TY		NOTES	N.	CODE NO.	DESCRIPTION	VALIDITY	Q.TY	
	0	97900.0003	Check instrument		1								
	1	590.1.189.1A	Fuel pressure line HS.		1								
	2	590.1.190.1A	Fuel pressure line ST/SS/M.		1								
	3	875.1.065.1A	Oil pressure line		1								
	4	552.1.037.1A	Fitting - cylinder compression M12		1								
	5	552.1.038.1A	Fitting - cylinder compression M10		1								
	6	514.1.037.1A	Cable Volt PF DUC 21		1								
	7	552.1.039.1A	Pressure sensor		1								
	8	814.1.114.1A	Oil pressure fitting		1								
	9	514.1.032.1A	Cable for supplementary tests		1								
	10	514.1.035.1A	Red clamp cable		1								
	10	514.1.036.1A	Black clamp cable		1								
	11	552.1.040.1A	Temperature probe		1								
	12	514.1.034.1A	Main cable PF A621		1								
	13	514.1.033.1A	Electric lighter connection adapter (ST)		1								
	14	514.1.038.1A	Battery connection adapter		1								
	15	698.1.033.1A	Red case with sponge rubber		1								
	16	88765.1126T	DUCATI sticker RH/LH side		1								

CATALOGUE No:
ISSUED:**915.1.227.1C**
10 - 05CATALOGUE No:
ISSUED:**915.1.227.1C**
10 - 05

DRAWING



002

GEARCHANGE



DRAWING

002**GEARCHANGE**

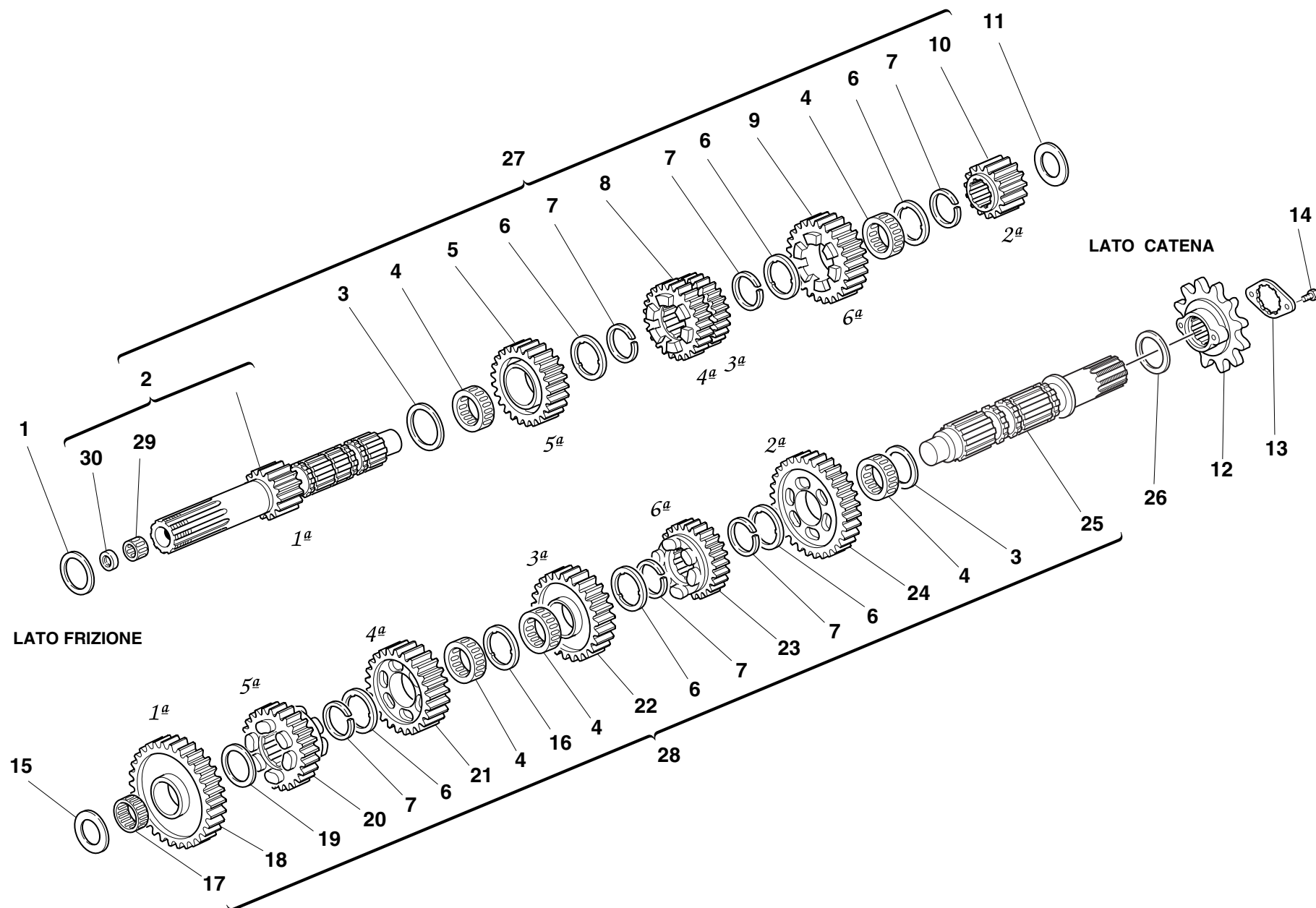
NOTES	N.	CODE NO.	DESCRIPTION	VALIDITY	Q.TY		NOTES	N.	CODE NO.	DESCRIPTION	VALIDITY	Q.TY	
	1	799.1.049.1A	Return spring		1			23	748.1.040.1A	Nut		1	
	2	852.1.053.1A	Washer		1			24	180.1.008.1A	Gearbox drum control fork		1	
	3	779.1.039.1A	Special screw		1			25	0660.13.165	Gearchange lever pin		1	
	4	455.2.003.1A	Gear stopper assembly		1			26	821.1.001.1A	Pin with gearchange lever		1	
	5	420.2.001.0A	Gasket th. 1		1			27	0799.13.110	Gearchange lever return spring		1	
	6	539.1.021.1A	Switch		1			28	771.5.067.8B	Screw		1	
	7	779.1.203.2A	Push rod holder		1			29	852.1.172.1A	Washer		1	
	8	0272.91.090	Gasket		1			30	771.5.123.8B	Screw		1	
	9	0660.13.143	Gear selector spring		1			31	852.1.174.1A	Washer		1	
	10	76835.1134	Ball		1			32	881.1.012.1A	Centering ring		1	
	11	0340.13.075	1st,4th-2nd,3rd gear selector fork		2			33	826.1.009.1A	Stopper plate		1	
	12	0340.13.080	5th,6th gear selector fork		1			34	0400.29.125	Shim th. 0.2		2	
	13	0660.13.070	Fork pin		2			34	0400.29.126	Shim th. 0.5		1	
	14	852.1.005.1A	Shim th. 1		1								
	14	852.1.093.1A	Shim th. 0.9		1								
	15	73500.1542	Circlip		1								
	16	882.1.006.1A	Needle retaining ring (square cross-section)		1								
	17	821.1.070.1A	Special roller (square cross-section)		6								
	18	182.2.018.1A	Complete gearbox drum		1								
	19	0660.13.060	Shim th. 1		1								
	19	852.1.094.1A	Shim th. 0.9		1								
	20	799.1.025.1A	Fork return spring		1								
	21	0400.09.050	Shim th. 0.5		1								
	21	0765.92.205	Shim th. 0.2		2								
	22	0214.07.350	Seeger		1								

CATALOGUE No:
ISSUED:**915.1.227.1C**
10 - 05CATALOGUE No:
ISSUED:**915.1.227.1C**
10 - 05



DRAWING

003

GEAR-BOX



DRAWING **003** GEAR-BOX

NOTES	N.	CODE NO.	DESCRIPTION	VALIDITY	Q.TY		NOTES	N.	CODE NO.	DESCRIPTION	VALIDITY	Q.TY	
	1	0251.47.050	Shim th. 1		1			21	172.1.115.1A	Driven gear 4th sp.		1	
	1	0251.47.054	Shim th. 1.2		1			22	172.1.114.1A	Driven gear 3rd sp.		1	
	2	149.1.033.1A	Gearbox main shaft		1			23	172.1.117.1A	Driven gear 6th sp.		1	
	3	0670.16.150	Shim th. 0.5		1			24	172.1.113.1A	Driven gear 2nd sp.		1	
	4	701.4.005.1A	Needle bearing		2			25	149.1.034.1A	Gearbox lay shaft		1	
	5	172.1.110.1A	Driving gear 5th sp.		1			26	0670.16.170	Shim th. 0.8		1	
	6	856.1.001.1A	Grooved washer th. 0.5		3			26	852.1.105.1AG	Shim th. 0.7		1	
	7	0670.16.145	Snap ring		3			27	150.2.061.1A	Complete main shaft		1	
	8	172.1.109.1A	Driving gear 3rd/4th sp.		1			28	150.2.062.1A	Gearbox lay shaft		1	
	9	172.1.111.1A	Driving gear 6th sp.		1			29	76270.0827	Needle bearing		1	
	10	172.1.108.1A	Driving gear 2nd sp.		1			30	93783.0812	Seal ring		1	
	11	0670.16.163	Shim th. 1.8		1								
	11	713.1.014.1A	Shim th. 1.5		1								
	11	713.1.014.1B	Shim th. 1.7		1								
	11	713.1.014.1E	Shim th. 1.6		3								
	12	449.A.043.3A	Chain sprocket Z=15		1								
	13	826.1.011.1A	Sprocket keep plate		1								
	14	772.1.055.1A	Screw		2								
	15	0670.16.184	Shim th. 1		1								
	15	713.1.266.1A	Shim th. 3.15		1								
	16	856.1.031.1A	Grooved washer th. 0.5		1								
	17	76402.0002	Needle bearing		1								
	18	172.1.112.1A	Driven gear 1st sp.		1								
	19	0670.16.155	Shim th. 1		1								
	20	172.1.116.1A	Driven gear 5th sp.		1								

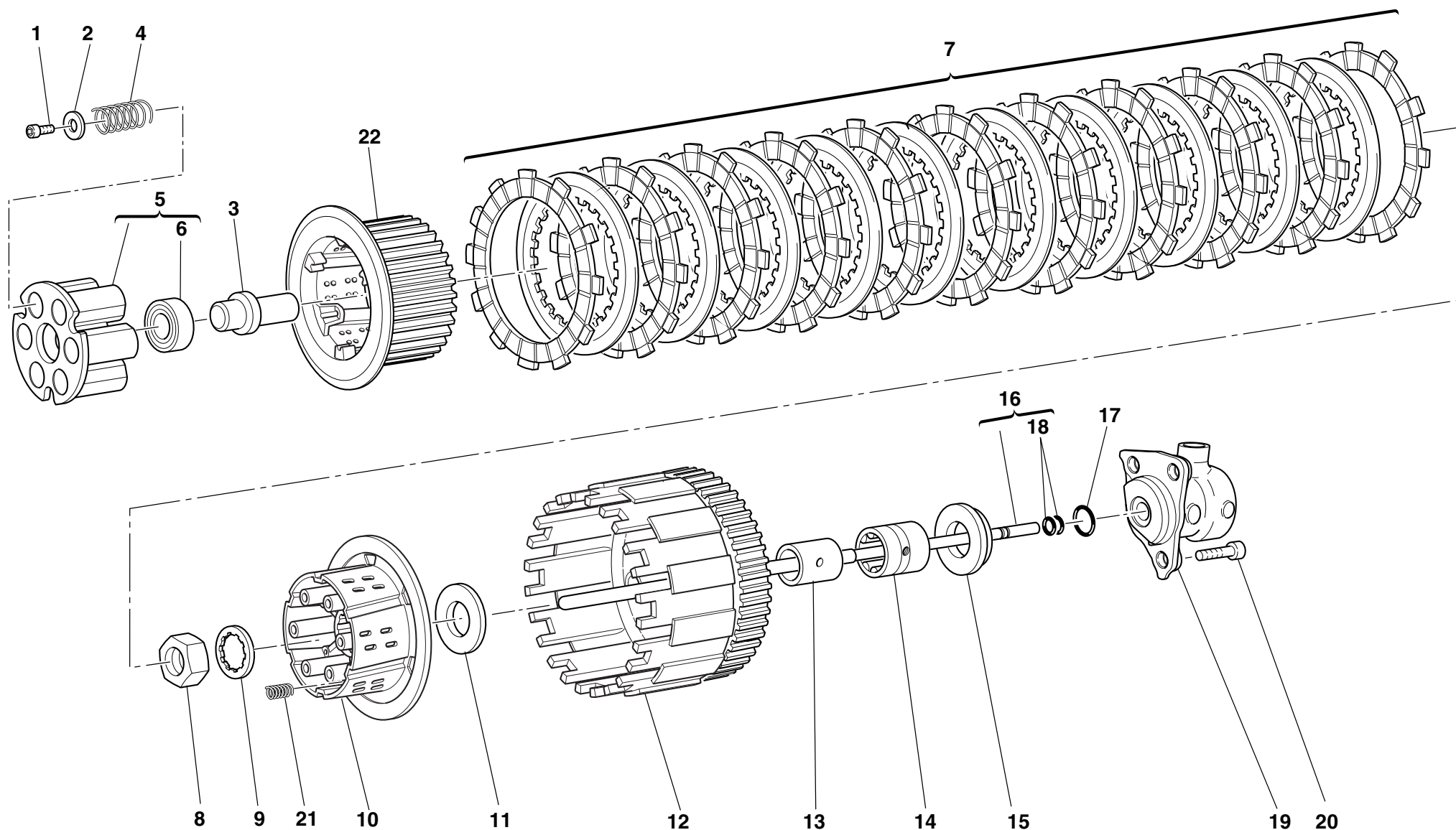
CATALOGUE No: **915.1.227.1C**
ISSUED: **10 - 05**

CATALOGUE No: **915.1.227.1C**
ISSUED: **10 - 05**

DRAWING


004

CLUTCH



DRAWING

004**CLUTCH**

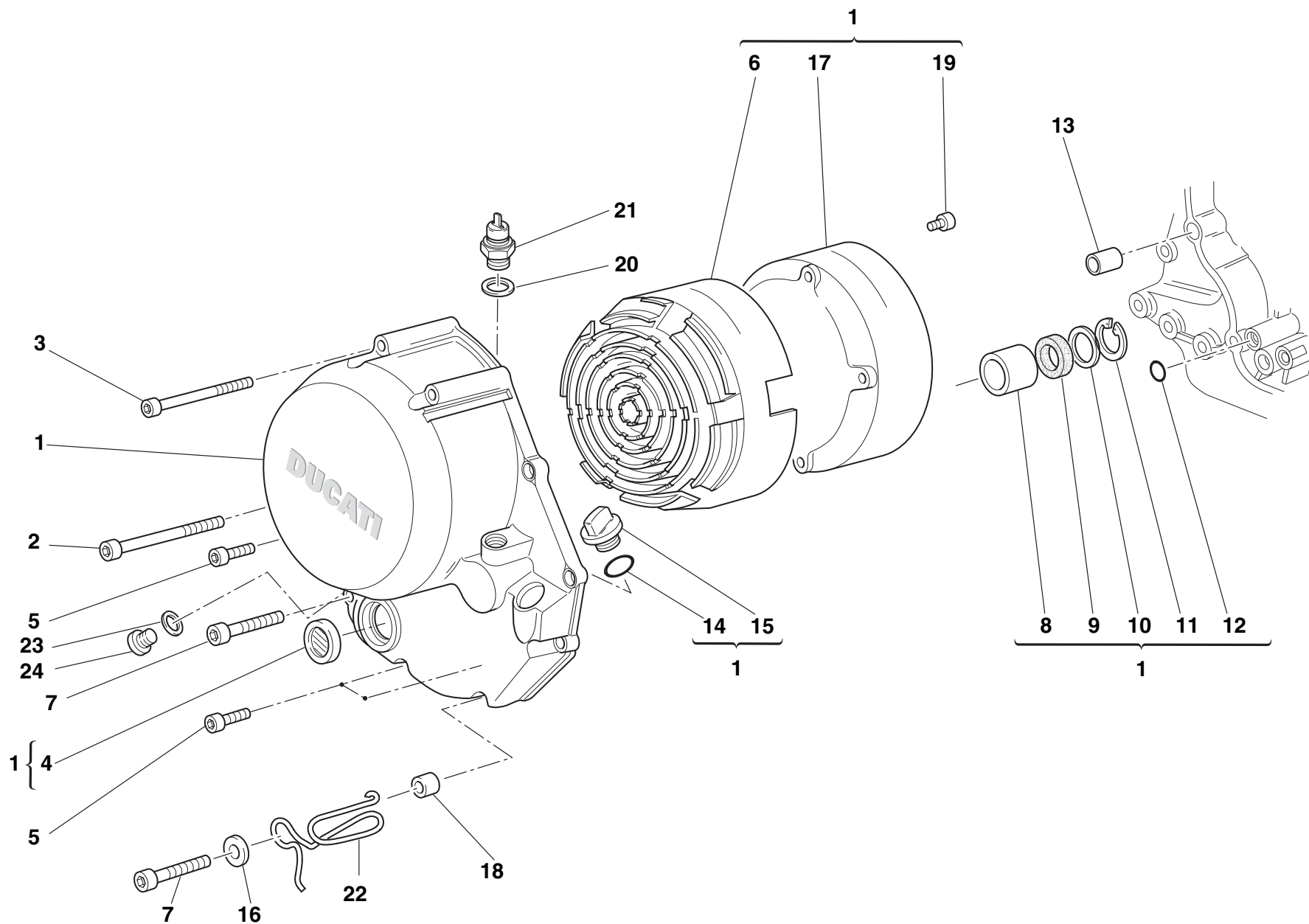
NOTES	N.	CODE NO.	DESCRIPTION	VALIDITY	Q.TY		NOTES	N.	CODE NO.	DESCRIPTION	VALIDITY	Q.TY	
	1	771.5.065.8B	Screw		6								
	2	852.1.177.1A	Washer		6								
	3	818.1.015.1A	Clutch control pin		1								
	4	797.1.022.1A	Clutch spring		6								
	5	194.2.020.1A	Pressure plate		1								
	6	702.5.038.1A	Bearing		1								
	7	190.2.016.1A	Clutch plates set		1								
	8	750.1.007.1A	Nut		1								
	9	851.1.020.1A	Lock washer		1								
	10	196.1.024.1A	Clutch drum		1								
	11	856.1.014.1A	Shim		1								
	12	198.1.033.1A	Clutch housing		1								
	13	881.1.026.1A	Inner ring		1								
	14	702.5.015.1A	Bearing		1								
	15	713.1.119.1A	Spacer		1								
	16	117.2.007.1A	Clutch control rod		1								
	17	886.4.043.1A	O-ring		1								
	18	93823.2018	O-ring		2								
	19	195.4.003.1A	Piston assembly		1								
	20	771.5.665.8B	Screw		3								
	21	797.1.017.1A	Spring		3								
	22	196.1.025.1A	Hub		1								

CATALOGUE No:
ISSUED:**915.1.227.1C**
10 - 05CATALOGUE No:
ISSUED:**915.1.227.1C**
10 - 05

DRAWING


005

CLUTCH COVER



DRAWING

005**CLUTCH COVER**

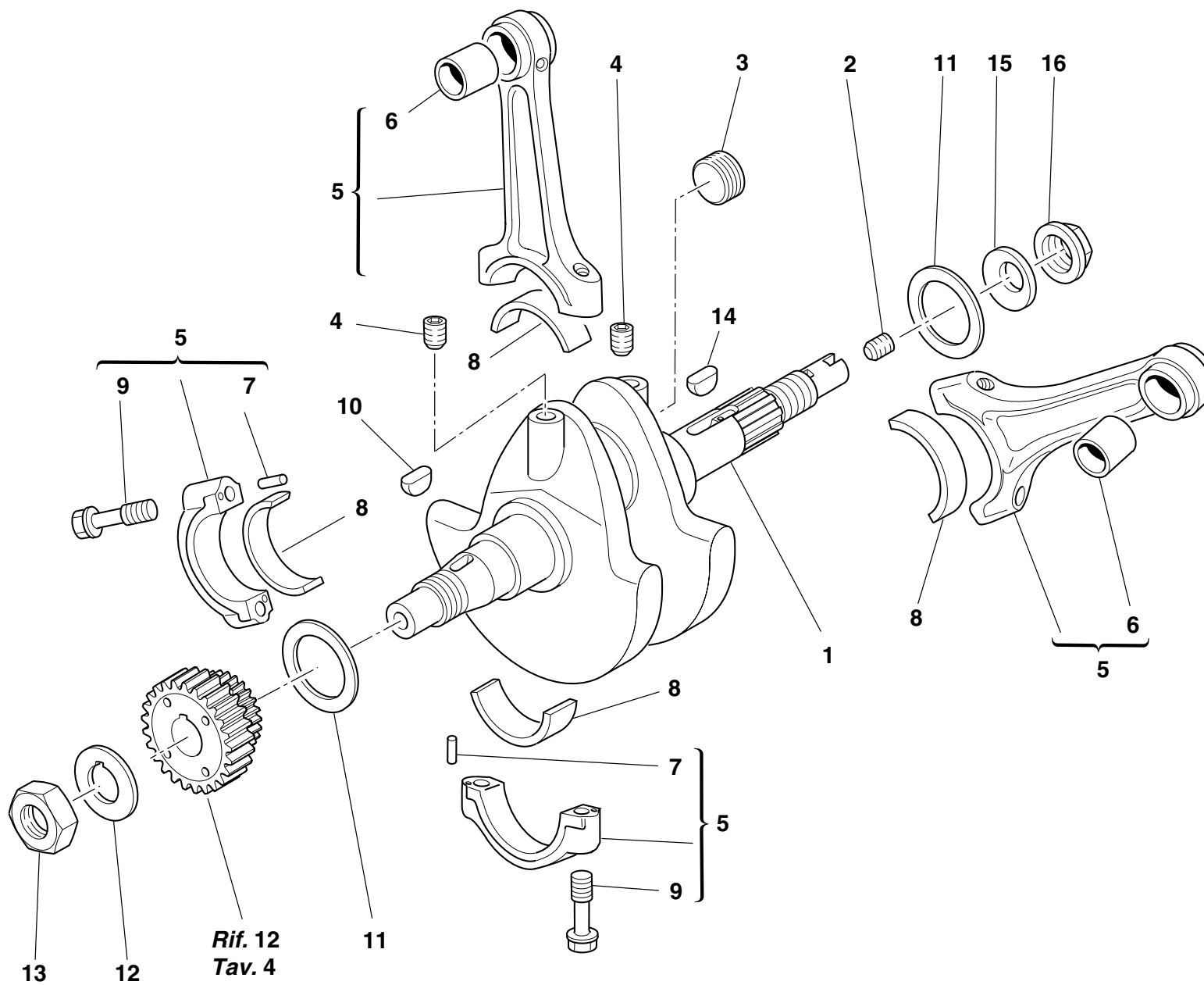
NOTES	N.	CODE NO.	DESCRIPTION	VALIDITY	Q.TY		NOTES	N.	CODE NO.	DESCRIPTION	VALIDITY	Q.TY	
	1	243.2.028.4AC	Cover clutch side		1								
	2	771.5.083.8B	Screw		1								
	3	771.5.081.8B	Screw		3								
	4	254.4.001.2A	Oil level sight glass		1								
	5	771.5.069.8B	Screw		4								
	6	486.1.051.1A	Panel (BLACK)		1								
	7	771.5.072.8B	Screw		1								
	8	0665.49.680	Bush		1								
	9	93040.911A	Seal ring		1								
	10	852.1.008.1A	Shim th. 0.5		1								
	11	884.5.035.1A	Snap ring		1								
	12	93827.0114	O-ring		1								
	13	0400.49.240	Locating bush		1								
	14	886.4.117.1A	O-ring		1								
	15	893.1.013.1A	Cap		1								
	16	852.1.176.1A	Washer		1								
	17	243.1.029.1A	Cover		1								
	18	713.1.241.1A	Spacer		1								
	19	773.1.001.1A	Screw		6								
	20	852.1.195.1A	Gasket th.2		1								
	21	539.4.030.1A	Switch		1								
	22	881.1.051.1A	Fairlead		1								
	23	420.2.001.0A	Gasket th.1		1								
	24	780.5.001.1A	Cap		1								

CATALOGUE No:
ISSUED:**915.1.227.1C**
10 - 05CATALOGUE No:
ISSUED:**915.1.227.1C**
10 - 05

DRAWING



006

CRANKSHAFT



DRAWING

006**CRANKSHAFT**

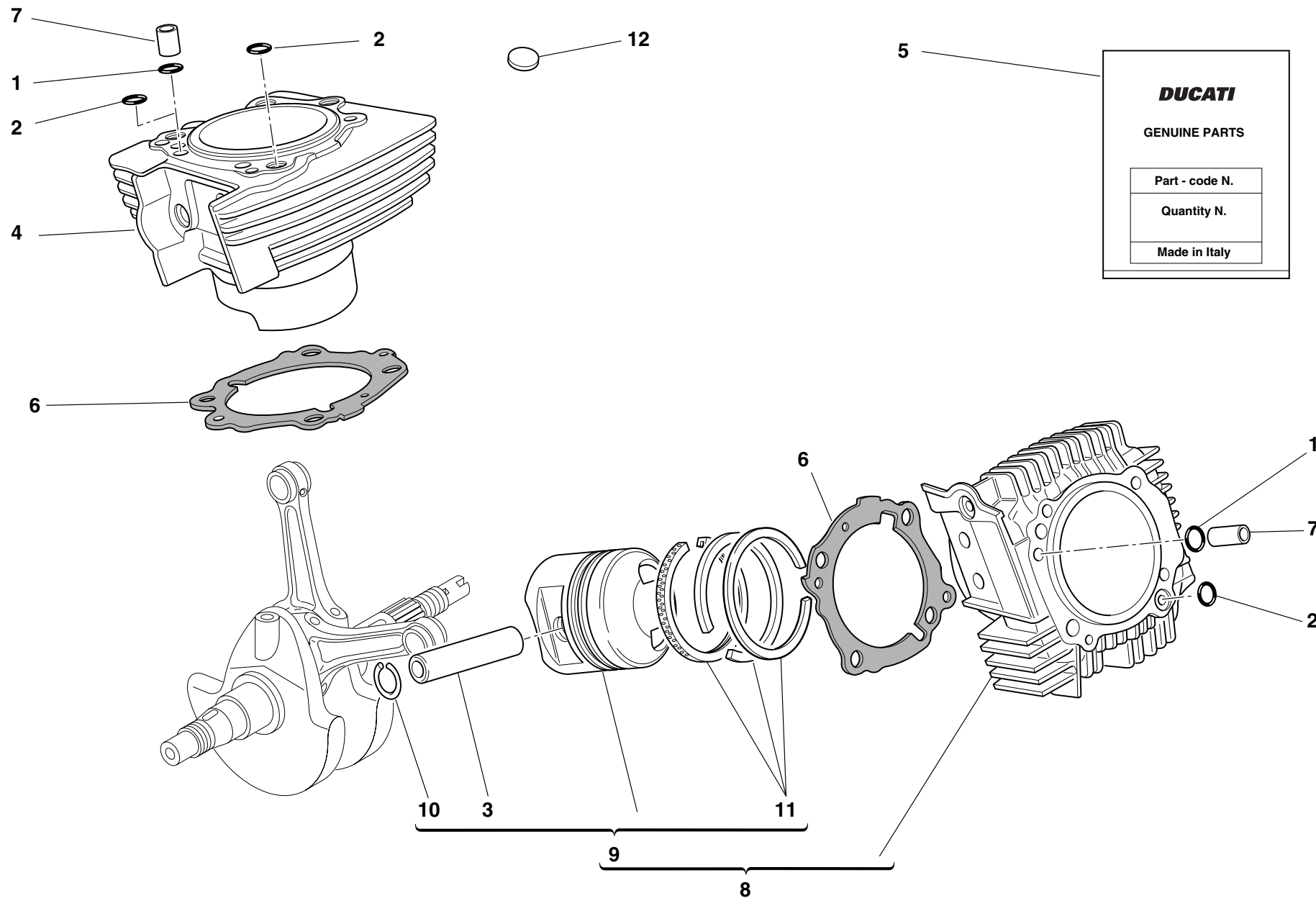
NOTES	N.	CODE NO.	DESCRIPTION	VALIDITY	Q.TY		NOTES	N.	CODE NO.	DESCRIPTION	VALIDITY	Q.TY	
	1	146.2.089.1A	Crankshaft		1			13	0660.47.040	Nut		1	
	2	779.1.109.1A	Special screw		1			14	0755.29.025	Woodruff key		1	
	3	780.1.016.1A	Cap		1			15	799.1.051.2A	Spring washer		1	
	4	72121.2106	Threaded dowel		2			16	750.1.012.2A	Nut		1	
	5	158.2.018.1A	Connecting rod		2								
	6	0660.47.290	Standard bush		2								
	7	74224.0570	Pin		4								
	8	0660.47.230	Standard half-bearing		4								
	9	779.1.007.2A	Special screw		4								
	10	74172.1008	Woodruff key		1								
	11	852.1.104.1A	Shim th. 1.9		2								
	11	852.1.104.1B	Shim th. 1.95		2								
	11	852.1.104.1C	Shim th. 2		2								
	11	852.1.104.1D	Shim th. 2.05		2								
	11	852.1.104.1E	Shim th. 2.1		2								
	11	852.1.104.1F	Shim th. 2.15		2								
	11	852.1.104.1G	Shim th. 2.2		2								
	11	852.1.104.1H	Shim th. 2.25		2								
	11	852.1.104.1I	Shim th. 2.3		2								
	11	852.1.104.1J	Shim th. 2.35		2								
	11	852.1.104.1K	Shim th. 2.4		2								
	11	852.1.104.1L	Shim th. 2.45		2								
	11	852.1.104.1M	Shim th. 2.5		2								
	11	852.1.104.1N	Shim th. 2.55		2								
	12	851.1.019.1A	Lock washer		1								

CATALOGUE No:
ISSUED:**915.1.227.1C**
10 - 05CATALOGUE No:
ISSUED:**915.1.227.1C**
10 - 05

DRAWING



007

CYLINDERS - PISTONS



DRAWING

007**CYLINDERS - PISTONS**

NOTES	N.	CODE NO.	DESCRIPTION	VALIDITY	Q.TY		NOTES	N.	CODE NO.	DESCRIPTION	VALIDITY	Q.TY	
	1	0400.17.030	O-ring		2								
	2	463.2.019.6A	O-ring		3								
	3	121.1.027.1A	Piston pin		1								
	4	120.2.076.2A	Vertical cylinder-piston fit		1								
	5	791.2.034.1A	Head-cylinder gaskets set		1								
	6	786.1.095.1A	Cylinder-crankcase gasket th. 0.4		2								
	7	0805.17.125	Bush		2								
	8	120.2.075.2A	Horizontal cylinder-piston fit		1								
	9	122.2.073.2A	Complete piston		1								
	10	884.4.017.1A	Piston pin circlip		2								
	11	121.2.023.1B	Piston rings set		1								
	12	700.1.027.1A	Vibration damper pad		47								

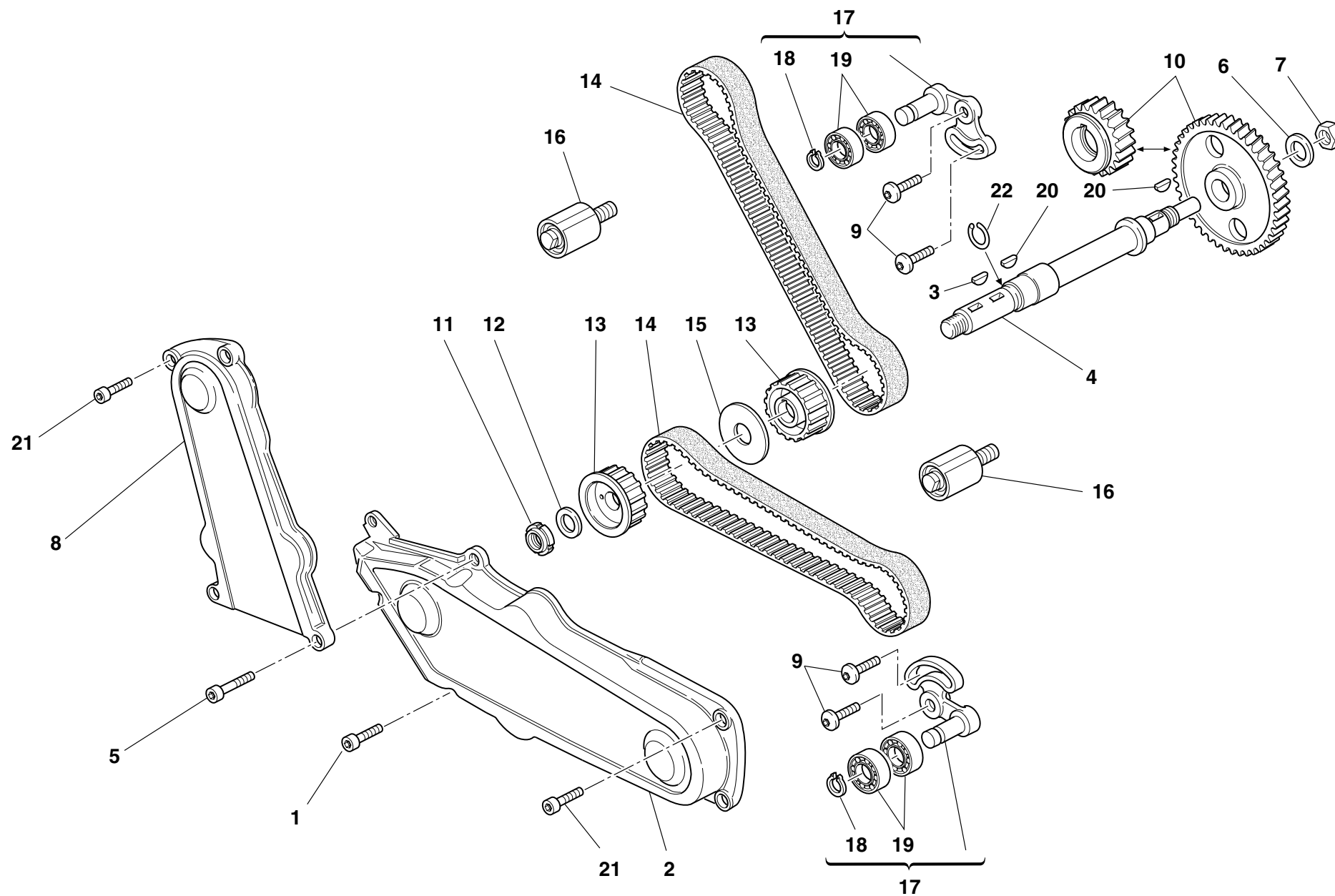
CATALOGUE No: **915.1.227.1C**
ISSUED: **10 - 05**

CATALOGUE No: **915.1.227.1C**
ISSUED: **10 - 05**

DRAWING

008

TIMING



DRAWING

008

TIMING

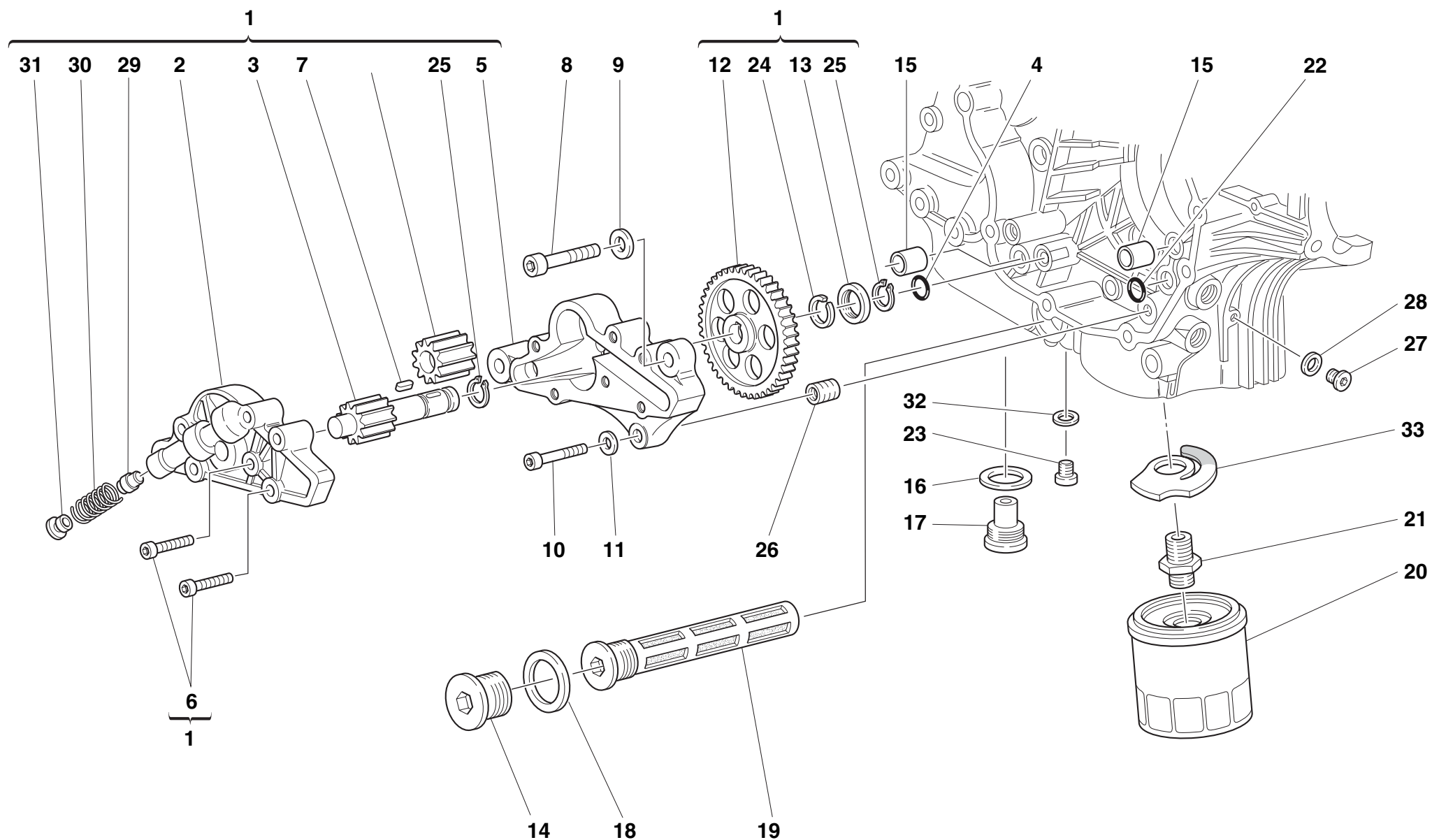
NOTES	N.	CODE NO.	DESCRIPTION	VALIDITY	Q.TY		NOTES	N.	CODE NO.	DESCRIPTION	VALIDITY	Q.TY	
	1	771.5.067.8B	Screw		1								
	2	245.1.047.1A	Horizontal timing belt cover		1								
	3	74172.1008	Woodruff key		2								
	4	147.1.015.1A	Lay shaft		1								
	5	771.5.069.8B	Screw		2								
	6	851.1.013.1A	Lock washer		1								
	7	0124.40.060	Hexagon nut		1								
	8	245.1.048.1A	Vertical timing belt cover		1								
	9	772.1.010.3A	Screw		4								
	10	171.2.020.2B	Timing gears pair		1								
	11	703.5.006.2A	Elastic-stop ring nut		1								
	12	852.1.173.1A	Washer		1								
	13	255.1.001.1B	Timing belt roller		2								
	14	737.4.007.2A	Timing drive toothed belt		2								
	15	856.1.002.2A	Belt roller separating washer sp. 2		1								
	16	451.1.025.1A	Fixed tensioner assembly		2								
	17	451.2.017.1A	Complete vertical cylinder tensioner roller		2								
	18	884.5.034.1A	Seeger		2								
	19	702.4.069.1A	Bearing		4								
	20	0755.29.025	Woodruff key		1								
	21	771.5.064.8B	Screw		4								
	22	882.1.003.1A	Snap ring		1								

CATALOGUE No:
ISSUED:**915.1.227.1C**
10 - 05CATALOGUE No:
ISSUED:**915.1.227.1C**
10 - 05

DRAWING



009

FILTERS AND OIL PUMP



DRAWING

009**FILTERS AND OIL PUMP**

NOTES	N.	CODE NO.	DESCRIPTION	VALIDITY	Q.TY		NOTES	N.	CODE NO.	DESCRIPTION	VALIDITY	Q.TY	
	1	174.2.025.6A	Complete oil pump		1			26	0670.49.310	Reduction bush		1	
	2	247.1.174.1A	Pump cover		1			27	779.1.162.2A	Cap		1	
	3	174.1.002.2A	Pump driving gear		1			28	852.1.195.1A	Gasket th.2		1	
	4	886.4.037.1A	O-ring		1			29	593.1.018.1A	Bypass valve		1	
	5	250.1.038.1A	Pump body		1			30	799.1.055.1A	Bypass spring		1	
	6	773.5.069.8B	Screw		6			31	780.1.018.1A	Bypass cap		1	
	7	680.1.001.1B	Woodruff key		1			32	852.1.120.1A	Aluminium gasket		1	
	8	771.5.129.8B	Screw		2			33	799.2.077.2A	Bypass spring		1	
	9	853.1.002.1A	Spring washer		2								
	10	771.5.069.8B	Screw		1								
	11	853.1.004.1A	Spring washer		1								
	12	174.1.025.2A	Pump drive gear		1								
	13	710.1.001.1A	Bush		1								
	14	873.1.037.1A	Cap		1								
	15	0759.49.280	Locating bush		2								
	16	220.3.208.3A	Gasket		1								
	17	780.2.047.1A	Oil drain plug with magnet		1								
	18	852.5.005.1A	Gasket th.1,5		1								
	19	894.2.009.1A	Oil filter		1								
	20	444.4.003.4A	Oil filter cartridge		1								
	21	0670.49.910	Nipple		1								
	22	93827.0114	O-ring		2								
	23	779.1.198.2A	Cap		1								
	24	884.4.042.1A	Snap ring		1								
	25	884.5.036.1A	Circlip		2								

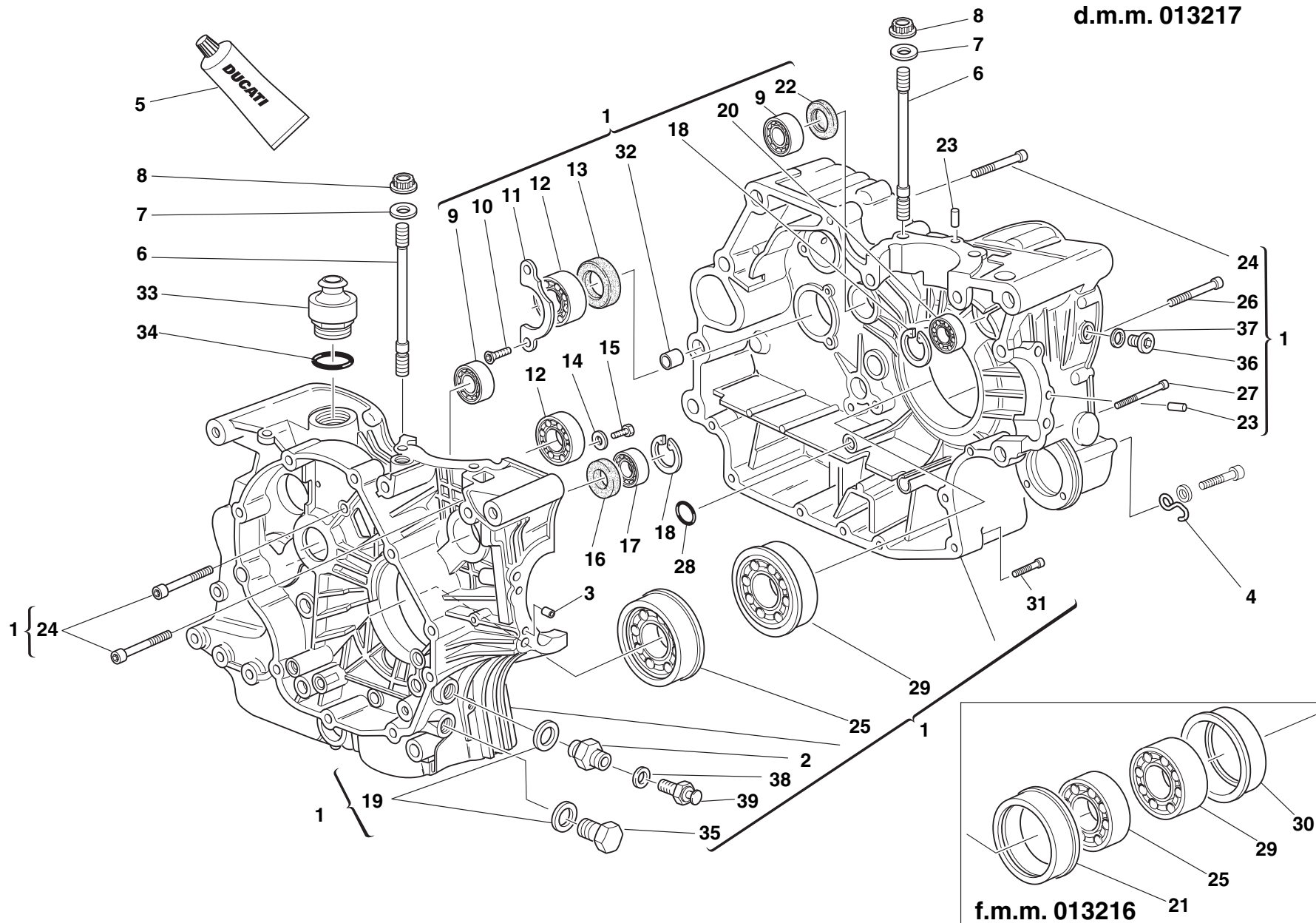
CATALOGUE No:
ISSUED:**915.1.227.1C**
10 - 05CATALOGUE No:
ISSUED:**915.1.227.1C**
10 - 05

DRAWING

010

HALF CRANKCASES


d.m.m. 013217



DRAWING

010

HALF CRANKCASES

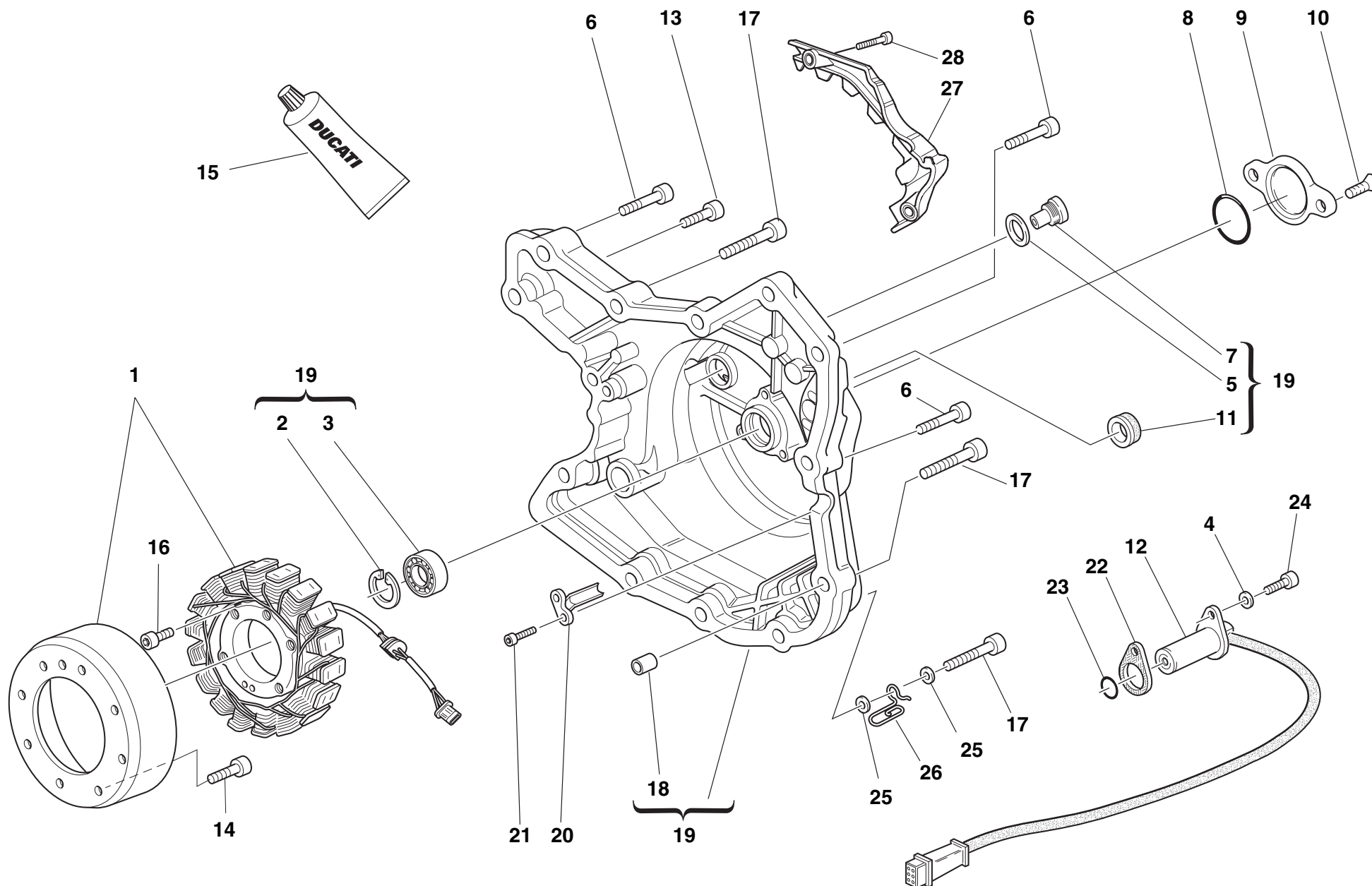
NOTES	N.	CODE NO.	DESCRIPTION	VALIDITY	Q.TY		NOTES	N.	CODE NO.	DESCRIPTION	VALIDITY	Q.TY	
	1	225.2.161.1A	Complete half-crankcases pair		1			25	702.4.020.1A	Bearing	fmm013216	1	
	2	815.1.027.1A	Nipple		1			26	779.1.029.2A	Special screw		1	
	3	711.1.128.1A	Bush		2			27	771.5.080.8B	Screw		1	
	4	829.1.134.1A	Seeger		1			28	93827.0114	O-ring		3	
	5	94247.0014	Fluid sealant		1			29	702.4.016.1A	Bearing	dmm013217	1	
	6	766.1.058.1A	Stud bolt for fastening head cylinder		8			29	75191.3380	Bearing	fmm013216	1	
	7	856.1.064.2A	Washer		8			30	710.1.070.1A	Bearing holder bush	fmm013216	1	
	8	748.1.050.1A	Polygonal nut		8			31	771.5.072.8B	Screw		5	
	9	702.4.040.1A	Bearing		2			32	711.1.095.1A	Bush		2	
	10	72094.1616	Screw		2			33	593.1.003.1B	Breather valve		1	
	11	0367.49.275	Keep plate		1			34	93823.3156	O-ring		1	
	12	75120.2567	Bearing		2			35	780.1.037.1A	Cap		1	
	13	0660.49.268	Seal ring		1			36	772.1.050.1B	Special screw		1	
	14	713.1.140.1A	Spacer		2			37	855.5.000.1B	Aluminium gasket		1	
	15	770.5.250.8B	Screw		2			38	852.5.024.1A	Gasket th.1		1	
	16	93785.1830	Seal ring		1			39	552.1.045.2A	Thermistor		1	
	17	75794.1542	Bearing		1								
	18	73503.3380	Circlip		2								
	19	787.1.011.1A	Aluminium gasket		2								
	20	702.5.008.1A	Bearing		1								
	21	710.1.069.1A	Bearing holder bush	fmm013216	1								
	22	463.4.001.1A	Seal ring		1								
	23	0011.52.010	Locating dowel		2								
	24	771.5.136.8B	Screw		6								
	25	702.4.015.1A	Bearing	dmm013217	1								

CATALOGUE No:
ISSUED:**915.1.227.1C**
10 - 05CATALOGUE No:
ISSUED:**915.1.227.1C**
10 - 05

DRAWING

011



ALTERNATOR COVER



DRAWING

011

ALTERNATOR COVER

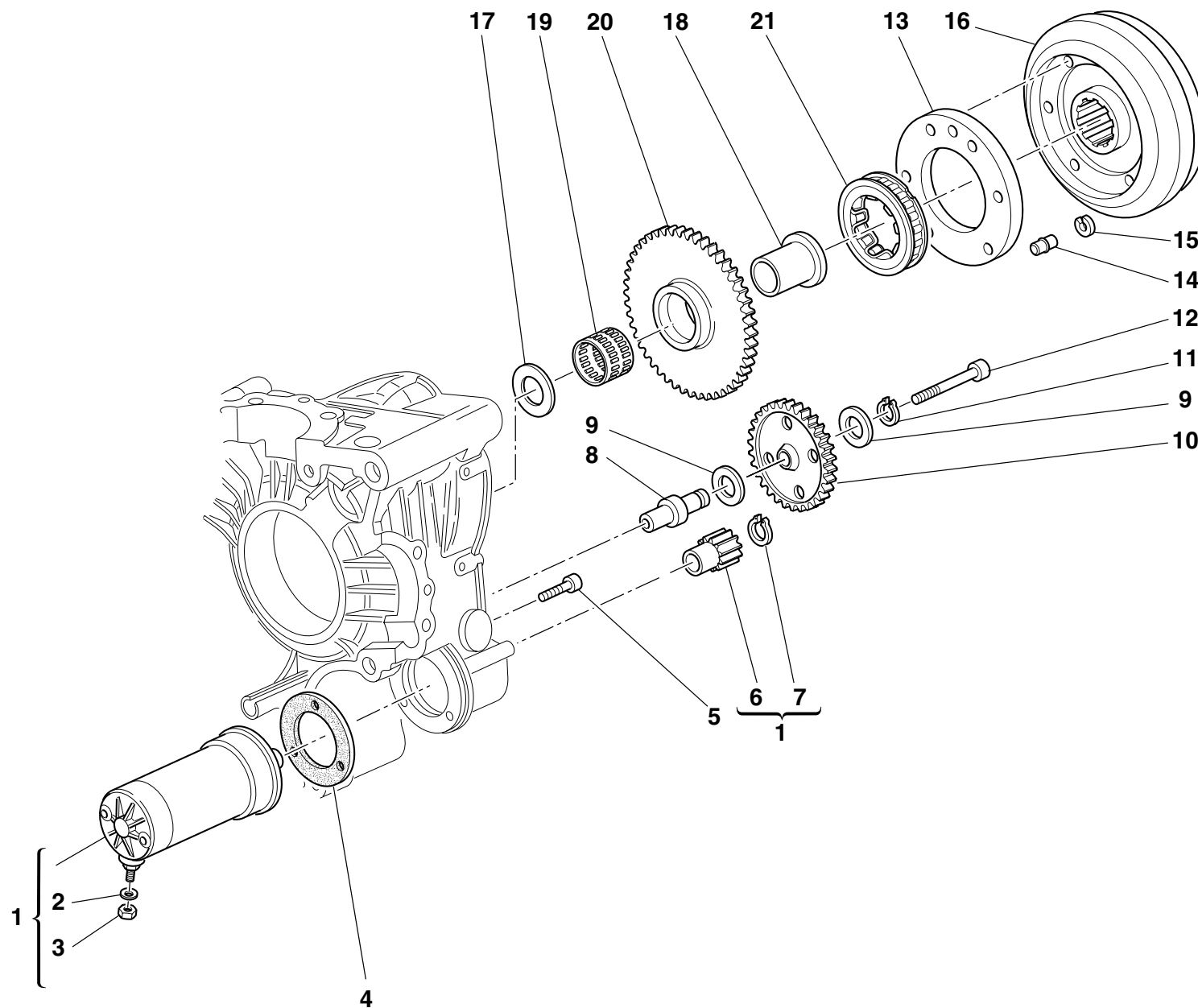
NOTES	N.	CODE NO.	DESCRIPTION	VALIDITY	Q.TY		NOTES	N.	CODE NO.	DESCRIPTION	VALIDITY	Q.TY	
	1	264.2.003.1A	Generator		1			24	771.5.066.8B	Screw		1	
	2	73503.3380	Circlip		1			25	852.5.028.1A	Washer		2	
	3	702.5.008.1A	Bearing		1			26	881.1.051.1A	Fairlead		1	
	4	853.1.003.1A	Spring washer		1			27	247.1.203.1A	Chain cover (BLACK)		1	
	5	852.1.120.1A	Aluminium gasket		1			28	771.5.665.8B	Screw		2	
	6	771.5.069.8B	Screw		3								
	7	779.1.198.2A	Cap		1								
	8	886.4.035.1A	O-ring		1								
	9	247.1.210.1A	Cover		1								
	10	777.5.049.8B	Screw		2								
	11	93783.1524	Seal ring		1								
	12	552.4.020.1A	Sensor		1								
	13	771.5.067.8B	Screw		2								
	14	779.4.075.1A	Screw		8								
	15	94247.0013	Fluid sealant		1								
	16	771.5.073.8B	Screw		3								
	17	771.5.071.8B	Screw		1								
	18	0400.49.240	Locating bush		2								
	19	242.2.057.3A	Alternator cover		1								
	20	830.1.284.1A	Bracket		1								
	21	771.5.040.8B	Screw		2								
	22	788.1.076.1A	Gasket th.0.6		1								
	22	788.1.076.1AA	Gasket th.0.8		1								
	22	788.1.076.1AB	Gasket th.1,0		1								
	23	886.4.033.1A	O-ring		1								

CATALOGUE No:
ISSUED:**915.1.227.1C**
10 - 05CATALOGUE No:
ISSUED:**915.1.227.1C**
10 - 05

DRAWING

012


ELECTRIC STARTER AND IGNITION



DRAWING

012

ELECTRIC STARTER AND IGNITION

NOTES	N.	CODE NO.	DESCRIPTION	VALIDITY	Q.TY		NOTES	N.	CODE NO.	DESCRIPTION	VALIDITY	Q.TY	
	1	270.4.001.1A	Complete starter motor (8-9 included)		1								
	2	853.1.003.1A	Spring washer		1								
	3	750.1.121.1A	Nut		1								
	4	788.1.054.2A	Starter motor gasket		1								
	5	771.5.069.8B	Screw		3								
	6	176.1.001.1A	Starter motor sprocket		1								
	7	884.5.036.1A	Circlip		1								
	8	0660.50.020	Intermediate gear pin		1								
	9	856.1.071.1A	Washer		1								
	10	176.1.009.1A	Intermediate gear assembly		1								
	11	73500.1440	Circlip		1								
	12	771.5.078.8B	Screw		1								
	13	160.1.057.1A	Flange		1								
	14	863.1.002.1A	Locating pin		1								
	15	882.1.012.1A	Check ring		1								
	16	276.1.025.1B	Ignition flywheel		1								
	17	0619.50.065	Washer		1								
	18	881.1.010.1C	Inner ring		1								
	19	701.4.003.1A	Needle bearing		1								
	20	173.1.012.3A	Electric starter driven gear		1								
	21	701.4.007.1A	Starter clutch		1								

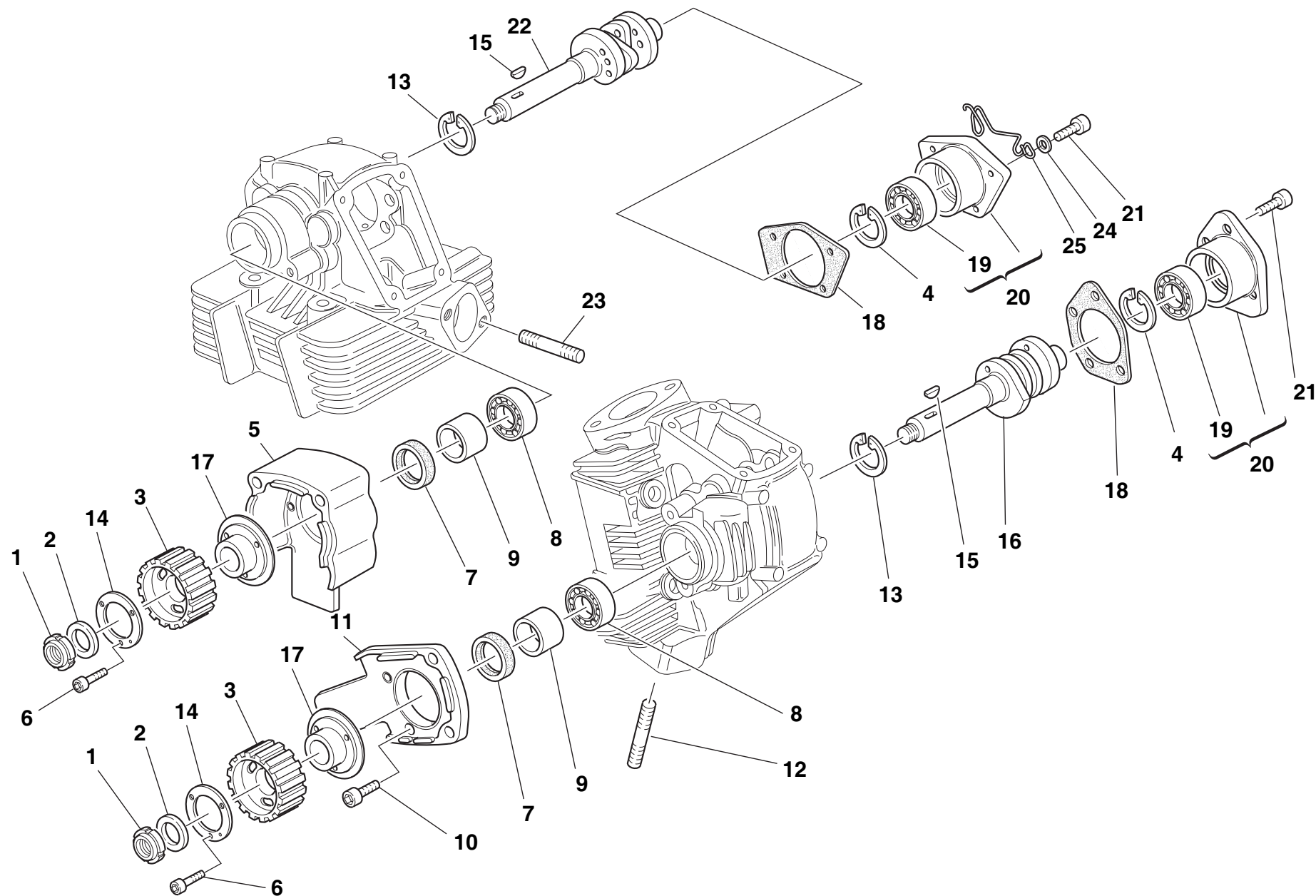
CATALOGUE No: **915.1.227.1C**
ISSUED: **10 - 05**

CATALOGUE No: **915.1.227.1C**
ISSUED: **10 - 05**

DRAWING



013

HEAD: TIMING



DRAWING

013**HEAD: TIMING**

NOTES	N.	CODE NO.	DESCRIPTION	VALIDITY	Q.TY		NOTES	N.	CODE NO.	DESCRIPTION	VALIDITY	Q.TY	
	1	703.5.006.1A	Elastic-stop ring nut		2								
	2	852.1.173.1A	Washer		2								
	3	255.1.014.1A	Timing belt roller		2								
	4	73503.3380	Circlip		2								
	5	235.1.027.1A	Vertical rubber cap		1								
	6	771.5.040.8B	Screw		6								
	7	0204.70.105	Seal ring		2								
	8	75120.1747	Bearing		2								
	9	713.1.007.1A	Belt roller spacer		2								
	10	771.5.065.8B	Screw		4								
	11	235.1.026.1A	Horizontal rubber cap		1								
	12	766.4.017.2A	Stud bolt		4								
	13	73503.3683	Circlip		2								
	14	852.1.124.2A	Special washer		2								
	15	74172.1008	Woodruff key		2								
	16	148.1.123.1A	Horizontal head camshaft		1								
	17	160.1.076.1A	Flange		2								
	18	0660.92.310	Cap gasket		2								
	19	75173.1542	Bearing		2								
	20	235.2.031.1A	Cap with bearing		2								
	21	771.5.066.8B	Screw		7								
	22	148.1.122.1A	Vertical head camshaft		1								
	23	766.4.018.1A	Stud bolt		4								
	24	852.1.176.1A	Washer		1								
	25	881.1.051.1A	Fairlead		1								

CATALOGUE No:
ISSUED:**915.1.227.1C**
10 - 05CATALOGUE No:
ISSUED:**915.1.227.1C**
10 - 05

DRAWING

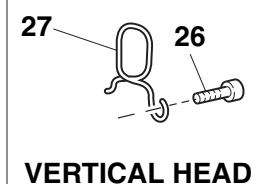
014

VERTICAL HEAD

17 ★

Scodellino ritorno
Return cap
Coupelle retour
Einstellhülse
Platillo de retorno

0727.92.050	— 5	0727.92.171	— 7,15	0727.92.093	— 9,30
0727.92.150	— 5,05	0727.92.072	— 7,20	0727.92.193	— 9,35
0727.92.051	— 5,10	0727.92.172	— 7,25	0727.92.094	— 9,40
0727.92.151	— 5,15	0727.92.073	— 7,30	0727.92.194	— 9,45
0727.92.052	— 5,20	0727.92.173	— 7,35	0727.92.095	— 9,50
0727.92.152	— 5,25	0727.92.074	— 7,40	0727.92.195	— 9,55
0727.92.053	— 5,30	0727.92.174	— 7,45	0727.92.096	— 9,60
0727.92.153	— 5,35	0727.92.075	— 7,50		
0727.92.054	— 5,40	0727.92.175	— 7,55		
0727.92.154	— 5,45	0727.92.076	— 7,60		
0727.92.055	— 5,50	0727.92.176	— 7,65		
0727.92.155	— 5,55	0727.92.077	— 7,70		
0727.92.056	— 5,60	0727.92.177	— 7,75		
0727.92.156	— 5,65	0727.92.078	— 7,80		
0727.92.057	— 5,70	0727.92.178	— 7,85		
0727.92.157	— 5,75	0727.92.079	— 7,90		
0727.92.058	— 5,80	0727.92.179	— 7,95		
0727.92.158	— 5,85	0727.92.080	— 8		
0727.92.059	— 5,90	0727.92.180	— 8,05		
0727.92.159	— 5,95	0727.92.081	— 8,10		
0727.92.060	— 6	0727.92.181	— 8,15		
0727.92.160	— 6,05	0727.92.082	— 8,20		
0727.92.061	— 6,10	0727.92.182	— 8,25		
0727.92.161	— 6,15	0727.92.083	— 8,30		
0727.92.062	— 6,20	0727.92.183	— 8,35		
0727.92.162	— 6,25	0727.92.084	— 8,40		
0727.92.063	— 6,30	0727.92.184	— 8,45		
0727.92.163	— 6,35	0727.92.085	— 8,50		
0727.92.064	— 6,40	0727.92.185	— 8,55		
0727.92.164	— 6,45	0727.92.086	— 8,60		
0727.92.065	— 6,50	0727.92.186	— 8,65		
0727.92.165	— 6,55	0727.92.087	— 8,70		
0727.92.066	— 6,60	0727.92.187	— 8,75		
0727.92.166	— 6,65	0727.92.088	— 8,80		
0727.92.067	— 6,70	0727.92.188	— 8,85		
0727.92.167	— 6,75	0727.92.089	— 8,90		
0727.92.068	— 6,80	0727.92.189	— 8,95		
0727.92.168	— 6,85	0727.92.090	— 9		
0727.92.069	— 6,90	0727.92.190	— 9,05		
0727.92.169	— 6,95	0727.92.091	— 9,10		
0727.92.070	— 7	0727.92.191	— 9,15		
0727.92.170	— 7,05	0727.92.092	— 9,20		
0727.92.071	— 7,10	0727.92.192	— 9,25		



VERTICAL HEAD

19 ★

Registro bilanciare
Adjustment
Réglage
Ventilkäppchen
Regulación balancín

0723.92.500	— 2	0723.92.515	— 3,50
0723.92.535	— 2,05	0723.92.695	— 3,55
0723.92.501	— 2,10	0723.92.516	— 3,60
0723.92.545	— 2,15	0723.92.705	— 3,65
0723.92.502	— 2,20	0723.92.517	— 3,70
0723.92.555	— 2,25	0723.92.715	— 3,75
0723.92.503	— 2,30	0723.92.518	— 3,80
0723.92.565	— 2,35	0723.92.725	— 3,85
0723.92.504	— 2,40	0723.92.519	— 3,90
0723.92.575	— 2,45	0723.92.735	— 3,95
0723.92.505	— 2,50	0723.92.520	— 4
0723.92.585	— 2,55	0723.92.745	— 4,05
0723.92.506	— 2,60	0723.92.521	— 4,10
0723.92.595	— 2,65	0723.92.531	— 4,15
0723.92.507	— 2,70	0723.92.522	— 4,20
0723.92.605	— 2,75	0723.92.533	— 4,25
0723.92.508	— 2,80	0723.92.523	— 4,30
0723.92.615	— 2,85	0723.92.534	— 4,35
0723.92.509	— 2,90	0723.92.524	— 4,40
0723.92.625	— 2,95	0723.92.537	— 4,45
0723.92.510	— 3	0723.92.525	— 4,50
0723.92.635	— 3,05	0723.92.538	— 4,55
0723.92.511	— 3,10	0723.92.526	— 4,60
0723.92.645	— 3,15	0723.92.539	— 4,65
0723.92.512	— 3,20	0723.92.527	— 4,70
0723.92.655	— 3,25	0723.92.540	— 4,75
0723.92.513	— 3,30	0723.92.528	— 4,80
0723.92.675	— 3,35	0723.92.541	— 4,85
0723.92.514	— 3,40	0723.92.529	— 4,90
0723.92.685	— 3,45	0723.92.542	— 4,95
		0723.92.530	— 5
		0723.92.543	— 5,05
		0723.92.544	— 5,10
		0723.92.546	— 5,15
		0723.92.547	— 5,20
		0723.92.548	— 5,25
		0723.92.549	— 5,30
		0723.92.550	— 5,35
		0723.92.551	— 5,40
		0723.92.552	— 5,45
		0723.92.553	— 5,50
		0723.92.554	— 5,55
		0723.92.556	— 5,60



87310201A	Ø 20
87310051A	Ø 18
87310011A	Ø 16
87310021A	Ø 10
LOCTITE 510	



DRAWING

014

VERTICAL HEAD

NOTES	N.	CODE NO.	DESCRIPTION	VALIDITY	Q.TY		NOTES	N.	CODE NO.	DESCRIPTION	VALIDITY	Q.TY	
	1	301.2.105.1AA	Complete vertical head		1			12	0647.70.010	Shim		4	
	2	304.1.021.1A	Intake valve seat		1			13	0375.92.210	Spring		2	
	2	304.1.021.1AB	Oversize intake valve seat 0.03		1			14	208.1.012.4A	Opening rocker		2	
	2	304.1.021.1AC	Oversize intake valve seat 0.06		1			15	821.1.115.1A	Rocker shaft		4	
	3	304.1.022.1A	Exhaust valve seat		1			16	209.1.012.4A	Closing rocker		2	
	3	304.1.022.1AB	Oversize exhaust valve seat 0.03		1			17	0727.92.239	See table		2	
	3	304.1.022.1AC	Oversize exhaust valve seat 0.06		1			18	669.1.003.1A	Split rings		4	
	4	303.1.003.1A	Intake valve cast iron guide		1			19	0723.92.239	See table		2	
	4	303.1.003.1AB	Intake valve guide magg. 0,03		1			20	764.1.009.1A	Valve seal		1	
	4	303.1.003.1AC	Intake valve guide magg. 0,06		1			21	211.1.015.1A	Exhaust valve		1	
	4	303.1.003.1AD	Intake valve guide magg. 0,09		1			22	210.1.015.1A	Intake valve		1	
	5	303.1.004.1C	Exhaust valve bronze guide		1			23	852.5.023.1A	Gasket		1	
	5	303.1.004.1CB	Exhaust valve guide magg. 0,03		1			24	779.1.133.1A	Screw		1	
	5	303.1.004.1CC	Exhaust valve guide magg. 0,06		1			25	240.1.028.1A	Intake valve cover		1	
	5	303.1.004.1CD	Exhaust valve guide magg. 0,09		1			26	771.5.066.8B	Screw		1	
	6	764.1.013.1A	Valve seal		1			27	881.1.051.1A	Fairlead		1	
	7	799.1.061.1A	Closing rocker spring		2			29	700.1.027.1A	Vibration damper pad		24	
	8	0619.92.180	Shim th. 0.3		6			30	73500.1747	Snap ring		1	
	8	0670.92.190	Shim th. 2		4			31	713.1.137.1A	Spacer		1	
	8	0765.92.185	Shim th. 1		2			32	886.4.028.1A	O-Ring		2	
	8	0765.92.190	Shim th. 0.5		4			33	787.1.008.1A	Aluminium gasket		1	
	8	0765.92.205	Shim th. 0.2		16			34	703.1.019.1A	Ring nut		1	
	9	788.1.032.2A	Valve cover gasket		2			35	829.1.235.1A	Holder sensor		1	
	10	240.1.010.1AB	Valve cover		1			36	552.4.013.1A	Sensor		1	
	11	771.5.066.8B	Screw		11			37	672.1.034.1A	Rubber cap		1	

CATALOGUE No:
ISSUED:**915.1.227.1C**
10 - 05CATALOGUE No:
ISSUED:**915.1.227.1C**
10 - 05

DRAWING

015

HORIZONTAL HEAD

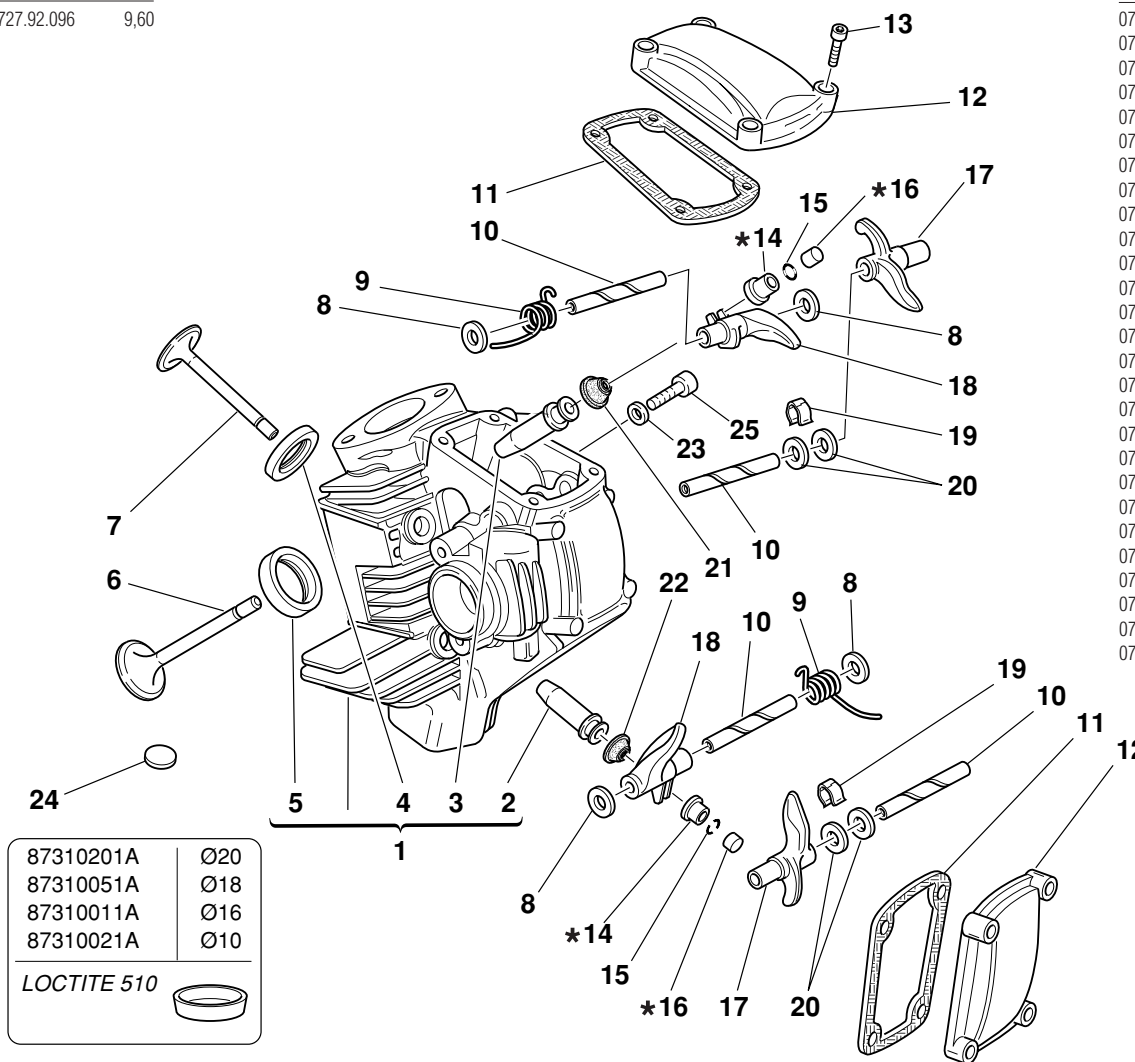
14 ★

Scodellino ritorno
Return cap
Coupelle retour
Einstellhülse
Platillo de retorno

16 ★

Registro bilanci
Rocker adjusting
Réglage culbuteur
Kiphebelinstell
Regulación balancín



0727.92.050	5	0727.92.073	7,30	0727.92.096	9,60
0727.92.150	5,05	0727.92.173	7,35		
0727.92.051	5,10	0727.92.074	7,40		
0727.92.151	5,15	0727.92.174	7,45		
0727.92.052	5,20	0727.92.075	7,50		
0727.92.152	5,25	0727.92.175	7,55		
0727.92.053	5,30	0727.92.076	7,60		
0727.92.153	5,35	0727.92.176	7,65		
0727.92.054	5,40	0727.92.077	7,70		
0727.92.154	5,45	0727.92.177	7,75		
0727.92.055	5,50	0727.92.078	7,80		
0727.92.155	5,55	0727.92.178	7,85		
0727.92.056	5,60	0727.92.079	7,90		
0727.92.156	5,65	0727.92.179	7,95		
0727.92.057	5,70	0727.92.080	8		
0727.92.157	5,75	0727.92.180	8,05		
0727.92.058	5,80	0727.92.081	8,10		
0727.92.158	5,85	0727.92.181	8,15		
0727.92.059	5,90	0727.92.082	8,20		
0727.92.159	5,95	0727.92.182	8,25		
0727.92.060	6	0727.92.083	8,30		
0727.92.160	6,05	0727.92.183	8,35		
0727.92.061	6,10	0727.92.084	8,40		
0727.92.161	6,15	0727.92.184	8,45		
0727.92.062	6,20	0727.92.085	8,50		
0727.92.162	6,25	0727.92.185	8,55		
0727.92.063	6,30	0727.92.086	8,60		
0727.92.163	6,35	0727.92.186	8,65		
0727.92.064	6,40	0727.92.087	8,70		
0727.92.164	6,45	0727.92.187	8,75		
0727.92.065	6,50	0727.92.088	8,80		
0727.92.165	6,55	0727.92.188	8,85		
0727.92.066	6,60	0727.92.089	8,90		
0727.92.166	6,65	0727.92.189	8,95		
0727.92.067	6,70	0727.92.090	9		
0727.92.167	6,75	0727.92.190	9,05		
0727.92.068	6,80	0727.92.091	9,10		
0727.92.168	6,85	0727.92.191	9,15		
0727.92.069	6,90	0727.92.092	9,20		
0727.92.169	6,95	0727.92.192	9,25		
0727.92.070	7	0727.92.192	9,25		
0727.92.170	7,05	0727.92.093	9,30		
0727.92.071	7,10	0727.92.193	9,35		
0727.92.171	7,15	0727.92.194	9,45		
0727.92.072	7,20	0727.92.095	9,50		
0727.92.172	7,25	0727.92.195	9,55		



0723.92.500	2	0723.92.675	3,35
0723.92.535	2,05	0723.92.514	3,40
0723.92.501	2,10	0723.92.685	3,45
0723.92.545	2,15	0723.92.515	3,50
0723.92.502	2,20	0723.92.695	3,55
0723.92.555	2,25	0723.92.516	3,60
0723.92.503	2,30	0723.92.705	3,65
0723.92.565	2,35	0723.92.517	3,70
0723.92.504	2,40	0723.92.715	3,75
0723.92.575	2,45	0723.92.518	3,80
0723.92.505	2,50	0723.92.725	3,85
0723.92.585	2,55	0723.92.519	3,90
0723.92.506	2,60	0723.92.735	3,95
0723.92.595	2,65	0723.92.520	4
0723.92.507	2,70	0723.92.745	4,05
0723.92.605	2,75	0723.92.521	4,10
0723.92.508	2,80	0723.92.531	4,15
0723.92.615	2,85	0723.92.522	4,20
0723.92.509	2,90	0723.92.533	4,25
0723.92.625	2,95	0723.92.523	4,30
0723.92.510	3	0723.92.534	4,35
0723.92.635	3,05	0723.92.524	4,40
0723.92.511	3,10	0723.92.537	4,45
0723.92.645	3,15	0723.92.525	4,50
0723.92.512	3,20	0723.92.538	4,55
0723.92.655	3,25	0723.92.526	4,60
0723.92.513	3,30	0723.92.539	4,65
		0723.92.527	4,70
		0723.92.540	4,75
		0723.92.528	4,80
		0723.92.541	4,85
		0723.92.529	4,90
		0723.92.542	4,95
		0723.92.530	5
		0723.92.543	5,05
		0723.92.544	5,10
		0723.92.546	5,15
		0723.92.547	5,20
		0723.92.548	5,25
		0723.92.549	5,30
		0723.92.550	5,35
		0723.92.551	5,40
		0723.92.552	5,45
		0723.92.553	5,50
		0723.92.554	5,55
		0723.92.556	5,60

DRAWING

015**HORIZONTAL HEAD**

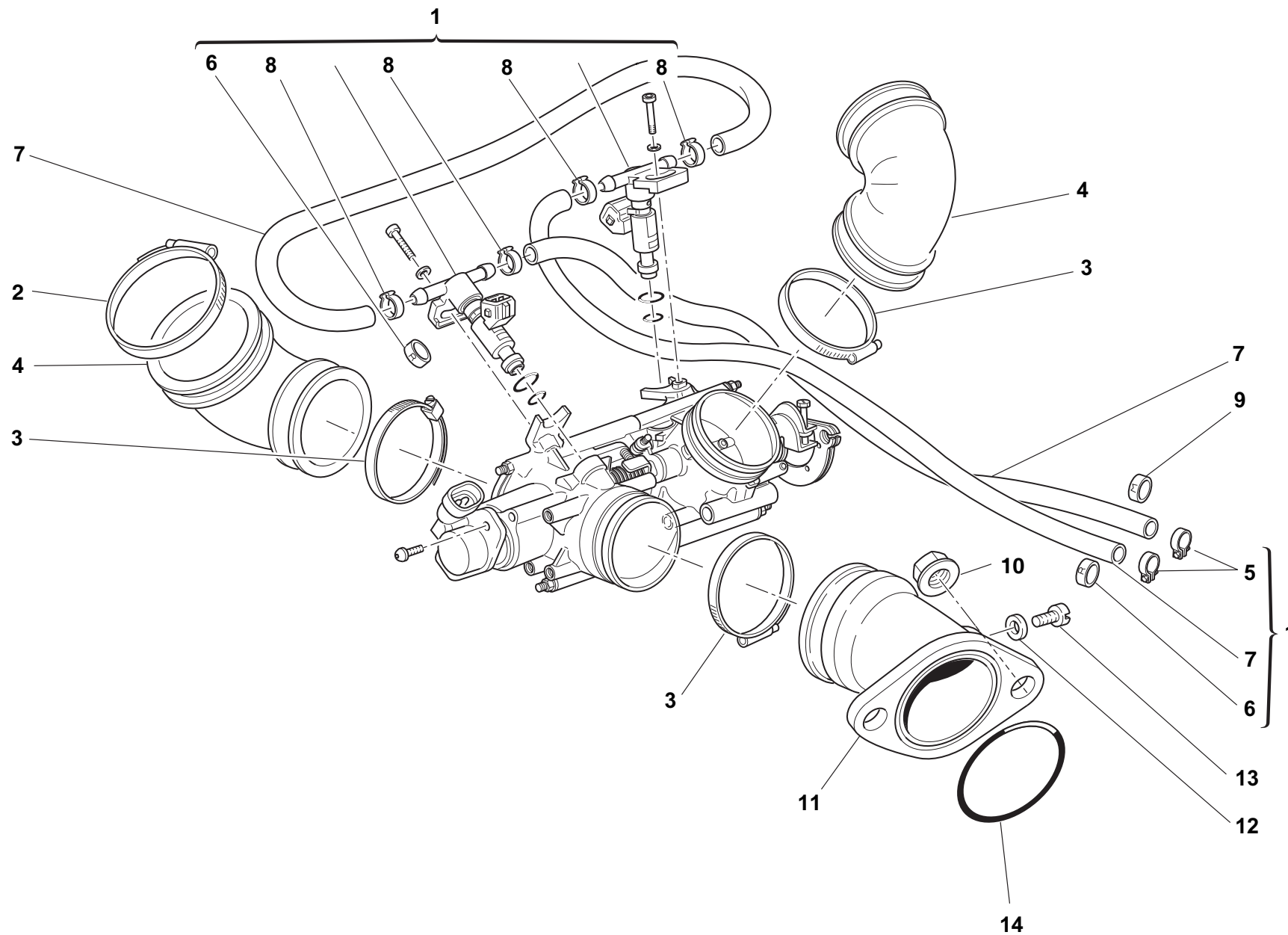
NOTES	N.	CODE NO.	DESCRIPTION	VALIDITY	Q.TY		NOTES	N.	CODE NO.	DESCRIPTION	VALIDITY	Q.TY	
	1	301.2.104.1AA	Complete horizontal head		1			13	771.5.067.8B	Screw		3	
	2	303.1.004.1C	Exhaust valve bronze guide		1			14	0727.92.239	See table		2	
	2	303.1.004.1CB	Exhaust valve guide magg. 0,03		1			15	669.1.003.1A	Split rings		4	
	2	303.1.004.1CC	Exhaust valve guide magg. 0,06		1			16	0723.92.239	See table		2	
	2	303.1.004.1CD	Exhaust valve guide magg. 0,09		1			17	208.1.012.4A	Opening rocker		2	
	3	303.1.003.1A	Intake valve cast iron guide		1			18	209.1.012.4A	Closing rocker		2	
	3	303.1.003.1AB	Intake valve guide magg. 0,03		1			19	0375.92.210	Spring		2	
	3	303.1.003.1AC	Intake valve guide magg. 0,06		1			20	0647.70.010	Shim		4	
	3	303.1.003.1AD	Intake valve guide magg. 0,09		1			21	764.1.009.1A	Valve seal		1	
	4	304.1.022.1A	Exhaust valve seat		1			22	764.1.013.1A	Valve seal		1	
	4	304.1.022.1AB	Oversize exhaust valve seat 0.03		1			23	852.5.023.1A	Gasket		1	
	4	304.1.022.1AC	Oversize exhaust valve seat 0.06		1			24	700.1.027.1A	Vibration damper pad		24	
	5	304.1.021.1A	Intake valve seat		1			25	779.1.133.1A	Screw		1	
	5	304.1.021.1AB	Oversize intake valve seat 0.03		1								
	5	304.1.021.1AC	Oversize intake valve seat 0.06		1								
	6	210.1.015.1A	Intake valve		1								
	7	211.1.015.1A	Exhaust valve		1								
	8	0619.92.180	Shim th. 0.3		6								
	8	0670.92.190	Shim th. 2		4								
	8	0765.92.185	Shim th. 1		2								
	8	0765.92.190	Shim th. 0.5		4								
	9	799.1.061.1A	Closing rocker spring		2								
	10	821.1.115.1A	Rocker shaft		4								
	11	788.1.032.2A	Valve cover gasket		2								
	12	240.1.010.1AB	Valve cover		2								

CATALOGUE No:
ISSUED:**915.1.227.1C**
10 - 05CATALOGUE No:
ISSUED:**915.1.227.1C**
10 - 05

DRAWING

016



INLET DUCT



DRAWING

016

INLET DUCT

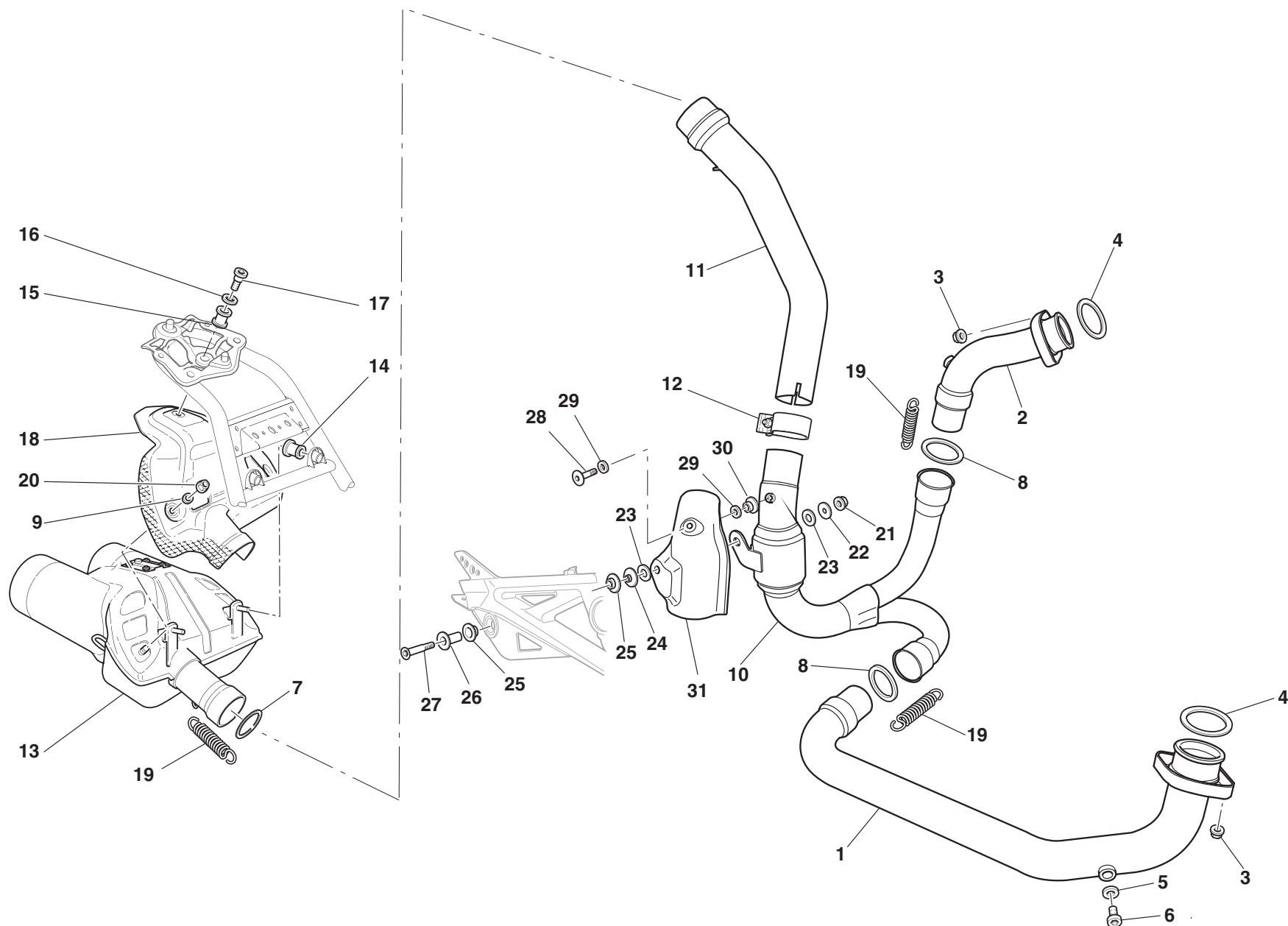
NOTES	N.	CODE NO.	DESCRIPTION	VALIDITY	Q.TY		NOTES	N.	CODE NO.	DESCRIPTION	VALIDITY	Q.TY	
	1	282.4.067.1A	Feed unit assembly		1								
	2	741.4.067.1A	Hose guide		2								
	3	741.4.042.1A	Hose guide		4								
	4	801.1.027.1A	Hose		2								
	5	741.4.004.1A	Hose guide		2								
	6	741.4.041.1A	Clamp "R"		2								
	7	590.4.005.1A	Pipe 5,5x9,5		2								
	8	287.4.024.1B	Hose guide		2								
	9	741.4.040.1A	Clamp "M"		1								
	10	748.1.039.1A	Nut		4								
	11	140.2.014.2A	Intake duct		2								
	12	0250.70.223	Aluminium gasket		2								
	13	771.5.037.8B	Screw		2								
	14	463.2.022.2A	O-Ring		2								

CATALOGUE No:
ISSUED:**915.1.227.1C**
10 - 05CATALOGUE No:
ISSUED:**915.1.227.1C**
10 - 05

DRAWING



017

EXHAUST SYSTEM



DRAWING

017**EXHAUST SYSTEM**

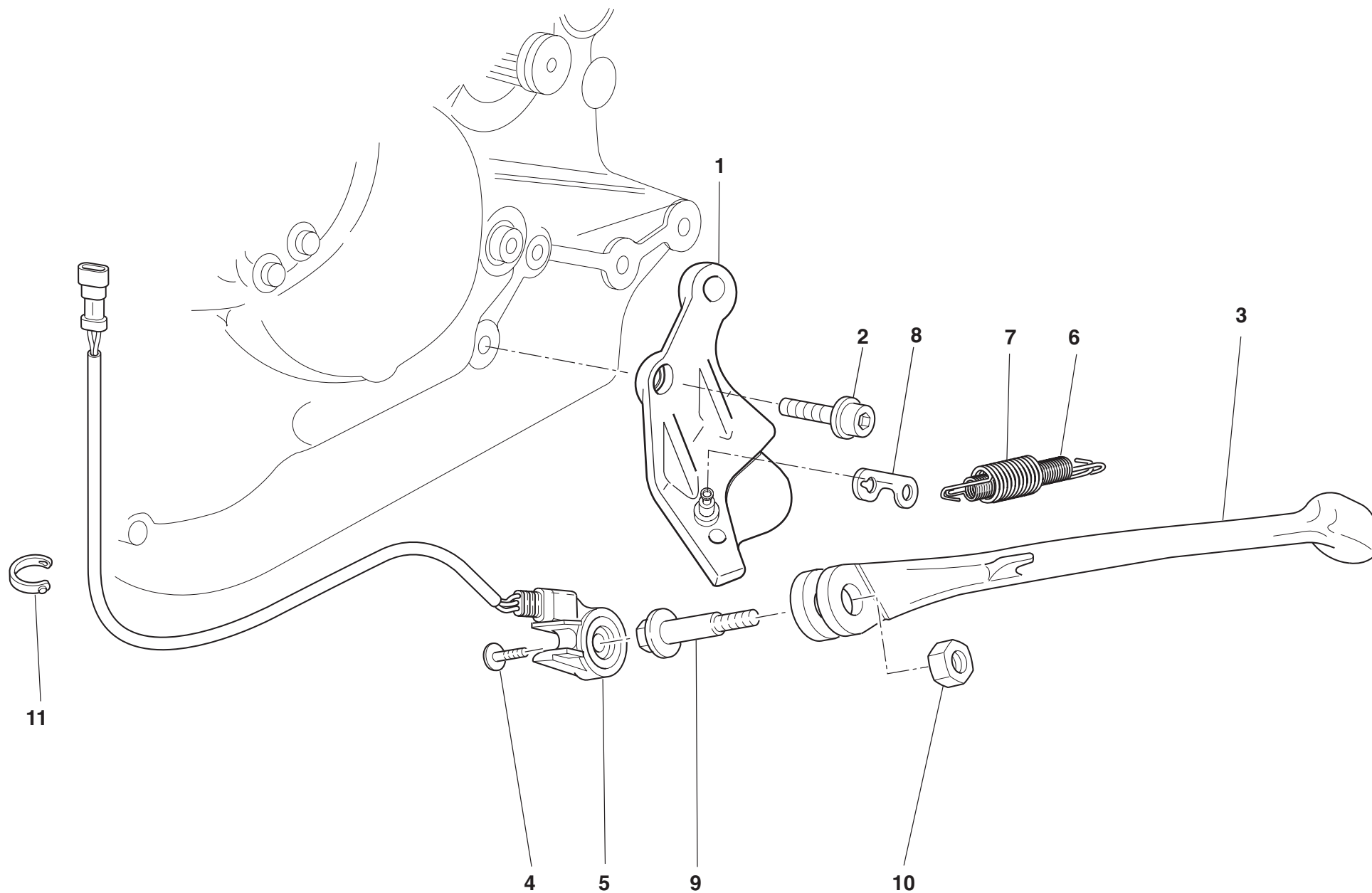
NOTES	N.	CODE NO.	DESCRIPTION	VALIDITY	Q.TY		NOTES	N.	CODE NO.	DESCRIPTION	VALIDITY	Q.TY	
	1	570.1.136.1A	Horizontal head exhaust pipe		1			26	716.1.139.1A	Spacer		1	
	2	571.1.130.1A	Vertical head exhaust pipe		1			27	779.5.009.1B	Screw		1	
	3	748.4.033.1A	Nut		4			28	775.1.035.1B	Screw		1	
	4	0370.84.005	Exhaust gasket		2			29	852.1.072.1A	Washer		2	
	5	420.2.001.0A	Gasket th.1		2			30	716.1.107.1B	Spacer		1	
	6	780.2.001.1A	Cap		2			31	460.1.217.1A	Thermal protection		1	
	7	790.1.013.1A	Gasket		1								
	8	790.1.012.1A	Gasket		2								
	9	852.1.186.1A	Washer		2								
	10	572.1.025.1B	Compensator		1								
	11	570.1.117.1B	Balancer/silencer exhaust pipe		1								
	12	741.4.137.1A	Clamp		1								
	13	573.2.024.1B	Exhaust silencer		1								
	14	764.1.068.1A	Rubber pad		2								
	15	764.1.042.1A	Vibration damper pad		1								
	16	852.1.163.1A	Washer		1								
	17	779.1.260.1A	Special screw		1								
	18	460.1.146.2A	Thermal protection		1								
	19	799.1.194.1A	Spring		2								
	20	748.1.036.1A	Nut		2								
	21	748.1.024.1A	Self locking nut		1								
	22	852.1.031.1B	Washer		1								
	23	856.1.104.1A	Washer		2								
	24	711.1.090.1C	Bush		1								
	25	764.1.001.1A	Rubber pad		2								

CATALOGUE No:
ISSUED:**915.1.227.1C**
10 - 05CATALOGUE No:
ISSUED:**915.1.227.1C**
10 - 05

DRAWING

018



STANDS



DRAWING

018

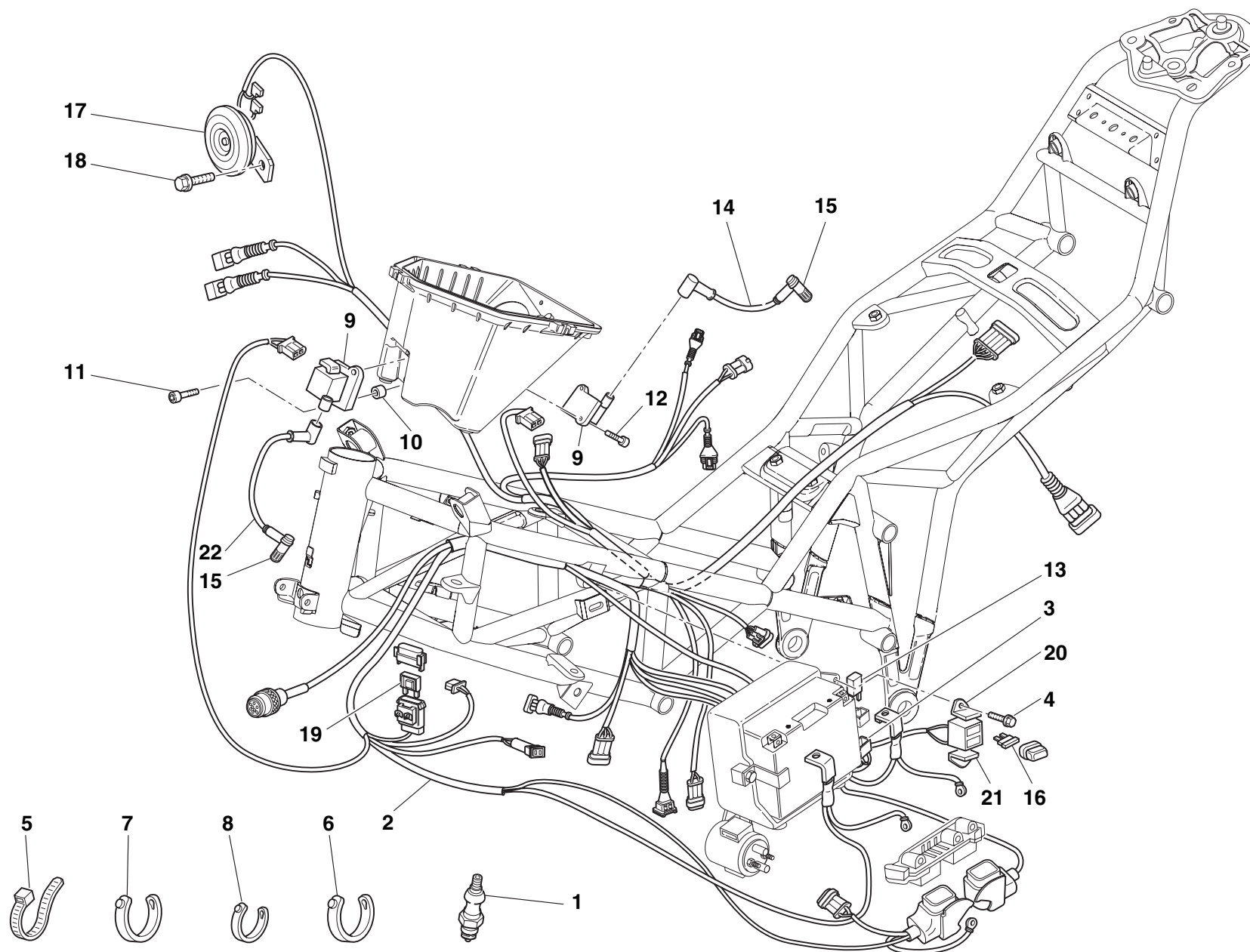
STANDS

NOTES	N.	CODE NO.	DESCRIPTION	VALIDITY	Q.TY		NOTES	N.	CODE NO.	DESCRIPTION	VALIDITY	Q.TY	
	1	556.2.037.1A	Plate		1								
	2	771.5.154.8B	Screw		1								
	3	556.1.041.1A	Side stand		1								
	4	779.4.005.2A	Screw		1								
	5	539.1.023.2A	Switch		1								
	6	799.1.089.1B	Inner spring		1								
	7	799.1.088.1B	Outer spring		1								
	8	827.1.139.2B	Plate		1								
	9	556.1.018.1D	Pivot		1								
	10	749.4.045.2A	Nut		1								
	11	829.1.134.1A	Seeger		1								

DRAWING

019



ELECTRIC SYSTEM



DRAWING

019

ELECTRIC SYSTEM

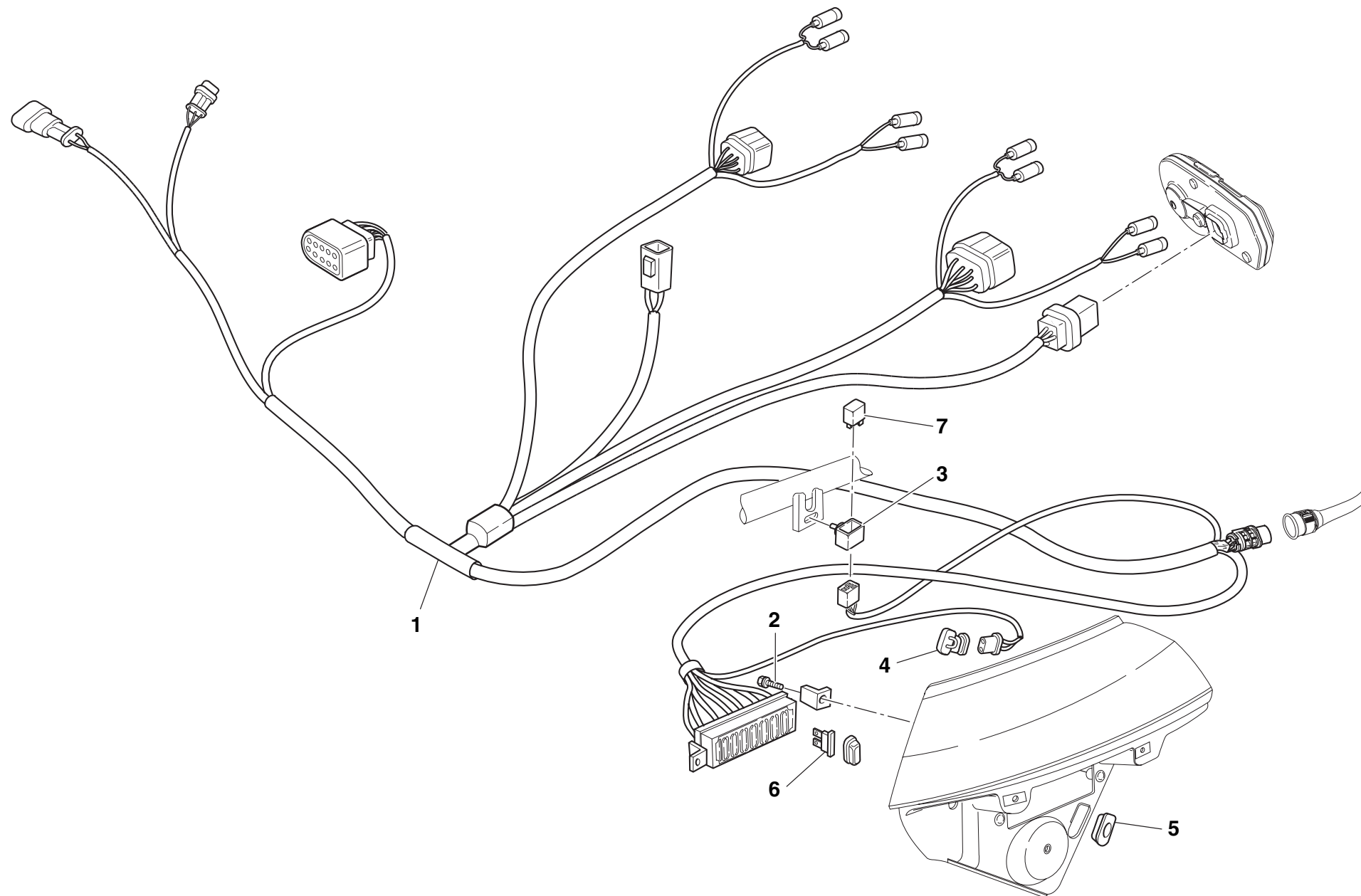
NOTES	N.	CODE NO.	DESCRIPTION	VALIDITY	Q.TY		NOTES	N.	CODE NO.	DESCRIPTION	VALIDITY	Q.TY	
	1	670.4.035.1A	Spark plug		2								
	2	510.1.379.1A	Electric wiring		1								
	2	510.1.475.1A	Complete electric wiring (main + front)		1								
	3	829.1.190.1A	Rubber holder		1								
	4	772.1.047.1A	Screw		2								
	5	741.1.012.1A	Hose guide		8								
	6	741.1.013.1A	Hose guide		2								
	7	0691.91.030	Hose guide		30								
	8	741.4.038.1A	Hose guide		3								
	9	380.1.015.1A	Coil		2								
	10	711.1.138.1A	Spacer		1								
	11	771.5.047.8B	Screw		1								
	12	771.5.042.8B	Screw		3								
	13	541.4.003.1A	Relay		1								
	14	671.1.025.1A	LH spark plug cable		1								
	15	672.1.013.1A	Rubber cap		2								
	16	389.4.006.1A	Fuse 3A		1								
	16	389.4.013.1A	Fuse 20A		1								
	17	516.4.003.1B	Horn (BLACK)		1								
	18	772.5.008.1B	Screw		1								
	19	389.4.014.1A	Fuse 40A		1								
	20	830.1.278.1B	Bracket		1								
	21	830.1.277.1B	Bracket		1								
	22	671.1.028.1A	LH spark plug cable		1								

CATALOGUE No:
ISSUED:**915.1.227.1C**
10 - 05CATALOGUE No:
ISSUED:**915.1.227.1C**
10 - 05



DRAWING

020

FRONT WIRING



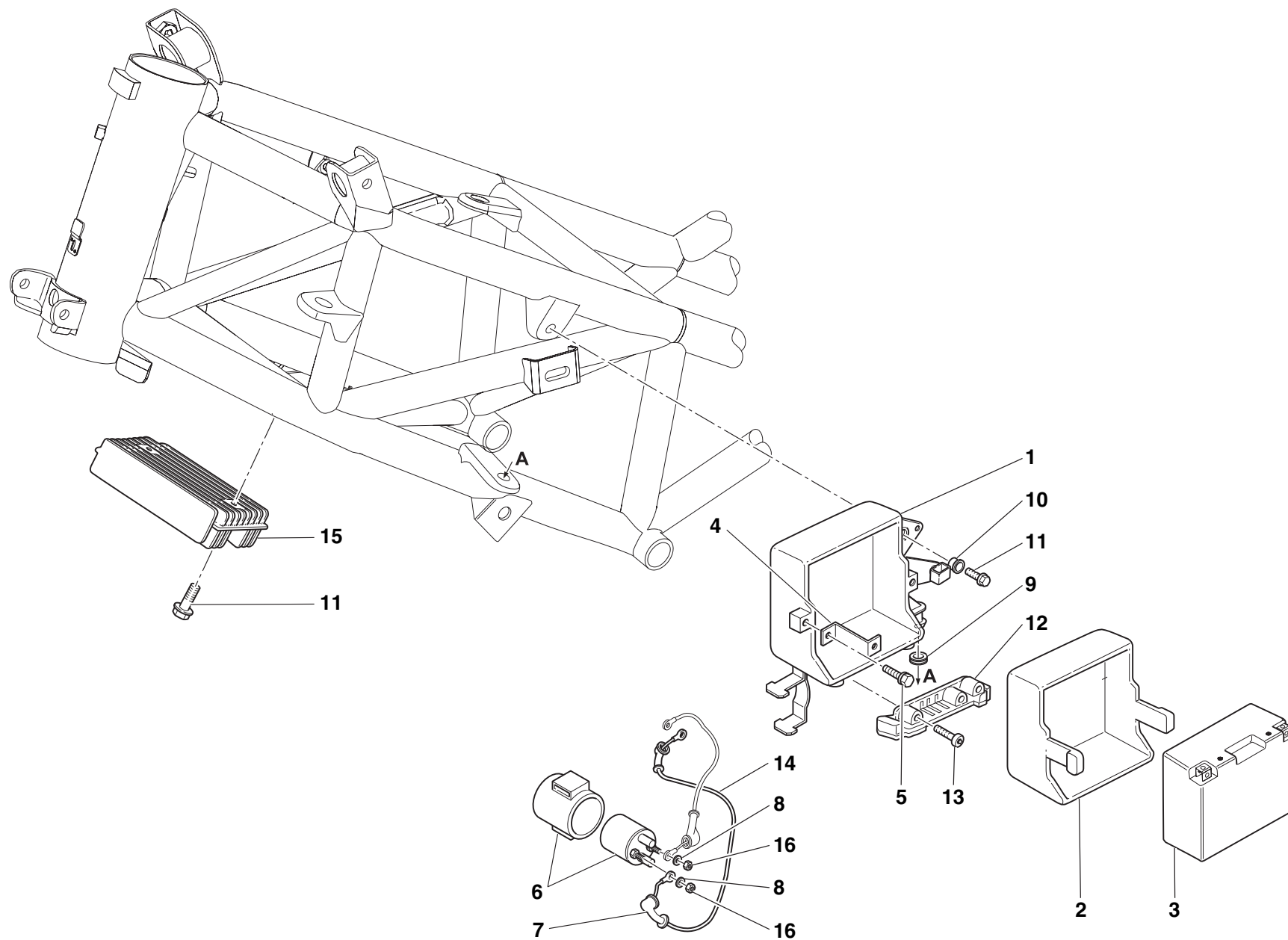
DRAWING **020** FRONT WIRING

NOTES	N.	CODE NO.	DESCRIPTION	VALIDITY	Q.TY		NOTES	N.	CODE NO.	DESCRIPTION	VALIDITY	Q.TY	
	1	510.1.378.1A	Front wiring		1								
	2	772.1.047.1A	Screw		2								
	3	829.1.190.1A	Rubber holder		1								
	4	552.4.012.1A	Air temperature sensor		1								
	5	829.1.401.1A	Holder sensor		1								
	6	389.4.006.1A	Fuse 3A		1								
	6	389.4.007.1A	Fuse 7.5A		1								
	6	389.4.008.1A	Fuse 15A		1								
	6	389.4.013.1A	Fuse 20A		1								
	6	389.4.015.1A	Fuse 5A		1								
	7	541.4.003.1A	Relay		1								

DRAWING

021

BATTERY BOX MOUNT



DRAWING

021**BATTERY BOX MOUNT**

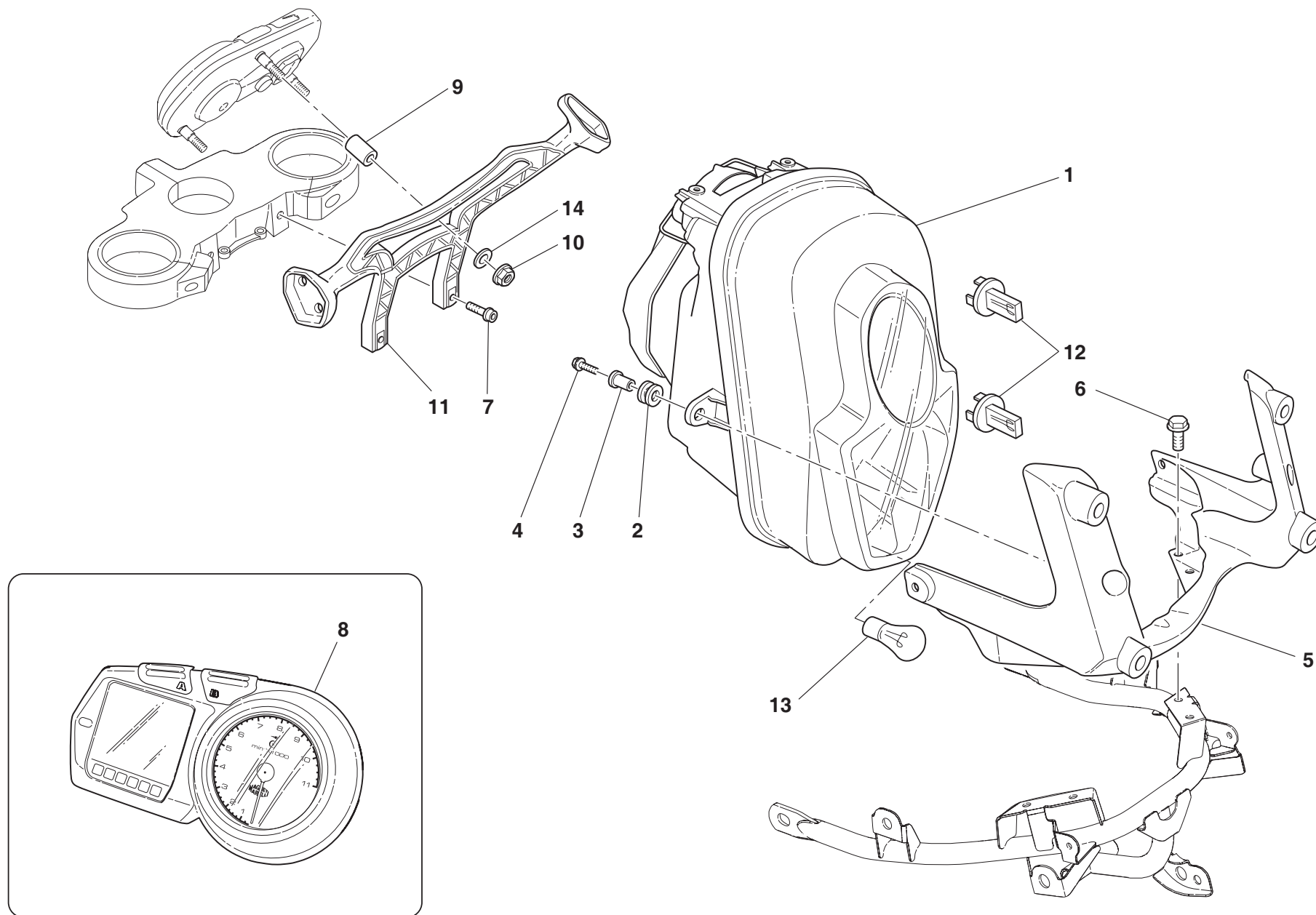
NOTES	N.	CODE NO.	DESCRIPTION	VALIDITY	Q.TY		NOTES	N.	CODE NO.	DESCRIPTION	VALIDITY	Q.TY	
	1	829.1.406.1A	Battery box mount		1								
	2	829.1.410.1A	Battery carpet		1								
	3	395.2.013.1C	Battery		1								
	4	827.1.294.1A	Plate		2								
	5	772.1.046.1A	Screw		2								
	6	397.4.002.1A	Remote switch		1								
	7	672.1.029.1A	Rubber cap		1								
	8	462.4.037.6A	Spring washer		2								
	9	8000.18048	Rubber pad		2								
	10	716.1.106.1A	Spacer		1								
	11	772.5.031.1B	Screw		3								
	12	286.4.122.1A	Injection control unit		1								
	13	771.5.072.8B	Screw		2								
	14	514.1.039.1A	Solenoid starter-starter motor cable		1								
	15	540.4.010.1A	Regulator		1								
	16	417.9.050.6A	Nut		2								

CATALOGUE No:
ISSUED:**915.1.227.1C**
10 - 05CATALOGUE No:
ISSUED:**915.1.227.1C**
10 - 05

DRAWING

022

FRONT HEAD-LIGHT AND INSTRUMENT PANEL



DRAWING

022**FRONT HEAD-LIGHT AND INSTRUMENT PANEL**

NOTES	N.	CODE NO.	DESCRIPTION	VALIDITY	Q.TY		NOTES	N.	CODE NO.	DESCRIPTION	VALIDITY	Q.TY	
	1	520.1.003.1C	Complete headlight		1								
	2	764.1.075.1A	Rubber pad		3								
	3	716.1.022.1B	Spacer		3								
	4	772.5.031.1B	Screw		3								
	5	829.1.432.2A	Headlight and headlight fairing support		1								
	6	772.1.050.1A	Screw		4								
	7	771.5.723.8B	Screw		2								
	8	406.1.032.1B	Complete instrument panel		1								
	9	700.1.043.1A	Spacer		3								
	10	748.4.038.1A	Nut		3								
	11	829.1.468.2A	Mobile headlight fairing support		1								
	12	390.4.011.1A	Bulb		2								
	13	390.4.013.1A	Bulb		1								
	14	462.4.046.1A	Spring washer		3								

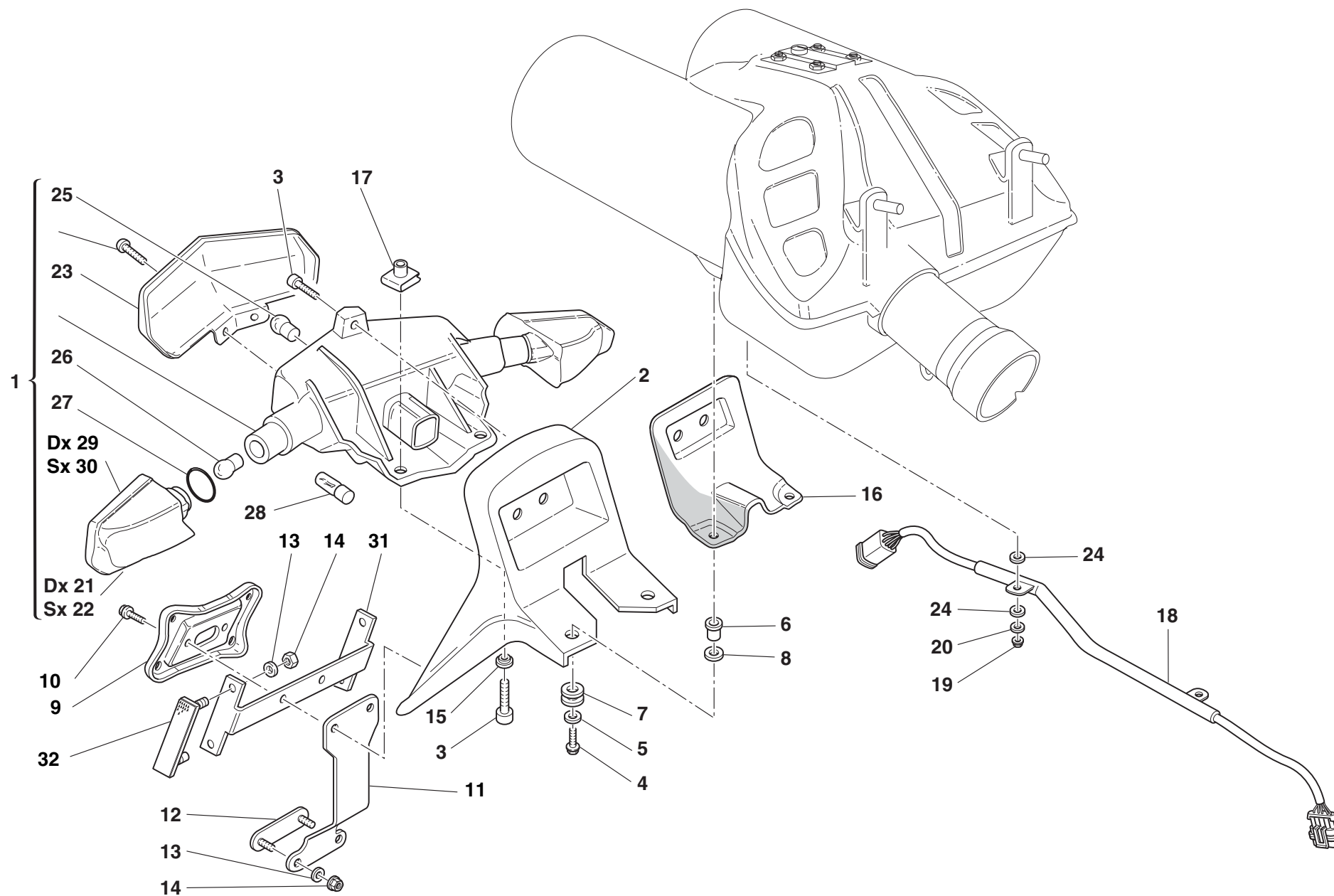
CATALOGUE No: **915.1.227.1C**
ISSUED: **10 - 05**

CATALOGUE No: **915.1.227.1C**
ISSUED: **10 - 05**

DRAWING


023

PLATE HOLDER - REAR LIGHT



DRAWING

023**PLATE HOLDER - REAR LIGHT**

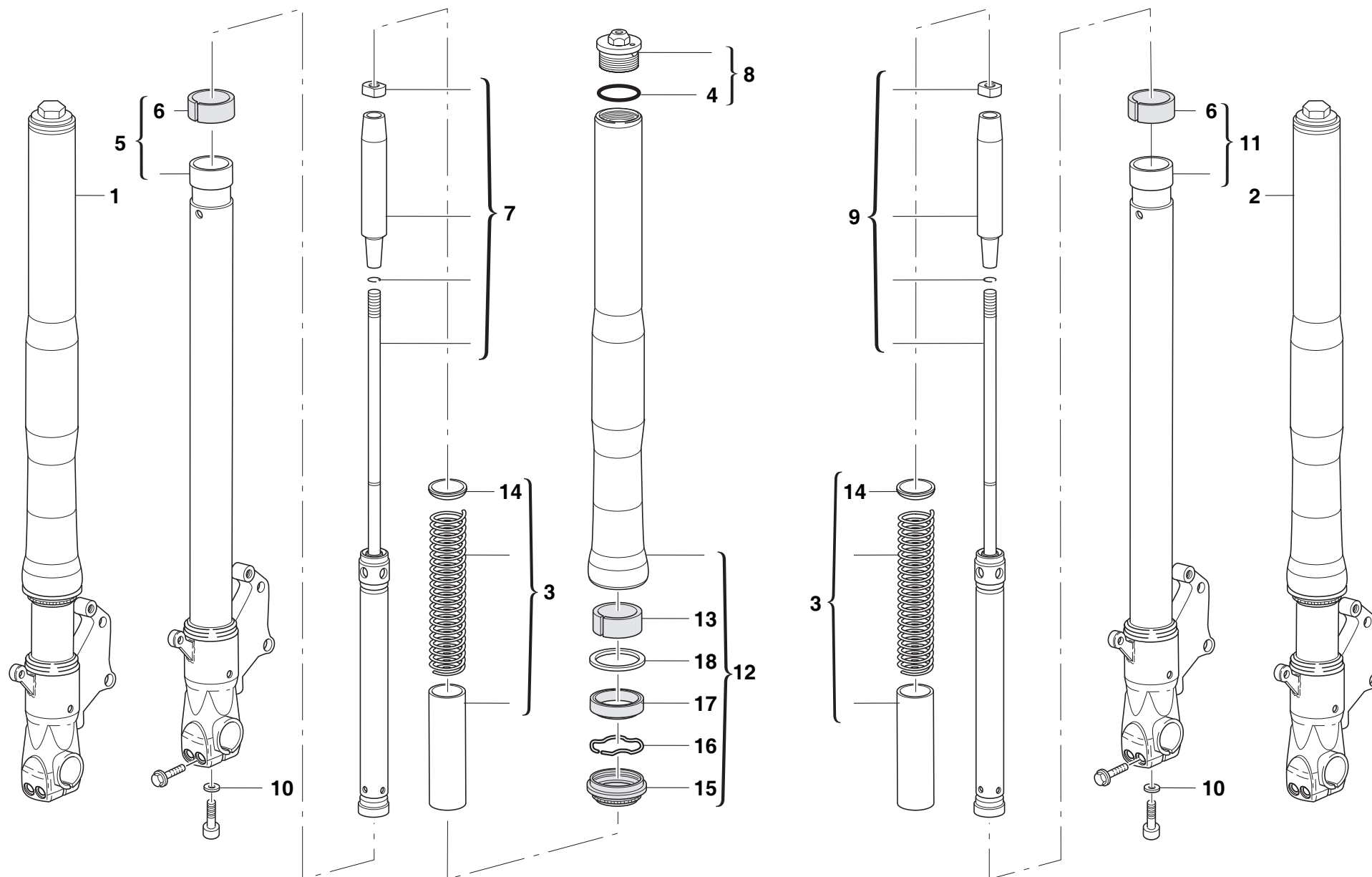
NOTES	N.	CODE NO.	DESCRIPTION	VALIDITY	Q.TY		NOTES	N.	CODE NO.	DESCRIPTION	VALIDITY	Q.TY	
	1	525.1.012.1B	Headlight holder		1			26	8000.36726	Bulb		2	
	2	829.1.472.1B	Tail light		1			27	886.5.042.1A	O-ring		2	
	3	771.5.042.8B	Screw		3			28	8000.36230	Licence plate light		1	
	4	772.5.038.1A	Screw		4			29	531.1.003.1A	RH turn signal lens		1	
	5	852.1.167.1A	Washer		4			30	531.1.004.1A	LH turn signal lens		1	
	6	716.1.112.1A	Spacer		4			31	829.1.136.1A	Holder		1	
	7	764.1.069.1A	Rubber pad		4			32	529.1.006.1A	Cat's eye		2	
	8	852.1.148.1B	Washer		4								
	9	561.1.017.1B	Plate		1								
	10	772.5.031.1B	Screw		2								
	11	827.1.191.4A	Plate		1								
	12	529.1.009.1A	Cat's eye		1								
	13	852.5.001.1C	Washer		2								
	14	749.5.001.1B	Nut		2								
	15	716.1.107.1B	Spacer		2								
	16	460.1.147.1A	Thermal protection		1								
	17	850.4.055.1A	Quick fastening		2								
	18	510.1.240.1A	Rear wiring		1								
	19	748.1.036.1A	Nut		2								
	20	852.1.186.1A	Washer		2								
	21	531.1.001.1A	RH rear indicator body		1								
	22	531.1.002.1A	LH rear indicator body		1								
	23	525.1.014.1A	Taillight glass		1								
	24	856.1.091.1A	Washer		4								
	25	390.4.003.1A	Two-light bulb 12V 5/21W		1								

CATALOGUE No:
ISSUED:**915.1.227.1C**
10 - 05CATALOGUE No:
ISSUED:**915.1.227.1C**
10 - 05

DRAWING


024

FRONT FORK



DRAWING

024**FRONT FORK**

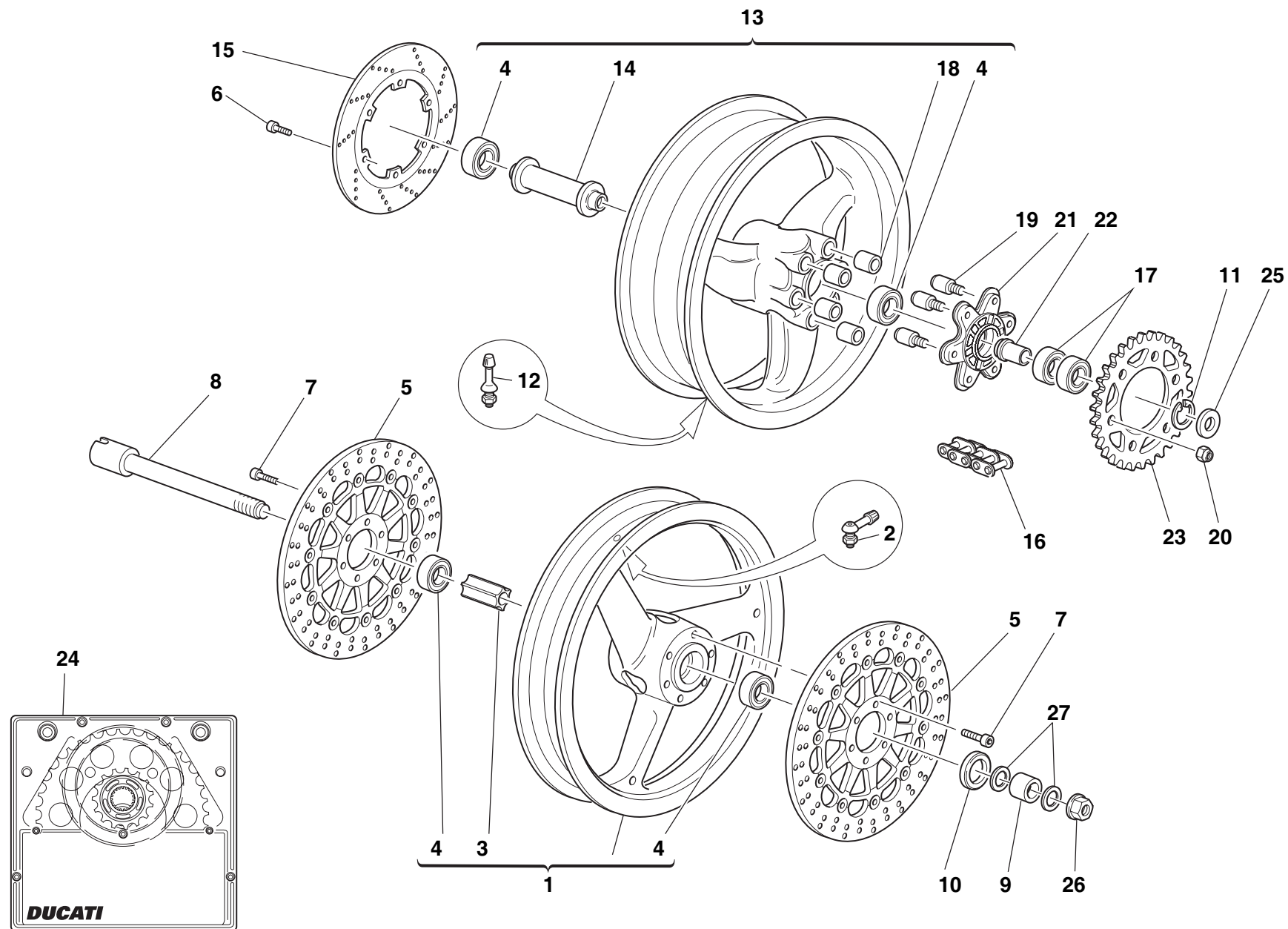
NOTES	N.	CODE NO.	DESCRIPTION	VALIDITY	Q.TY		NOTES	N.	CODE NO.	DESCRIPTION	VALIDITY	Q.TY	
	1	345.2.012.1A	R.H. fork leg assembly		1								
	2	344.2.012.1A	L.H. fork leg assembly		1								
	3	349.2.031.1A	Springs kit		1								
	4	349.1.147.1A	O-Ring		2								
	5	349.2.038.1A	Stanchion tube RH		1								
	6	349.1.150.1A	Lower bush		2								
	7	349.2.037.1A	Rod assembly RH		1								
	8	349.2.036.1A	Complete cap		2								
	9	349.2.035.1A	Rod assembly LH		1								
	10	856.1.057.1A	Washer		2								
	11	349.2.032.1A	Stanchion tube LH		1								
	12	349.2.033.1A	Slider assembly		2								
	13	349.1.151.1A	Upper bush		2								
	14	349.2.034.1A	Spring coupling		2								
	15	349.1.148.1A	Dust seal		2								
	16	349.1.144.1A	Seeger		2								
	17	349.1.146.1A	Seal ring		2								
	18	349.1.152.1A	Retainer		2								

CATALOGUE No:
ISSUED:**915.1.227.1C**
10 - 05CATALOGUE No:
ISSUED:**915.1.227.1C**
10 - 05

DRAWING



025

FRONT AND REAR WHEELS



DRAWING

025**FRONT AND REAR WHEELS**

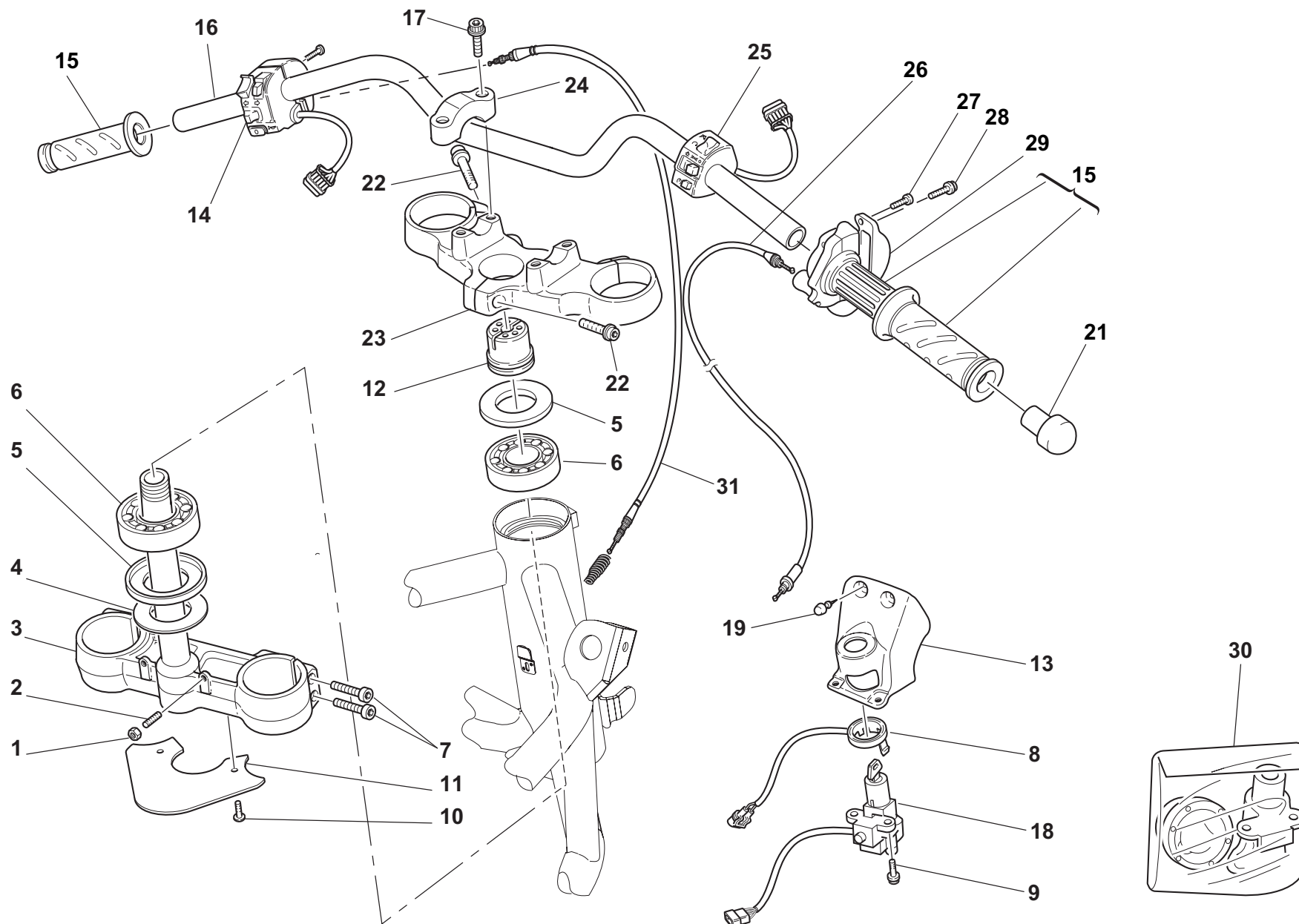
NOTES	N.	CODE NO.	DESCRIPTION	VALIDITY	Q.TY		NOTES	N.	CODE NO.	DESCRIPTION	VALIDITY	Q.TY	
	1	501.2.080.1AB	Front wheel rim		1			26	748.1.014.1C	Nut		1	
	2	497.2.001.2A	Valve		1			27	852.1.207.1A	Shim		2	
	3	714.1.028.1A	Inner spacer		1								
	4	75162.2566	Bearing		2								
	5	492.4.082.1A	Brake disc		2								
	6	779.1.311.1A	Screw		6								
	7	779.1.399.1A	Screw		12								
	8	819.1.017.1B	Front wheel spindle		1								
	9	714.1.073.1A	Spacer		1								
	10	0000.64471	Seal ring		1								
	11	884.5.008.1A	Circlip		1								
	12	0803.77.010	Valve		1								
	13	502.2.110.1AB	Rear wheel rim		1								
	14	714.1.046.1A	Inner spacer		1								
	15	492.4.003.2A	Brake disc		1								
	16	676.4.047.1A	Chain (108 Links)		1								
	17	702.5.050.1A	Bearing		2								
	18	700.1.005.1A	Vibration damper		6								
	19	821.1.009.1B	Pin		6								
	20	748.4.024.1AB	Nut		6								
	21	160.1.049.1A	Rear sprocket flange		1								
	22	710.1.041.1D	Bush		1								
	23	494.1.101.1A	Ring gear z=46		1								
	24	676.2.061.1A	Final drive kit		1								
	25	713.1.097.1C	Spacer		1								

CATALOGUE No:
ISSUED:**915.1.227.1C**
10 - 05CATALOGUE No:
ISSUED:**915.1.227.1C**
10 - 05

DRAWING



026

HANDLEBAR AND CONTROLS



DRAWING

026**HANDLEBAR AND CONTROLS**

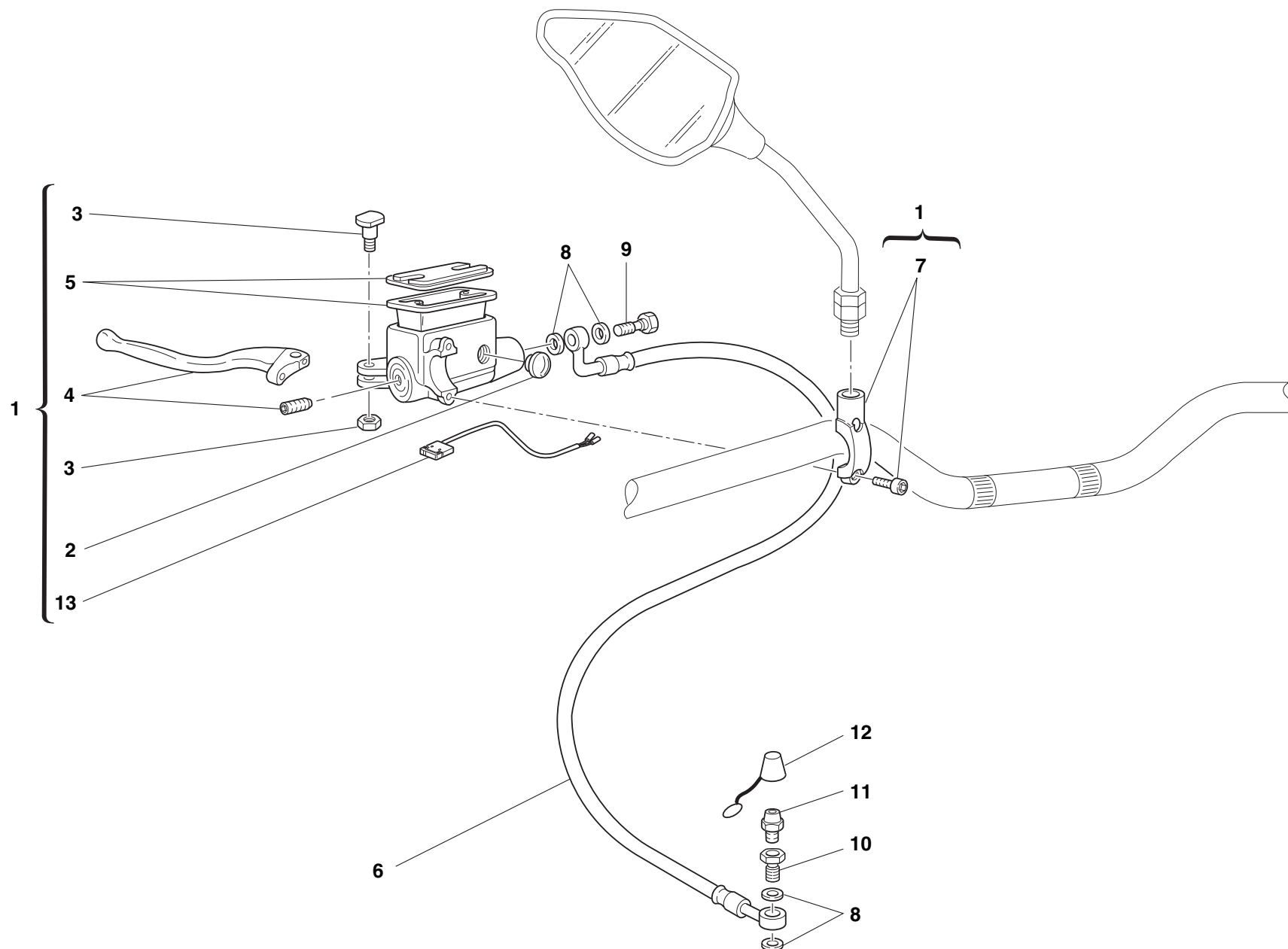
NOTES	N.	CODE NO.	DESCRIPTION	VALIDITY	Q.TY		NOTES	N.	CODE NO.	DESCRIPTION	VALIDITY	Q.TY	
	1	747.5.007.1A	Nut		2			26	656.1.063.1A	Throttle control transmission		1	
	2	779.1.099.1B	Special screw		2			27	8000.66774	Screw		2	
	3	342.1.031.1A	Steering head base		1			28	772.5.023.1A	Screw		2	
	4	852.1.103.1A	Washer		1			29	658.4.002.1B	Cover		1	
	5	930.1.004.1B	Seal ring		1			30	598.2.038.1A	Locks kit		1	
	6	702.4.004.1A	Bearing		1			31	657.1.021.1A	Choke transmission		1	
	7	771.5.727.8B	Screw		4								
	8	518.4.004.1B	Antenna		1								
	9	779.1.299.1A	Screw		2								
	10	772.1.045.1A	Screw		2								
	11	460.1.076.2A	Mudflap		1								
	12	703.1.013.1A	Ring nut		1								
	13	247.1.204.1A	Cover		1								
	14	651.4.011.1A	L.H. switch		1								
	15	656.2.012.1A	Grips pair		1								
	16	360.1.067.1A	Handlebar		1								
	17	771.5.431.8B	Screw		4								
	18	652.4.006.1C	Key-operated switch		1								
	19	866.1.058.1A	Rubber pad		1								
	20	654.2.019.1A	Throttle control		1								
	21	872.1.028.1A	Cap		2								
	22	771.5.725.8B	Screw		7								
	23	341.1.048.1A	Steering head		1								
	24	360.1.051.1B	Bracket		2								
	25	650.1.002.1A	R.H. switch		1								

CATALOGUE No:
ISSUED:**915.1.227.1C**
10 - 05CATALOGUE No:
ISSUED:**915.1.227.1C**
10 - 05

DRAWING

027

CLUTCH CONTROL



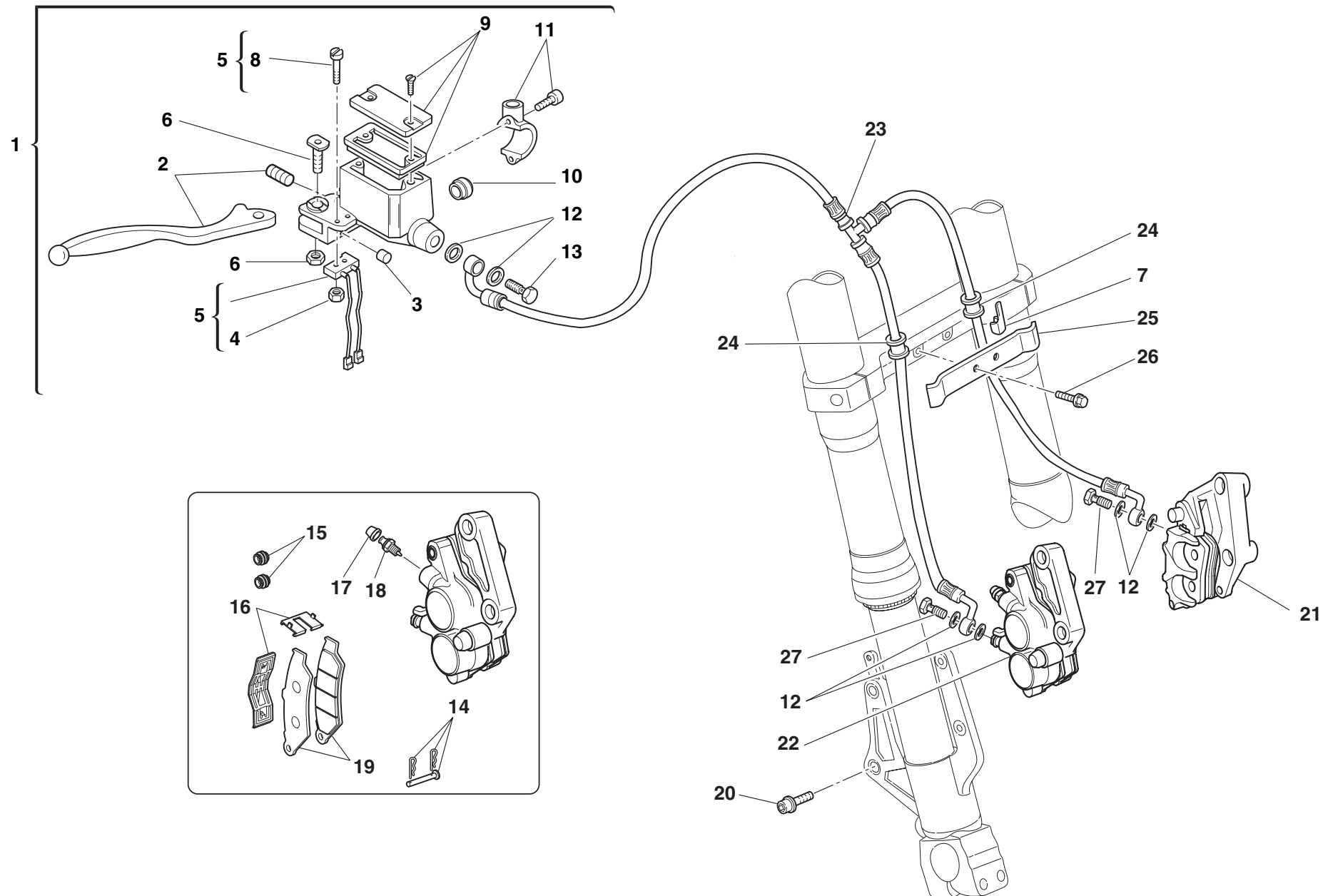
DRAWING **027** CLUTCH CONTROL

NOTES	N.	CODE NO.	DESCRIPTION	VALIDITY	Q.TY		NOTES	N.	CODE NO.	DESCRIPTION	VALIDITY	Q.TY	
	1	630.4.025.1A	Clutch drive pump		1								
	2	0000.49654	Spare inspection window		1								
	3	0000.46664	Spare lever pin		1								
	4	626.4.007.1C	Lever with dowel		1								
	5	0000.46665	Spare cap		1								
	6	632.1.027.1A	Clutch control pipe (METAL PLAIED)		1								
	7	626.4.029.1A	Spare bracket		1								
	8	420.2.001.0A	Gasket th.1		4								
	9	779.1.366.1AB	Special screw		1								
	10	779.1.397.1A	Filler		1								
	11	187.1.002.1A	Bleed		1								
	12	612.4.005.1A	Dust seal		1								
	13	539.4.034.1A	Microswitch		1								



DRAWING

028

FRONT BRAKE



DRAWING **028** FRONT BRAKE

NOTES	N.	CODE NO.	DESCRIPTION	VALIDITY	Q.TY		NOTES	N.	CODE NO.	DESCRIPTION	VALIDITY	Q.TY	
	1	624.4.035.1A	Front brake pump		1			26	772.5.037.1A	Screw		2	
	2	626.1.002.1A	Lever with dowel		1			27	779.1.366.1AB	Special screw		4	
	3	195.4.002.1A	Rubber pad		1								
	4	72465.0214	Nut		2								
	5	539.4.042.1A	Microswitch		1								
	6	0000.46664	Spare lever pin		1								
	7	829.1.141.1C	Fairlead		2								
	8	776.5.307.2A	Screw		2								
	9	893.4.009.1A	Spare cap		1								
	10	626.4.003.1A	Spare inspection window		1								
	11	626.4.023.1A	Spare bracket		1								
	12	420.2.001.0A	Gasket th.1		6								
	13	779.1.415.1A	Special screw		1								
	14	612.4.031.1A	Spare pins and spring		2								
	15	612.4.030.1A	Dust cover		4								
	16	612.4.029.1A	Spring with plate		2								
	17	612.4.008.1A	Dust seal		2								
	18	631.4.026.1A	Spare bleed union		2								
	19	613.4.072.1A	Pads pair		2								
	20	771.5.431.8B	Screw		4								
	21	610.4.075.1A	L.H. brake caliper		1								
	22	610.4.076.1A	R.H. brake caliper		1								
	23	618.4.068.1A	Front brake line		1								
	24	764.1.074.1A	Hose guide		2								
	25	830.1.286.1A	Plate		1								

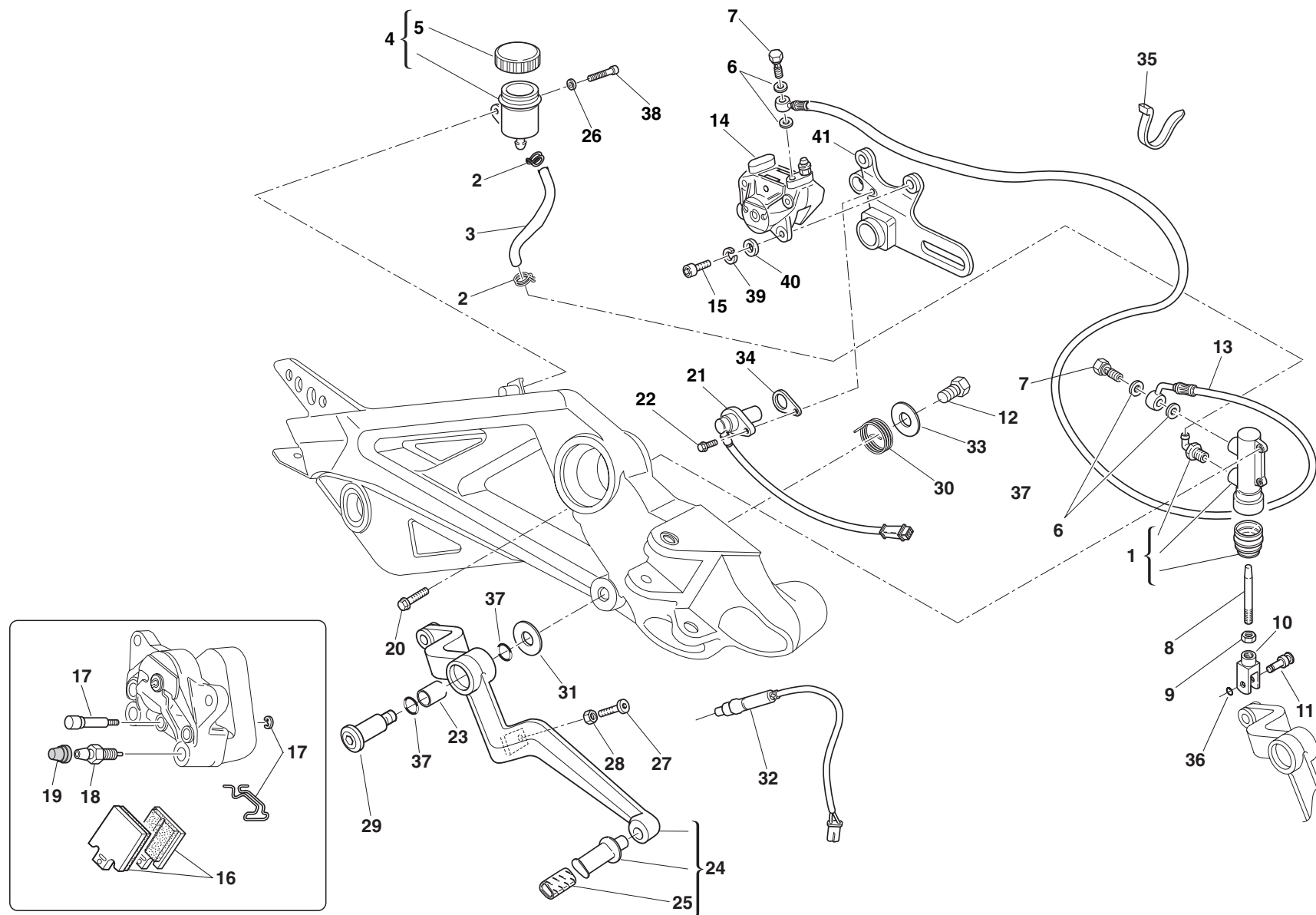
CATALOGUE No: **915.1.227.1C**
ISSUED: **10 - 05**

CATALOGUE No: **915.1.227.1C**
ISSUED: **10 - 05**

DRAWING



029

REAR BRAKE



DRAWING

029**REAR BRAKE**

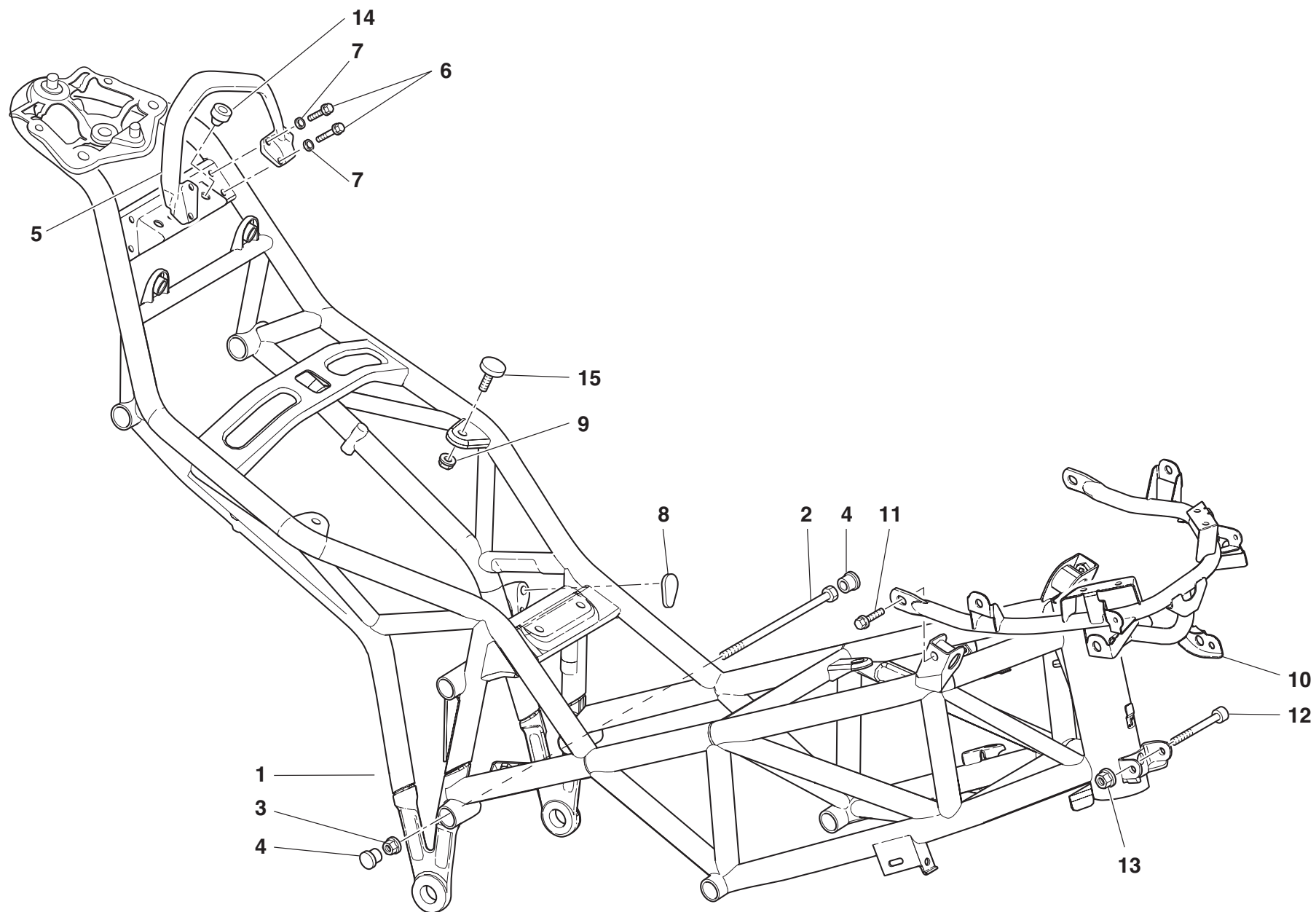
NOTES	N.	CODE NO.	DESCRIPTION	VALIDITY	Q.TY		NOTES	N.	CODE NO.	DESCRIPTION	VALIDITY	Q.TY	
	1	625.4.015.1A	Rear brake pump		1			26	734406N01	Washer		1	
	2	741.4.043.1A	Hose guide		2			27	779.1.237.1B	Adjusting screw		1	
	3	877.1.068.1A	Pipe		1			28	747.5.005.1B	Nut		1	
	4	585.4.001.1A	Complete oil tank		1			29	821.1.170.1A	Brake lever pin		1	
	5	893.4.005.1A	Cap		1			30	799.1.219.1A	Return spring		1	
	6	420.2.001.0A	Gasket th.1		4			31	852.1.151.1A	Washer		1	
	7	779.1.366.1AB	Special screw		2			32	539.4.003.1B	Switch		1	
	8	117.1.044.1A	Adjuster rod		1			33	852.1.196.1A	Washer		1	
	9	747.5.005.1B	Nut		1			34	713.1.192.1A	Spacer		1	
	10	184.1.005.1A	Fork		1			35	741.4.062.1A	Clamp		1	
	11	821.1.096.2A	Fork pin		1			36	884.5.016.1A	Circlip		1	
	12	772.1.051.1A	Screw		1			37	M230213	O-ring		2	
	13	619.4.032.1A	Rear brake line		1			38	773.5.062.8B	Screw		1	
	14	611.4.025.1A	Rear brake caliper		1			39	85350061A	Spring washer		2	
	15	771.5.725.8B	Screw		2			40	852.1.203.1A	Washer		2	
	16	613.4.073.1A	Pads pair		1			41	825.1.030.1A	Caliper holder plate		1	
	17	612.4.016.1A	Spare pins and spring		1								
	18	631.4.016.1A	Bleed		1								
	19	612.4.008.1A	Dust seal		1								
	20	772.5.031.1B	Screw		2								
	21	552.4.037.1A	Speed sensor		1								
	22	771.5.665.8B	Screw		1								
	23	712.1.034.1A	Bush		1								
	24	457.2.034.1A	Brake lever		1								
	25	764.1.011.2A	Rubber pad		1								

CATALOGUE No:
ISSUED:**915.1.227.1C**
10 - 05CATALOGUE No:
ISSUED:**915.1.227.1C**
10 - 05

DRAWING

030

FRAME



DRAWING

030**FRAME**

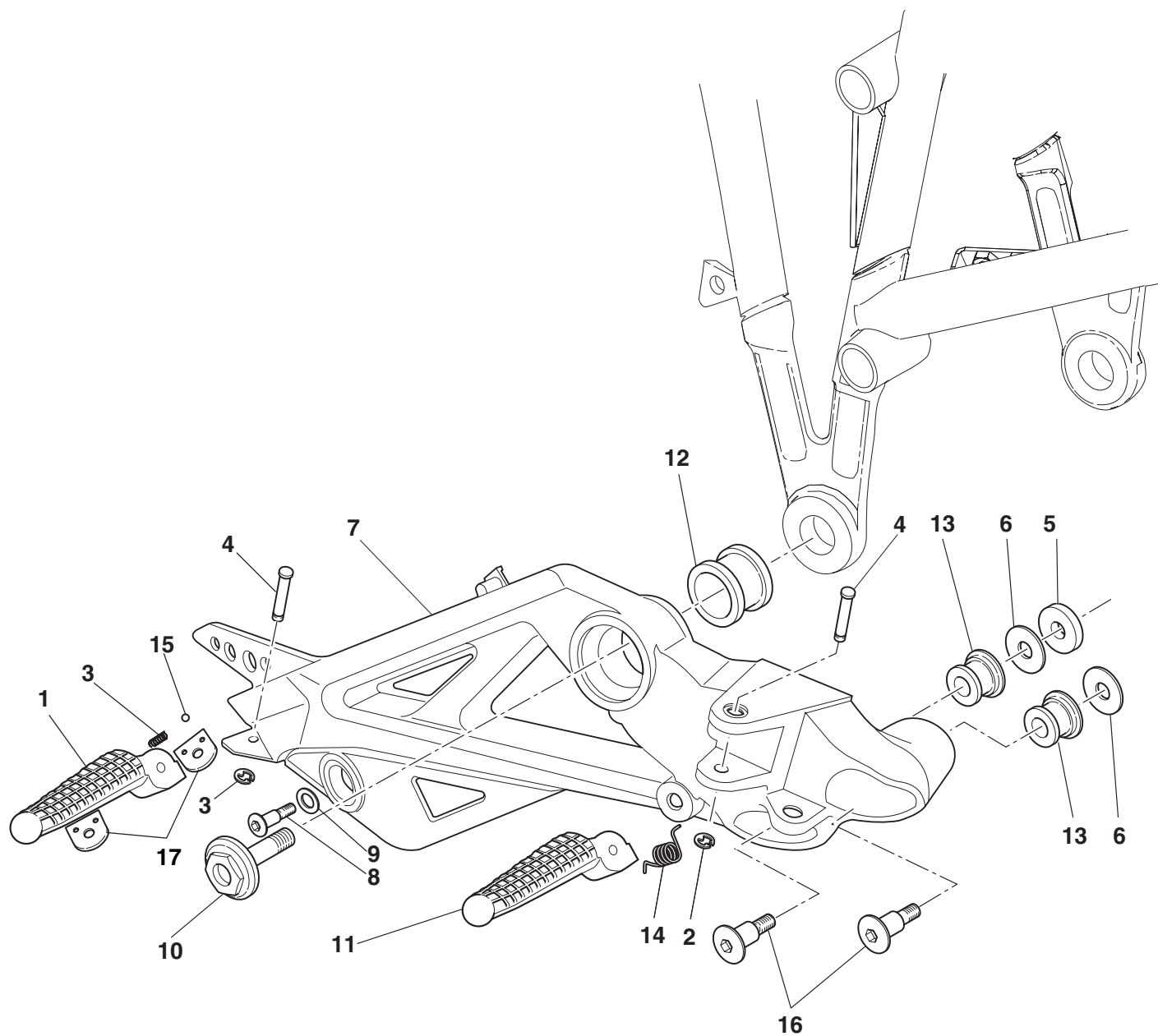
NOTES	N.	CODE NO.	DESCRIPTION	VALIDITY	Q.TY		NOTES	N.	CODE NO.	DESCRIPTION	VALIDITY	Q.TY	
	1	470.1.182.1AB	Frame (BLACK)		1								
	1	470.1.182.1AF	Frame (RED)		1								
	2	779.1.213.1A	Screw		2								
	3	748.4.002.1A	Nut		2								
	4	872.1.026.1A	Cap		5								
	5	806.1.020.1A	Pillion rider grip		1								
	6	772.5.033.1A	Screw		4								
	7	852.1.176.1A	Washer		4								
	8	872.1.045.1A	Cap		1								
	9	748.4.039.1A	Nut		4								
	10	470.1.079.1B	Fairing/headlight/radiator supporting subframe		1								
	11	772.5.008.1B	Screw		2								
	12	771.5.141.8B	Screw		1								
	13	749.4.006.1AB	Nut		1								
	14	866.1.061.1A	Pad		2								
	15	684.2.077.1A	Stud bolt		4								

CATALOGUE No:
ISSUED:**915.1.227.1C**
10 - 05CATALOGUE No:
ISSUED:**915.1.227.1C**
10 - 05

DRAWING

031

R.H. FOOT RESTS



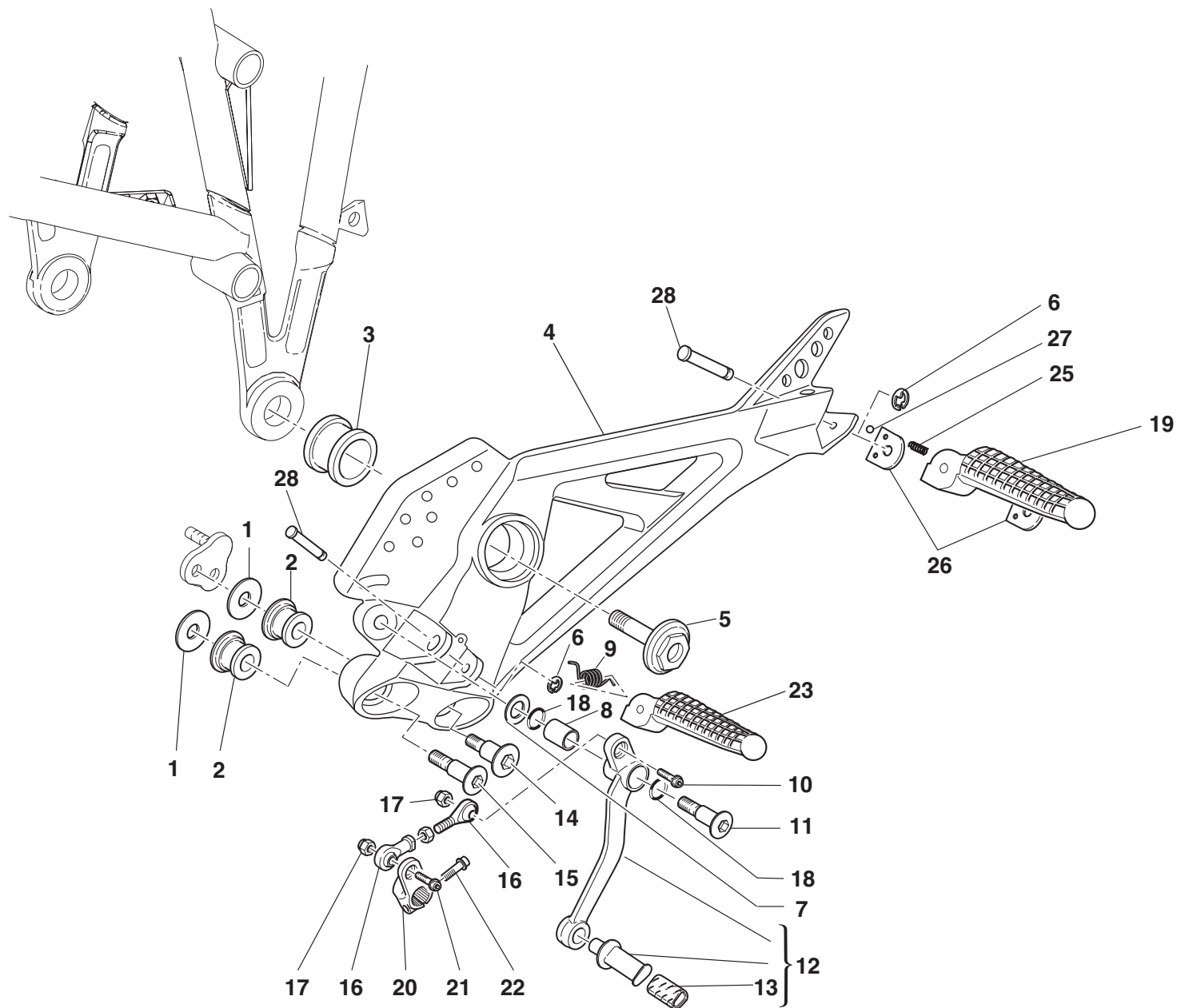
DRAWING **031** R.H. FOOT RESTS

NOTES	N.	CODE NO.	DESCRIPTION	VALIDITY	Q.TY		NOTES	N.	CODE NO.	DESCRIPTION	VALIDITY	Q.TY	
	1	8000.62562	R.H. foot peg		1								
	2	884.5.003.1A	Seeger		2								
	3	8000.62655	Spring		1								
	4	821.1.068.1B	Pin		2								
	5	852.1.179.1A	Washer		2								
	6	852.1.065.1B	Washer		2								
	7	824.1.097.1B	R.H. foot peg holder plate		1								
	8	772.1.050.1A	Screw		1								
	9	852.1.196.1A	Washer		1								
	10	779.1.305.1A	Special screw		1								
	11	8000.62562	R.H. foot peg		1								
	12	764.1.066.1A	Rubber pad		1								
	13	8000.60683	Vibration damper		2								
	14	8000.60700	Spring		1								
	15	847.4.002.1A	Ball		2								
	16	779.1.418.1A	Special screw		2								
	17	827.1.161.1B	Plate		2								

DRAWING



032

L.H. FOOT RESTS



DRAWING

032**L.H. FOOT RESTS**

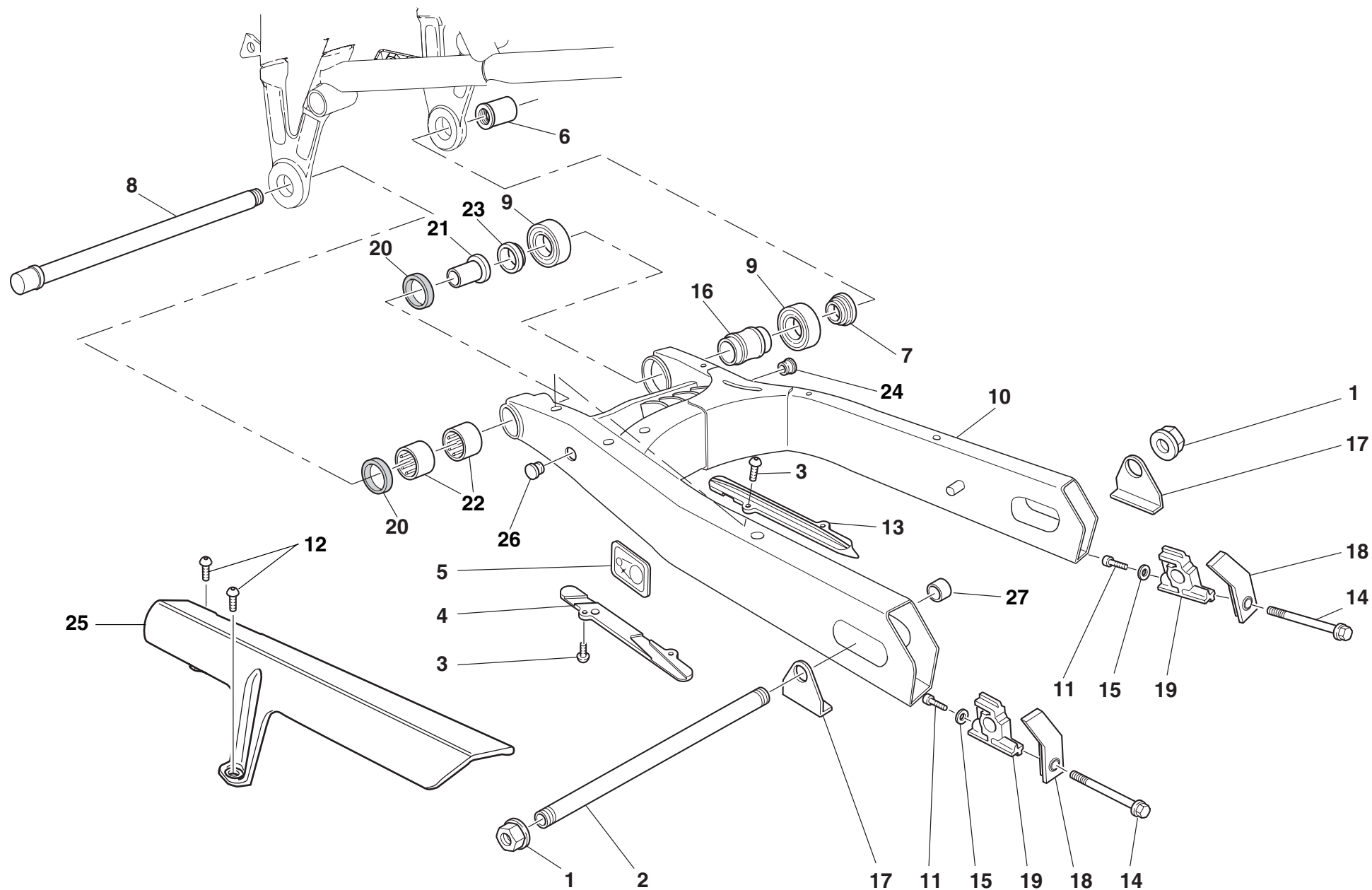
NOTES	N.	CODE NO.	DESCRIPTION	VALIDITY	Q.TY		NOTES	N.	CODE NO.	DESCRIPTION	VALIDITY	Q.TY	
	1	852.1.065.1B	Washer		2			27	847.4.002.1A	Ball		2	
	2	8000.60683	Vibration damper		2			28	821.1.068.1B	Pin		2	
	3	764.1.066.1A	Rubber pad		1								
	4	824.1.098.1B	L.H. foot peg holder plate		1								
	5	779.1.305.1A	Special screw		1								
	6	884.5.003.1A	Seeger		2								
	7	852.1.151.1A	Washer		1								
	8	712.1.034.1A	Bush		1								
	9	8000.60700	Spring		1								
	10	771.5.667.8B	Screw		1								
	11	821.1.170.1A	Brake lever pin		1								
	12	456.2.035.2A	Gearchange lever		1								
	13	764.1.011.2A	Rubber pad		1								
	14	779.1.418.1A	Special screw		1								
	15	779.1.206.1AB	Special screw		1								
	16	848.4.023.1A	Gearbox transmission rod		1								
	17	749.4.004.1A	Nut		1								
	18	0000.01199	O-ring		2								
	19	8000.62563	L.H. foot peg		1								
	20	456.1.038.1A	Gearchange control lever		1								
	21	771.5.668.8B	Screw		1								
	22	771.5.666.8B	Screw		1								
	23	8000.62563	L.H. foot peg		1								
	25	8000.62655	Spring		1								
	26	827.1.161.1B	Plate		2								

CATALOGUE No:
ISSUED:**915.1.227.1C**
10 - 05CATALOGUE No:
ISSUED:**915.1.227.1C**
10 - 05

DRAWING



033

REAR FORK



DRAWING

033**REAR FORK**

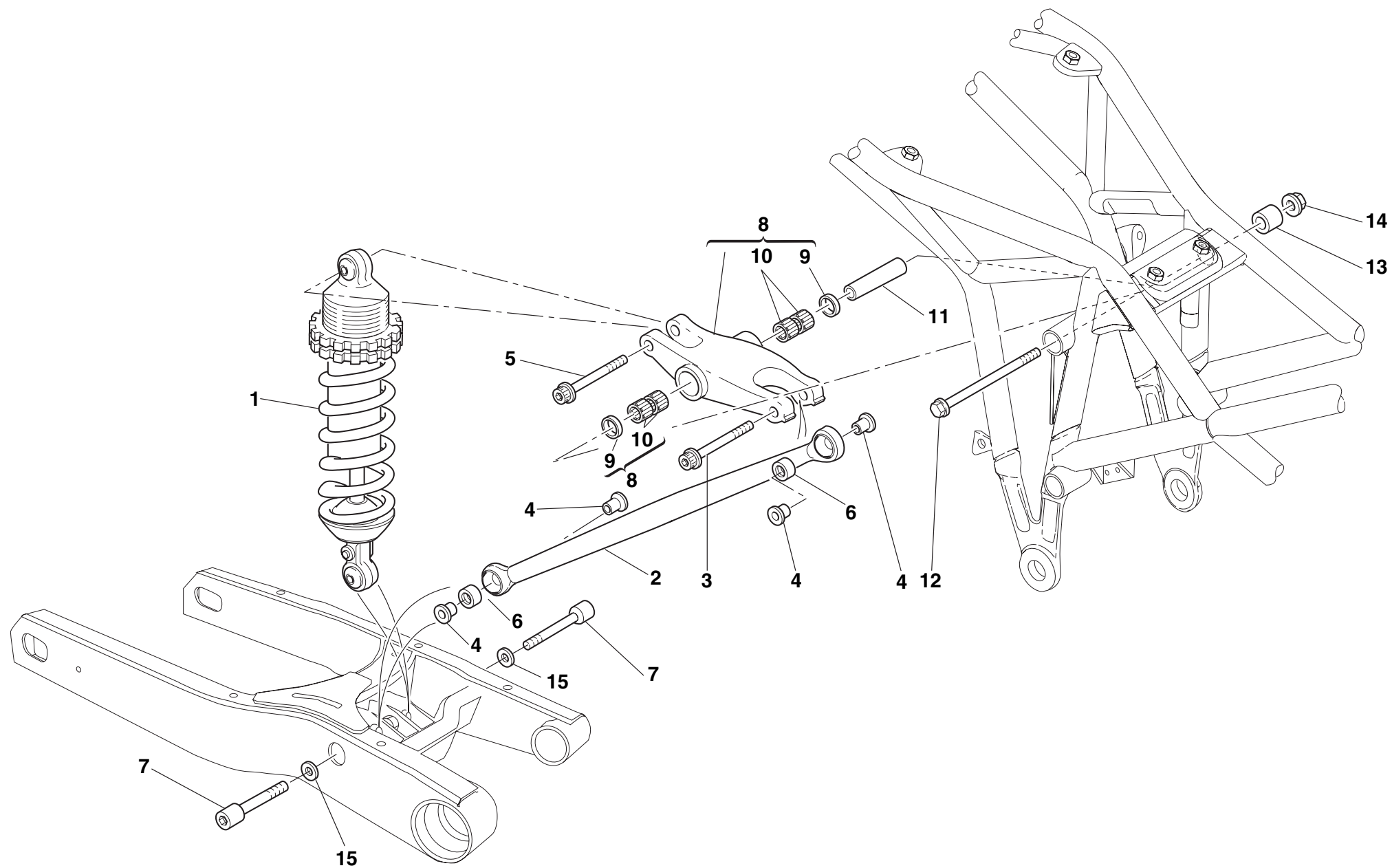
NOTES	N.	CODE NO.	DESCRIPTION	VALIDITY	Q.TY		NOTES	N.	CODE NO.	DESCRIPTION	VALIDITY	Q.TY	
	1	748.1.023.1B	Nut		2			26	872.1.026.1A	Cap		1	
	2	819.1.030.1A	Rear wheel pin		1			27	713.1.097.2B	Spacer		1	
	3	779.1.427.1A	Screw		4								
	4	447.1.031.2A	Lower chain sliding shoe		1								
	5	433.1.321.1A	Chain adjustment sticker		1								
	6	750.1.116.1A	Special nut		1								
	7	712.1.029.1A	R.H. spacer		1								
	8	369.1.011.1A	Swingarm pivot		1								
	9	702.5.045.1A	Bearing		2								
	10	370.1.071.2B	Rear fork		1								
	11	771.5.004.8B	Screw		2								
	12	779.1.440.2A	Screw		2								
	13	447.1.030.2A	Upper chain sliding shoe		1								
	14	779.1.037.1B	Screw		2								
	15	852.1.079.1B	Washer		2								
	16	713.1.187.1A	Spacer		1								
	17	373.1.029.1C	Plate		2								
	18	373.1.023.1B	Cover		2								
	19	373.1.028.1B	Sliding shoe		2								
	20	930.5.012.1A	Seal ring		2								
	21	710.1.109.1A	Bush		1								
	22	701.4.017.1A	Needle bearing		2								
	23	712.1.031.1A	L.H. spacer		1								
	24	872.1.019.1A	Cap		1								
	25	565.1.033.1B	Mudflap		1								

CATALOGUE No:
ISSUED:**915.1.227.1C**
10 - 05CATALOGUE No:
ISSUED:**915.1.227.1C**
10 - 05

DRAWING



034

REAR SUSPENSION



DRAWING

034**REAR SUSPENSION**

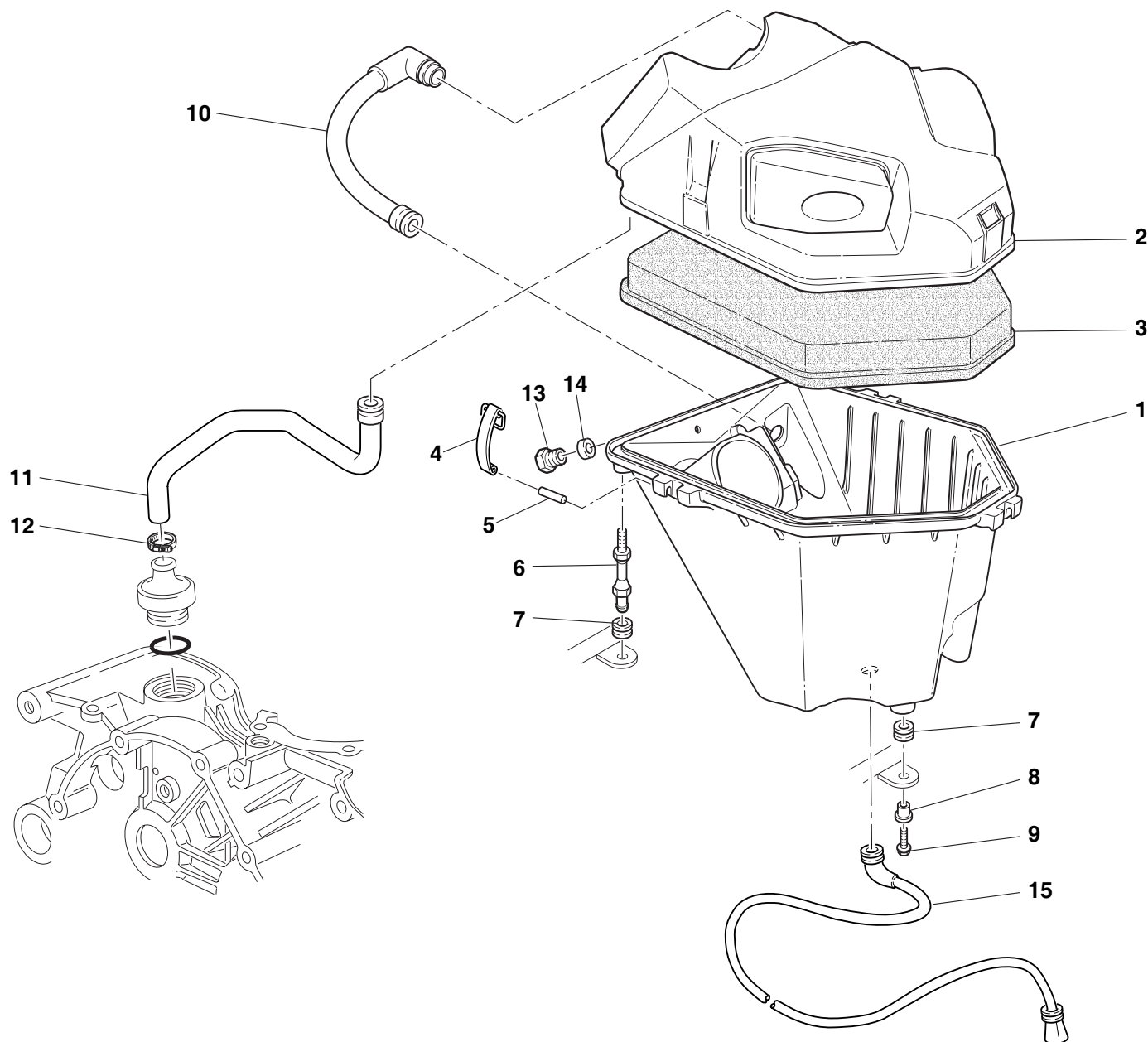
NOTES	N.	CODE NO.	DESCRIPTION	VALIDITY	Q.TY		NOTES	N.	CODE NO.	DESCRIPTION	VALIDITY	Q.TY	
	1	365.2.059.1A	Shock absorber		1								
	2	875.1.203.1A	Tie rod		1								
	3	771.5.937.8B	Screw		1								
	4	710.1.025.1A	Bush		4								
	5	771.5.938.8B	Screw		1								
	6	848.4.011.1A	Ball joint		2								
	7	771.5.158.8B	Screw		2								
	8	372.2.016.1A	Rocker assembly		1								
	9	93781.1824	Seal ring		2								
	10	701.4.006.1A	Needle bearing		4								
	11	715.1.005.1A	Spacer		1								
	12	771.1.031.1A	Screw		1								
	13	713.1.238.1A	Spacer		1								
	14	748.4.037.1AB	Nut		1								
	15	852.1.158.1A	Washer		2								

CATALOGUE No:
ISSUED:**915.1.227.1C**
10 - 05CATALOGUE No:
ISSUED:**915.1.227.1C**
10 - 05

DRAWING


035

AIR INDUCTIO AND OIL VENT



DRAWING

035**AIR INDUCTIO AND OIL VENT**

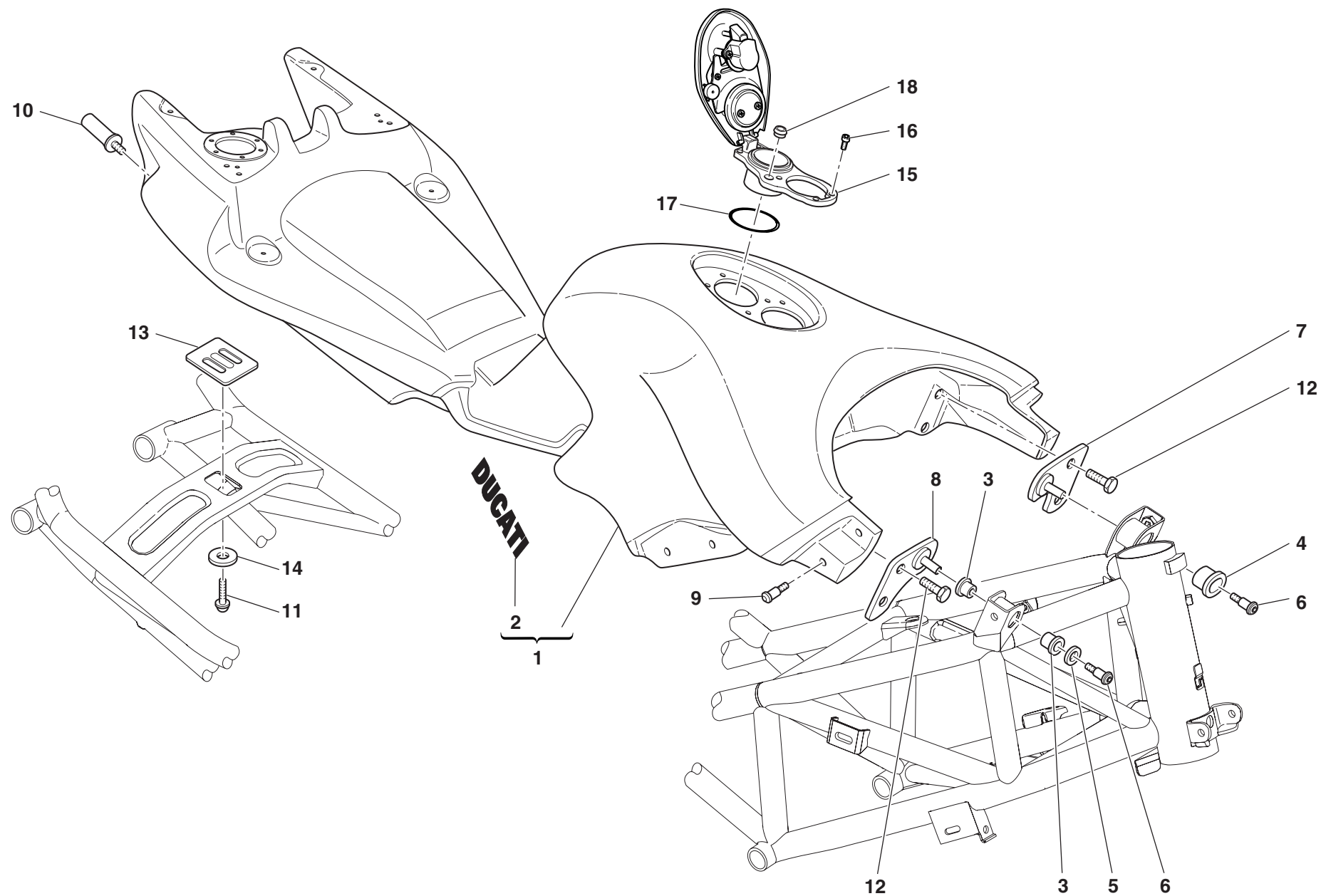
NOTES	N.	CODE NO.	DESCRIPTION	VALIDITY	Q.TY		NOTES	N.	CODE NO.	DESCRIPTION	VALIDITY	Q.TY	
	1	442.2.083.1A	Lower filter box		1								
	2	246.2.077.1A	Filter case cover		1								
	3	426.1.013.1A	Air filter		1								
	4	760.1.003.1B	Hook		3								
	5	74223.1045	Spring pin		3								
	6	684.1.059.1A	Stud bolt		2								
	7	8000.18048	Rubber pad		3								
	8	716.1.022.1B	Spacer		1								
	9	772.5.031.1B	Screw		1								
	10	876.1.087.1A	Oil reservoir-airbox hose		1								
	11	876.1.088.1A	Oil reservoir-engine pipe		1								
	12	741.4.002.1A	Hose guide		1								
	13	873.1.060.1A	Breather plug		1								
	14	420.2.001.0A	Gasket th.1		1								
	15	877.2.005.1A	Pipe		1								

CATALOGUE No:
ISSUED:**915.1.227.1C**
10 - 05CATALOGUE No:
ISSUED:**915.1.227.1C**
10 - 05

DRAWING


036

FUEL TANK



DRAWING

036**FUEL TANK**

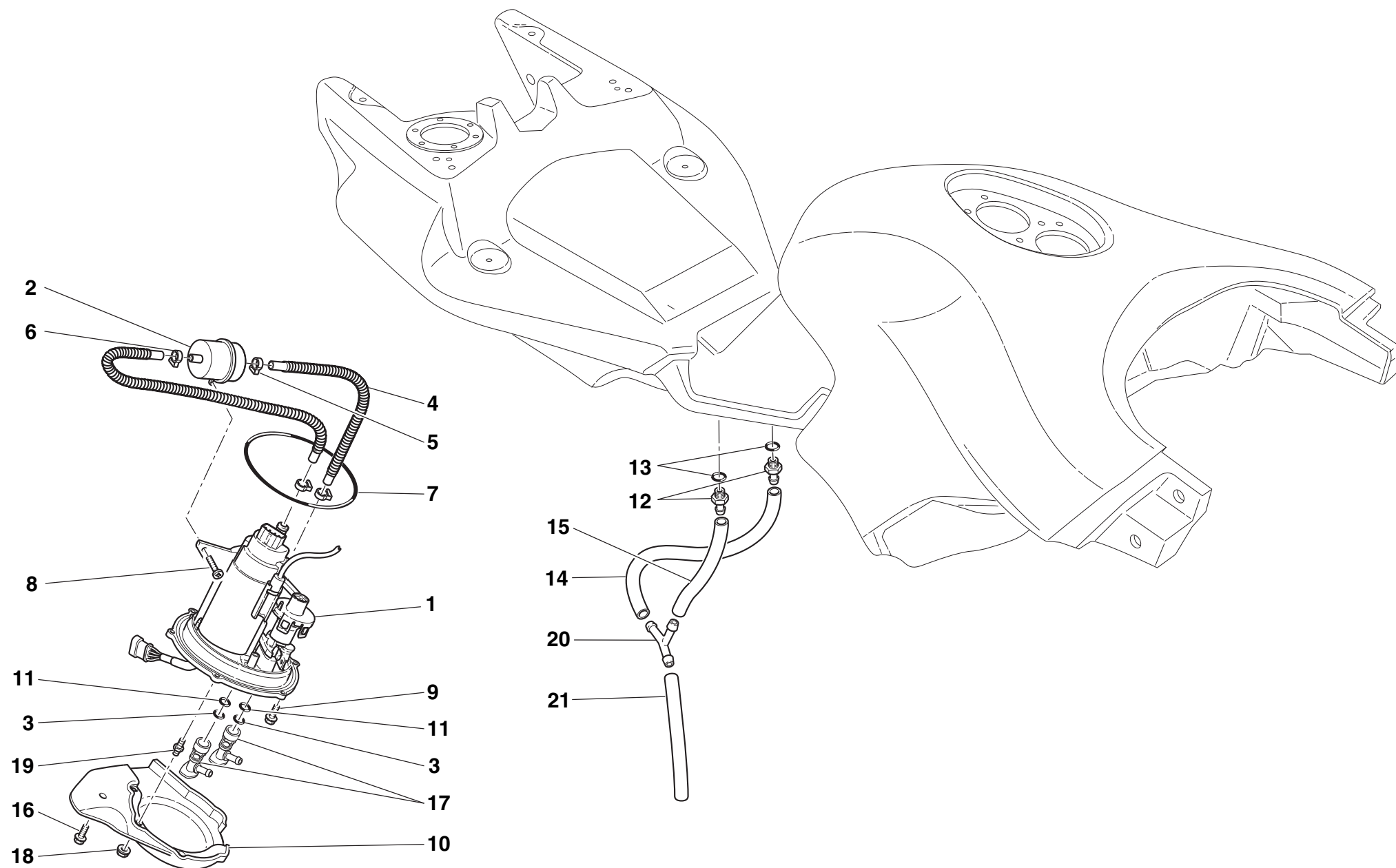
NOTES	N.	CODE NO.	DESCRIPTION	VALIDITY	Q.TY		NOTES	N.	CODE NO.	DESCRIPTION	VALIDITY	Q.TY	
	1	586.1.062.1BA	Fuel tank (RED)		1								
	1	586.1.062.1BB	Fuel tank (YELLOW)		1								
	1	586.1.062.1BE	Fuel tank (SILVER)		1								
	1	586.1.062.1BT	Fuel tank (BLACK)		1								
	1	586.1.062.1BW	Fuel tank (TANGERINE RED)		1								
	2	435.1.115.1A	Sticker "DUCATI" (RED)		2								
	2	435.1.115.1AB	Sticker "DUCATI" (SILVER)		2								
	2	435.1.115.1AC	Sticker "DUCATI" (BLACK)		2								
	3	764.1.057.1A	RH front rubber element		2								
	4	764.1.058.1A	LH front rubber element		1								
	5	852.1.169.1A	Washer		1								
	6	779.1.341.1A	Special screw		2								
	7	830.1.279.1A	L.H. bracket		1								
	8	830.1.280.1A	R.H. bracket		1								
	9	832.1.033.1B	Pin		8								
	10	832.1.028.1A	Pin		2								
	11	779.1.326.1A	Screw		1								
	12	772.1.050.1A	Screw		4								
	13	866.1.047.1A	Pad		1								
	14	852.1.065.1B	Washer		1								
	15	895.2.001.1A	Tank cap		1								
	16	775.1.017.1A	Screw		6								
	17	886.4.055.1A	O-ring		1								
	18	791.1.012.1A	Gasket		1								

CATALOGUE No:
ISSUED:**915.1.227.1C**
10 - 05CATALOGUE No:
ISSUED:**915.1.227.1C**
10 - 05

DRAWING


037

FUEL SYSTEM



DRAWING

037**FUEL SYSTEM**

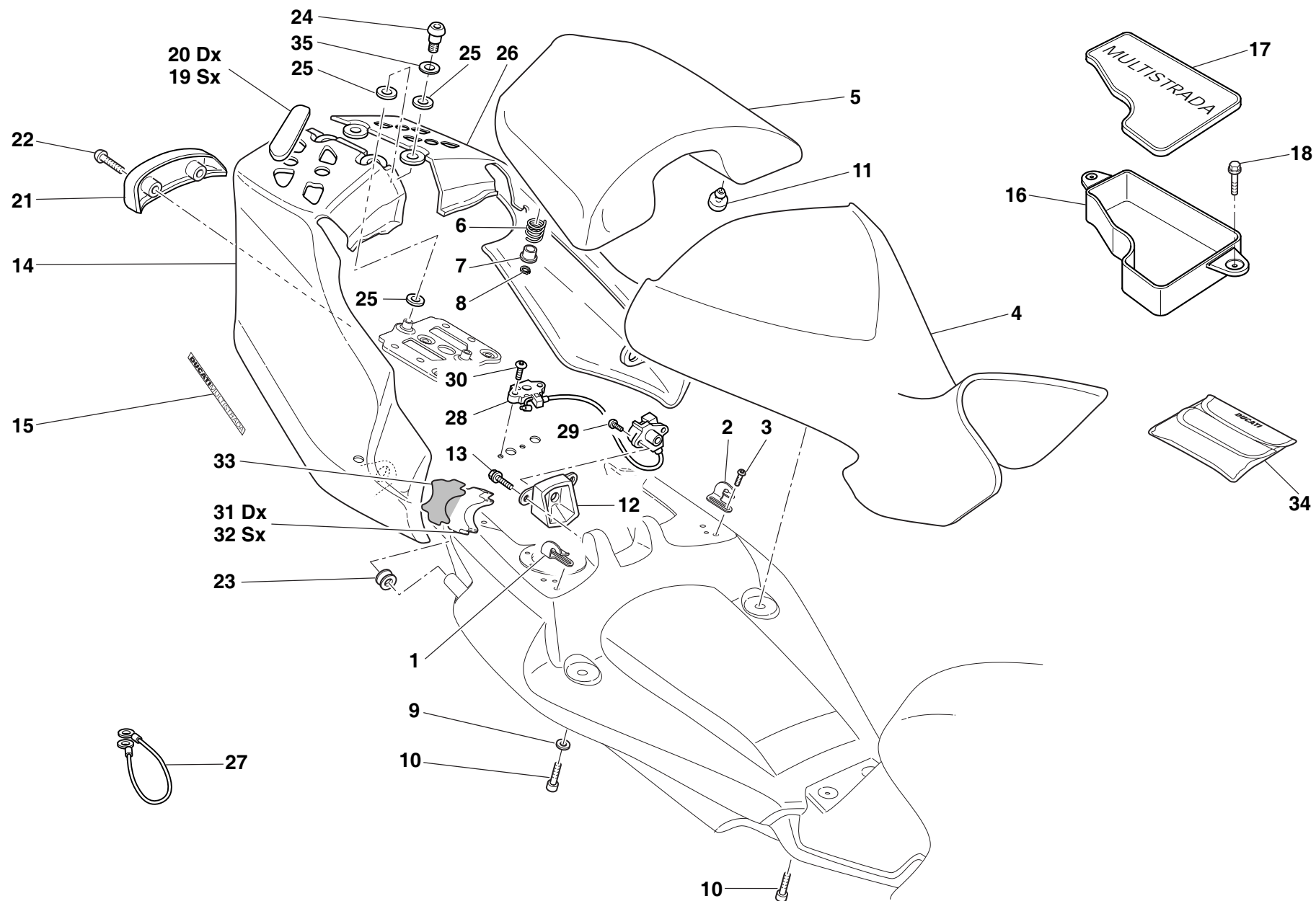
NOTES	N.	CODE NO.	DESCRIPTION	VALIDITY	Q.TY		NOTES	N.	CODE NO.	DESCRIPTION	VALIDITY	Q.TY	
	1	160.2.248.1A	Flange		1								
	2	425.4.010.1A	Filter		1								
	3	886.4.073.1A	O-ring		2								
	4	590.1.195.1A	Pipe		1								
	5	741.4.092.1A	Collar		1								
	6	741.4.093.1A	Collar		3								
	7	886.4.049.1A	O-ring		1								
	8	774.5.006.1A	Self-tapping screw		1								
	9	772.5.029.1A	Screw		4								
	10	247.1.213.1C	Cover		1								
	11	886.4.072.1A	O-ring		2								
	12	850.1.006.1A	Union		2								
	13	886.1.013.1A	Gasket		2								
	14	590.1.240.1A	Breather pipe		1								
	15	590.1.241.1A	Pipe		1								
	16	772.1.050.1A	Screw		1								
	17	814.4.010.1A	Quick-coupling union		2								
	18	748.4.100.1AB	Nut		2								
	19	779.1.351.1A	Special screw		2								
	20	616.1.002.1A	Union		1								
	21	590.1.247.1A	Pipe		1								

CATALOGUE No:
ISSUED:**915.1.227.1C**
10 - 05CATALOGUE No:
ISSUED:**915.1.227.1C**
10 - 05

DRAWING



038

SEAT



DRAWING

038**SEAT**

NOTES	N.	CODE NO.	DESCRIPTION	VALIDITY	Q.TY		NOTES	N.	CODE NO.	DESCRIPTION	VALIDITY	Q.TY	
	1	827.1.308.1A	R.H. plate		1			22	775.1.008.3A	Screw		2	
	2	827.1.309.1A	L.H. plate		1			23	764.1.075.1A	Rubber pad		2	
	3	775.1.031.1B	Screw		4			24	779.1.292.2A	Screw		2	
	4	595.1.060.1D	Rider seat		1			25	856.1.089.1A	Washer		6	
	5	595.1.062.1D	Pillion rider seat		1			26	482.1.112.2AA	L.H. body panel (RED)		1	
	6	799.1.175.1A	Spring		1			26	482.1.112.2AB	L.H. body panel (YELLOW)		1	
	7	841.1.037.1A	Retainer		1			26	482.1.112.2AM	L.H. body panel (METALLIC DARK GREY)		1	
	8	884.4.025.1A	Circlip		1			26	482.1.112.2AT	L.H. body panel (BLACK)		1	
	9	852.1.172.1A	Washer		2			26	482.1.112.2AW	L.H. body panel (TANGERINE RED)		1	
	10	771.5.064.8B	Screw		4			27	732.1.020.1A	Helmet anti-theft wire		1	
	11	866.1.061.1A	Pad		2			28	598.1.001.1A	Seat lock		1	
	12	247.1.216.1A	Cover		1			29	775.1.019.1A	Screw		2	
	13	772.5.032.1A	Screw		2			30	775.1.021.1A	Screw		2	
	14	482.1.111.2AA	R.H. body panel (RED)		1			31	866.1.048.2A	Stop buffer		1	
	14	482.1.111.2AB	R.H. body panel (YELLOW)		1			32	866.1.049.2A	Stop buffer		1	
	14	482.1.111.2AM	R.H. body panel (METALLIC DARK GREY)		1			33	926.1.004.2A	Biadhesive tape		2	
	14	482.1.111.2AT	R.H. body panel (BLACK)		1			34	697.2.017.1A	Tool bag		1	
	14	482.1.111.2AW	R.H. body panel (TANGERINE RED)		1			35	852.1.186.1A	Washer		1	
	15	436.1.142.1A	Sticker "DUCATIMULTISTRADA"		2								
	16	559.1.007.1A	Compartment		1								
	17	247.1.272.1A	Compartment cover		1								
	18	772.1.047.1A	Screw		2								
	19	872.1.044.1A	L.H. cap		2								
	20	872.1.043.1A	R.H. cap		2								
	21	247.1.221.1A	Cover		1								

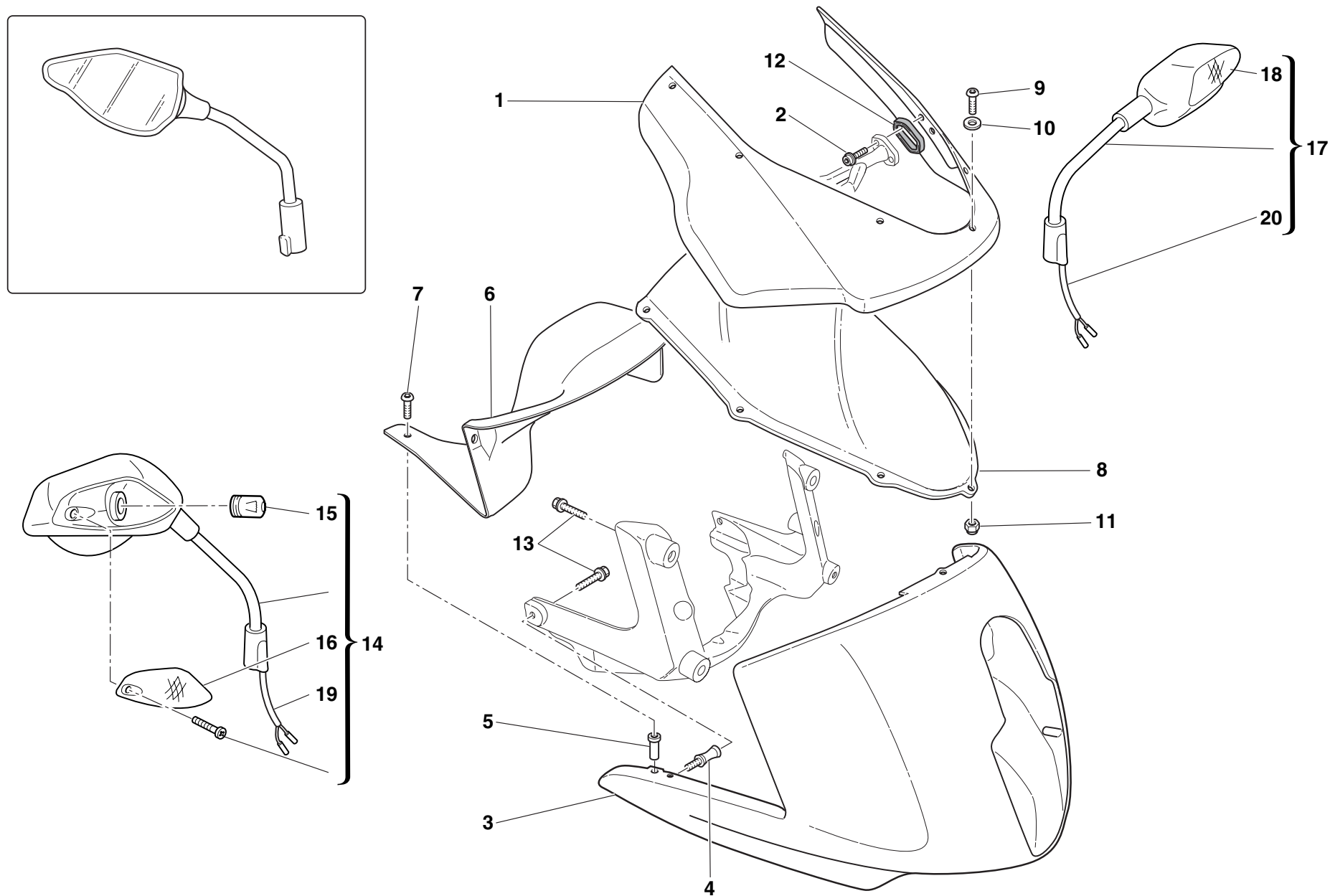
CATALOGUE No: **915.1.227.1C**
ISSUED: **10 - 05**

CATALOGUE No: **915.1.227.1C**
ISSUED: **10 - 05**

DRAWING



039

HEADLIGHT FAIRING



DRAWING

039**HEADLIGHT FAIRING**

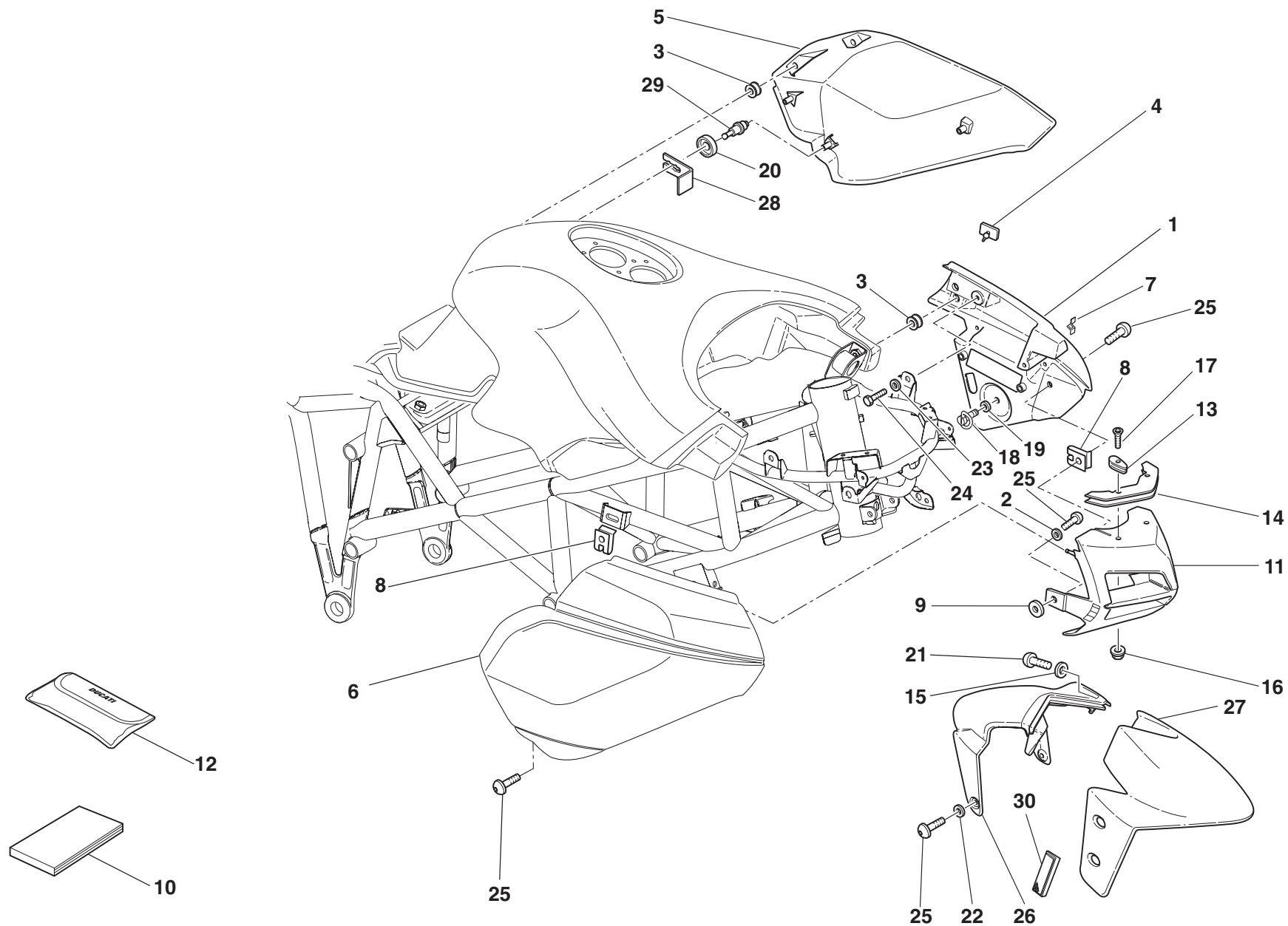
NOTES	N.	CODE NO.	DESCRIPTION	VALIDITY	Q.TY		NOTES	N.	CODE NO.	DESCRIPTION	VALIDITY	Q.TY	
	1	481.1.028.1AA	Mobile headlight fairing (RED)		1			16	523.4.006.1A	RH turn signal lens		1	
	1	481.1.028.1AB	Mobile headlight fairing (YELLOW)		1			17	523.2.014.1C	LH mirror - turn indicator		1	
	1	481.1.028.1AM	Mobile headlight fairing (METALLIC DARK GREY)		1			18	523.4.007.1A	LH turn signal lens		1	
	1	481.1.028.1AT	Mobile headlight fairing (BLACK)		1			19	510.1.294.1A	RH side wiring		1	
	1	481.1.028.1AW	Mobile headlight fairing (TANGERINE RED)		1			20	510.1.295.1A	LH side wiring		1	
	1	481.3.028.1A	Mobile headlight fairing (not painted)		1								
	2	779.5.046.1B	Screw		4								
	3	481.1.029.1AA	Fixed headlight fairing (RED)		1								
	3	481.1.029.1AB	Fixed headlight fairing (YELLOW)		1								
	3	481.1.029.1AM	Fixed headlight fairing (METALLIC DARK GREY)		1								
	3	481.1.029.1AT	Fixed headlight fairing (BLACK)		1								
	3	481.1.029.1AW	Fixed headlight fairing (TANGERINE RED)		1								
	3	481.3.029.1A	Fixed headlight fairing (not painted)		1								
	4	684.1.067.1A	Stud bolt		2								
	5	850.4.082.1A	Insert		6								
	6	460.1.156.1A	Headlight fairing cover		1								
	7	779.1.050.1A	Screw		6								
	8	487.1.031.2A	Windshield		1								
	9	775.1.007.1AB	Special screw		7								
	10	852.1.024.1A	Nylon washer		7								
	11	750.1.028.1A	Nut		7								
	12	788.1.080.1A	Gasket		2								
	13	772.1.050.1A	Screw		6								
	14	523.2.013.1C	RH mirror - turn indicator		1								
	15	390.4.010.1A	Bulb		2								

CATALOGUE No:
ISSUED:**915.1.227.1C**
10 - 05CATALOGUE No:
ISSUED:**915.1.227.1C**
10 - 05

DRAWING



039a

FAIRING



DRAWING

039a**FAIRING**

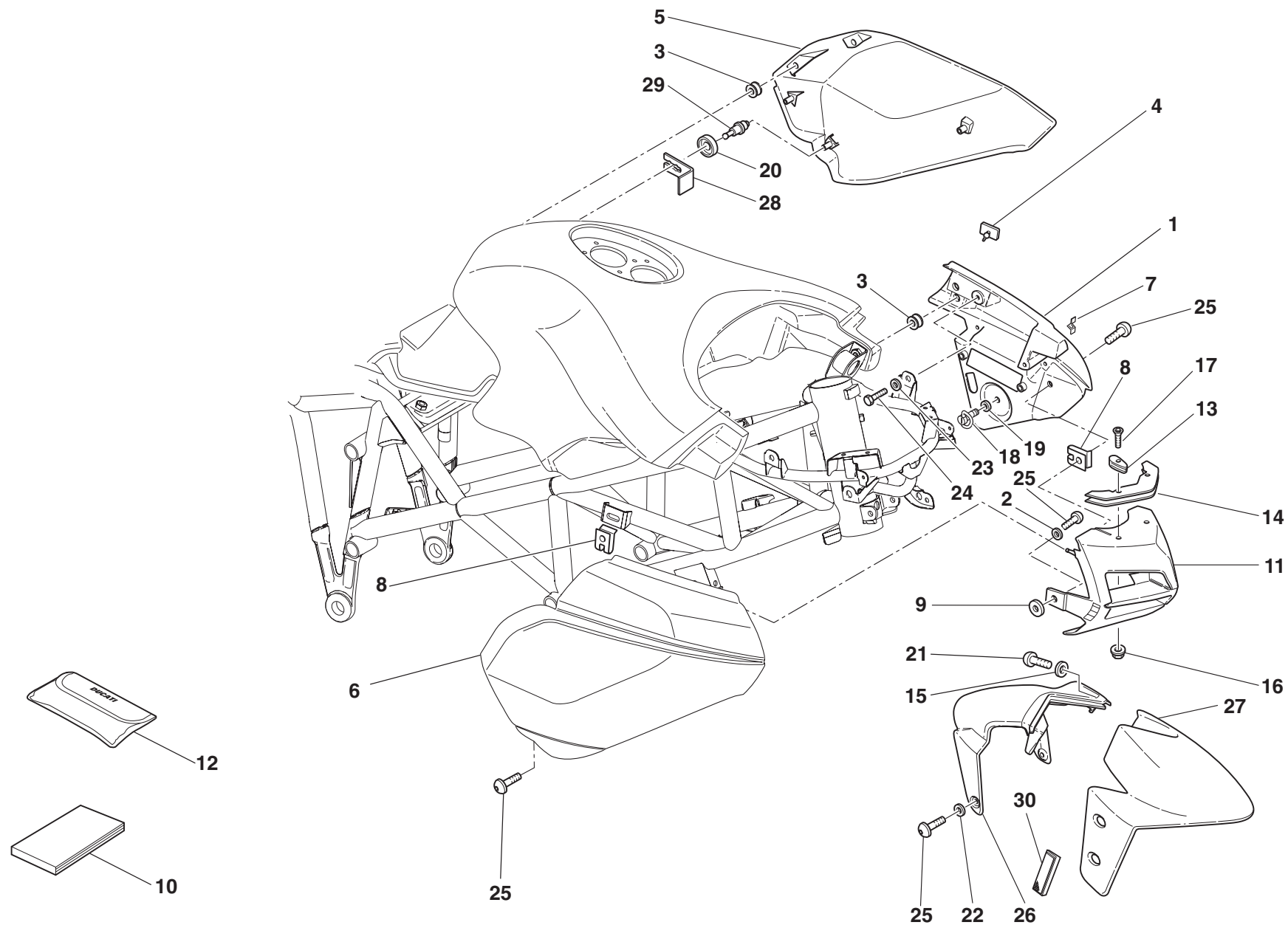
NOTES	N.	CODE NO.	DESCRIPTION	VALIDITY	Q.TY		NOTES	N.	CODE NO.	DESCRIPTION	VALIDITY	Q.TY	
													
	1	480.1.171.1BE	L.H. upper half-fairing (SILVER)		1			11	484.1.047.1AA	Air manifold (RED)		1	
	1	480.1.171.1CA	L.H. upper half-fairing (RED)		1			11	484.1.047.1AB	Air manifold (YELLOW)		1	
	1	480.1.171.1CB	L.H. upper half-fairing (YELLOW)		1			11	484.1.047.1AE	Air manifold (GREY)		1	
	1	480.1.171.1CT	L.H. upper half-fairing (BLACK)		1			11	484.1.047.1AT	Air manifold (BLACK)		1	
	1	480.1.171.1CW	L.H. upper half-fairing (TANGERINE RED)		1			11	484.1.047.1AW	Air manifold (TANGERINE RED)		1	
	1	480.3.171.1A	L.H. upper half-fairing (unpainted)		1			11	484.3.047.1A	Air manifold (unpainted)		1	
	2	852.1.191.1A	Washer		1			12	69720191A	Owner's manual bag		1	
	3	764.1.084.1A	Vibration damper pad		8			13	808.1.056.1A	Clamp		2	
	4	866.1.036.1A	Rubber pad		2			14	827.1.300.1A	Plate		2	
	5	480.1.173.1AT	L.H. lower half-fairing (BLACK)		1			15	0000.63161	Washer		3	
	5	480.1.173.1BA	L.H. lower half-fairing (RED)		1			16	748.1.036.1A	Nut		2	
	5	480.1.173.1BB	L.H. lower half-fairing (YELLOW)		1			17	777.5.056.8C	Screw		2	
	5	480.1.173.1BE	L.H. lower half-fairing (SILVER)		1			18	850.5.001.1A	Pin		1	
	5	480.1.173.1BW	L.H. lower half-fairing (TANGERINE RED)		1			19	856.5.001.1A	Spring washer		1	
	5	480.3.173.1A	L.H. lower half-fairing (unpainted)		1			20	764.1.073.1A	Rubber pad		1	
	6	480.1.170.1BE	RH Fairing (ARGENTO)		1			21	775.1.033.1A	Screw		3	
	6	480.1.170.1CA	RH Fairing (RED)		1			22	852.1.156.1A	Spring washer		6	
	6	480.1.170.1CB	RH Fairing (YELLOW)		1			23	852.1.167.1A	Washer		4	
	6	480.1.170.1CT	RH Fairing (BLACK)		1			24	772.1.050.1A	Screw		6	
	6	480.1.170.1CW	RH Fairing (TANGERINE RED)		1			25	775.1.008.1B	Screw		6	
	6	480.3.170.1B	RH Fairing (unpainted)		1			26	564.1.047.1A	Front mudguard half – rear end		1	
	7	799.4.006.1A	Spring		2			27	564.1.044.1AA	Front mudguard half (RED)		1	
	8	850.4.063.1A	Quick fastening		3			27	564.1.044.1AB	Front mudguard half (YELLOW)		1	
	9	852.5.003.1B	Washer		1			27	564.1.044.1AE	Front mudguard half (SILVER)		1	
	10	913.7.105.1A	Owner's manual		1			27	564.1.044.1AT	Front mudguard half (BLACK)		1	

CATALOGUE No:
ISSUED:**915.1.227.1C**
10 - 05CATALOGUE No:
ISSUED:**915.1.227.1C**
10 - 05

DRAWING

039a



FAIRING



DRAWING

039a

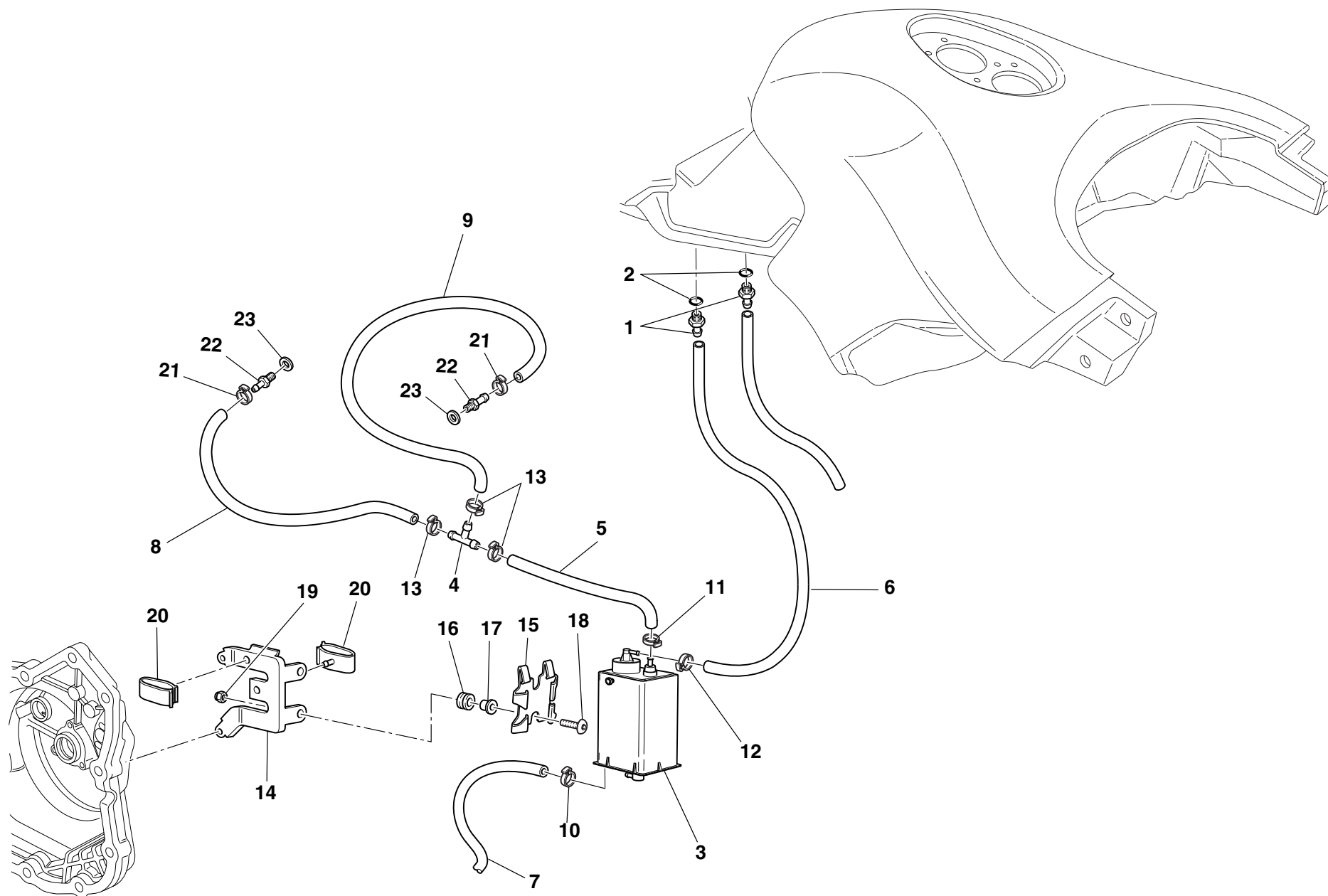
FAIRING

NOTES	N.	CODE NO.	DESCRIPTION	VALIDITY	Q.TY		NOTES	N.	CODE NO.	DESCRIPTION	VALIDITY	Q.TY	
	27	564.1.044.1AW	Front mudguard half (TANGERINE RED)		1								
	28	799.1.190.1A	Spring		1								
	29	821.1.191.1A	Pin		1								
	30	529.1.001.1A	Cat's eye		2								

DRAWING



040

CANISTER FILTER



DRAWING

040**CANISTER FILTER**

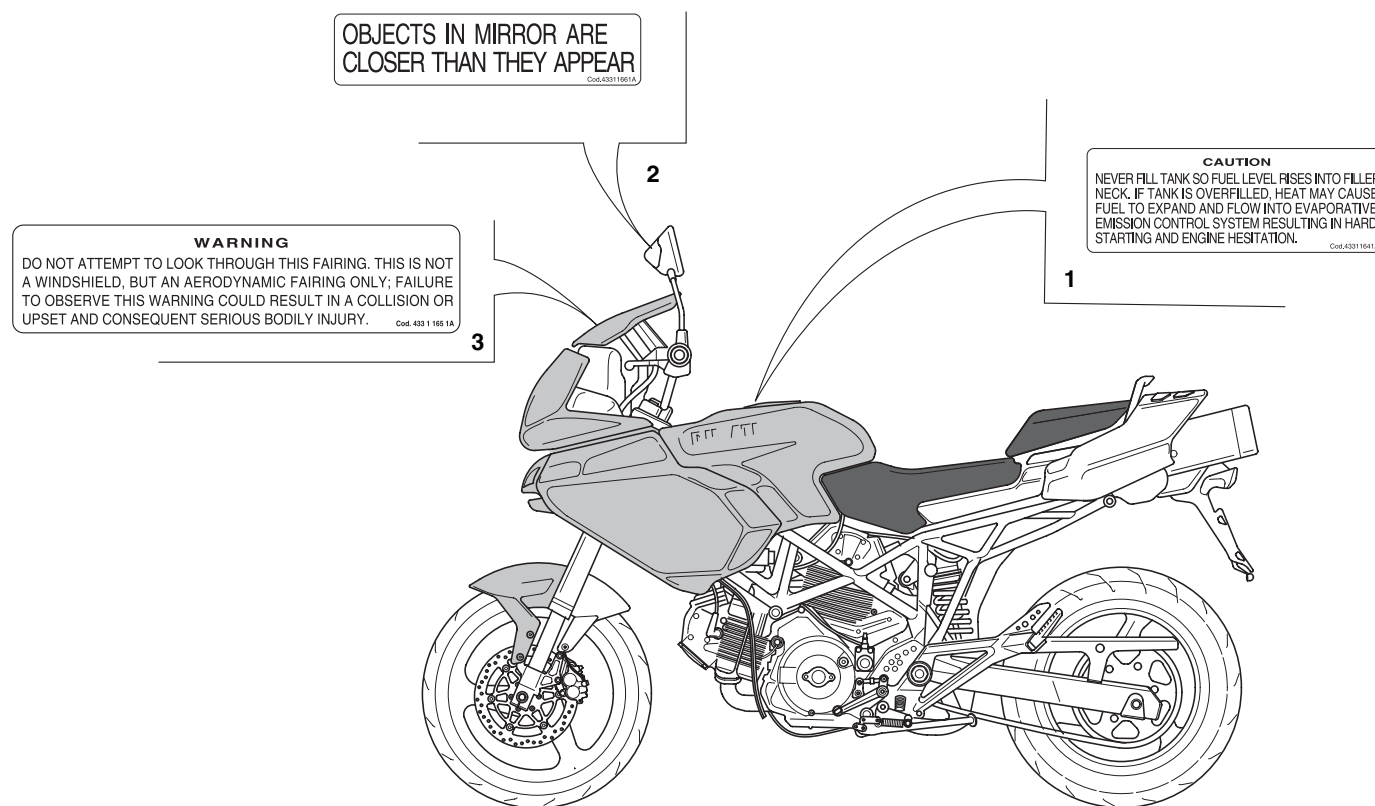
NOTES	N.	CODE NO.	DESCRIPTION	VALIDITY	Q.TY		NOTES	N.	CODE NO.	DESCRIPTION	VALIDITY	Q.TY	
	1	814.1.179.1A	Union		2								
	2	886.1.013.1A	Gasket		2								
	3	426.1.007.1B	Canister filter		1								
	4	0361.98.850	Shunt valve		1								
	5	590.1.250.1A	Union/filter pipe		1								
	6	590.1.254.1A	Filter/fuel tank outlet pipe		1								
	7	590.1.141.1A	Pipe		1								
	8	590.1.213.1A	Pipe		1								
	9	590.1.112.1A	Fuel pipe		1								
	10	741.4.057.1A	Hose guide		1								
	11	741.4.058.1A	Hose guide		1								
	12	741.4.063.1A	Hose guide		1								
	13	741.4.059.1A	Hose guide		3								
	14	830.1.292.2A	Bracket		1								
	15	827.1.157.1A	Plate		1								
	16	764.1.029.1A	Vibration damper pad		2								
	17	716.1.043.1B	Spacer		2								
	18	779.1.008.1A	Screw		2								
	19	748.1.036.1A	Nut		2								
	20	829.4.002.1A	Holder		1								
	21	741.4.043.1A	Hose guide		2								
	22	814.1.180.1A	Union		2								
	23	0250.70.223	Aluminium gasket		2								

CATALOGUE No:
ISSUED:**915.1.227.1C**
10 - 05CATALOGUE No:
ISSUED:**915.1.227.1C**
10 - 05

DRAWING

041



MARKING PLATES



DRAWING

041

MARKING PLATES

NOTES	N.	CODE NO.	DESCRIPTION	VALIDITY	Q.TY		NOTES	N.	CODE NO.	DESCRIPTION	VALIDITY	Q.TY	
	1	433.1.164.1A	Sticker		1								
	2	433.1.166.1A	Label		2								
	3	433.1.165.1A	Sticker		1								

INDEX

CODE No.	Drwg.	POS. N.	CODE No.	Drwg.	POS. N.	CODE No.	Drwg.	POS. N.	CODE No.	Drwg.	POS. N.	CODE No.	Drwg.	POS. N.
0000.01199	032	18	0400.49.240	005	13	0670.92.190	014	8	146.2.089.1A	006	1	174.2.025.6A	009	1
0000.46664	027	3	0400.49.240	011	18	0670.92.190	015	8	147.1.015.1A	008	4	176.1.001.1A	012	6
0000.46664	028	6	051.2.001.1A	001	10	0691.91.030	019	7	148.1.122.1A	013	22	176.1.009.1A	012	10
0000.46665	027	5	0619.50.065	012	17	0723.92.239	014	19	148.1.123.1A	013	16	180.1.008.1A	002	24
0000.49654	027	2	0619.92.180	014	8	0723.92.239	015	16	149.1.033.1A	003	2	182.2.018.1A	002	18
0000.63161	039	15	0619.92.180	015	8	0727.92.239	014	17	149.1.034.1A	003	25	184.1.005.1A	029	10
0000.64471	025	10	0647.70.010	014	12	0727.92.239	015	14	150.2.061.1A	003	27	187.1.002.1A	027	11
0011.52.010	010	23	0647.70.010	015	20	0755.29.025	006	14	150.2.062.1A	003	28	190.2.016.1A	004	7
0124.40.060	008	7	0660.13.060	002	19	0755.29.025	008	20	158.2.018.1A	006	5	194.2.020.1A	004	5
0204.70.105	013	7	0660.13.070	002	13	0759.49.280	009	15	160.1.049.1A	025	21	195.4.002.1A	028	3
0214.07.350	002	22	0660.13.143	002	9	0765.92.185	014	8	160.1.057.1A	012	13	195.4.003.1A	004	19
0250.70.223	016	12	0660.13.165	002	25	0765.92.185	015	8	160.1.076.1A	013	17	196.1.024.1A	004	10
0250.70.223	040	23	0660.47.040	006	13	0765.92.190	014	8	160.2.248.1A	037	1	196.1.025.1A	004	22
0251.47.050	003	1	0660.47.230	006	8	0765.92.190	015	8	171.2.020.2B	008	10	198.1.033.1A	004	12
0251.47.054	003	1	0660.47.290	006	6	0765.92.205	002	21	172.1.108.1A	003	10	208.1.012.4A	014	14
0272.91.090	002	8	0660.49.268	010	13	0765.92.205	014	8	172.1.109.1A	003	8	208.1.012.4A	015	17
0340.13.075	002	11	0660.50.020	012	8	0799.13.110	002	27	172.1.110.1A	003	5	209.1.012.4A	014	16
0340.13.080	002	12	0660.92.310	013	18	0803.77.010	025	12	172.1.111.1A	003	9	209.1.012.4A	015	18
0361.98.850	040	4	0665.49.680	005	8	0805.17.125	007	7	172.1.112.1A	003	18	210.1.015.1A	014	22
0367.49.275	010	11	0670.16.145	003	7	117.1.044.1A	029	8	172.1.113.1A	003	24	210.1.015.1A	015	6
0370.84.005	017	4	0670.16.150	003	3	117.2.007.1A	004	16	172.1.114.1A	003	22	211.1.015.1A	014	21
0375.92.210	014	13	0670.16.155	003	19	120.2.075.2A	007	8	172.1.115.1A	003	21	211.1.015.1A	015	7
0375.92.210	015	19	0670.16.163	003	11	120.2.076.2A	007	4	172.1.116.1A	003	20	220.3.208.3A	009	16
0400.09.050	002	21	0670.16.170	003	26	121.1.027.1A	007	3	172.1.117.1A	003	23	225.2.161.1A	010	1
0400.17.030	007	1	0670.16.184	003	15	121.2.023.1B	007	11	173.1.012.3A	012	20	235.1.026.1A	013	11
0400.29.125	002	34	0670.49.310	009	26	122.2.073.2A	007	9	174.1.002.2A	009	3	235.1.027.1A	013	5
0400.29.126	002	34	0670.49.910	009	21	140.2.014.2A	016	11	174.1.025.2A	009	12	235.2.031.1A	013	20

CATALOGUE No:
ISSUED:**915.1.227.1C**
10 - 05CATALOGUE No:
ISSUED:**915.1.227.1C**
10 - 05

INDEX

CODE No.	Drwg.	POS. N.	CODE No.	Drwg.	POS. N.	CODE No.	Drwg.	POS. N.	CODE No.	Drwg.	POS. N.	CODE No.	Drwg.	POS. N.
240.1.010.1AB	014	10	301.2.104.1AA	015	1	304.1.022.1AB	015	4	372.2.016.1A	034	8	420.2.001.0A	035	14
240.1.010.1AB	015	12	301.2.105.1AA	014	1	304.1.022.1AC	014	3	373.1.023.1B	033	18	425.4.010.1A	037	2
240.1.028.1A	014	25	303.1.003.1A	014	4	304.1.022.1AC	015	4	373.1.028.1B	033	19	426.1.007.1B	040	3
242.2.057.3A	011	19	303.1.003.1A	015	3	341.1.048.1A	026	23	373.1.029.1C	033	17	426.1.013.1A	035	3
243.1.029.1A	005	17	303.1.003.1AB	014	4	342.1.031.1A	026	3	380.1.015.1A	019	9	433.1.164.1A	041	1
243.2.028.4AC	005	1	303.1.003.1AB	015	3	344.2.012.1A	024	2	389.4.006.1A	019	16	433.1.165.1A	041	3
245.1.047.1A	008	2	303.1.003.1AC	014	4	345.2.012.1A	024	1	389.4.006.1A	020	6	433.1.166.1A	041	2
245.1.048.1A	008	8	303.1.003.1AC	015	3	349.1.144.1A	024	16	389.4.007.1A	020	6	433.1.321.1A	033	5
246.2.077.1A	035	2	303.1.003.1AD	014	4	349.1.146.1A	024	17	389.4.008.1A	020	6	435.1.115.1A	036	2
247.1.174.1A	009	2	303.1.003.1AD	015	3	349.1.147.1A	024	4	389.4.013.1A	019	16	435.1.115.1AB	036	2
247.1.203.1A	011	27	303.1.004.1C	014	5	349.1.148.1A	024	15	389.4.013.1A	020	6	435.1.115.1AC	036	2
247.1.204.1A	026	13	303.1.004.1C	015	2	349.1.150.1A	024	6	389.4.014.1A	019	19	436.1.142.1A	038	15
247.1.210.1A	011	9	303.1.004.1CB	014	5	349.1.151.1A	024	13	389.4.015.1A	020	6	442.2.083.1A	035	1
247.1.213.1C	037	10	303.1.004.1CB	015	2	349.1.152.1A	024	18	390.4.003.1A	023	25	444.4.003.4A	009	20
247.1.216.1A	038	12	303.1.004.1CC	014	5	349.2.031.1A	024	3	390.4.010.1A	039	15	447.1.030.2A	033	13
247.1.221.1A	038	21	303.1.004.1CC	015	2	349.2.032.1A	024	11	390.4.011.1A	022	12	447.1.031.2A	033	4
247.1.272.1A	038	17	303.1.004.1CD	014	5	349.2.033.1A	024	12	390.4.013.1A	022	13	449.A.043.3A	003	12
250.1.038.1A	009	5	303.1.004.1CD	015	2	349.2.034.1A	024	14	395.2.013.1C	021	3	451.1.025.1A	008	16
254.4.001.2A	005	4	304.1.021.1A	014	2	349.2.035.1A	024	9	397.4.002.1A	021	6	451.2.017.1A	008	17
255.1.001.1B	008	13	304.1.021.1A	015	5	349.2.036.1A	024	8	406.1.032.1B	022	8	455.2.003.1A	002	4
255.1.014.1A	013	3	304.1.021.1AB	014	2	349.2.037.1A	024	7	417.9.050.6A	021	16	456.1.038.1A	032	20
264.2.003.1A	011	1	304.1.021.1AB	015	5	349.2.038.1A	024	5	420.2.001.0A	002	5	456.2.035.2A	032	12
270.4.001.1A	012	1	304.1.021.1AC	014	2	360.1.051.1B	026	24	420.2.001.0A	005	23	457.2.034.1A	029	24
276.1.025.1B	012	16	304.1.021.1AC	015	5	360.1.067.1A	026	16	420.2.001.0A	017	5	460.1.076.2A	026	11
282.4.067.1A	016	1	304.1.022.1A	014	3	365.2.059.1A	034	1	420.2.001.0A	027	8	460.1.146.2A	017	18
286.4.122.1A	021	12	304.1.022.1A	015	4	369.1.011.1A	033	8	420.2.001.0A	028	12	460.1.147.1A	023	16
287.4.024.1B	016	8	304.1.022.1AB	014	3	370.1.071.2B	033	10	420.2.001.0A	029	6	460.1.156.1A	039	6

CATALOGUE No:
ISSUED:**915.1.227.1C**
10 - 05CATALOGUE No:
ISSUED:**915.1.227.1C**
10 - 05

INDEX

CODE No.	Drwg.	POS. N.	CODE No.	Drwg.	POS. N.	CODE No.	Drwg.	POS. N.	CODE No.	Drwg.	POS. N.	CODE No.	Drwg.	POS. N.
460.1.217.1A	017	31	481.1.028.1AA	039	1	484.3.047.1A	039	11	523.2.014.1C	039	17	552.4.013.1A	014	36
462.4.037.6A	021	8	481.1.028.1AB	039	1	486.1.051.1A	005	6	523.4.006.1A	039	16	552.4.020.1A	011	12
462.4.046.1A	022	14	481.1.028.1AM	039	1	487.1.031.2A	039	8	523.4.007.1A	039	18	552.4.028.1A	001	15
463.2.019.6A	007	2	481.1.028.1AT	039	1	492.4.003.2A	025	15	525.1.012.1B	023	1	552.4.037.1A	029	21
463.2.022.2A	016	14	481.1.028.1AW	039	1	492.4.082.1A	025	5	525.1.014.1A	023	23	556.1.018.1D	018	9
463.4.001.1A	010	22	481.1.029.1AA	039	3	494.1.101.1A	025	23	529.1.001.1A	039	30	556.1.041.1A	018	3
470.1.079.1B	030	10	481.1.029.1AB	039	3	497.2.001.2A	025	2	529.1.006.1A	023	32	556.2.037.1A	018	1
470.1.182.1AB	030	1	481.1.029.1AM	039	3	501.2.080.1AB	025	1	529.1.009.1A	023	12	559.1.007.1A	038	16
470.1.182.1AF	030	1	481.1.029.1AT	039	3	502.2.110.1AB	025	13	531.1.001.1A	023	21	561.1.017.1B	023	9
480.1.170.1BE	039	6	481.1.029.1AW	039	3	510.1.240.1A	023	18	531.1.002.1A	023	22	564.1.044.1AA	039	27
480.1.170.1CA	039	6	481.3.028.1A	039	1	510.1.294.1A	039	19	531.1.003.1A	023	29	564.1.044.1AB	039	27
480.1.170.1CB	039	6	481.3.029.1A	039	3	510.1.295.1A	039	20	531.1.004.1A	023	30	564.1.044.1AE	039	27
480.1.170.1CT	039	6	482.1.111.2AA	038	14	510.1.378.1A	020	1	539.1.021.1A	002	6	564.1.044.1AT	039	27
480.1.170.1CW	039	6	482.1.111.2AB	038	14	510.1.379.1A	019	2	539.1.023.2A	018	5	564.1.044.1AW	039	27
480.1.171.1BE	039	1	482.1.111.2AM	038	14	510.1.475.1A	019	2	539.4.003.1B	029	32	564.1.047.1A	039	26
480.1.171.1CA	039	1	482.1.111.2AT	038	14	514.1.032.1A	001	9	539.4.030.1A	005	21	565.1.033.1B	033	25
480.1.171.1CB	039	1	482.1.111.2AW	038	14	514.1.033.1A	001	13	539.4.034.1A	027	13	570.1.117.1B	017	11
480.1.171.1CT	039	1	482.1.112.2AA	038	26	514.1.034.1A	001	12	539.4.042.1A	028	5	570.1.136.1A	017	1
480.1.171.1CW	039	1	482.1.112.2AB	038	26	514.1.035.1A	001	10	540.4.010.1A	021	15	571.1.130.1A	017	2
480.1.173.1AT	039	5	482.1.112.2AM	038	26	514.1.036.1A	001	10	541.4.003.1A	019	13	572.1.025.1B	017	10
480.1.173.1BA	039	5	482.1.112.2AT	038	26	514.1.037.1A	001	6	541.4.003.1A	020	7	573.2.024.1B	017	13
480.1.173.1BB	039	5	482.1.112.2AW	038	26	514.1.038.1A	001	14	552.1.037.1A	001	4	585.4.001.1A	029	4
480.1.173.1BE	039	5	484.1.047.1AA	039	11	514.1.039.1A	021	14	552.1.038.1A	001	5	586.1.062.1BA	036	1
480.1.173.1BW	039	5	484.1.047.1AB	039	11	516.4.003.1B	019	17	552.1.039.1A	001	7	586.1.062.1BB	036	1
480.3.170.1B	039	6	484.1.047.1AE	039	11	518.4.004.1B	026	8	552.1.040.1A	001	11	586.1.062.1BE	036	1
480.3.171.1A	039	1	484.1.047.1AT	039	11	520.1.003.1C	022	1	552.1.045.2A	010	39	586.1.062.1BT	036	1
480.3.173.1A	039	5	484.1.047.1AW	039	11	523.2.013.1C	039	14	552.4.012.1A	020	4	586.1.062.1BW	036	1

CATALOGUE No:
ISSUED:**915.1.227.1C**
10 - 05CATALOGUE No:
ISSUED:**915.1.227.1C**
10 - 05

INDEX

CODE No.	Drwg.	POS. N.	CODE No.	Drwg.	POS. N.	CODE No.	Drwg.	POS. N.	CODE No.	Drwg.	POS. N.	CODE No.	Drwg.	POS. N.
590.1.112.1A	040	9	612.4.031.1A	028	14	670.4.035.1A	019	1	702.4.015.1A	010	25	712.1.034.1A	029	23
590.1.141.1A	040	7	613.4.072.1A	028	19	671.1.025.1A	019	14	702.4.016.1A	010	29	712.1.034.1A	032	8
590.1.189.1A	001	1	613.4.073.1A	029	16	671.1.028.1A	019	22	702.4.020.1A	010	25	713.1.007.1A	013	9
590.1.190.1A	001	2	616.1.002.1A	037	20	672.1.013.1A	019	15	702.4.040.1A	010	9	713.1.014.1A	003	11
590.1.195.1A	037	4	618.4.068.1A	028	23	672.1.029.1A	021	7	702.4.069.1A	008	19	713.1.014.1B	003	11
590.1.213.1A	040	8	619.4.032.1A	029	13	672.1.034.1A	014	37	702.5.008.1A	010	20	713.1.014.1E	003	11
590.1.240.1A	037	14	624.4.035.1A	028	1	676.2.061.1A	025	24	702.5.008.1A	011	3	713.1.097.1C	025	25
590.1.241.1A	037	15	625.4.015.1A	029	1	676.4.047.1A	025	16	702.5.015.1A	004	14	713.1.097.2B	033	27
590.1.247.1A	037	21	626.1.002.1A	028	2	677.4.003.1A	001	4	702.5.038.1A	004	6	713.1.119.1A	004	15
590.1.250.1A	040	5	626.4.003.1A	028	10	680.1.001.1B	009	7	702.5.045.1A	033	9	713.1.137.1A	014	31
590.1.254.1A	040	6	626.4.007.1C	027	4	684.1.059.1A	035	6	702.5.050.1A	025	17	713.1.140.1A	010	14
590.4.005.1A	016	7	626.4.023.1A	028	11	684.1.067.1A	039	4	703.1.013.1A	026	12	713.1.187.1A	033	16
593.1.003.1B	010	33	626.4.029.1A	027	7	684.2.077.1A	030	15	703.1.019.1A	014	34	713.1.192.1A	029	34
593.1.018.1A	009	29	630.4.025.1A	027	1	697.2.017.1A	038	34	703.5.006.1A	013	1	713.1.238.1A	034	13
595.1.060.1D	038	4	631.4.016.1A	029	18	69720191A	039	12	703.5.006.2A	008	11	713.1.241.1A	005	18
595.1.062.1D	038	5	631.4.026.1A	028	18	698.1.033.1A	001	15	710.1.001.1A	009	13	713.1.266.1A	003	15
598.1.001.1A	038	28	632.1.027.1A	027	6	700.1.005.1A	025	18	710.1.025.1A	034	4	714.1.028.1A	025	3
598.2.038.1A	026	30	650.1.002.1A	026	25	700.1.027.1A	007	12	710.1.041.1D	025	22	714.1.046.1A	025	14
610.4.075.1A	028	21	651.4.011.1A	026	14	700.1.027.1A	014	29	710.1.069.1A	010	21	714.1.073.1A	025	9
610.4.076.1A	028	22	652.4.006.1C	026	18	700.1.027.1A	015	24	710.1.070.1A	010	30	715.1.005.1A	034	11
611.4.025.1A	029	14	654.2.019.1A	026	20	700.1.043.1A	022	9	710.1.109.1A	033	21	716.1.022.1B	022	3
612.4.005.1A	027	12	656.1.063.1A	026	26	701.4.003.1A	012	19	711.1.090.1C	017	24	716.1.022.1B	035	8
612.4.008.1A	028	17	656.2.012.1A	026	15	701.4.005.1A	003	4	711.1.095.1A	010	32	716.1.043.1B	040	17
612.4.008.1A	029	19	657.1.021.1A	026	31	701.4.006.1A	034	10	711.1.128.1A	010	3	716.1.106.1A	021	10
612.4.016.1A	029	17	658.4.002.1B	026	29	701.4.007.1A	012	21	711.1.138.1A	019	10	716.1.107.1B	017	30
612.4.029.1A	028	16	669.1.003.1A	014	18	701.4.017.1A	033	22	712.1.029.1A	033	7	716.1.107.1B	023	15
612.4.030.1A	028	15	669.1.003.1A	015	15	702.4.004.1A	026	6	712.1.031.1A	033	23	716.1.112.1A	023	6

CATALOGUE No:
ISSUED:**915.1.227.1C**
10 - 05CATALOGUE No:
ISSUED:**915.1.227.1C**
10 - 05

INDEX

CODE No.	Drwg.	POS. N.	CODE No.	Drwg.	POS. N.	CODE No.	Drwg.	POS. N.	CODE No.	Drwg.	POS. N.	CODE No.	Drwg.	POS. N.
716.1.139.1A	017	26	741.4.062.1A	029	35	748.4.037.1AB	034	14	764.1.013.1A	015	22	771.5.047.8B	019	11
72094.1616	010	10	741.4.063.1A	040	12	748.4.038.1A	022	10	764.1.029.1A	040	16	771.5.064.8B	008	21
72121.2106	006	4	741.4.067.1A	016	2	748.4.039.1A	030	9	764.1.042.1A	017	15	771.5.064.8B	038	10
72465.0214	028	4	741.4.092.1A	037	5	748.4.100.1AB	037	18	764.1.057.1A	036	3	771.5.065.8B	004	1
732.1.020.1A	038	27	741.4.093.1A	037	6	749.4.004.1A	032	17	764.1.058.1A	036	4	771.5.065.8B	013	10
734406N01	029	26	741.4.137.1A	017	12	749.4.006.1AB	030	13	764.1.066.1A	031	12	771.5.066.8B	011	24
73500.1440	012	11	74172.1008	006	10	749.4.045.2A	018	10	764.1.066.1A	032	3	771.5.066.8B	013	21
73500.1542	002	15	74172.1008	008	3	749.5.001.1B	023	14	764.1.068.1A	017	14	771.5.066.8B	014	11
73500.1747	014	30	74172.1008	013	15	750.1.007.1A	004	8	764.1.069.1A	023	7	771.5.066.8B	014	26
73503.3380	010	18	74223.1045	035	5	750.1.012.2A	006	16	764.1.073.1A	039	20	771.5.067.8B	002	28
73503.3380	011	2	74224.0570	006	7	750.1.028.1A	039	11	764.1.074.1A	028	24	771.5.067.8B	008	1
73503.3380	013	4	747.5.005.1B	029	9	750.1.116.1A	033	6	764.1.075.1A	022	2	771.5.067.8B	011	13
73503.3683	013	13	747.5.005.1B	029	28	750.1.121.1A	012	3	764.1.075.1A	038	23	771.5.067.8B	015	13
737.4.007.2A	008	14	747.5.007.1A	026	1	75120.1747	013	8	764.1.084.1A	039	3	771.5.069.8B	005	5
741.1.012.1A	019	5	748.1.014.1C	025	26	75120.2567	010	12	76402.0002	003	17	771.5.069.8B	008	5
741.1.013.1A	019	6	748.1.023.1B	033	1	75162.2566	025	4	766.1.058.1A	010	6	771.5.069.8B	009	10
741.4.002.1A	035	12	748.1.024.1A	017	21	75173.1542	013	19	766.4.017.2A	013	12	771.5.069.8B	011	6
741.4.004.1A	016	5	748.1.036.1A	017	20	75191.3380	010	29	766.4.018.1A	013	23	771.5.069.8B	012	5
741.4.038.1A	019	8	748.1.036.1A	023	19	75794.1542	010	17	76835.1134	002	10	771.5.071.8B	011	17
741.4.040.1A	016	9	748.1.036.1A	039	16	760.1.003.1B	035	4	770.5.250.8B	010	15	771.5.072.8B	005	7
741.4.041.1A	016	6	748.1.036.1A	040	19	76270.0827	003	29	771.1.031.1A	034	12	771.5.072.8B	010	31
741.4.042.1A	016	3	748.1.039.1A	016	10	764.1.001.1A	017	25	771.5.004.8B	033	11	771.5.072.8B	021	13
741.4.043.1A	029	2	748.1.040.1A	002	23	764.1.009.1A	014	20	771.5.037.8B	016	13	771.5.073.8B	011	16
741.4.043.1A	040	21	748.1.050.1A	010	8	764.1.009.1A	015	21	771.5.040.8B	011	21	771.5.078.8B	012	12
741.4.057.1A	040	10	748.4.002.1A	030	3	764.1.011.2A	029	25	771.5.040.8B	013	6	771.5.080.8B	010	27
741.4.058.1A	040	11	748.4.024.1AB	025	20	764.1.011.2A	032	13	771.5.042.8B	019	12	771.5.081.8B	005	3
741.4.059.1A	040	13	748.4.033.1A	017	3	764.1.013.1A	014	6	771.5.042.8B	023	3	771.5.083.8B	005	2

CATALOGUE No:
ISSUED:**915.1.227.1C**
10 - 05CATALOGUE No:
ISSUED:**915.1.227.1C**
10 - 05

INDEX

CODE No.	Drwg.	POS. N.	CODE No.	Drwg.	POS. N.	CODE No.	Drwg.	POS. N.	CODE No.	Drwg.	POS. N.	CODE No.	Drwg.	POS. N.
771.5.123.8B	002	30	772.1.050.1A	031	8	775.1.008.3A	038	22	779.1.260.1A	017	17	780.2.047.1A	009	17
771.5.129.8B	009	8	772.1.050.1A	036	12	775.1.017.1A	036	16	779.1.292.2A	038	24	780.5.001.1A	005	24
771.5.136.8B	010	24	772.1.050.1A	037	16	775.1.019.1A	038	29	779.1.299.1A	026	9	786.1.095.1A	007	6
771.5.141.8B	030	12	772.1.050.1A	039	13	775.1.021.1A	038	30	779.1.305.1A	031	10	787.1.008.1A	014	33
771.5.154.8B	018	2	772.1.050.1A	039	24	775.1.031.1B	038	3	779.1.305.1A	032	5	787.1.011.1A	010	19
771.5.158.8B	034	7	772.1.050.1B	010	36	775.1.033.1A	039	21	779.1.311.1A	025	6	788.1.032.2A	014	9
771.5.431.8B	026	17	772.1.051.1A	029	12	775.1.035.1B	017	28	779.1.326.1A	036	11	788.1.032.2A	015	11
771.5.431.8B	028	20	772.1.055.1A	003	14	776.5.307.2A	028	8	779.1.341.1A	036	6	788.1.054.2A	012	4
771.5.665.8B	004	20	772.5.008.1B	019	18	777.5.049.8B	011	10	779.1.351.1A	037	19	788.1.076.1A	011	22
771.5.665.8B	011	28	772.5.008.1B	030	11	777.5.056.8C	039	17	779.1.366.1AB	027	9	788.1.076.1AA	011	22
771.5.665.8B	029	22	772.5.023.1A	026	28	779.1.007.2A	006	9	779.1.366.1AB	028	27	788.1.076.1AB	011	22
771.5.666.8B	032	22	772.5.029.1A	037	9	779.1.008.1A	040	18	779.1.366.1AB	029	7	788.1.080.1A	039	12
771.5.667.8B	032	10	772.5.031.1B	021	11	779.1.029.2A	010	26	779.1.397.1A	027	10	790.1.012.1A	017	8
771.5.668.8B	032	21	772.5.031.1B	022	4	779.1.037.1B	033	14	779.1.399.1A	025	7	790.1.013.1A	017	7
771.5.723.8B	022	7	772.5.031.1B	023	10	779.1.039.1A	002	3	779.1.415.1A	028	13	791.1.012.1A	036	18
771.5.725.8B	026	22	772.5.031.1B	029	20	779.1.050.1A	039	7	779.1.418.1A	031	16	791.2.034.1A	007	5
771.5.725.8B	029	15	772.5.031.1B	035	9	779.1.099.1B	026	2	779.1.418.1A	032	14	797.1.017.1A	004	21
771.5.727.8B	026	7	772.5.032.1A	038	13	779.1.109.1A	006	2	779.1.427.1A	033	3	797.1.022.1A	004	4
771.5.937.8B	034	3	772.5.033.1A	030	6	779.1.133.1A	014	24	779.1.440.2A	033	12	799.1.025.1A	002	20
771.5.938.8B	034	5	772.5.037.1A	028	26	779.1.133.1A	015	25	779.4.005.2A	018	4	799.1.049.1A	002	1
772.1.010.3A	008	9	772.5.038.1A	023	4	779.1.162.2A	009	27	779.4.075.1A	011	14	799.1.051.2A	006	15
772.1.045.1A	026	10	773.1.001.1A	005	19	779.1.198.2A	009	23	779.5.009.1B	017	27	799.1.055.1A	009	30
772.1.046.1A	021	5	773.5.062.8B	029	38	779.1.198.2A	011	7	779.5.046.1B	039	2	799.1.061.1A	014	7
772.1.047.1A	019	4	773.5.069.8B	009	6	779.1.203.2A	002	7	780.1.016.1A	006	3	799.1.061.1A	015	9
772.1.047.1A	020	2	774.5.006.1A	037	8	779.1.206.1AB	032	15	780.1.018.1A	009	31	799.1.088.1B	018	7
772.1.047.1A	038	18	775.1.007.1AB	039	9	779.1.213.1A	030	2	780.1.037.1A	010	35	799.1.089.1B	018	6
772.1.050.1A	022	6	775.1.008.1B	039	25	779.1.237.1B	029	27	780.2.001.1A	017	6	799.1.175.1A	038	6

CATALOGUE No:
ISSUED:**915.1.227.1C**
10 - 05CATALOGUE No:
ISSUED:**915.1.227.1C**
10 - 05

INDEX

CODE No.	Drwg.	POS. N.	CODE No.	Drwg.	POS. N.	CODE No.	Drwg.	POS. N.	CODE No.	Drwg.	POS. N.	CODE No.	Drwg.	POS. N.
799.1.190.1A	039	28	814.4.010.1A	037	17	827.1.300.1A	039	14	847.4.002.1A	031	15	852.1.104.1C	006	11
799.1.194.1A	017	19	815.1.027.1A	010	2	827.1.308.1A	038	1	847.4.002.1A	032	27	852.1.104.1D	006	11
799.1.219.1A	029	30	818.1.015.1A	004	3	827.1.309.1A	038	2	848.4.011.1A	034	6	852.1.104.1E	006	11
799.2.077.2A	009	33	819.1.017.1B	025	8	829.1.134.1A	010	4	848.4.023.1A	032	16	852.1.104.1F	006	11
799.4.006.1A	039	7	819.1.030.1A	033	2	829.1.134.1A	018	11	850.1.006.1A	037	12	852.1.104.1G	006	11
8000.18048	021	9	821.1.001.1A	002	26	829.1.136.1A	023	31	850.4.055.1A	023	17	852.1.104.1H	006	11
8000.18048	035	7	821.1.009.1B	025	19	829.1.141.1C	028	7	850.4.063.1A	039	8	852.1.104.1I	006	11
8000.36230	023	28	821.1.068.1B	031	4	829.1.190.1A	019	3	850.4.082.1A	039	5	852.1.104.1J	006	11
8000.36726	023	26	821.1.068.1B	032	28	829.1.190.1A	020	3	850.5.001.1A	039	18	852.1.104.1K	006	11
8000.60683	031	13	821.1.070.1A	002	17	829.1.235.1A	014	35	851.1.013.1A	008	6	852.1.104.1L	006	11
8000.60683	032	2	821.1.096.2A	029	11	829.1.401.1A	020	5	851.1.019.1A	006	12	852.1.104.1M	006	11
8000.60700	031	14	821.1.115.1A	014	15	829.1.406.1A	021	1	851.1.020.1A	004	9	852.1.104.1N	006	11
8000.60700	032	9	821.1.115.1A	015	10	829.1.410.1A	021	2	852.1.005.1A	002	14	852.1.105.1AG	003	26
8000.62562	031	1	821.1.170.1A	029	29	829.1.432.2A	022	5	852.1.008.1A	005	10	852.1.120.1A	009	32
8000.62562	031	11	821.1.170.1A	032	11	829.1.468.2A	022	11	852.1.024.1A	039	10	852.1.120.1A	011	5
8000.62563	032	19	821.1.191.1A	039	29	829.1.472.1B	023	2	852.1.031.1B	017	22	852.1.124.2A	013	14
8000.62563	032	23	824.1.097.1B	031	7	829.4.002.1A	040	20	852.1.053.1A	002	2	852.1.148.1B	023	8
8000.62655	031	3	824.1.098.1B	032	4	830.1.277.1B	019	21	852.1.065.1B	031	6	852.1.151.1A	029	31
8000.62655	032	25	825.1.030.1A	029	41	830.1.278.1B	019	20	852.1.065.1B	032	1	852.1.151.1A	032	7
8000.66774	026	27	826.1.009.1A	002	33	830.1.279.1A	036	7	852.1.065.1B	036	14	852.1.156.1A	039	22
8000.70139	001	2	826.1.011.1A	003	13	830.1.280.1A	036	8	852.1.072.1A	017	29	852.1.158.1A	034	15
801.1.027.1A	016	4	827.1.139.2B	018	8	830.1.284.1A	011	20	852.1.079.1B	033	15	852.1.163.1A	017	16
806.1.020.1A	030	5	827.1.157.1A	040	15	830.1.286.1A	028	25	852.1.093.1A	002	14	852.1.167.1A	023	5
808.1.056.1A	039	13	827.1.161.1B	031	17	830.1.292.2A	040	14	852.1.094.1A	002	19	852.1.167.1A	039	23
814.1.114.1A	001	8	827.1.161.1B	032	26	832.1.028.1A	036	10	852.1.103.1A	026	4	852.1.169.1A	036	5
814.1.179.1A	040	1	827.1.191.4A	023	11	832.1.033.1B	036	9	852.1.104.1A	006	11	852.1.172.1A	002	29
814.1.180.1A	040	22	827.1.294.1A	021	4	841.1.037.1A	038	7	852.1.104.1B	006	11	852.1.172.1A	038	9

CATALOGUE No:
ISSUED:**915.1.227.1C**
10 - 05CATALOGUE No:
ISSUED:**915.1.227.1C**
10 - 05





INDEX

CODE No.	Drwg.	POS. N.	CODE No.	Drwg.	POS. N.	CODE No.	Drwg.	POS. N.	CODE No.	Drwg.	POS. N.	CODE No.	Drwg.	POS. N.
852.1.173.1A	008	12	853.1.003.1A	012	2	872.1.043.1A	038	20	884.5.016.1A	029	36	88713.1010	001	7
852.1.173.1A	013	2	853.1.004.1A	009	11	872.1.044.1A	038	19	884.5.034.1A	008	18	88713.1058	001	9
852.1.174.1A	002	31	85350061A	029	39	872.1.045.1A	030	8	884.5.035.1A	005	11	88713.1062	001	1
852.1.176.1A	005	16	855.5.000.1B	010	37	873.1.037.1A	009	14	884.5.036.1A	009	25	88713.1072	001	6
852.1.176.1A	013	24	856.1.001.1A	003	6	873.1.060.1A	035	13	884.5.036.1A	012	7	88713.1078	001	12
852.1.176.1A	030	7	856.1.002.2A	008	15	875.1.065.1A	001	3	886.1.013.1A	037	13	88713.1079	001	14
852.1.177.1A	004	2	856.1.014.1A	004	11	875.1.203.1A	034	2	886.1.013.1A	040	2	88713.1091	001	21
852.1.179.1A	031	5	856.1.031.1A	003	16	876.1.087.1A	035	10	886.4.028.1A	014	32	88713.1096	001	8
852.1.186.1A	017	9	856.1.057.1A	024	10	876.1.088.1A	035	11	886.4.033.1A	011	23	88713.1215	001	34
852.1.186.1A	023	20	856.1.064.2A	010	7	877.1.068.1A	029	3	886.4.035.1A	011	8	88713.1344	001	3
852.1.186.1A	038	35	856.1.071.1A	012	9	877.2.005.1A	035	15	886.4.037.1A	009	4	88713.1515	001	5
852.1.191.1A	039	2	856.1.089.1A	038	25	881.1.010.1C	012	18	886.4.043.1A	004	17	88713.1749	001	24
852.1.195.1A	005	20	856.1.091.1A	023	24	881.1.012.1A	002	32	886.4.049.1A	037	7	88713.1994	001	25
852.1.195.1A	009	28	856.1.104.1A	017	23	881.1.026.1A	004	13	886.4.055.1A	036	17	88713.2009	001	30
852.1.196.1A	029	33	856.5.001.1A	039	19	881.1.051.1A	005	22	886.4.072.1A	037	11	88713.2011	001	17
852.1.196.1A	031	9	863.1.002.1A	012	14	881.1.051.1A	011	26	886.4.073.1A	037	3	88713.2092	001	28
852.1.203.1A	029	40	866.1.036.1A	039	4	881.1.051.1A	013	25	886.4.117.1A	005	14	88713.2101	001	19
852.1.207.1A	025	27	866.1.047.1A	036	13	881.1.051.1A	014	27	886.5.042.1A	023	27	88713.2103	001	3
852.5.001.1C	023	13	866.1.048.2A	038	31	882.1.003.1A	008	22	88700.5644	001	31	88713.2107	001	1
852.5.003.1B	039	9	866.1.049.2A	038	32	882.1.006.1A	002	16	88700.5749	001	20	88713.2133	001	26
852.5.005.1A	009	18	866.1.058.1A	026	19	882.1.012.1A	012	15	88713.0123	001	5	88713.2362	001	32
852.5.023.1A	014	23	866.1.061.1A	030	14	884.4.017.1A	007	10	88713.0137	001	11	88713.2676	001	2
852.5.023.1A	015	23	866.1.061.1A	038	11	884.4.025.1A	038	8	88713.0262	001	29	88765.0999	001	16
852.5.024.1A	010	38	872.1.019.1A	033	24	884.4.042.1A	009	24	88713.0844	001	33	88765.1000	001	15
852.5.028.1A	011	25	872.1.026.1A	030	4	884.5.003.1A	031	2	88713.0874	001	6	88765.1005	001	15
853.1.002.1A	009	9	872.1.026.1A	033	26	884.5.003.1A	032	6	88713.0875	001	8	88765.1006	001	15
853.1.003.1A	011	4	872.1.028.1A	026	21	884.5.008.1A	025	11	88713.0879	001	7	88765.1058	001	13

CATALOGUE No:
ISSUED:**915.1.227.1C**
10 - 05CATALOGUE No:
ISSUED:**915.1.227.1C**
10 - 05

INDEX

CODE No.	Drwg.	POS. N.	CODE No.	Drwg.	POS. N.	CODE No.	Drwg.	POS. N.	CODE No.	Drwg.	POS. N.	CODE No.	Drwg.	POS. N.
88765.1086	001	22	88765.1374	001	21									
88765.1126	001	6	893.1.013.1A	005	15									
88765.1126A	001	4	893.4.005.1A	029	5									
88765.1126B	001	12	893.4.009.1A	028	9									
88765.1126C	001	11	894.2.009.1A	009	19									
88765.1126D	001	14	895.2.001.1A	036	15									
88765.1126E	001	9	913.7.105.1A	039	10									
88765.1126F	001	13	926.1.004.2A	038	33									
88765.1126G	001	17	930.1.004.1B	026	5									
88765.1126H	001	16	930.5.012.1A	033	20									
88765.1126L	001	19	93040.911A	005	9									
88765.1126M	001	18	93781.1824	034	9									
88765.1126N	001	7	93783.0812	003	30									
88765.1126P	001	10	93783.1524	011	11									
88765.1126Q	001	5	93785.1830	010	16									
88765.1126R	001	3	93823.2018	004	18									
88765.1126S	001	22	93823.3156	010	34									
88765.1126T	001	23	93827.0114	005	12									
88765.1126T	001	16	93827.0114	009	22									
88765.1126U	001	20	93827.0114	010	28									
88765.1126V	001	8	94247.0013	011	15									
88765.1126Z	001	1	94247.0014	010	5									
88765.1297	001	23	97900.0002	001	24									
88765.1322	001	18	97900.0003	001	0									
88765.1371	001	25	97900.0215	001	9									
88765.1372	001	26	98112.0002	001	4									
88765.1373	001	27	M230213	029	37									

DUCATI MOTORHOLDING 	MULTISTRADA 620	M.Y. '06	U.S.A.
<i>Spare Parts Department</i>	<i>P.N. 915.1.227.1C</i>	<i>Ottobre - October '05</i>	<i>Edizione - Edition 02</i>
DUCATI MOTORHOLDING 	MULTISTRADA 620	M.Y. '06	U.S.A.
<i>Spare Parts Department</i>	<i>P.N. 915.1.227.1C</i>	<i>Ottobre - October '05</i>	<i>Edizione - Edition 02</i>
DUCATI MOTORHOLDING 	MULTISTRADA 620	M.Y. '06	U.S.A.
<i>Spare Parts Department</i>	<i>P.N. 915.1.227.1C</i>	<i>Ottobre - October '05</i>	<i>Edizione - Edition 02</i>
DUCATI MOTORHOLDING 	MULTISTRADA 620	M.Y. '06	U.S.A.
<i>Spare Parts Department</i>	<i>P.N. 915.1.227.1C</i>	<i>Ottobre - October '05</i>	<i>Edizione - Edition 02</i>