



 **HYOSUNG**  
S&T Motors Co., Ltd.

## **REFERENCE**

1.The detailed specifications of each model are referred by the persons who are in charge of overseas marketing team, Hyosung.

2.Special demand

When you order any colored parts, please add color code to the end of parts number and it will be helpful to register your parts order.

### **※ Color code**

**OBN : blue**

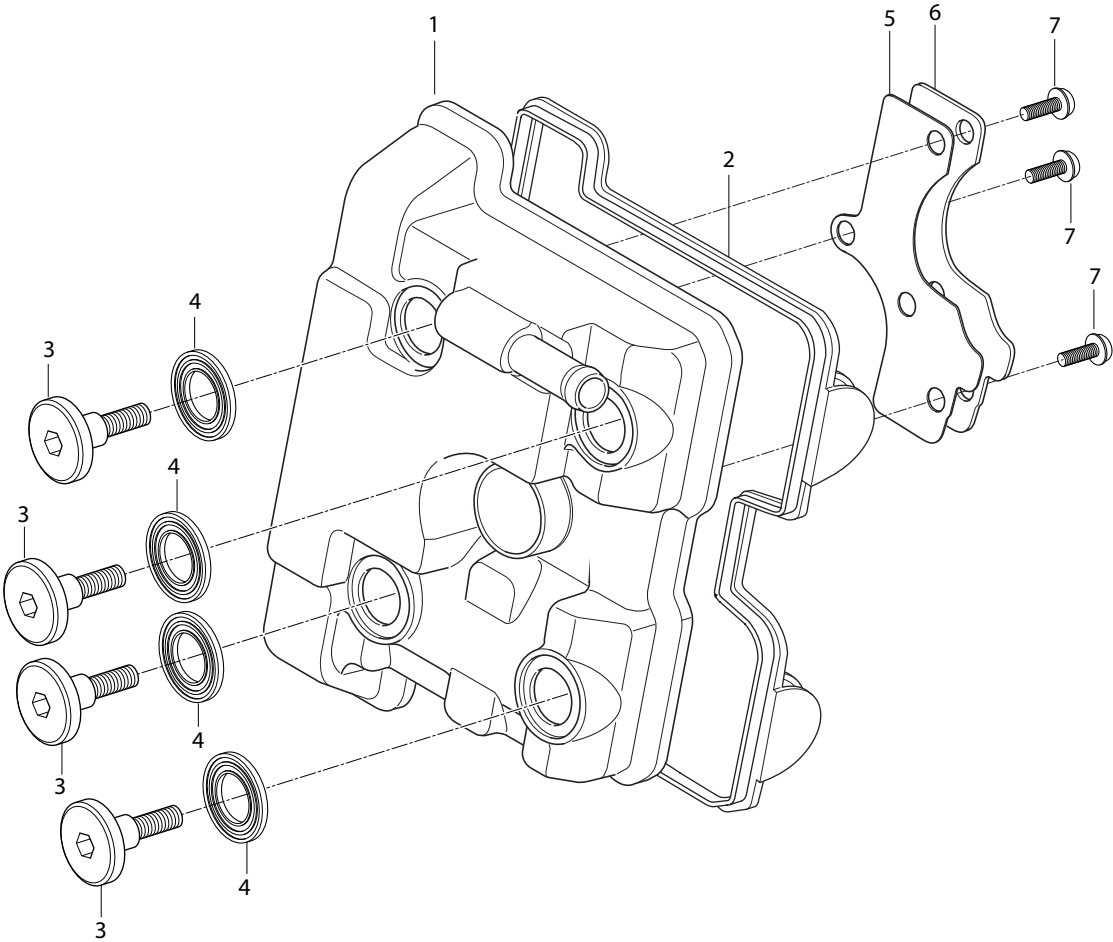
**ODS : silver**

**OMB : black**

**HYOSUNG MOTORS & MACHINERY INC.**



FIG.1-125

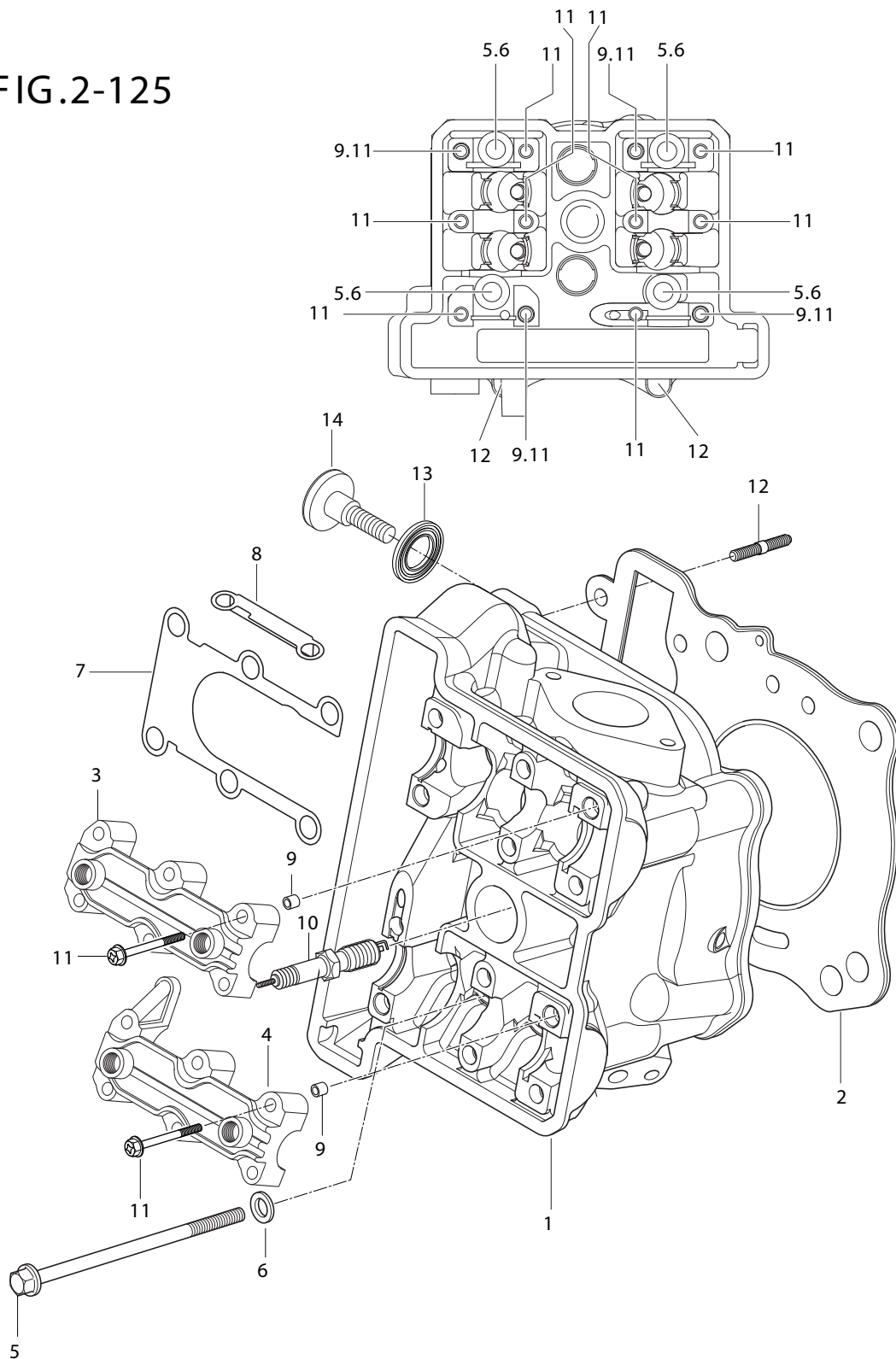




## FIG 1. CYLINDER HEAD COVER(125cc)

REF. NO.	PARTS NO.	PARTS NAME	Q'TY	REMARKS	REC.Q'TY / 100 Motorcycles (PCS)
	7EU01/7EN01/7SO01/7GO01				
1	11170HP7600888	COVER, cylinder head	1		10
2	11173HP7600	GASKET, cylinder head cover	1		30
3	09109H07018	BOLT, cylinder head cover	4		
4	09161H11008	WASHER, cylinder head cover bolt	4		
5	11176HP7600	COVER, breather No.1	1		10
6	11178HP7600	GASKET, breather cover No.1	1		30
7	02142-04088	BOLT, breather cover	3		

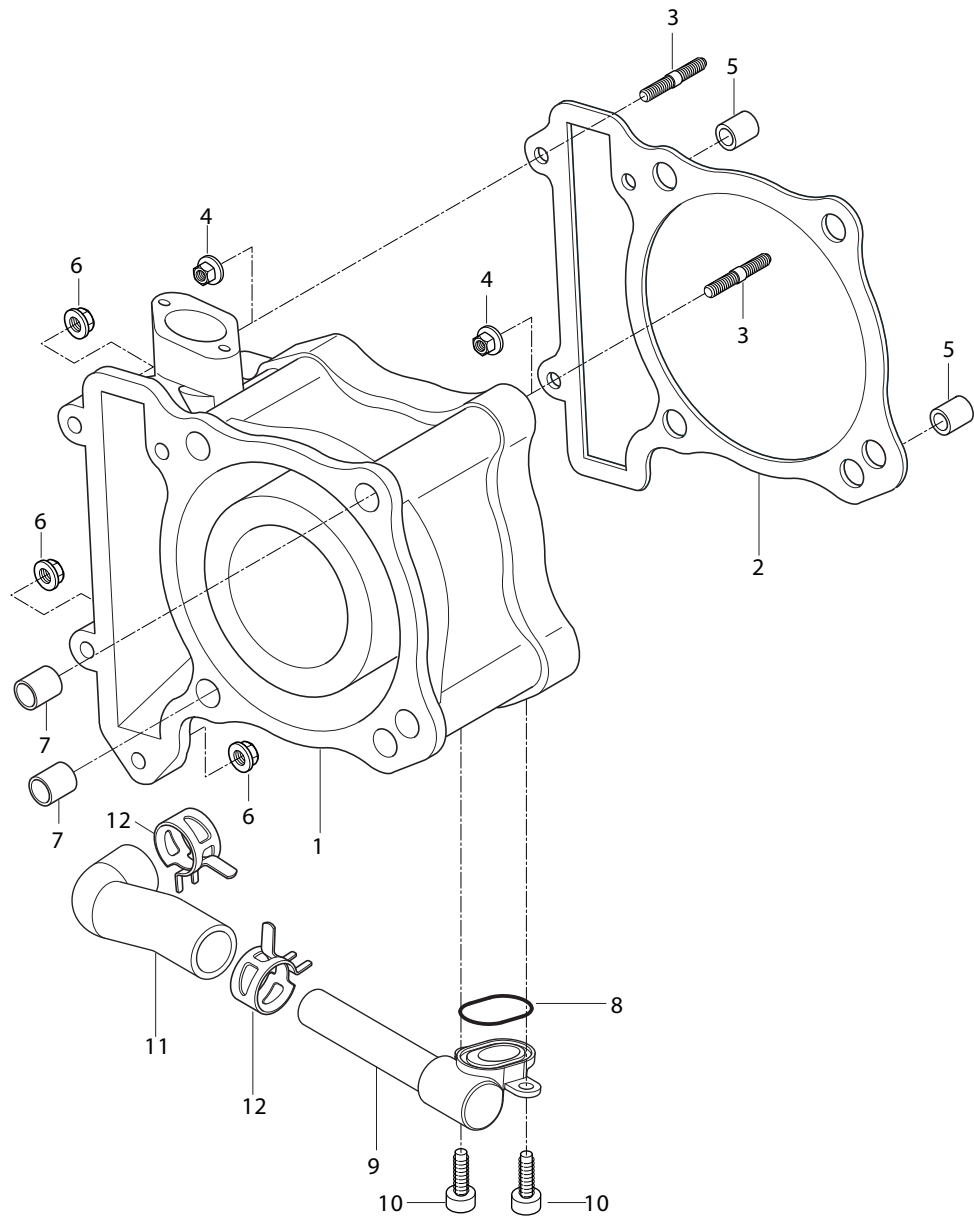
FIG.2-125



## FIG 2. CYLINDER HEAD(125cc)

REF.	PARTS NO.	PARTS NAME	Q'TY	REMARKS	REC.Q'TY / 100 Motorcycles
NO.	7EU01/7EN01/7SO01/7GO01				(PCS)
1	11100HP7600HPA	HEAD FULL ASS'Y,cylinder including valve	1		5
1-A	11110SP7600HPA	HEAD HALF ASS'Y, cylinder	1		10
2	11141HP7600	GASKET, cylinder head	1		30
3	11131HP7600888	HOUSING, CAMSHAFT INTAKE	2		10
4	11132HP7600888	HOUSING, CAMSHAFT EXHAUST	2		10
5	09103H10005	BOLT, cylinder head NO.1 (M10)	4		
6	09160H10002	WASHER, cylinder head bolt	4		
7	11187HP7600	COVER, breather NO.2	1		
8	11188HP7600	COVER, breather NO.3	1		
9	09206-08001	KNOCK PIN, camshaft housing	4		
10	09482-00456HAS	SPARK PLUG, cr8e	1		50
11	07110-06408	BOLT, camshaft housing	12		
12	01421-06258	BOLT, cylinder head stud	3		
13	09161H11008	WASHER, cam chain tensioner bolt	1		
14	12812HP7600	BOLT, cam chain tensioner	1		

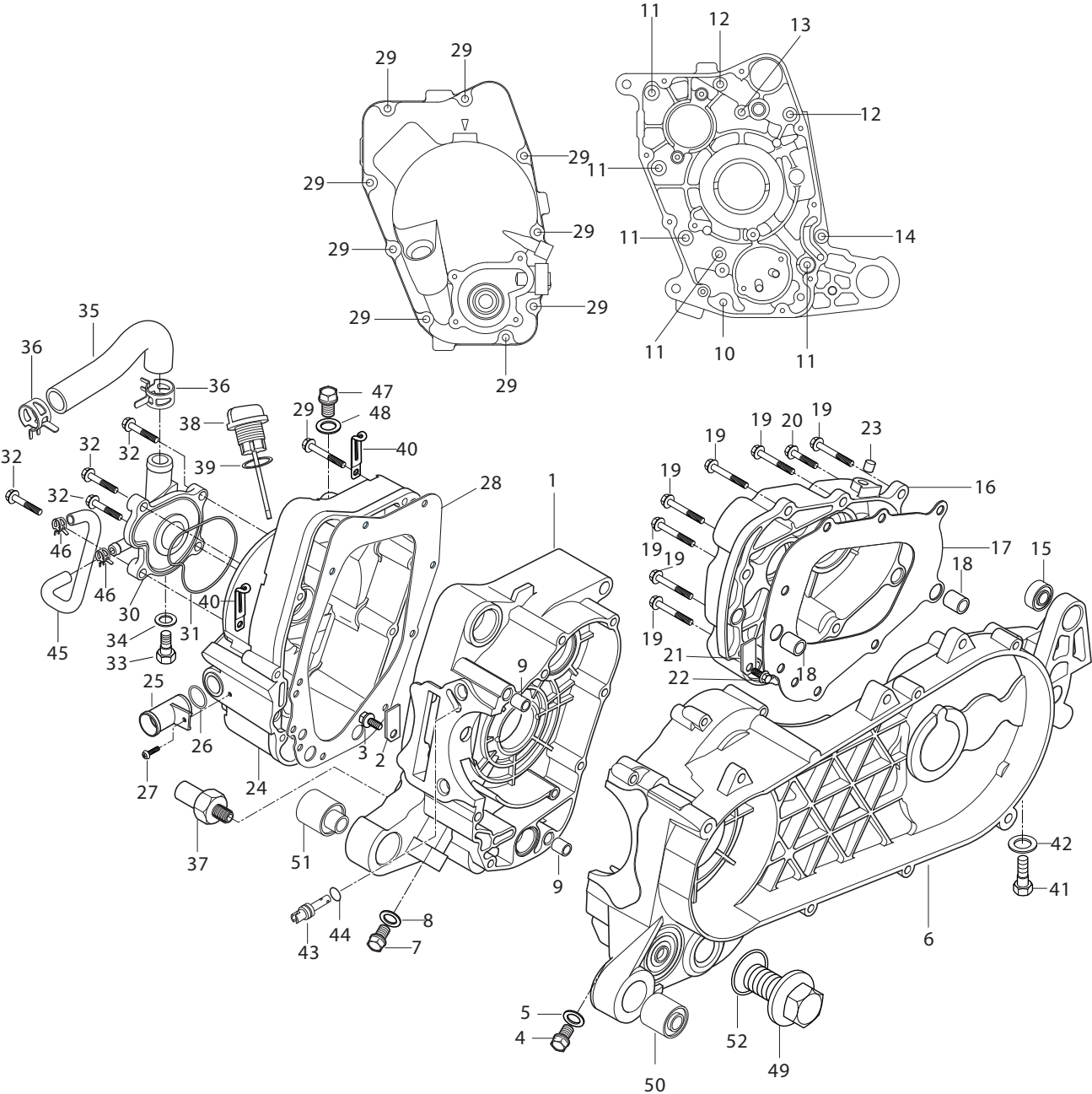
FIG.3-125



## FIG 3. CYLINDER(125cc)

REF. NO.	PARTS NO.	PARTS NAME	Q'TY	REMARKS	REC.Q'TY / 100 Motorcycles (PCS)
	7EU01/7EN01/7SO01/7GO01				
1	11210HP7600HPA	CYLINDER COMP	1		5
2	11241HP7600	GASKET, cylinder (NA)	1		30
3	01421-06258	BOLT, cylinder stud	2		
4	08316-16068	NUT, cylinder	2		
5	04213-13189	KNOCK PIN, cylinder	2		
6	08316-16068	NUT, cylinder head	3		
7	04213-13189	KNOCK PIN, cylinder head	2		
8	17541HP7600	O-RING, water pump connector cap	1		
9	17530HP7602	CAP COMP, water pump connector	1		
10	09106-06030	BOLT, water pump connector cap	2		
11	17491HP7600	HOSE, water pump outlet	1		
12	09401H22401	CLAMP, water pump outlet hose	2		

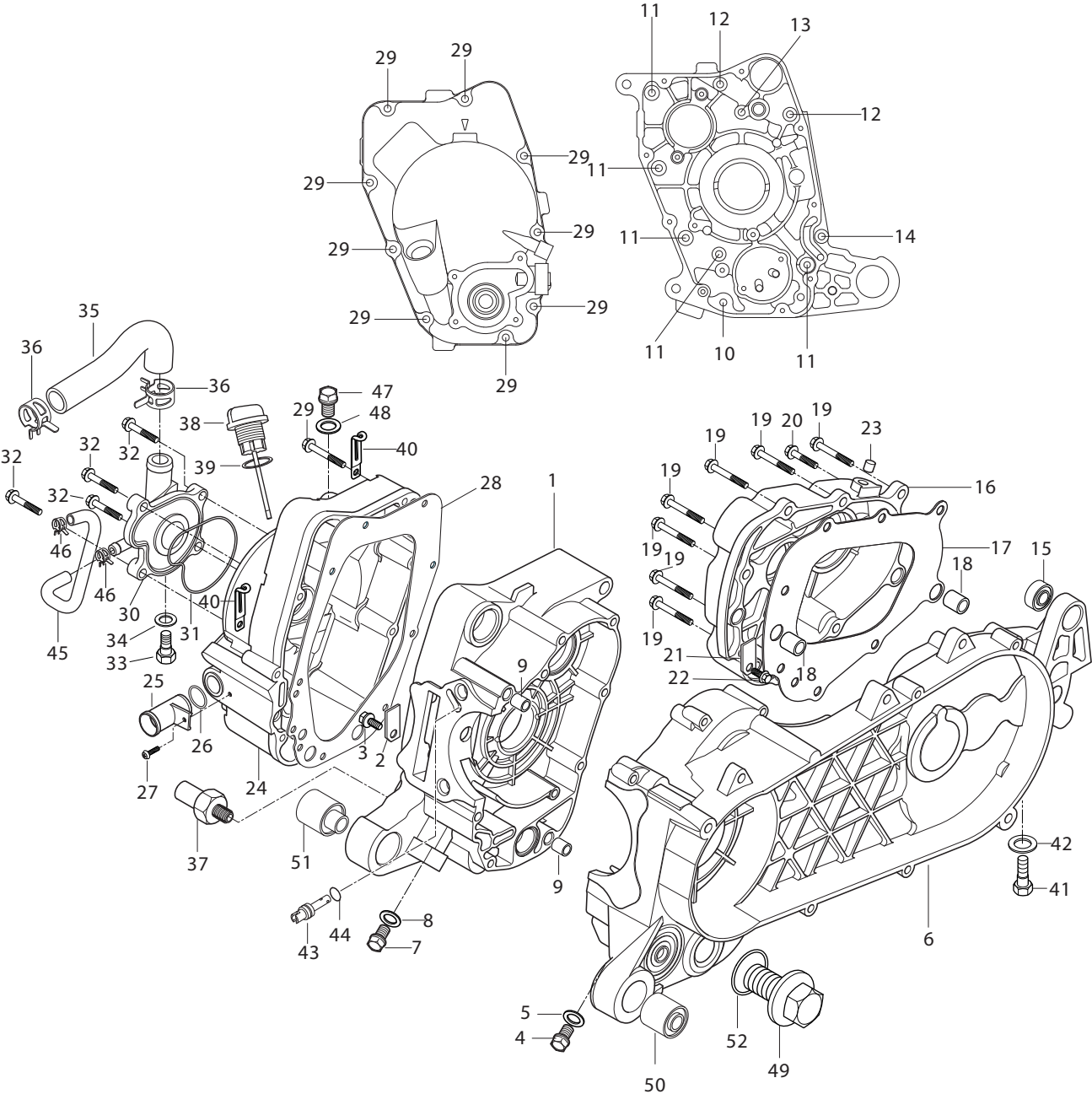
FIG.4-125



## FIG 4. CRANKCASE & GEAR BOX COVER(125cc)

REF.	PARTS NO.	PARTS NAME	Q'TY	REMARKS	REC.Q'TY / 100 Motorcycles
NO.	7EU01/7EN01/7SO01/7GO01				(PCS)
1	11310HP7600HPA	CRANKCASE ASS'Y R	1		5
2	11393-29A01	MAGNETO	1		
3	01517-06128	BOLT, magneto	1		
4	01514-08128	BOLT, oil gallery	1		
5	09168-08015	GASKET, oil gallery bolt	1		30
6	11320HP7600HPA	CRANKCASE ASS'Y, L	1		
7	01514-08128	BOLT, oil gallery	1		
8	09168-08015	GASKET, oil gallery bolt	1		30
9	04213-11169	PIN, crankcase knock	2		
10	01547-06408	BOLT, crankcase R	1		
11	01547-06508	BOLT, crankcase R	5		
12	01547-06758	BOLT, crankcase R	2		
13	01547-06858	BOLT, crankcase R	1		
14	09103H06003	BOLT, crankcase R(L=100)	1		
15	09319-10032	BUSH, rear shock absorber	1		
16	11431HP7600HPA	COVER, gear box	1		
17	11484HP7600	GASKET, gear box cover (NA)	1		
18	04213-13189	PIN, gear box cover knock	2		
19	07120-08308	BOLT, gear box cover	7		
20	09106H08458	BOLT, gear box cover	1		
21	11393-29A01	MAGNETO	1		
22	01517-06128	BOLT, magneto	1		
23	09250H11005	PLUG, oil fillet	1		
24	11350HP760003P	COVER COMP, magneto	1		
25	17480HP7600	UNION COMP, water pump hose	1		
26	09280H17005	O-RING, water pump hose union	1		

FIG.4-125



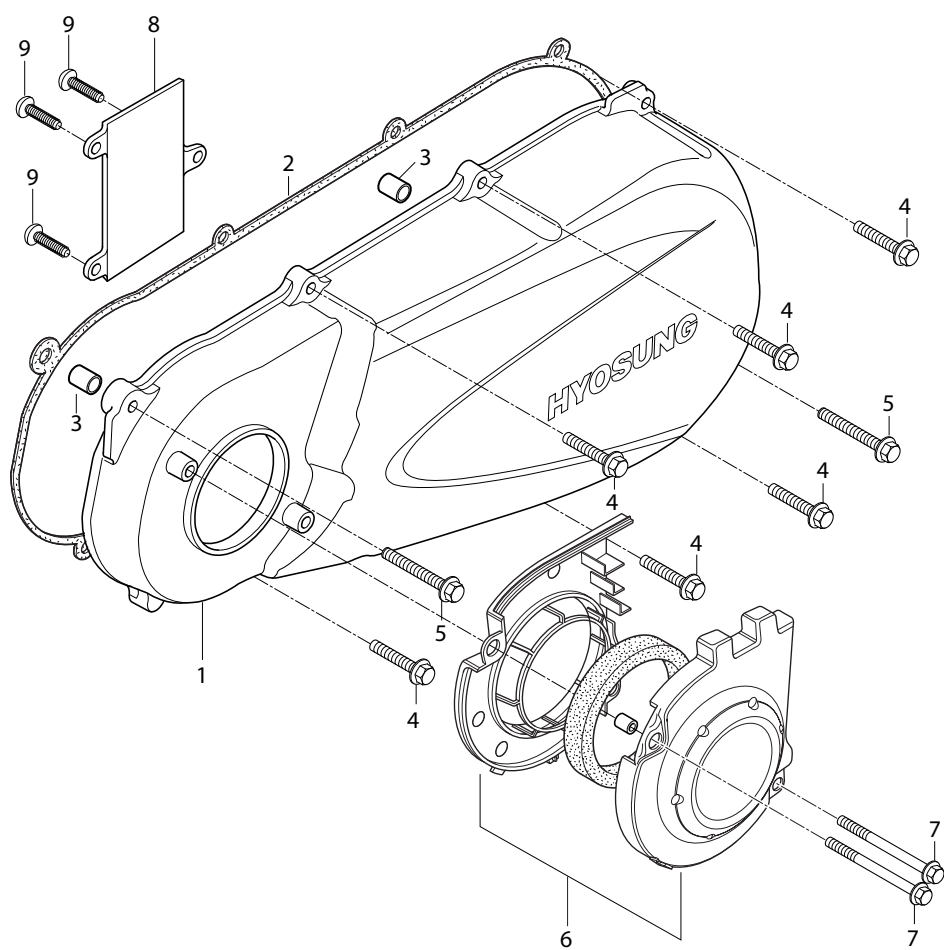
FWD



## FIG 4. CRANKCASE & GEAR BOX COVER(125cc)

REF.	PARTS NO.	PARTS NAME	Q'TY	REMARKS	REC.Q'TY / 100 Motorcycles
NO.	7EU01/7EN01/7SO01/7GO01				(PCS)
27	07110-06128	BOLT, water pump hose union	1		
28	11483HP7600	GASKET, magneto cover (NA)	1		20
29	01547-06208	BOLT, magneto cover	6		
30	17410HP7600	CASE COMP, water pump	1		
31	17461HP7600	O-RING, water pump case	1		
32	01547-06208	BOLT, water pump case	4		
33	09247H08001	BOLT, drain	1		
34	09168H08001	GASKET, drain bolt	1		30
35	17771HP7600	HOSE, rachator outlet NO.2	1		
36	09401H22401	CLAMP, water pump outlet hose	2		
37	37820HS7600	SWITCH ASS'Y, oil pressure	1		10
38	11971HP7600	GAUGE, oil level	1		10
39	09280H17003	O-RING, oil level gauge	1		
40	09403H09304	CLAMP	2		
41	09247-100A8	PLUG, drain	1		
42	09168H10003	GASKET, drain plug	1		
43	11411HN9100	JET, oil cylinder	1		
44	09280H04002	O-RING, oil jet	1		
45	17641HP7600	HOSE, thermostat bypass	1		
46	09401H13401	CLAMP, thermostat bypass hose	2		
47	09247H12012	PLUG, tdc	1		
48	09168H12003	GASKET, tdc plug	1		
49	09247H28001	PLUG, oil drain	1		
50	09319H10056	BUSH, engine mounting L	1		
51	09319H10066	BUSH, engine mounting R	1		
52	09280H32006	O-RING, drain plug	1		

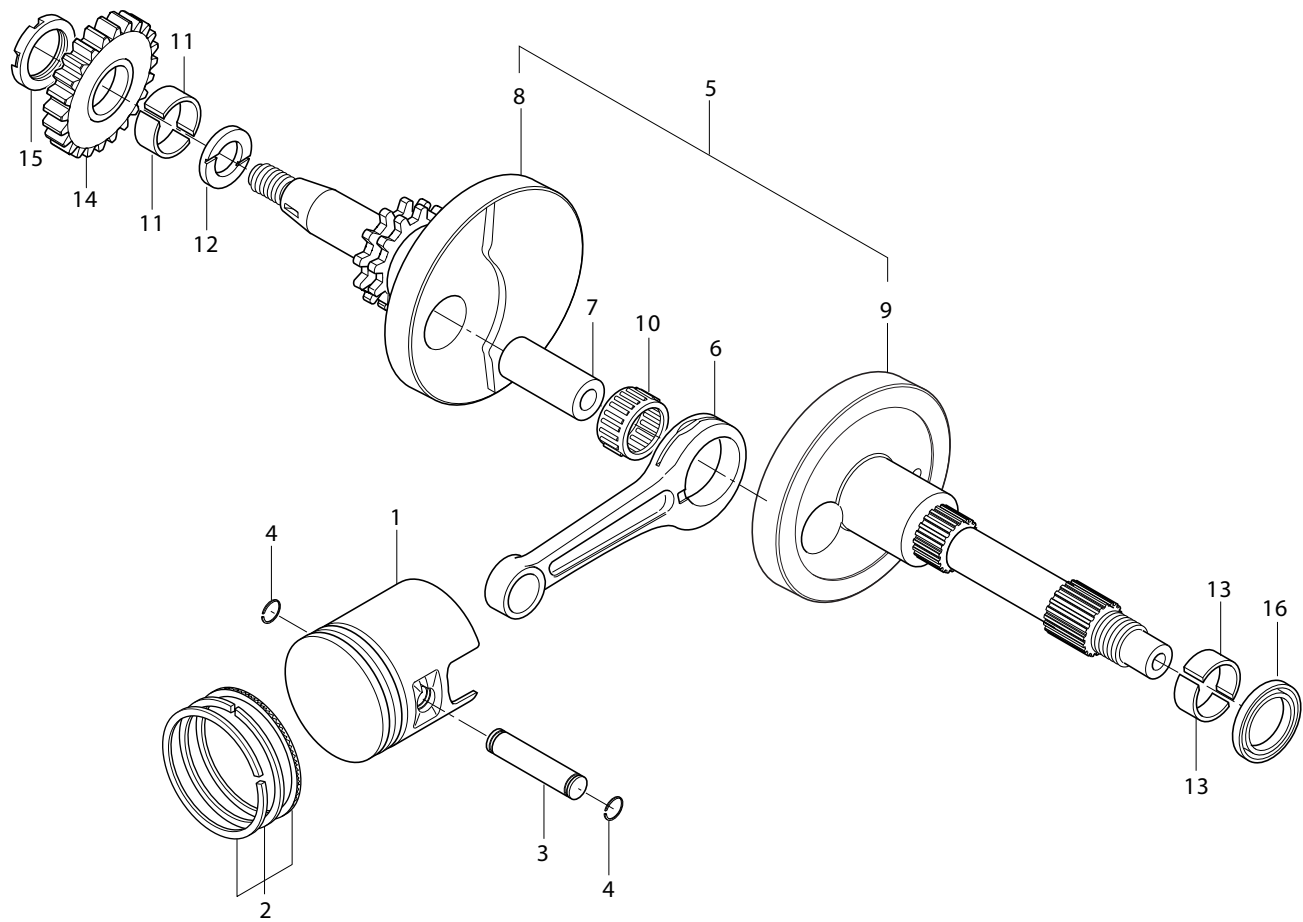
FIG.5-125



## FIG 5. CLUTCH COVER(125cc)

REF. NO.	PARTS NO.	PARTS NAME	Q'TY	REMARKS	REC.Q'TY / 100 Motorcycles (PCS)
	7EU01/7EN01/7SO01/7GO01				
1	11341HP760003P	COVER, clutch	1		5
2	11485HP7601	GASKET, clutch cover (NA)	1		10
3	04213-13189	PIN, clutch cover knock	2		
4	01547-06258	BOLT, clutch cover	6		
5	01547-06358	BOLT, clutch cover	2		
6	17200HP7600	CASE ASS'Y, crankcase cleaner	1		10
7	01517-06165	BOLT, crankcase cleaner	2		
8	11346HP7600	PLATE, clutch cover	1		
9	02112-06108	SCREW, clutch cover plate	3		

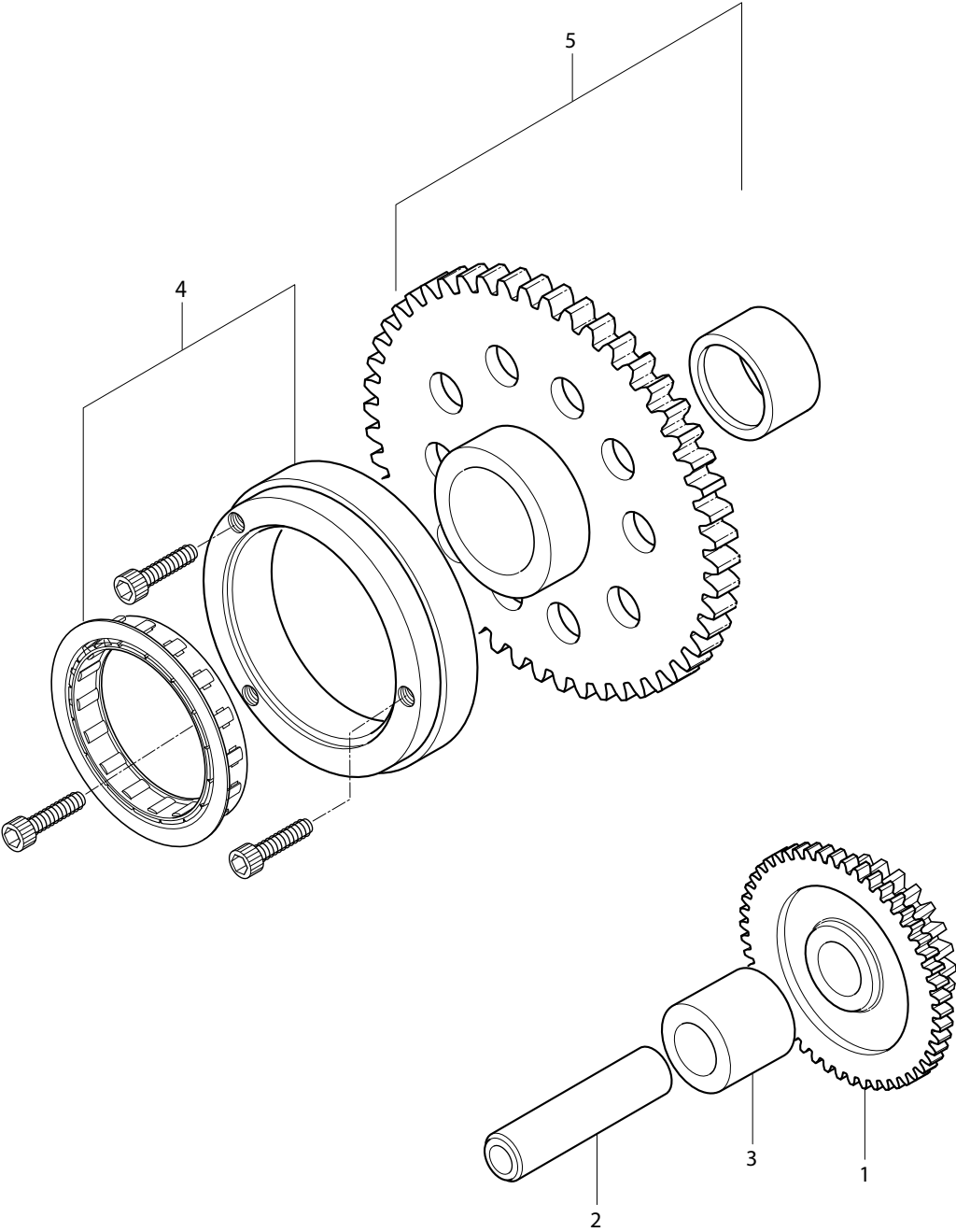
FIG.6-125



## FIG 6. CRANK SHAFT(125cc)

REF.	PARTS NO.	PARTS NAME	Q'TY	REMARKS	REC.Q'TY / 100 Motorcycles
NO.	7EU01/7EN01/7SO01/7GO01				(PCS)
1	12111HP7600PPS	PISTON COMP	1		10
2	12110SP7600HPA	RING SET, piston	1		10
3	12151-30B00	PIN, piston	1		
4	09381-15001	CIRCLIP, piston pin	2		10
5	12200HP7600HPA	CRANKSHAFT ASS'Y	1		5
6	12161HJ8200	ROD, connecting	1		5
7	12210HP7600	PIN COMP, crank	1		5
8	12221HP7600CSA	CRANKSHAFT, R	1		5
9	12261HP7600CSA	CRANKSHAFT, L	1		5
10	09263H30003	BEARING, crank pin	1		5
11	12228HP7600	BEARING, crankshaft R	2		5
12	12229HP7600	WASHER, crankshaft thrust R	1		
13	12268HP7600	BEARING, crankshaft L	2		
14	09180H35010	SPACER, crank balancer drive	1		
15	09140H35001	NUT, crank balancer drive	1		
16	09283H28001	SEAL, crankshaft l oil	1		

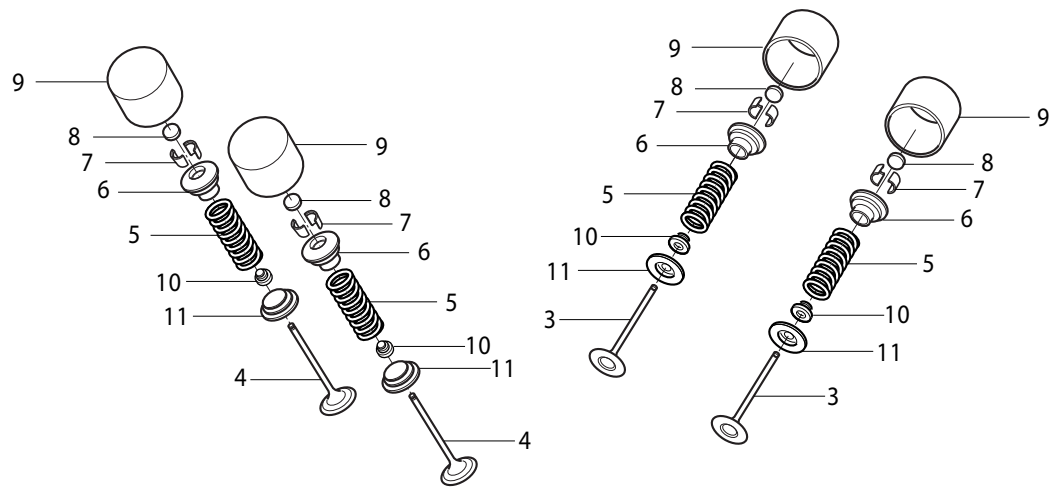
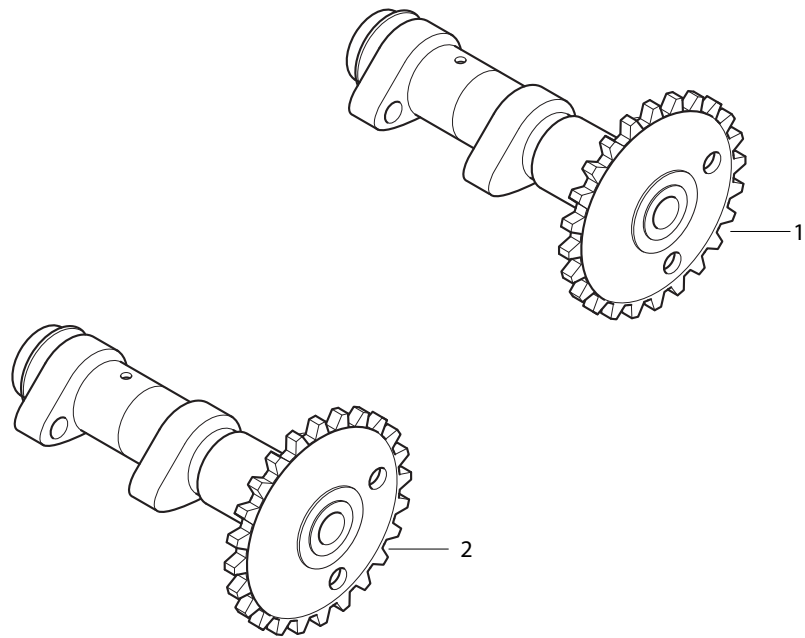
FIG.7-125



# FIG 7. STARTER CLUTCH(125cc)

REF.	PARTS NO.	PARTS NAME	Q`TY	REMARKS	REC.Q'TY / 100 Motorcycles
NO.	7EU01/7EN01/7SO01/7GO01				(PCS)
1	12611HP7600	GEAR, starter idle	1		5
2	12612HP7600	SHAFT, starter idle gear	1		5
3	09180H13001	SPACER, starter idle gear	1		
4	12614HP7600	CLUTCH, starter one-way	1		5
5	12620HP7600	GEAR COMP, starter clutch	1		5

FIG.8-125

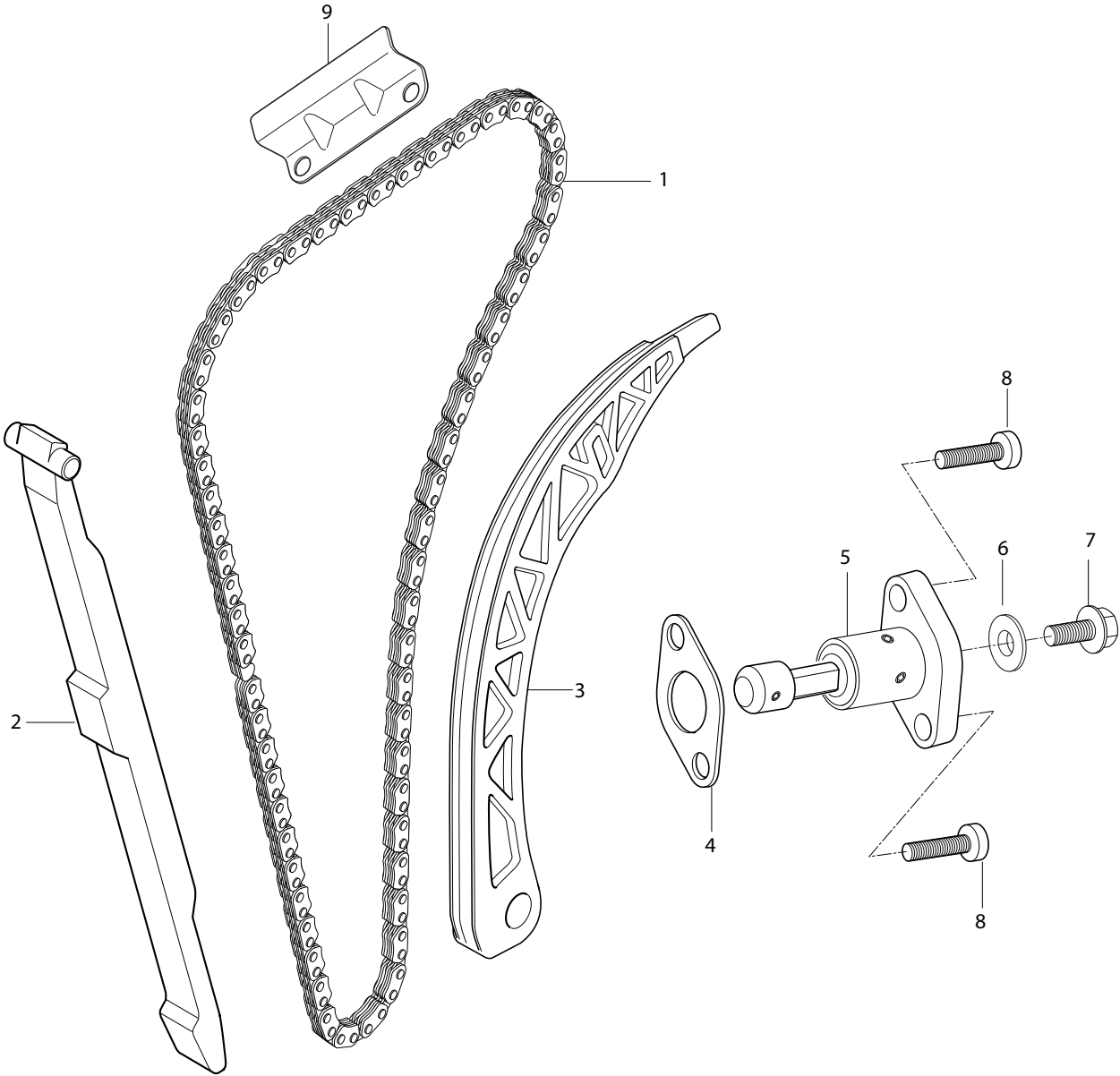




## FIG 8. CAM SHAFT(125cc)

REF.	PARTS NO.	PARTS NAME	Q'TY	REMARKS	REC.Q'TY / 100 Motorcycles
NO.	7EU01/7EN01/7SO01/7GO01				(PCS)
1	12711HP7600888	CAMSHAFT COMP, intake	1		5
2	12721HP7600888	CAMSHAFT COMP, exhaust	1		5
3	12911HJ8200	VALVE, intake	2		5
4	12912HJ8200	VALVE, exhaust	2		5
5	12921HJ8200	SPRING, valve	4		
6	12931HJ8200	RETAINER, valve spring	4		
7	12932HJ8200	COTTER, valve	8		
8	12892-05C00	SHIM, tappet	4		
9	12881HJ8200	TAPPET	4		
10	09289H04002	SEAL, valve stem oil	4		
11	12933HJ8200	SEAT, valve spring	4		

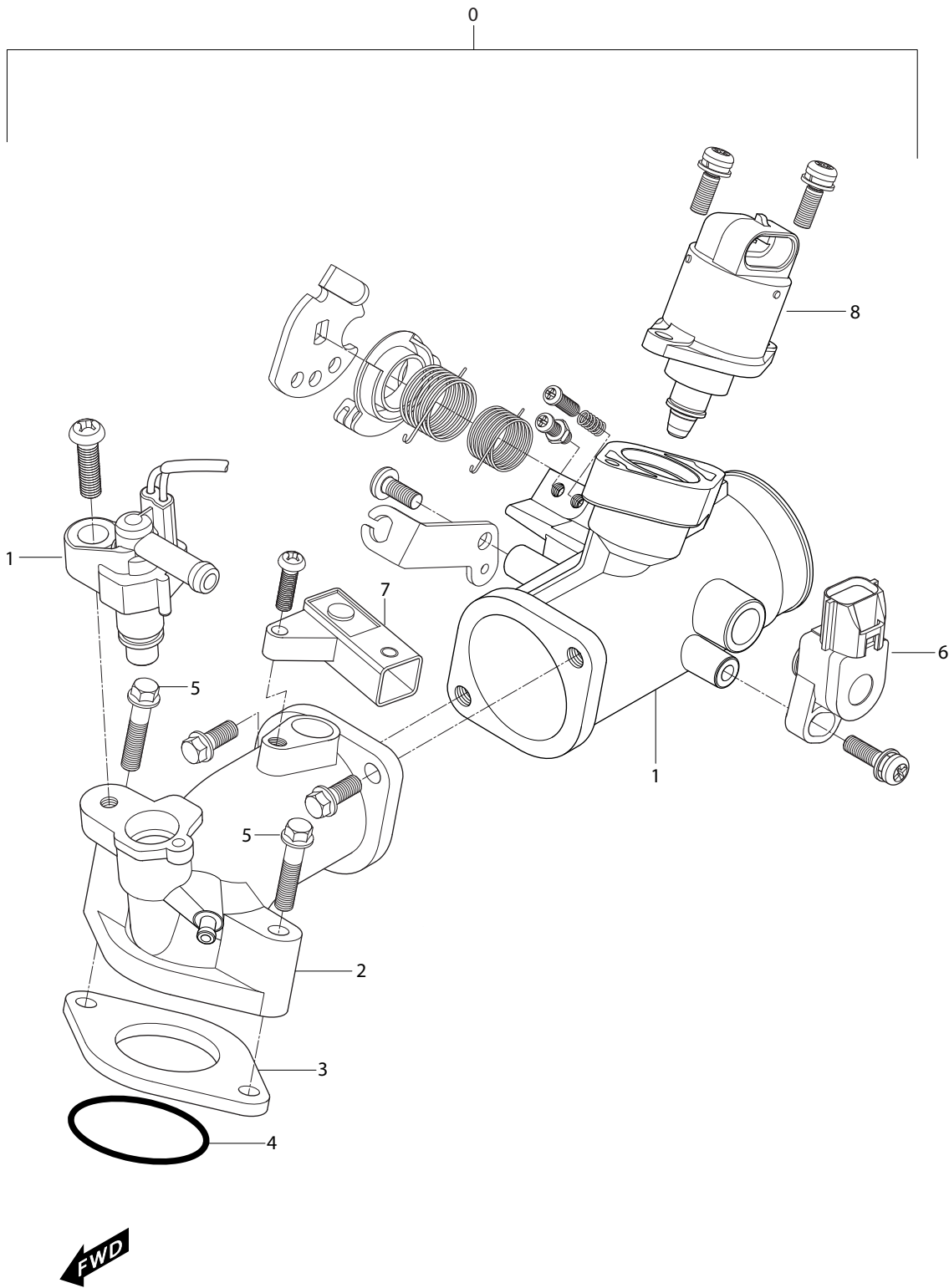
FIG.9-125



## FIG 9. CAM CHAIN(125cc)

REF. NO.	PARTS NO.	PARTS NAME	Q'TY	REMARKS	REC.Q'TY / 100 Motorcycles (PCS)
	7EU01/7EN01/7SO01/7GO01				
1	12760-16E00	CHAIN COMP, camshaft drive	1		5
2	12771HP7600	GUIDE, cam chain NO.1	1		
3	12811HP7600	TENSIONER, cam chain	1		5
4	12837HP7600	GASKET, tensioner adjuster (NA)	1		10
5	12830HP7600	ADJUSTER ASS'Y, tensioner	1		10
6	12838HP7600	O-RING, adjuster	1		
7	12839HP7600	BOLT, adjuster	1		
8	07110-06208	BOLT, tensioner adjuster	2		
9	12782HP7600	GUIDE, cam chain NO.2	1		

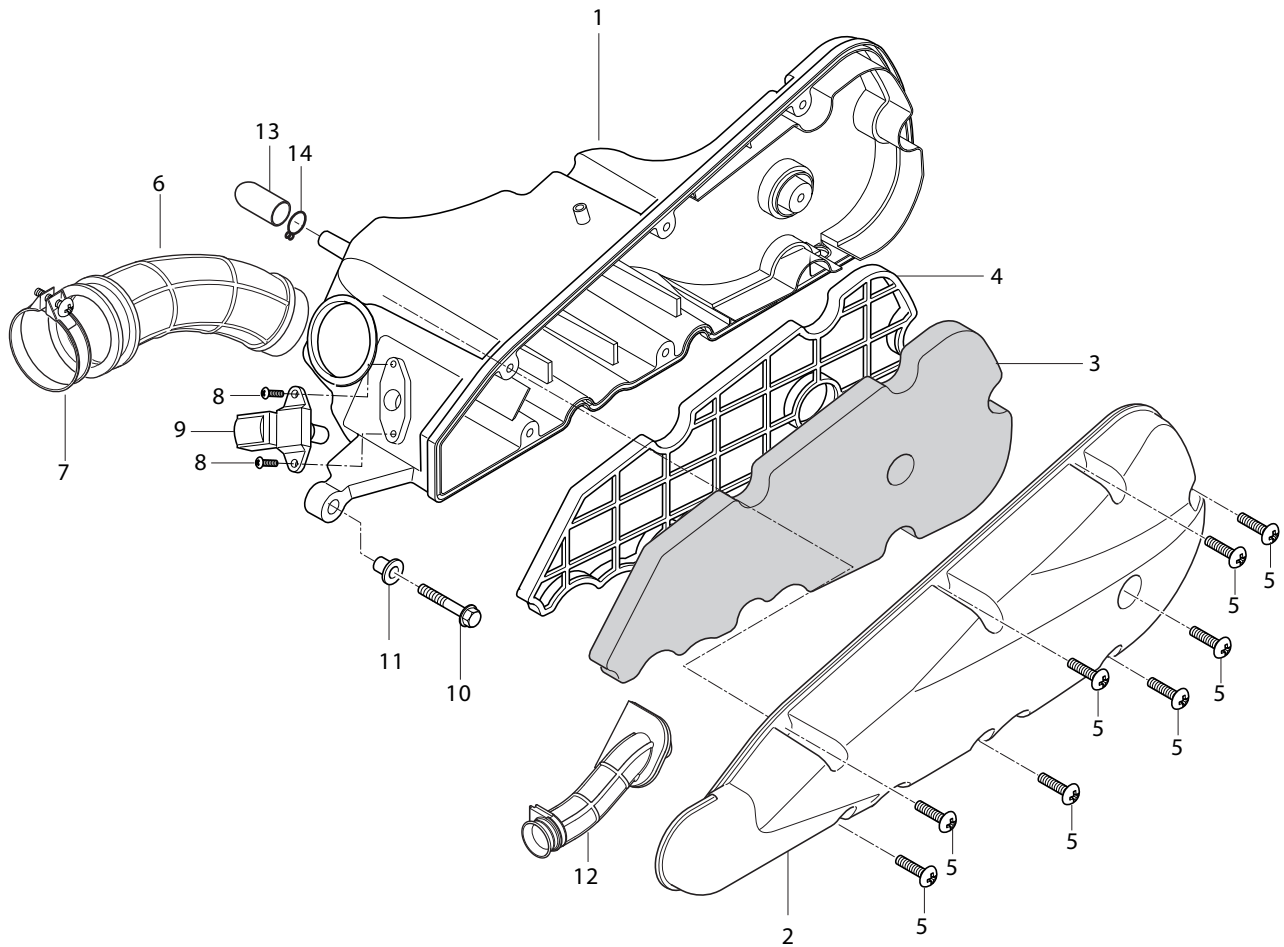
FIG.10-125



## FIG 10. THROTTLE BODY(125cc)

REF.	PARTS NO.	PARTS NAME	Q'TY	REMARKS	REC.Q'TY / 100 Motorcycles
NO.	7EU01/7EN01/7SO01/7GO01				(PCS)
0	13400HS7600	BODY ASS'Y, throttle	1		10
1	15710HP8800	INJECTOR	1		5
2	13110HS7600	PIPE COMP, intake	1		5
3	13129HS7600	INSULATOR, carburetor	1		5
4	09280H34000	O-RING, intake pipe	1		10
5	01547-06408	BOLT, intake pipe	2		
6	13580HP8800	SENSOR, throttle position	1		5
7	37920HP8800	SENSOR, intake air pressure	1		5
8	37940HP8800	SOLENOID, idle speed control	1		5

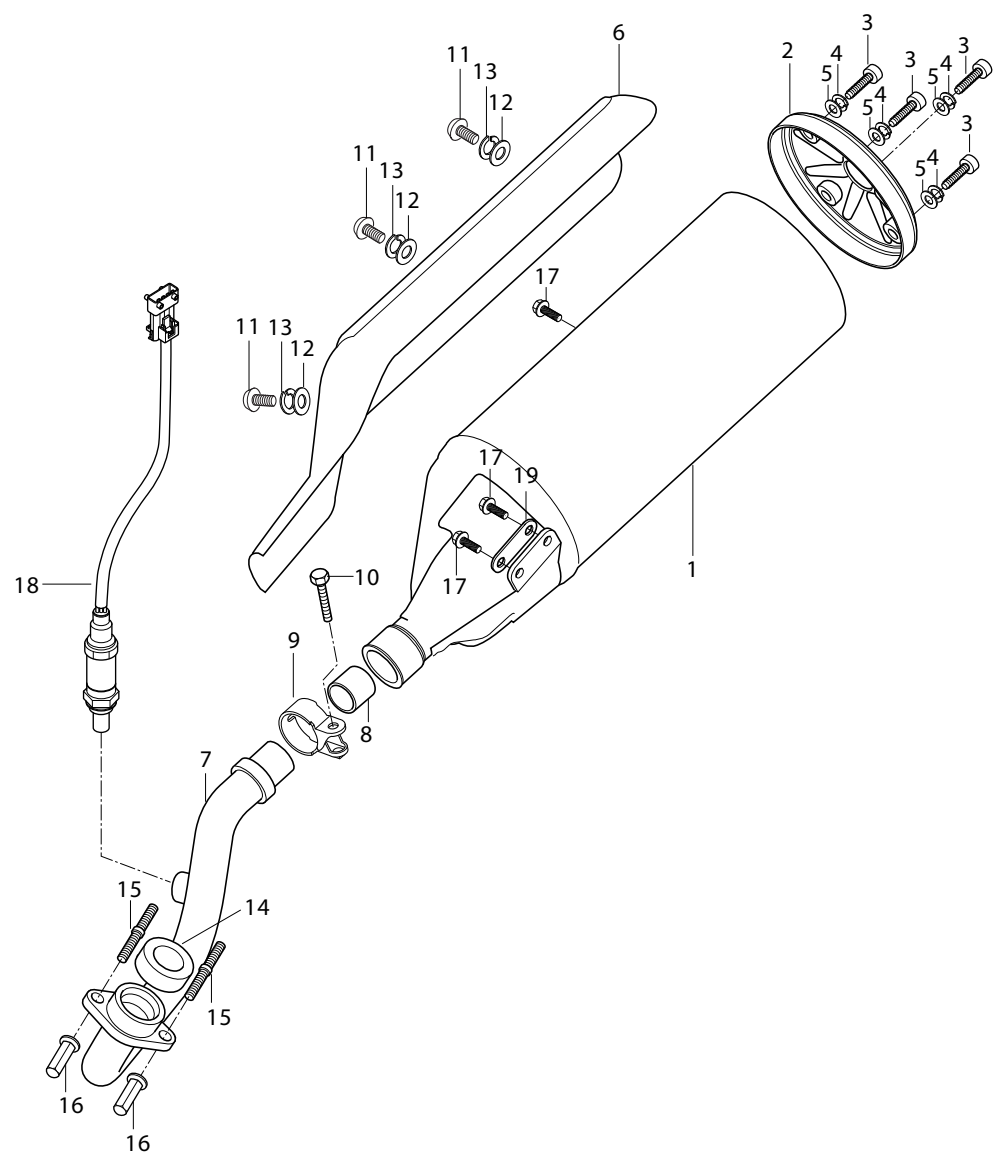
FIG.11-125



## FIG 11. AIR CLEANER(125cc)

REF.	PARTS NO.	PARTS NAME	Q'TY	REMARKS	REC.Q'TY / 100 Motorcycles
NO.	7EU01/7EN01/7SO01/7GO01				(PCS)
0	13700HS7600	CLEANER ASS'Y, air	1		5
1	13720HP7600	CASE COMP, air cleaner	1		
2	13740HP7600	CAP COMP, air cleaner	1		
3	13781HP7600	FILTER, air cleaner	1		40
4	13751HP7600	TRAP, air cleaner	1		
5	02142-05165	SCREW, air cleaner	8		
6	13881HS7600	TUBE, outlet	1		
7	09402-40208	CLAMP, outlet tube	1		
8	03241-04125	SCREW, intake air temperature	2		
9	37930HP8800	SENSOR, intake air temperature	1		10
10	01547-06258	BOLT, air cleaner	3		
11	13725HF4500	COLLAR, air cleaner	3		
12	13891HP7600	TUBE, inlet	1		
13	13895HF4500	PLLIG, drain	1		
14	09401-14301	CLIP, DRAIN PLLIG	1		

FIG.12-125

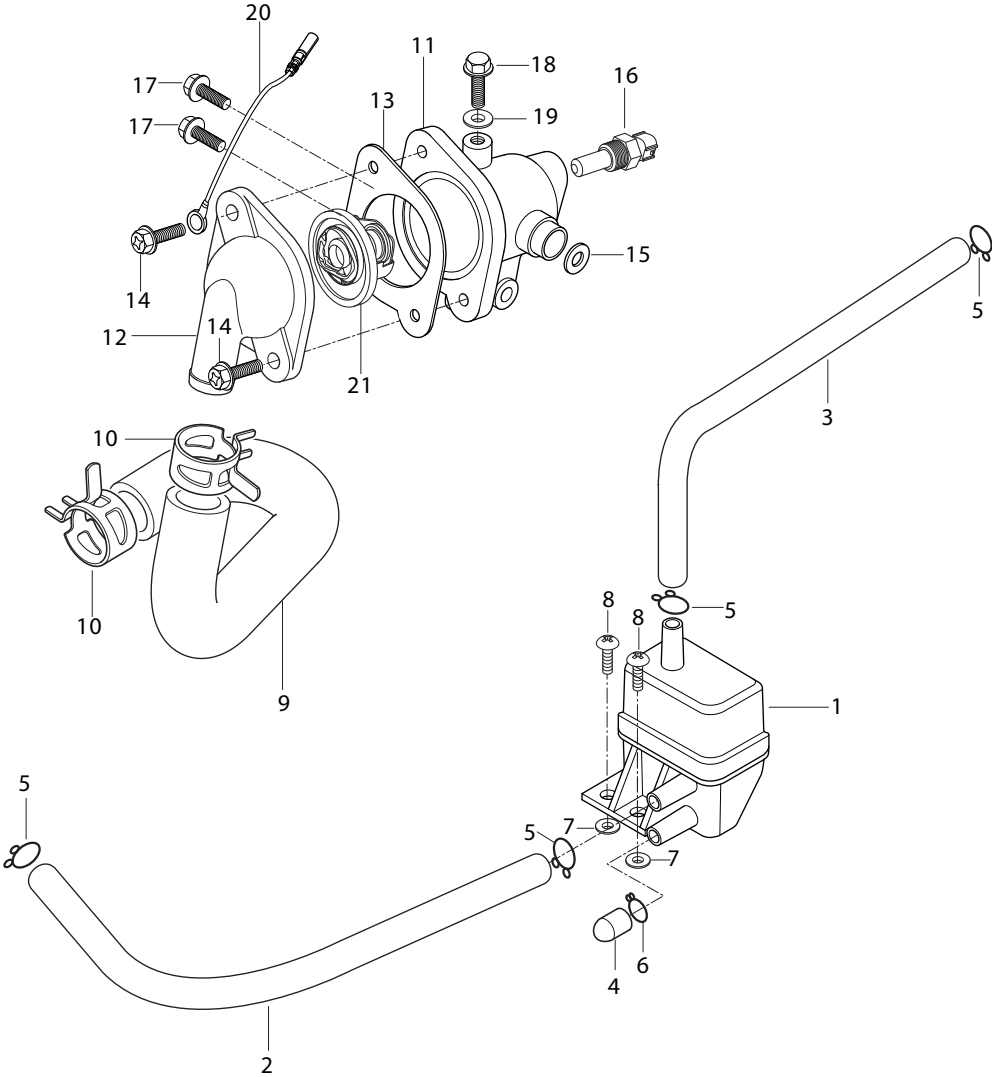




## FIG 12. MUFFLER(125cc)

REF.	PARTS NO.	PARTS NAME	Q'TY	REMARKS	REC.Q'TY / 100 Motorcycles
NO.	7EU01/7EN01/7SO01/7GO01				(PCS)
0	14301HS7690PLH	BODY ASS'Y, muffler	1		5
1	14310HS7690	BODY COMP, muffler	1		5
2	14791HP7600	COVER, muffler rear	2		10
3	09106H06001	BOLT, muffler rear cover	4		
4	08321-31068	WASHER, muffler rear cover(SPRING)	4		
5	08322-21068	WASHER, muffler rear cover(PLANE)	4		
6	14781HP7600	COVER, muffler	1		
7	14150HS7600	PIPE COMP, exhaust	1		
8	14773HG5800	GASKET, connector exhaust pipe	1		20
9	14770HP7600	CONNECTOR COMP, exhaust pipe	1		
10	01517-08468	BOLT, connector exhaust pipe	1		
11	09106H06150	BOLT, muffler cover	3		
12	09160H06005	WASHER, muffler cover(PLANE)	3		
13	08321-31068	WASHER, muffler cover(SPRING)	3		
14	14181-46E00	GASKET, exhaust pipe	1		20
15	01421-08258	BOLT, exhaust pipe stud	2		
16	08316-26086	NUT, exhaust pipe	2		
17	01177-08268	BOLT, muffler support	3		
18	37950HP8800	SENSOR ASS'Y, oxygen	1		10
19	14427HP7600	REINFORCEMENT, muf sprt NO.1	1		

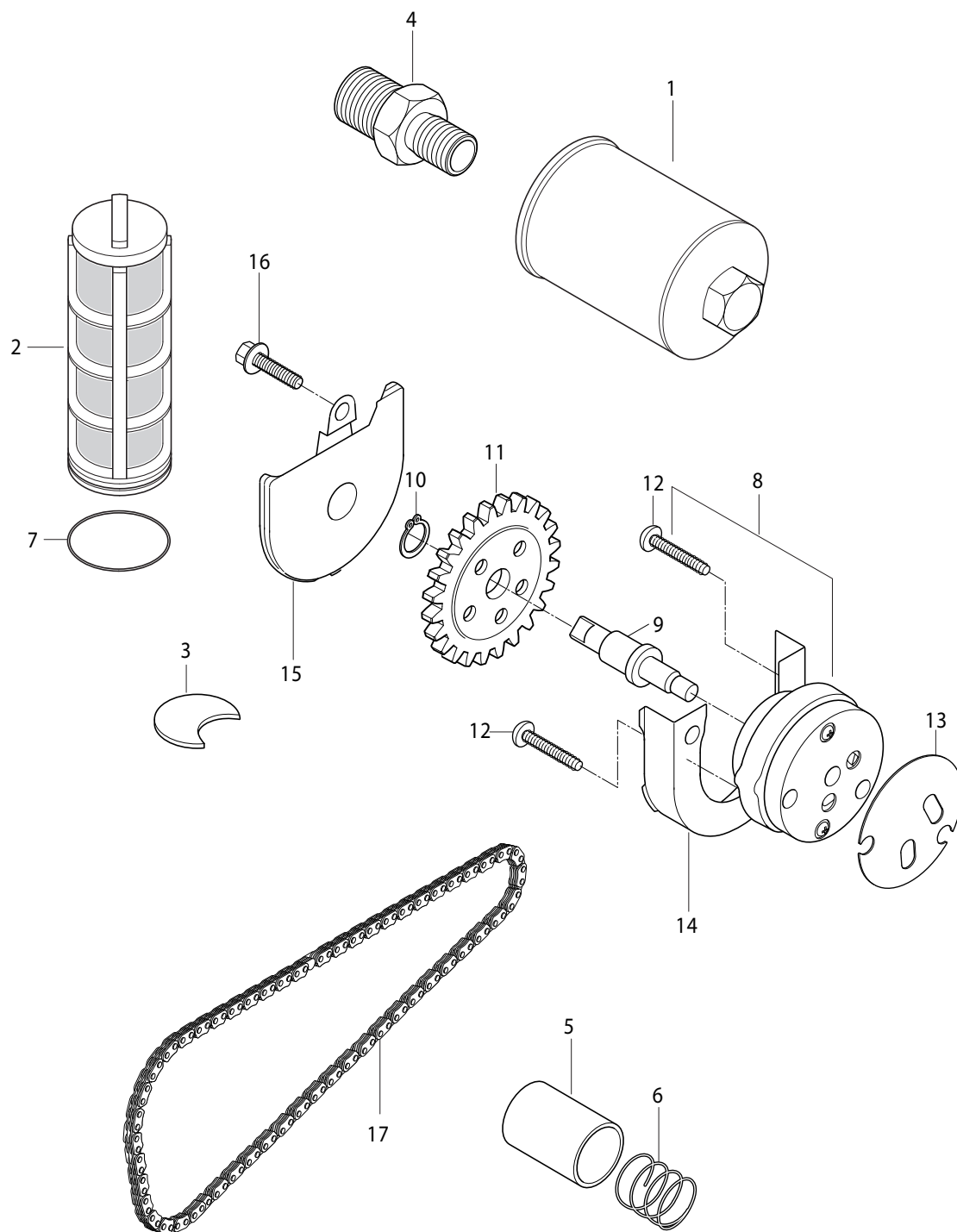
FIG.13-125



## FIG 13. CONNECTOR(125cc)

REF.	PARTS NO.	PARTS NAME	Q'TY	REMARKS	REC.Q'TY / 100 Motorcycles
NO.	7EU01/7EN01/7SO01/7GO01				(PCS)
1	16820HP7600	TANK COMP, breather oil return	1		5
2	16831HP7600	HOSE, breather oil return c/head	1		5
3	52541HN9161	HOSE, breather oil return drain	1		5
4	16841HP7600	HOSE, breather oil return tube	1		5
5	09401H11401	CLIP, breather oil return hose	4		20
6	02112-96168	BOLT, breather oil return tank	2		
7	09401-08401	CLIP, breather oil return drain	1		
8	09169H06078	WASHER, breather oil return tank	2		
9	17751HP7600	HOSE, radiator inlet NO.2	1		
10	09401H22401	CLAMP, radiator hose	2		
11	17620HP8800	CONNECTOR COMP, thermostat inlet	1		
12	17631HP7603	CAP, thermostat connector	1		
13	17611HP7600	GASKET, thermostat	1		
14	09128-06005	BOLT, thermostat connector	2		
15	09280H14012	O-RING, thermostat connector	1		
16	17650HP9300	SENSOR, water temp & gauge unit	1		
17	09128H06006	BOLT	2		
18	01517-06128	BOLT, connector	1		
19	09168H06019	WASHER, connector	1		
20	17660HS7600	LEAD WIRE, engine	1		
21	17610HP8900HPA	THERMOSTAT ASS'Y	1		5

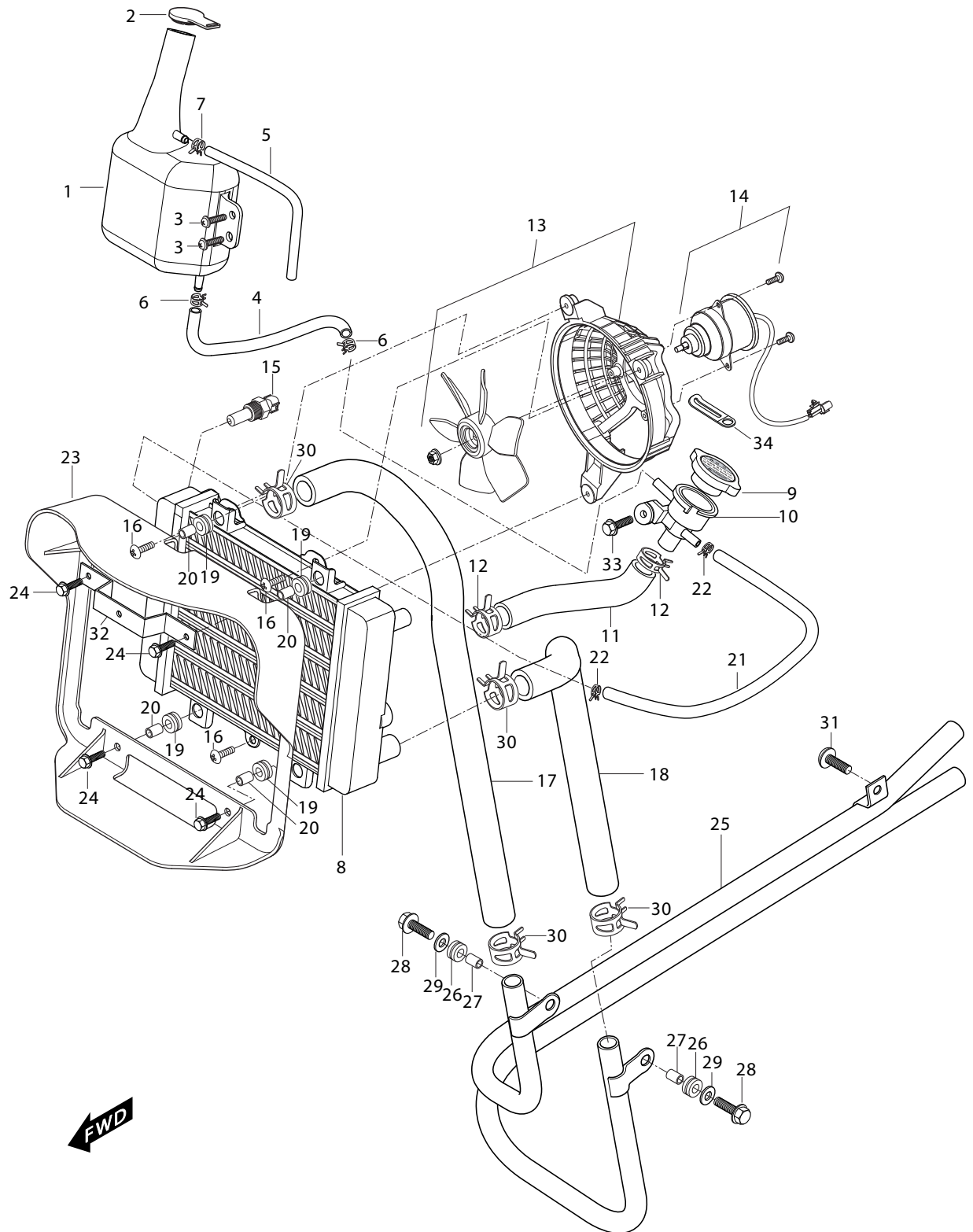
FIG.14-125



## FIG 14. OIL PUMP(125cc)

REF.	PARTS NO.	PARTS NAME	Q'TY	REMARKS	REC.Q'TY / 100 Motorcycles
NO.	7EU01/7EN01/7SO01/7GO01				(PCS)
1	16510HP7600HAS	FILTER COMP, engine oil	1		30
2	16520HP7600	STRAINER COMP, engine oil	1		
3	16531HP7600	PLATE, oil strainer	1		
4	09362H14001	UNION, engine oil filter	1		
5	16441HP7600	VALVE, oil relief	1		
6	09440H10002	SPRING, relief valve	1		
7	09280H16001	O-RING, oil strainer	1		
8	16400HP7600	PUMP ASS'Y, oil	1		5
9	16415HP7600	SHAFT, oil pump	1		
10	08331-31109	CIRCLIP, oil pump sprocket	1		
11	16331HP7600	SPROCKET, oil pump	1		
12	02112-06258	SCREW, oil pump	2		
13	16731HP7600	GASKET, oil pump	1		5
14	16611HP7600	SEPARATOR, oil pump lower	1		
15	16620HP7600	SEPARATOR COMP, oil pump upper	1		
16	09128-06004	BOLT, oil pump separator	1		
17	16760HP7600	CHAIN COMP, oil pump	1		5

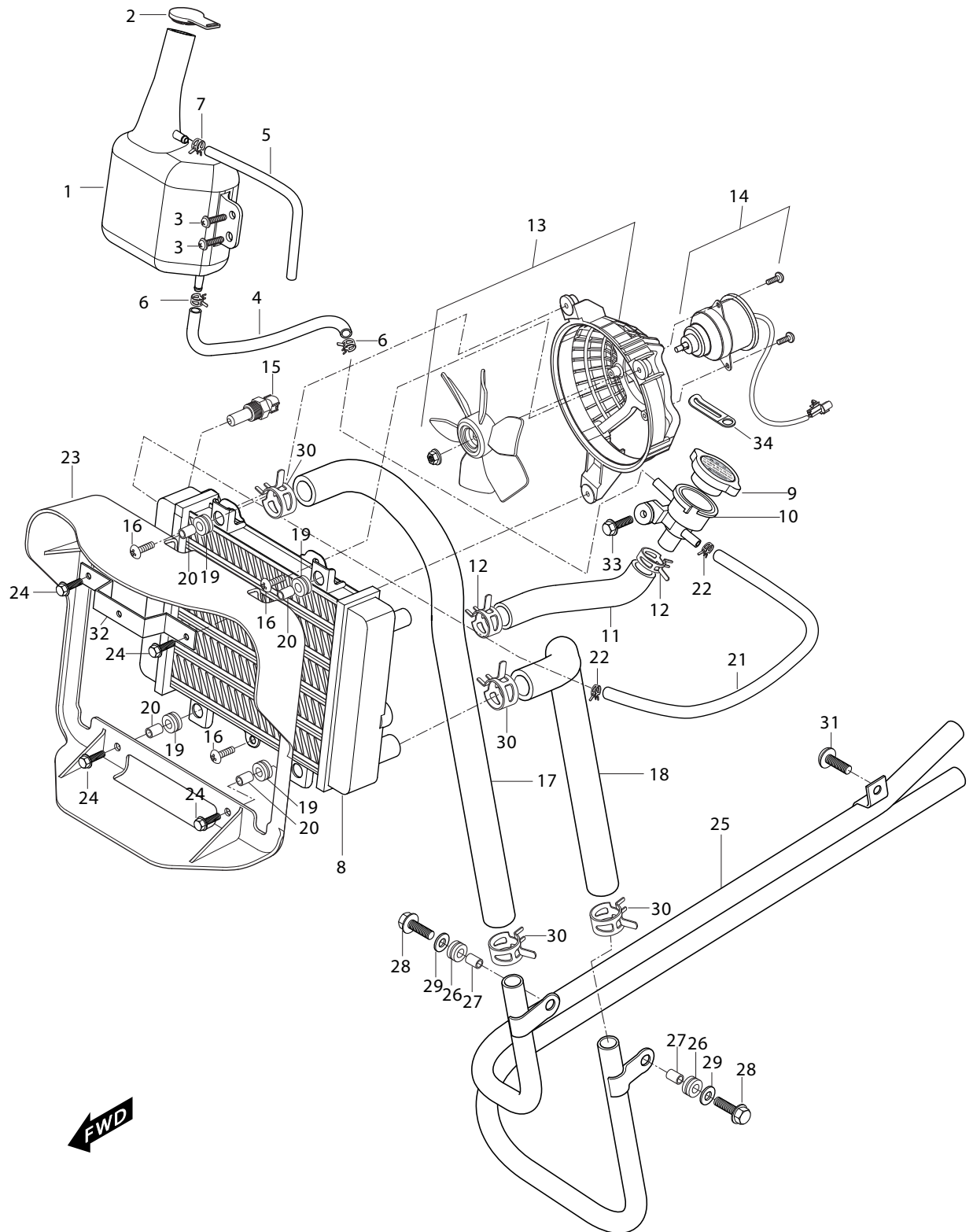
FIG.15-125



## FIG 15. RADIATOR(125cc)

REF. NO.	PARTS NO.	PARTS NAME	Q'TY	REMARKS	REC.Q'TY / 100 Motorcycles (PCS)
	7EU01/7EN01/7SO01/7GO01				
1	17911HP7600	TANK, reservoir	1		5
2	17921HN9100	CAP, reservoir tank	1		5
3	09136-06017	SCREW, reservoir tank	2		
4	17981HP7600	HOSE, reservoir tank inlet	1		5
5	17982HP7600	HOSE, reservoir tank overflow	1		5
6	09401H11403	CLAMP, reservoir tank inlet hose	2		
7	09401-09101	CLIP, reservoir tank overflow	1		
8	17710HP7600	RADIATOR COMP, water	1		5
9	17720HN9100	CAP COMP, radiator	1		5
10	17731HP7600	CASE, radiator cap	1		
11	17732HP7600	HOSE, radiator cap case	1		
12	09401H22401	CLAMP, radiator cap case hose	2		
13	17800HN9102	FAN ASS'Y, radiator	1		5
14	17810HN9100	MOTOR ASS'Y, radiator fan	1		5
15	17860HP7600	SWITCH ASS'Y, thermo	1		5
16	02142-05165	BOLT, radiator fan	3		
17	17741HP7600	HOSE, radiator inlet NO.1	1		
18	17761HP7600	HOSE, radiator outlet NO.1	1		
19	09320-10015	CUSHION, radiator	4		
20	09180-06030	SPACER, radiator	4		10
21	17981HP7600	HOSE, radiator breather	1		
22	09401H11403	CLAMP, radiator breather hose	2		
23	17791HP7600	GUIDE, radiator	1		
24	01517-06256	BOLT, radiator	4		

FIG.15-125

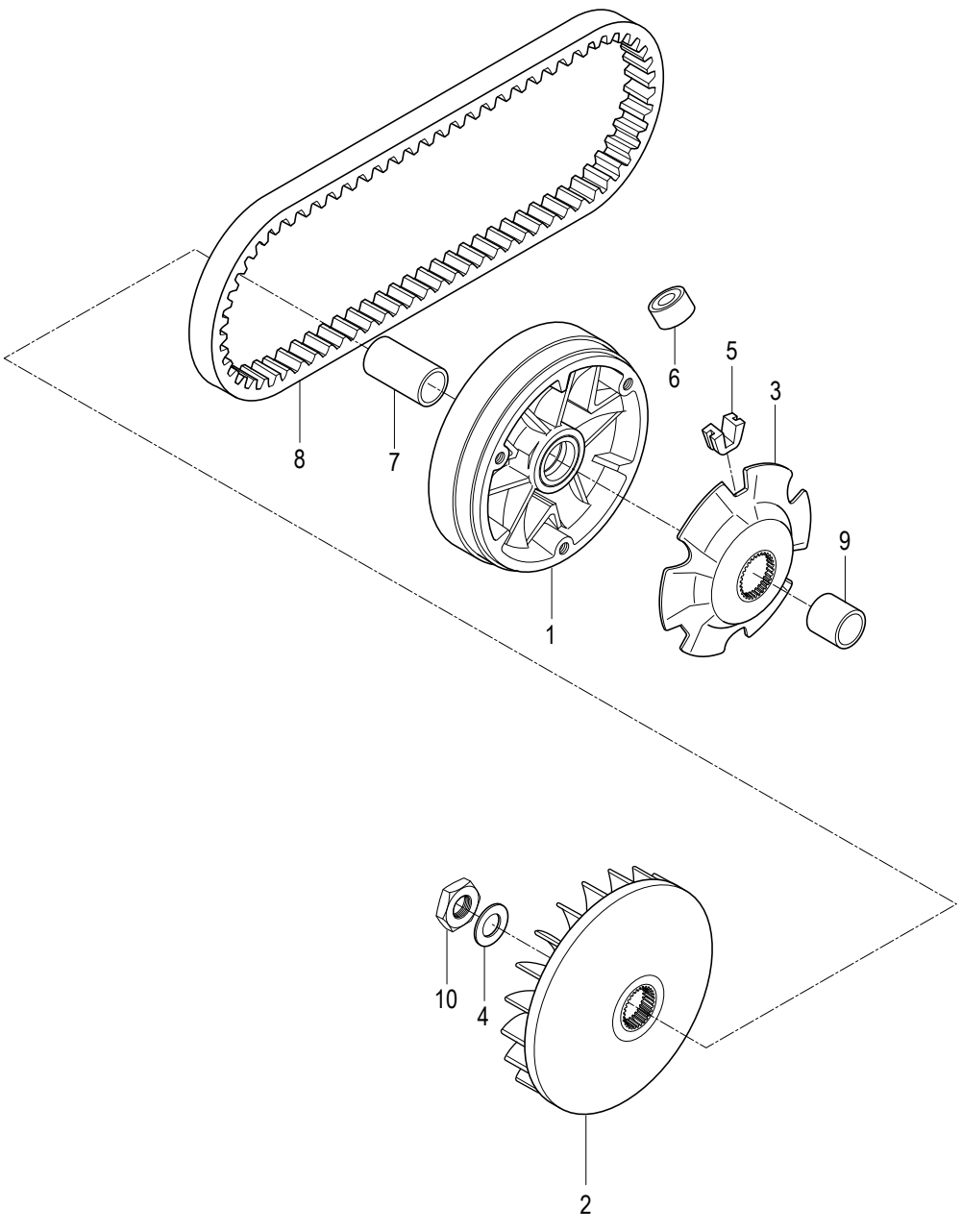




## FIG 15. RADIATOR(125cc)

REF.	PARTS NO.	PARTS NAME	Q'TY	REMARKS	REC.Q'TY / 100 Motorcycles
NO.	7EU01/7EN01/7SO01/7GO01				(PCS)
25	17780HP7600	PIPE COMP, radiator hose	1		5
26	09320-10015	CUSHION, radiator hose pipe	2		
27	09180-06030	SPACER, radiator hose pipe	2		
28	01104-06258	BOLT, radiator hose pipe	2		
29	09160-06006	WASHER, radiator hose pipe	2		
30	09401H22401	CLAMP, radiator hose	4		
31	02142-06108	SCREW, radiator hose pipe bracket	1		
32	38520HP7600	BRACKET, horn	1		
33	01517-06166	BOLT, radiator cap	1		
34	09404-06401	CLAMP, radiator fan	1		

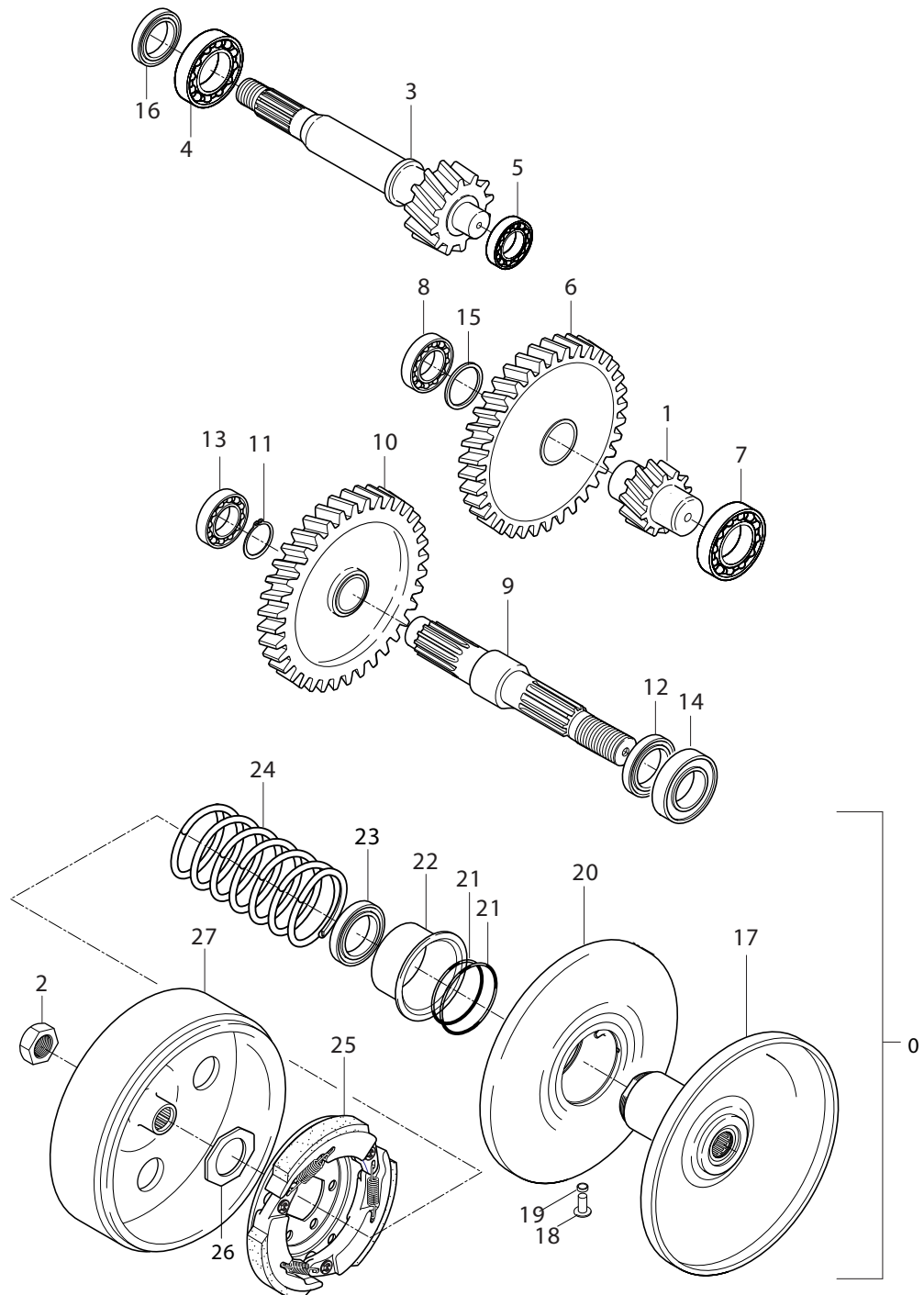
FIG.16-125



## FIG 16.TRANS MISSION(125cc)

REF.	PARTS NO.	PARTS NAME	Q'TY	REMARKS	REC.Q'TY / 100 Motorcycles
NO.	7EU01/7EN01/7SO01/7GO01				(PCS)
1	21120HF4503	FACE COMP, movable drive	1		10
2	21110HF4501	FACE COMP,fixed drive face	1		10
3	21431HP7600	PLATE, movable drive	1		
4	09164H16001	WASHER,fixed drive face	1		
5	21481HF4500	DAMPER, movable drive plate	3		
6	21650HP7600HPA	ROLLER COMP, movable drive	6		50
7	21127HP7600	SPACER, movable drive	1		
8	27601HP7600	V-BELT, drive	1		10
9	09180H20002	SPACER, movable drive plate	1		
10	09140-16014	NUT, fixed drive face	1		

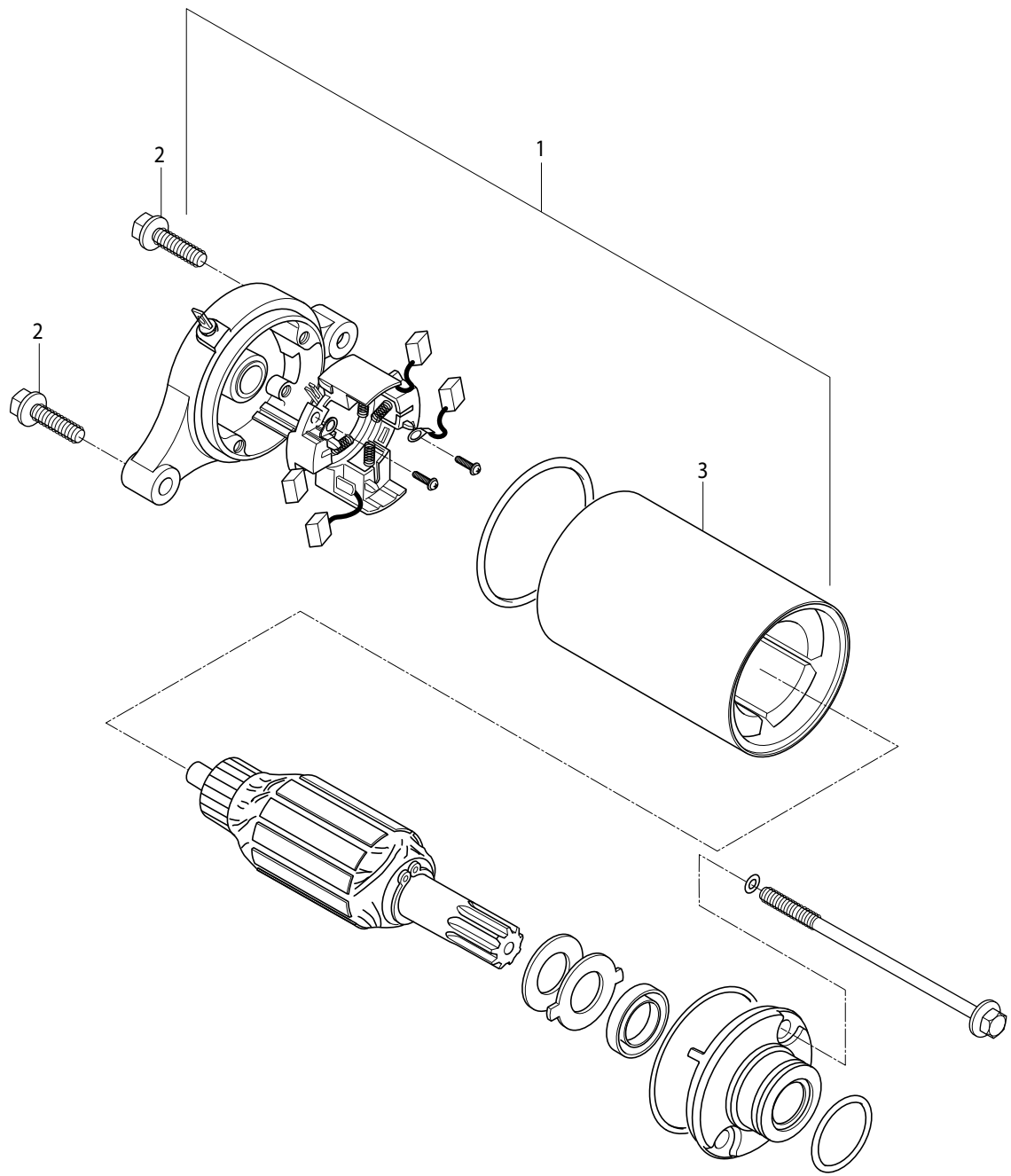
FIG.17-125



## FIG 17.DRIVEN PULLEY(125cc)

REF. NO.	PARTS NO. 7EU01/7EN01/7SO01/7GO01	PARTS NAME	Q`TY	REMARKS	REC.Q'TY / 100 Motorcycles (PCS)
0	21200HP7600	PULLEY SET, driven	1		5
1	24151HP7600	SHAFT, idle	1		
2	08316-16128	NUT, clutch housing	1		
3	24131HP7600	SHAFT, drive	1		
4	09262H22001	BEARING, drive shaft M	1		
5	08113-63010	BEARING, drive shaft R	1		
6	24381HP7600	GEAR, idle driven	1		
7	08113-63020	BEARING, idle shaft R	1		
8	08113-63020	BEARING, idle shaft L	1		
9	24141HP7601	SHAFT, rear axle	1		
10	24371HP7600	GEAR, final driven	1		
11	08331-31259	CIRCLIP, final driven gear	1		
12	09283H38001	SEAL, axle shaft r oil	1		
13	08113-63020	BEARING, axle shaft l	1		
14	08133-60067	BEARING, axle shaft r	1		
15	09160-15034	WASHER, idle driven gear	1		
16	09283H22001	SEAL, drive shaft oil	1		
17	21210HP7600	FACE COMP, fixed driven	1		
18	09201-05006	PIN, movable driven	3		
19	09180-05042	SPACER, movable driven pin	3		
20	21240HP7600	FACE COMP, movable driven	1		
21	09280-41005	O-RING, movable driven	2		
22	21471-03A03	SHEET, movable driven	1		
23	09284-34002	SEAL, movable driven oil	2		
24	09440H55001	SPRING, movable driven	1		
25	21501HP7602	CLUTCH ASS'Y, shoe	1		10
26	09140H28004	NUT, clutch shoe	1		
27	21220HF4500	HOUSING COMP, clutch	1		

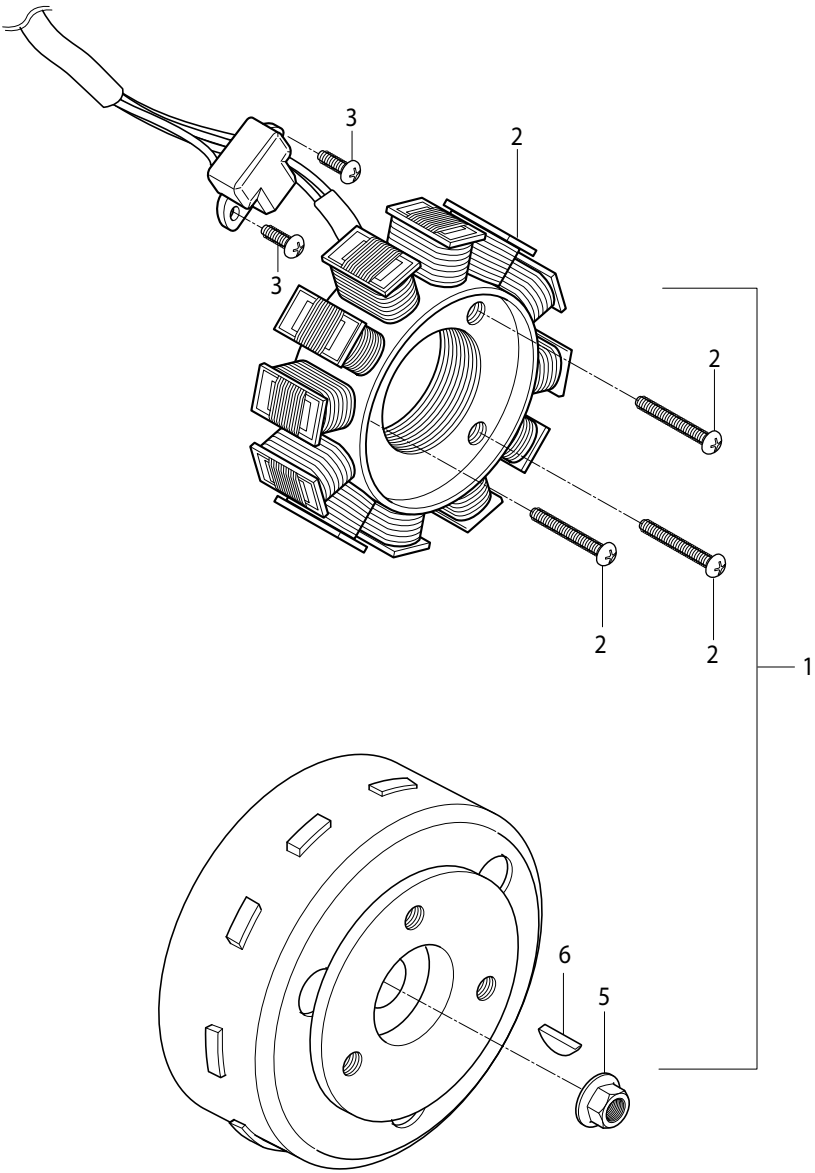
FIG.18



# FIG 18.STARTING MOTOR

REF.	PARTS NO.	PARTS NAME	Q`TY	REMARKS	REC.Q'TY / 100 Motorcycles
NO.	7EU01/7EN01/7SO01/7GO01				(PCS)
1	31100HP7601	MOTOR ASS'Y, starter	1		5
2	01547-06258	BOLT, starter motor	2		
3	08316-16068	NUT, starter motor terminal	1		

FIG.19

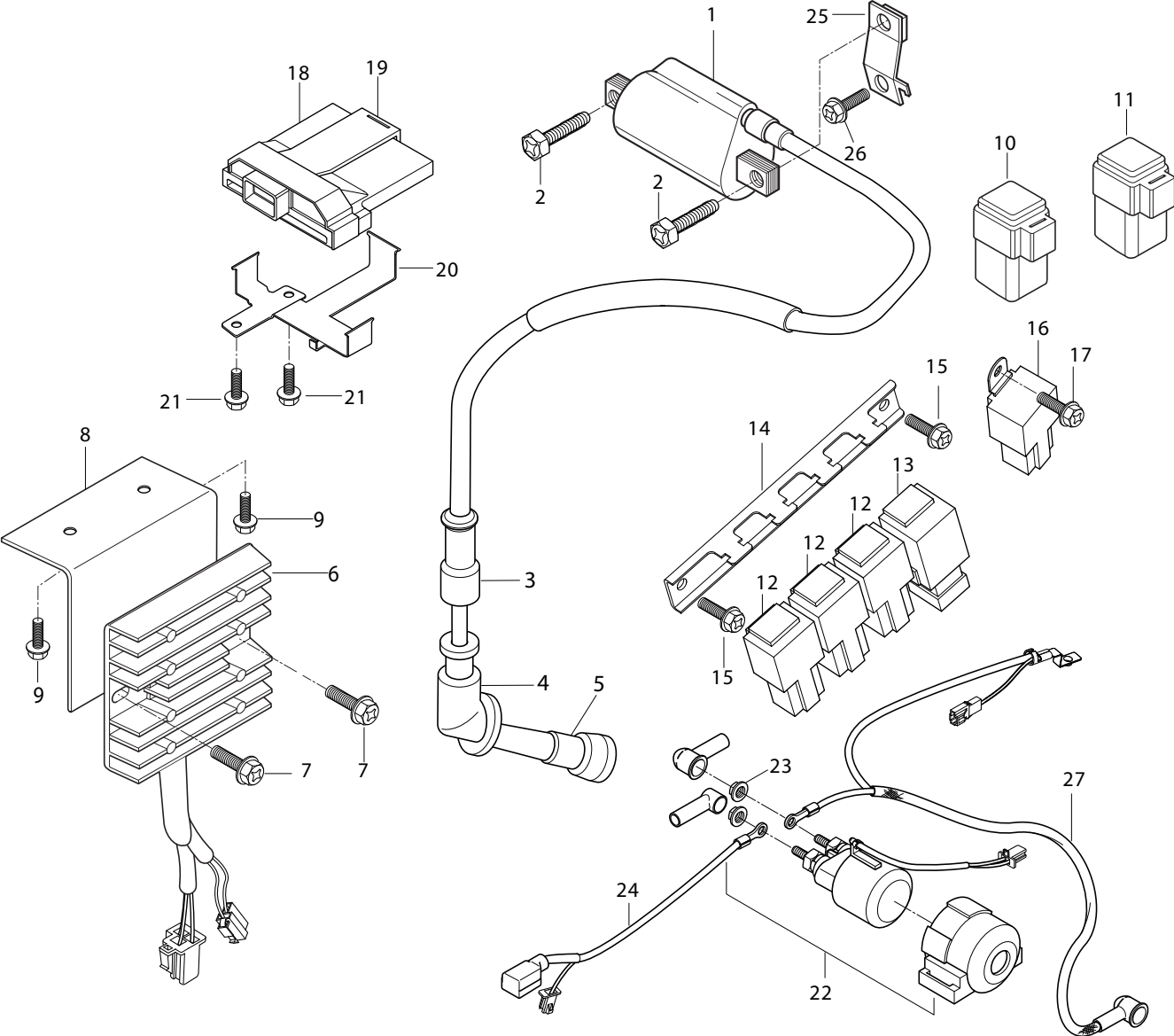




## FIG 19. MAGNETO(125cc)

REF.	PARTS NO.	PARTS NAME	Q'TY	REMARKS	REC.Q'TY / 100 Motorcycles
NO.	7EU01/7EN01/7SO01/7GO01				(PCS)
1	32100HS7600	MAGNETO ASS'Y	1		10
2	02112-05258	SCREW, magneto stator	6		
3	02112-05128	SCREW, pick up coil	4		
4	09160H16001	WASHER, magneto	2		
5	09140-16019	NUT, magneto	2		
6	09420H04001	KEY, magneto	2		

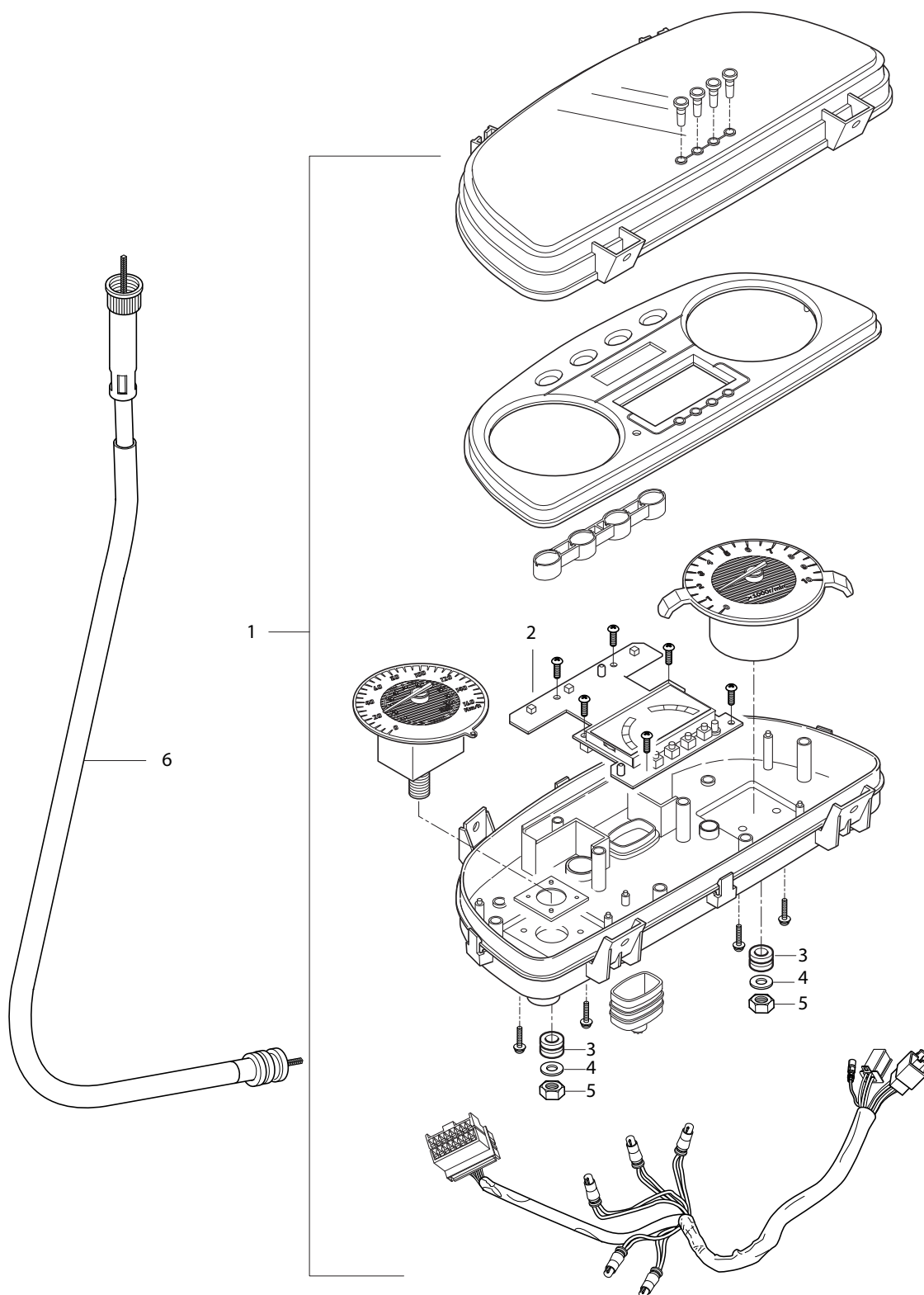
FIG.20



## FIG 20. IGNITION COIL(125cc)

REF.	PARTS NO.	PARTS NAME	Q'TY	REMARKS	REC.Q'TY / 100 Motorcycles
NO.	7EU01/7EN01/7SO01/7GO01				(PCS)
1	33410HP8800	COIL ASSY, ignition	1		10
2	09128-06035	BOLT, ignition coil	2		
3	33510-05C01	CAP, spark plug	1		
4	33541-23E01	SEAL, spark plug	1		
5	33542-24D00	SEAL, high tension cord	1		
6	32800HP8900	RECTIFIER REGULATOR ASSY	1		
7	01517-06166	BOLT, rectifier regulator	2		
8	32820HP8800	BRACKET, rectifier regulator	1		
9	01517-06166	BOLT, regulator brkt	2		
10	36740-35C00	BOX ASSY, fuse (15A)	1		15
11	36740HN9100	BOX ASSY, fuse (30A)	1		15
12	38740HP7600	RELAY ASSY, 12V 30A	3		15
13	38610HP7600	RELAY ASSY, turn signal	1		15
14	38742HP7600	BRACKET, relay	1		
15	01517-06166	BOLT, relay module	2		
16	38740HM5401	RELAY ASSY, 12V 30A	1		15
17	01517-06166	BOLT, relay assy	2		
18	32900HS7600	ENGINE CONTROL UNIT	1		10
19	32906HP8800	BAND, engine control unit	1		
20	41320HP8800	BRACKET, engine control unit	1		
21	01517-06166	BOLT, engine control unit	2		
22	31800HG5100	RELAY ASSY, starter motor	1		
23	08316-26066	NUT, starter motor relay terminal	2		
24	33840HP7600	LEAD WIRE, battery plug	1		
25	33416HP8800	BRACKET, ignition coil	1		
26	01517-06166	BOLT, ignition coil brkt	1		

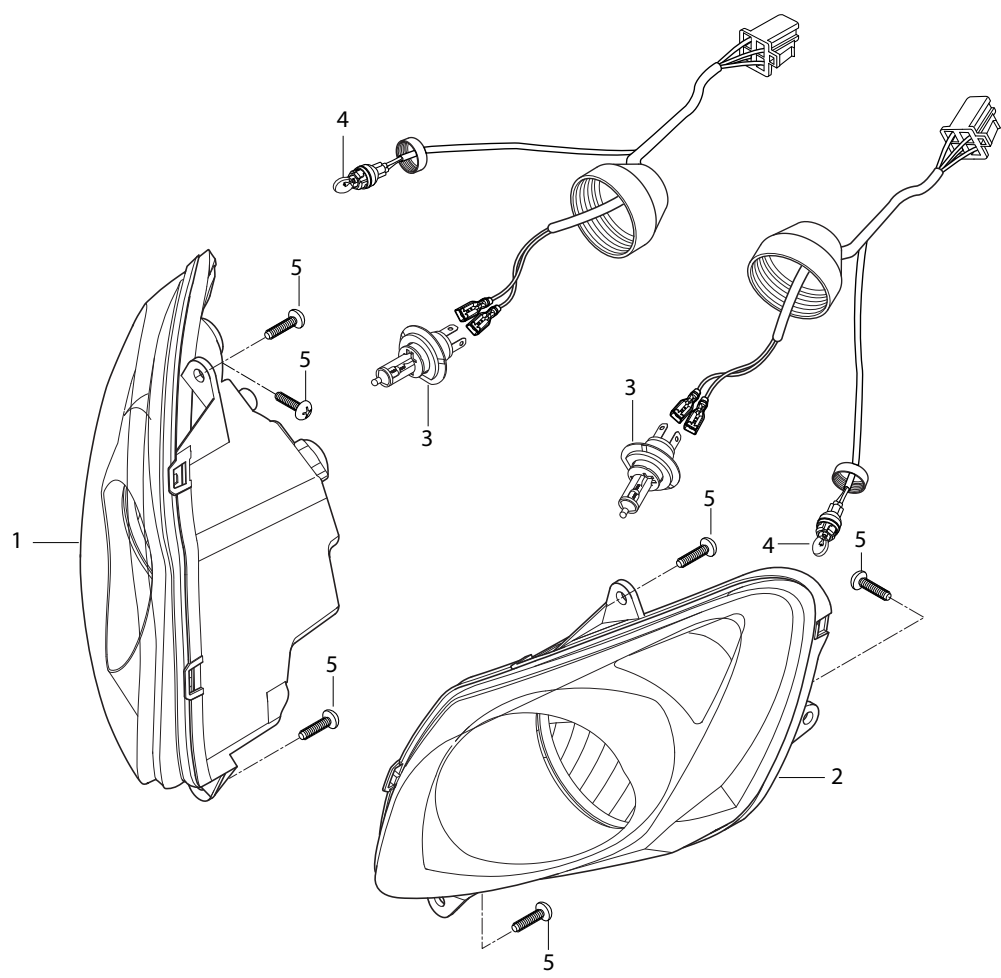
FIG.21



## FIG 21. SPEEDOMETER(125cc)

REF. NO.	PARTS NO.	PARTS NAME	Q'TY	REMARKS	REC.Q'TY / 100 Motorcycles (PCS)
	7EU01/7EN01/7SO01/7GO01				
1	34100HS7600	SPEEDOMETER ASSY	1		5
2	34600HS7600	PCB ASSY, speedometer	2		
3	09320-10015	CUSHION, speedometer	4		
4	09160-06012	WASHER, speedometer	4		
5	08316-26066	NUT, speedometer	4		
6	34910HP7600	CABLE, speedometer	2		

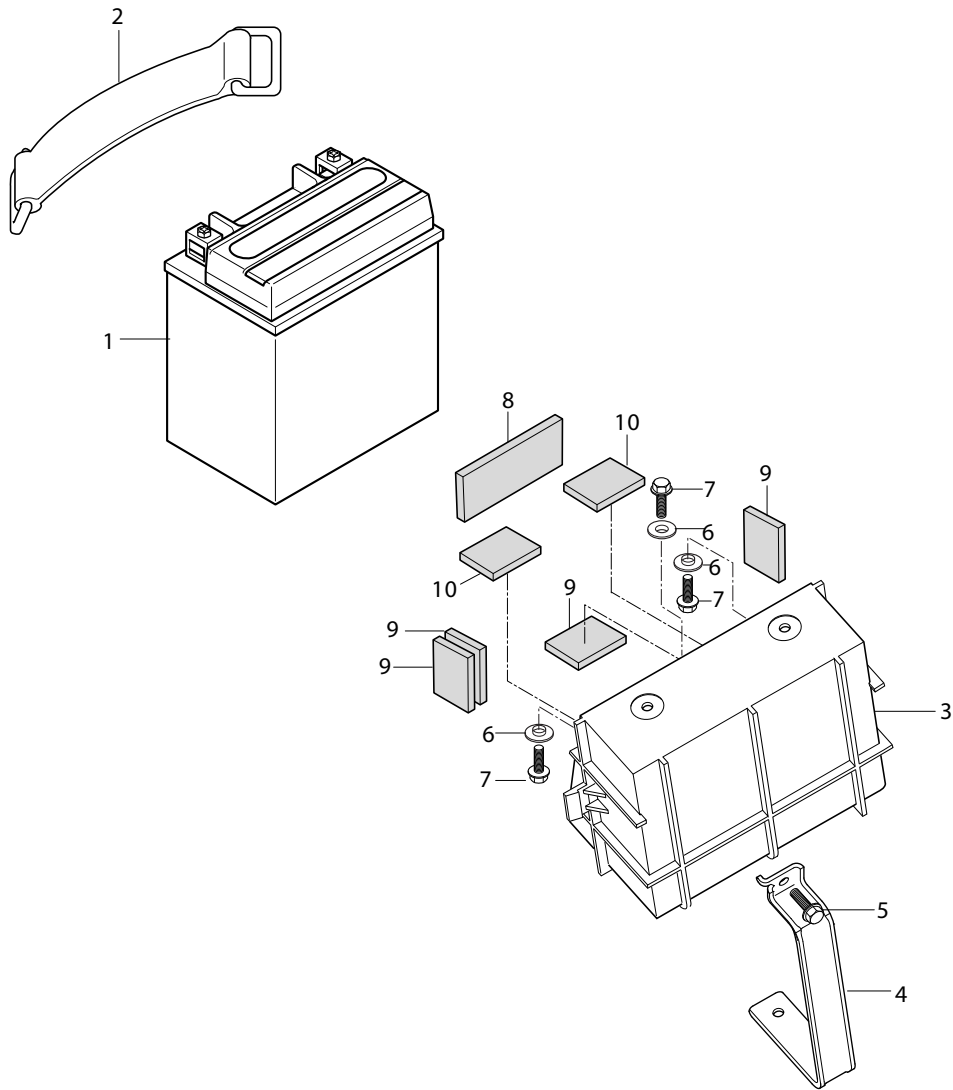
FIG.22



# FIG 22. HEAD LAMP

REF.	PARTS NO.	PARTS NAME	Q`TY	REMARKS	REC.Q`TY / 100 Motorcycles
NO.	7EU01/7EN01/7SO01/7GO01				(PCS)
1	35100HP7600	HEAD LAMP ASSY, Rh	1		5
2	35200HP7600	HEAD LAMP ASSY, Lh	1		5
3	09471H12260	BULB, head lamp (12V H7 55W)	2		30
4	09471H12110	BULB, position lamp (12V W5W)	2		30
5	03241-05206	SCREW, head lamp	6		

FIG.23

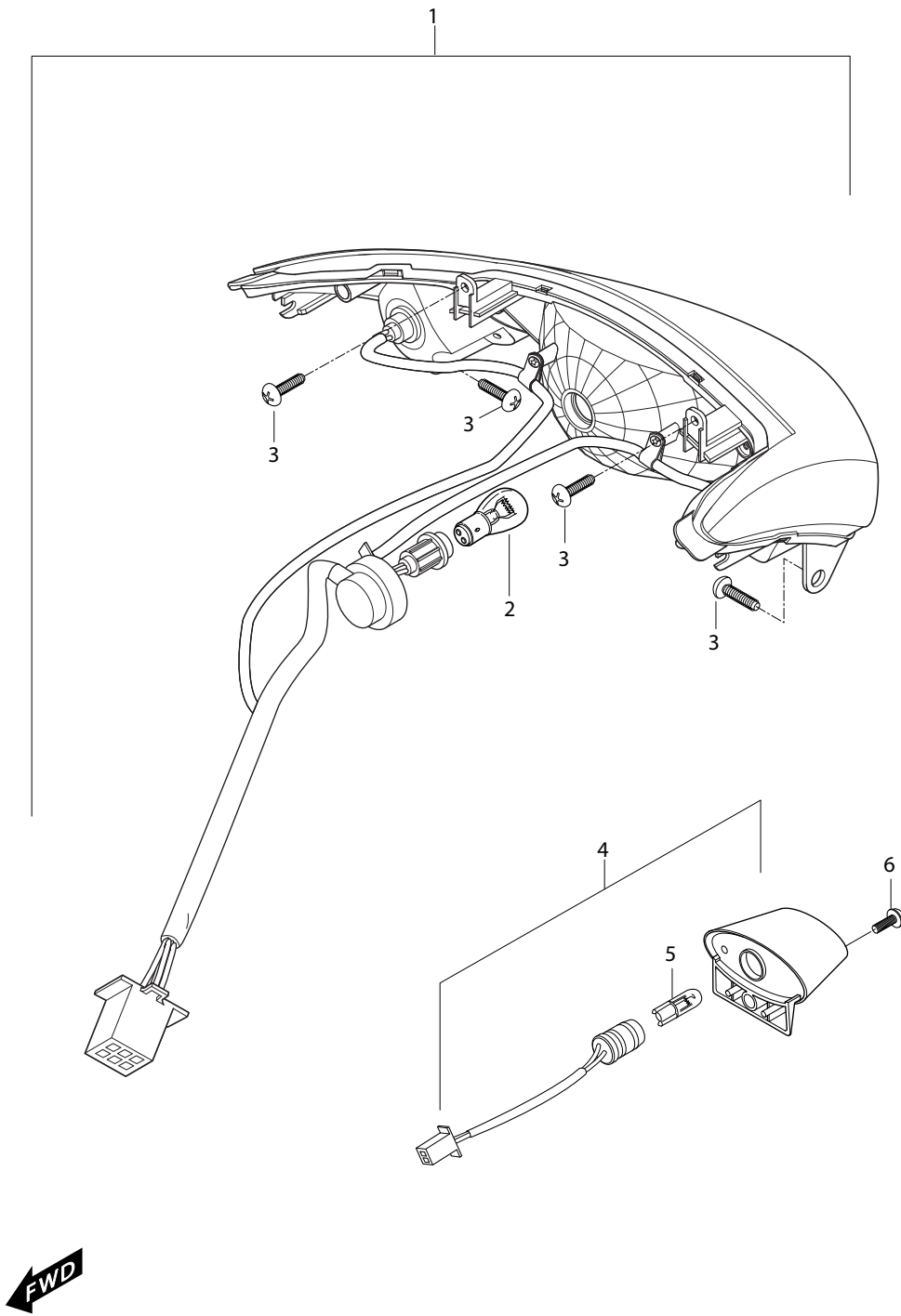




## FIG 23. BATTERY

REF. NO.	PARTS NO.	PARTS NAME	Q'TY	REMARKS	REC.Q'TY / 100 Motorcycles (PCS)
	7EU01/7EN01/7SO01/7GO01				
1	33610HG5100	BATTERY ASSY (12V 8Ah, YTX9-BS)	1		10
2	33860HP7600	LEAD WIRE, battery minus	1		10
3	09462H00009	BAND, battery	1		10
4	41541HP7600	HOLDER, battery	1		10
5	41580HP7600	BRKT COMP, battery holder	1		
6	01517-06168	BOLT, battery holder brkt	1		
7	09169-06034	WASHER, battery holder	3		
8	01517-06165	BOLT, battery holder	3		
9	33652H29101	CUSHION, holder & battery rear	1		
10	44218HF4500	CUSHION, holder & battery side	4		
11	41589HR9700	CUSHION, holder & battery bottom	2		

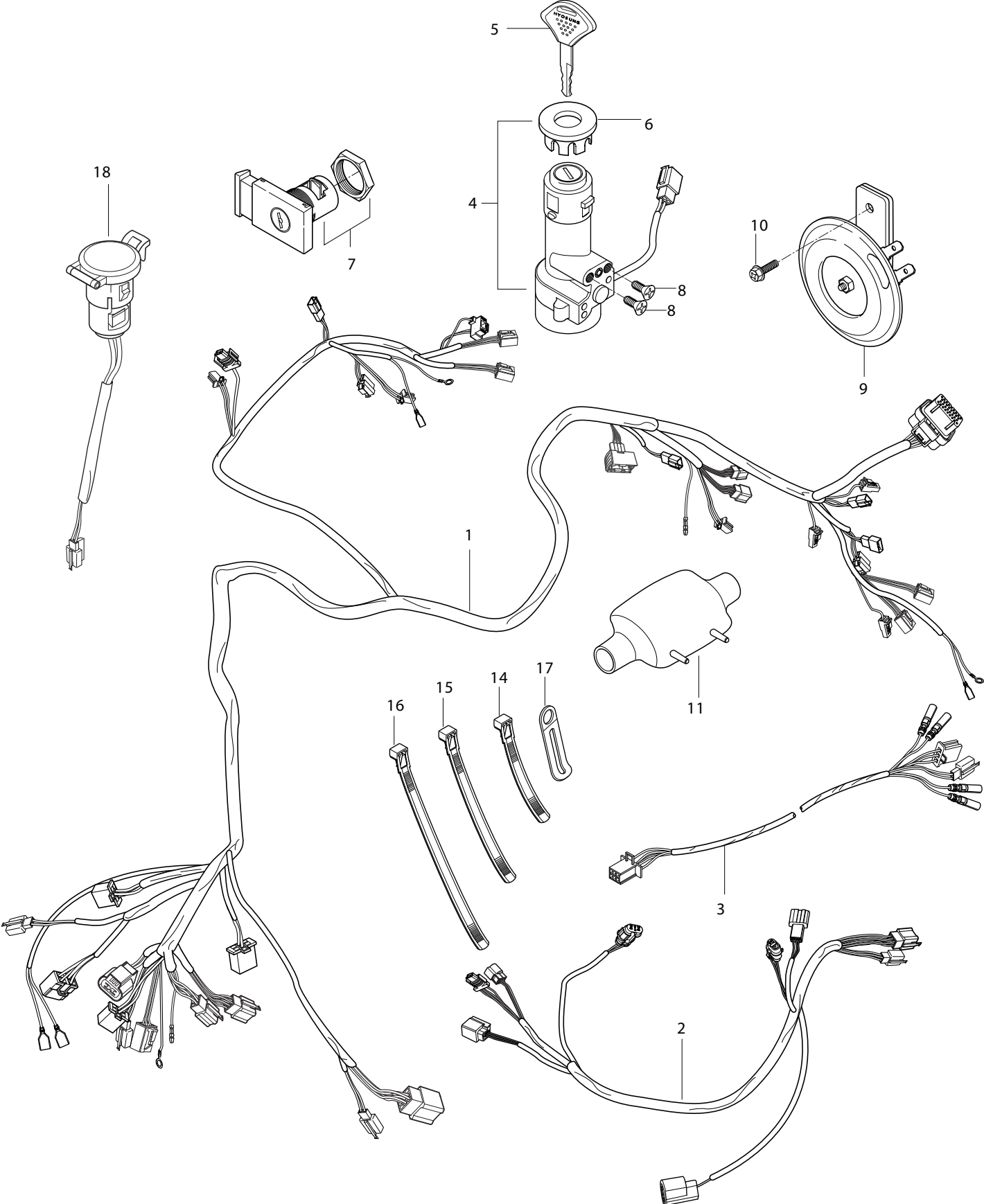
FIG.24



## FIG 24. REAR COMBI LAMP

REF. NO.	PARTS NO.	PARTS NAME	Q'TY	REMARKS	REC.Q'TY / 100 Motorcycles (PCS)
	7EU01/7EN01/7SO01/7GO01				
1	35710HP7600	LAMP ASSY, rear combi	1		7
2	09471-12046	BULB, tail & stop (12V P21/5W)	1		20
3	03241-05166	SCREW, tail & stop	4		
4	35910HP7600	LAMP ASSY, license plate	1		
5	09471-12110	BULB, license plate lamp (12V W5W)	1		20
6	02112-05125	BOLT, license lamp	1		

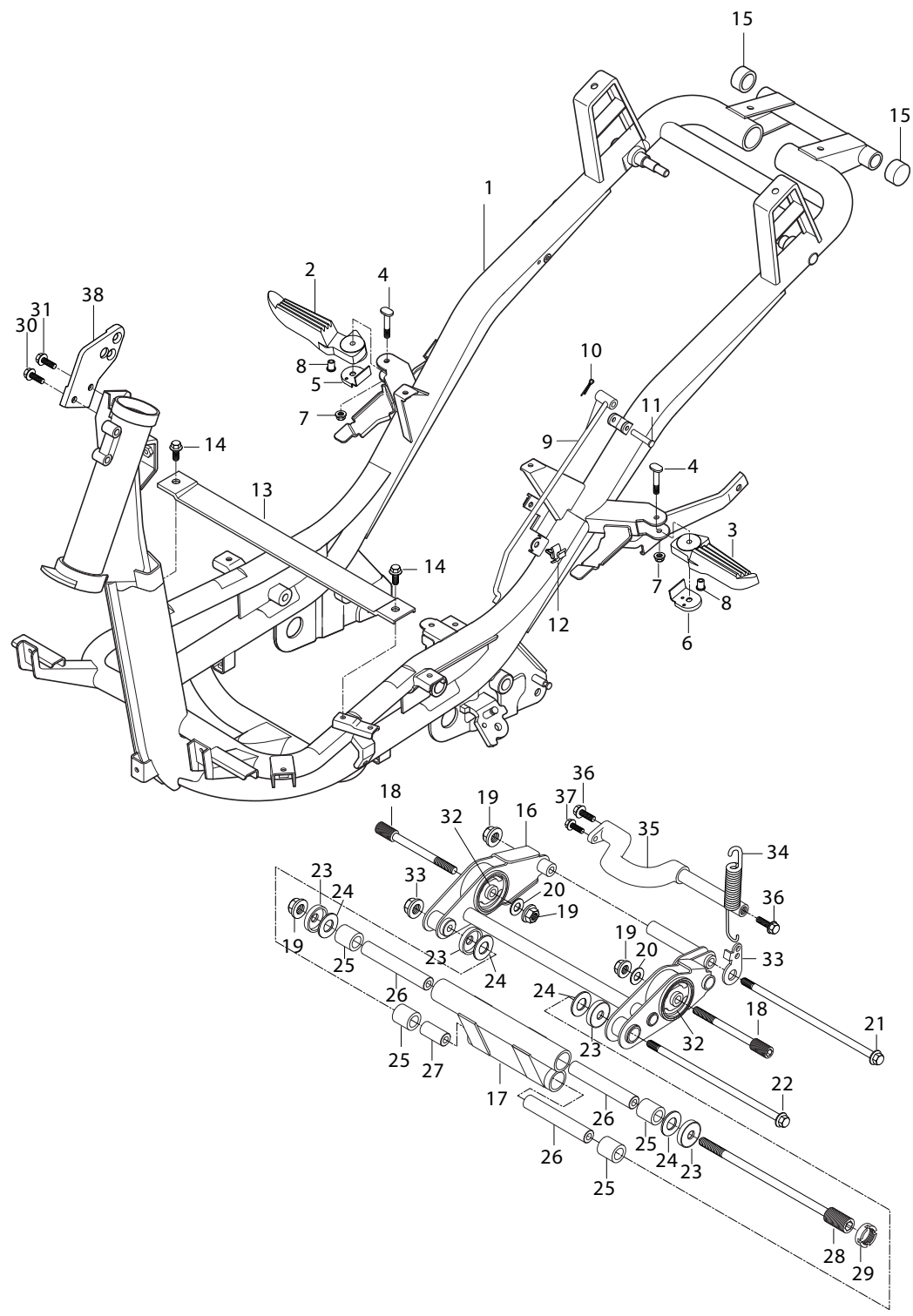
FIG.25



## FIG 25. WIRING HARNESS

REF.	PARTS NO.	PARTS NAME	Q'TY	REMARKS	REC.Q'TY / 100 Motorcycles
NO.	7EU01/7EN01/7SO01/7GO01				(PCS)
1	36610HP8800	HARNESS, wiring	1		10
2	17660HS7600	LEAD WIRE, engine	1		10
3	36670HP7600	LEAD WIRE, rear combi	1		
4	37100HP7600	LOCK ASSY, steering	1		5
5	37110HP7600	KEY COMP, knob	1		10
6	37155HP7600	CAP , steering lock	1		
7	92221HP7600	LOCK ASSY, trunk	1		
8	01517-06166	BOLT, steering lock	2		
9	38500HP7600	HORN ASSY	1		
10	01517-06166	SCREW, horn	1		
11	36618-30610	TUBE, wiring harness	1		
12	32800HP8800	DIODE, ECU	1		10
13	32800HJ6170	DIODE, hazard	1		10
14	09407-14403	CLAMP, wiring harness	1		
15	09407-22402	CLAMP, wiring harness	3		
16	09407-254A1	CLAMP, wiring harness	5		
17	09404-06404	CLAMP, wiring harness	2		
18	39410HP7600	SOCKET ASSY, power	1		

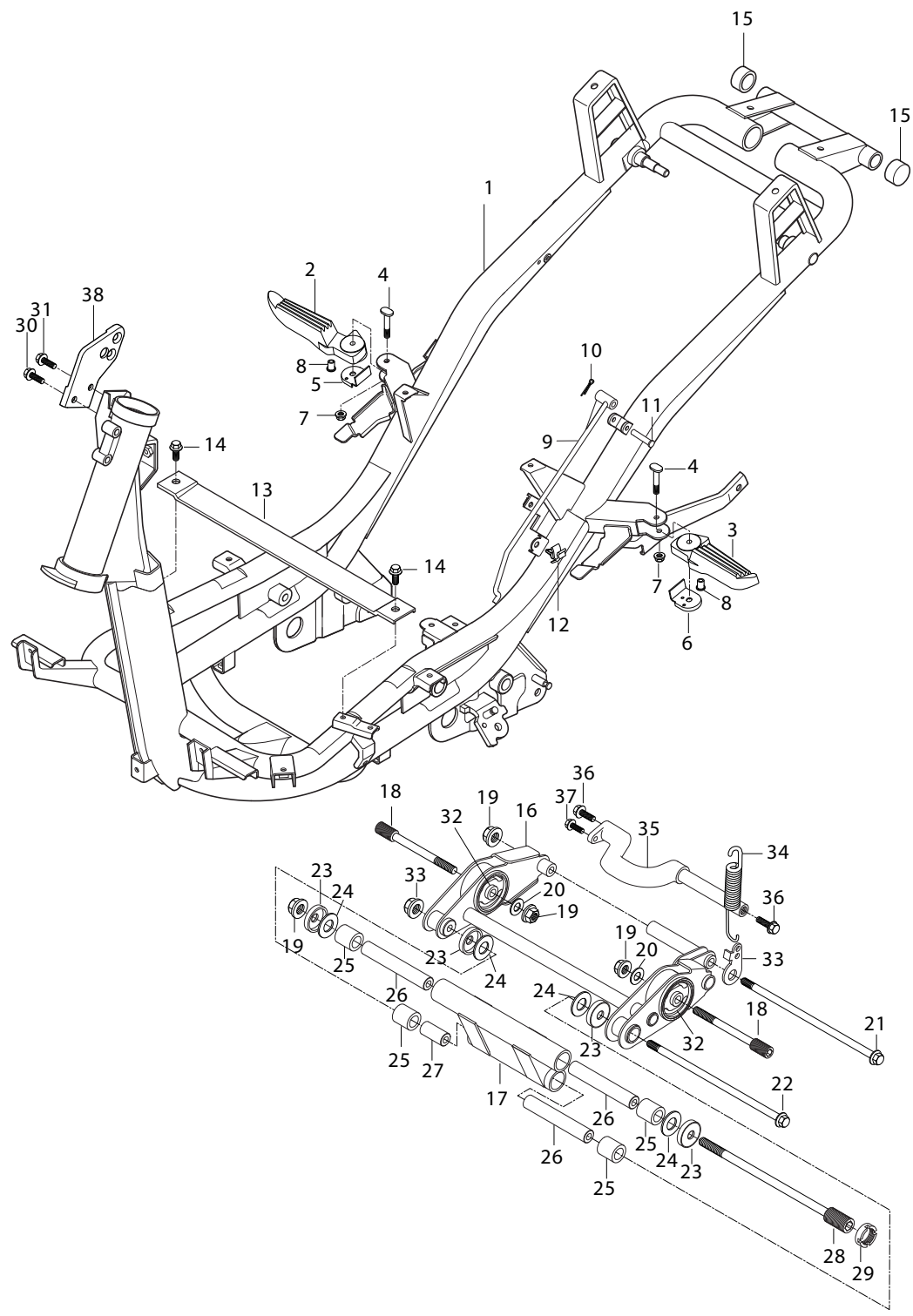
FIG.26



## FIG 26. FRAME

REF.	PARTS NO.	PARTS NAME	Q'TY	REMARKS	REC.Q'TY / 100 Motorcycles
NO.	7EU01/7EN01/7SO01/7GO01				(PCS)
1	41100HP7600PAM	FRAME COMP	1		2
2	43571HP7600	FOOTREST, pillion R	1		10
3	43581HP7600	FOOTREST, pillion L	1		10
4	09106H06230	BOLT, pillion footrest	2		
5	43681HP7600	PLATE, pillion footrest R	1		10
6	43671HP7600	PLATE, pillion footrest L	1		10
7	08319-21065	NUT, pillion footrest	2		
8	43640HP7600	STOPPER COMP, pillion footrest	2		
9	44180HP7600	STAY COMP, rear brace	1		
10	04111-25156	COTTER PIN, rear brace stay	1		
11	09200H06057	PIN, rear brace stay	1		
12	09403-05311	CLAMP, rear brace stay	1		
13	41551HP7600	PLATE, leg shield rr center	1		
14	01517-06125	BOLT, leg shield rr center plate	2		
15	09329H25001	CUSHION, frame & rr brace	2		
16	61340HP7600PAM	LINK COMP, engine mounting rear	1		5
17	61110HP7600PAM	LINK COMP, engine mounting front	1		5
18	61129HP7601	SHAFT, engine mounting link bush	2		
19	08319-31108	NUT, engine mounting	5		
20	09160-10001	WASHER, eg mtg bush shaft	2		
21	61128HP7600	SHAFT, engine mounting link rear	1		
22	61127HP7600	SHAFT, engine mounting link lower	1		
23	61260HP7600	COVER COMP, engine mounting	4		
24	08211-10341	THRUST WASHER	4		

FIG.26

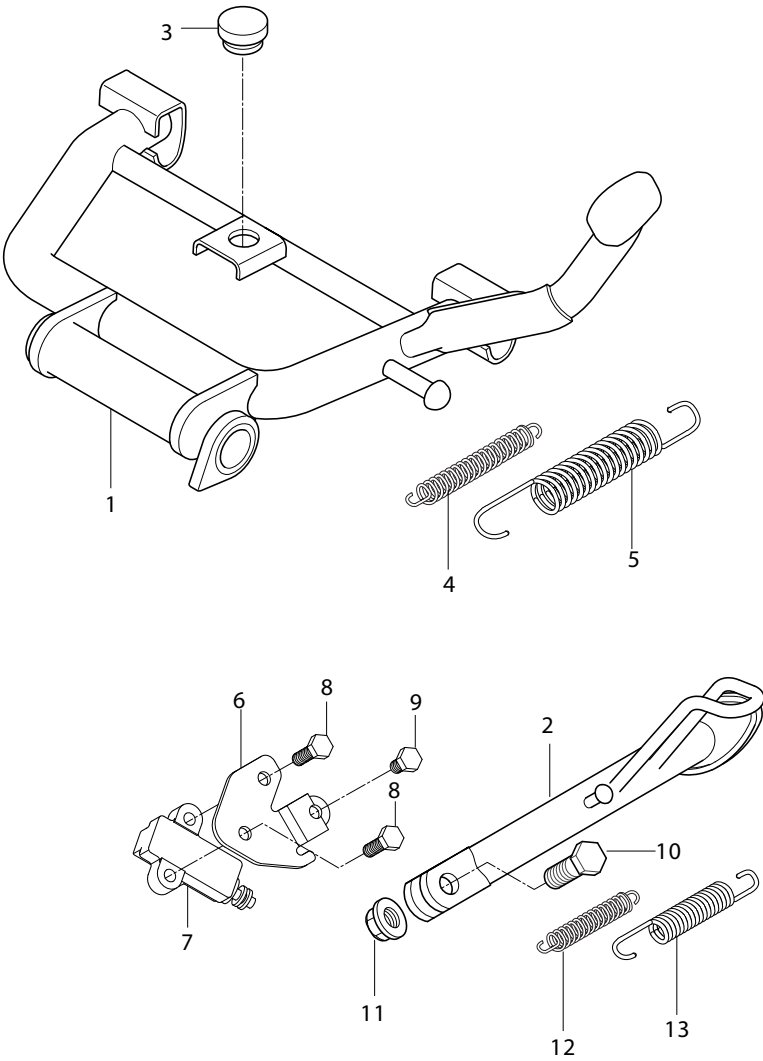




## FIG 26. FRAME

REF.	PARTS NO.	PARTS NAME	Q'TY	REMARKS	REC.Q'TY / 100 Motorcycles
NO.	7EU01/7EN01/7SO01/7GO01				(PCS)
25	09263-22017	BEARING, engine mounting	4		
26	61191HP7600	SPACER, engine mounting upper	3		
27	61192HP7600	SPACER, engine mounting lower	1		
28	61124HP7600	SHAFT, engine mounting link front	1		
29	09141H20001	ROCK NUT, eg mtg shaft ft	1		
30	01517-06128	BOLT, key set brkt	1		
31	09139H06016	SCREW, key set braket	1		
32	09319H12006	BUSH, engine mounting No.2	2		
33	61342HP7600	PLATE, e/mounting link spring	1		
34	09443H20001	SPRING, e/mounting link	1		
35	42212HP7600	BAR, center stand pivot	1		
36	07110-10258	BOLT, center stand pivot bar	2		
37	01517-06128	BOLT, center stand pivot bar	1		
38	51150HP7601	BRACKET COMP, key set	1		

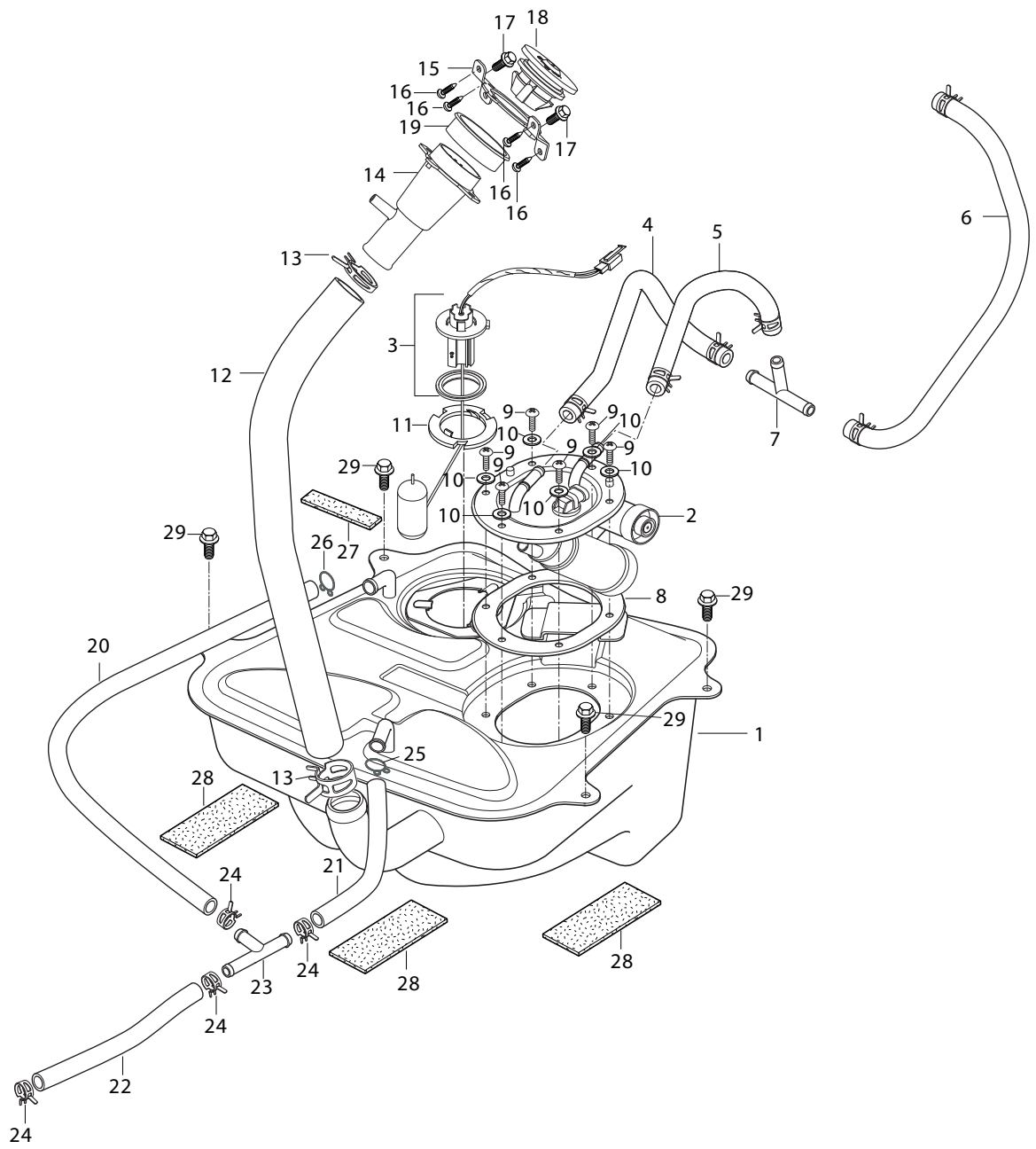
FIG.27



## FIG 27. CENTER STAND

REF. NO.	PARTS NO.	PARTS NAME	Q'TY	REMARKS	REC.Q'TY / 100 Motorcycles (PCS)
	7EU01/7EN01/7SO01/7GO01				
1	42110HP7600	STAND COMP, center	1		5
2	42310HP7600	STAND COMP, prop	1		5
3	09321-10001	CUSHION, center stand	1		
4	09443-10002	SPRING, center stand inner	1		
5	09443-17015	SPRING, center stand	1		
6	41861HP7600	BRACKET, prop stand switch	1		
7	37840HP7600	SWITCH ASSY, side stand	1		
8	01517-06206	BOLT, side stand switch	2		
9	01107-06106	BOLT, prop stand switch brkt	1		
10	09100-10031	BOLT, prop stand	1		
11	08313-11107	NUT, prop stand	1		
12	09443-06001	SPRING, prop stand inner	1		
13	09443H14037	SPRING, prop stand	1		

FIG.28



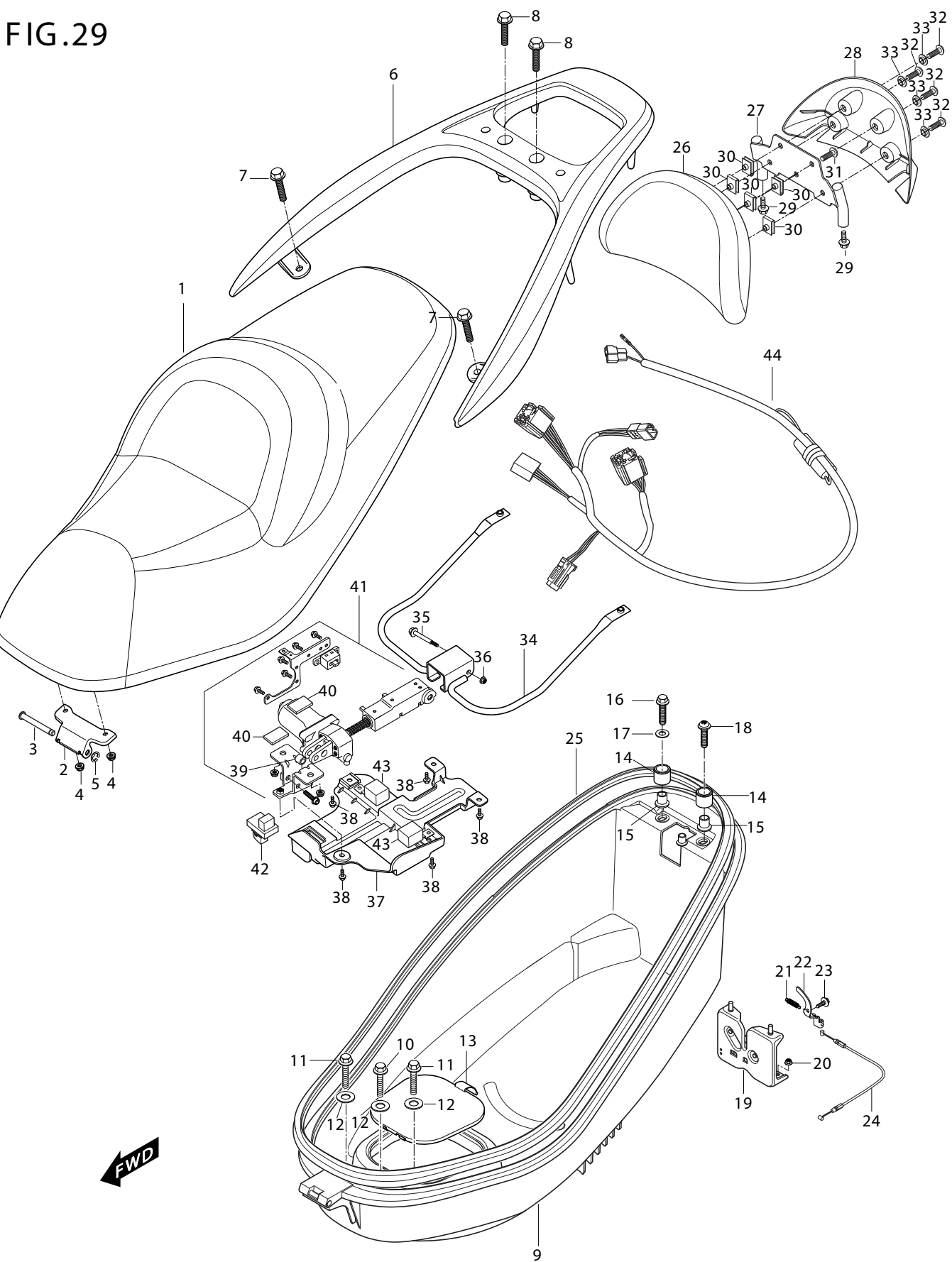
## FIG 28. FUEL TANK

REF. NO.	PARTS NO. 7EU01/7EN01/7SO01/7GO01	PARTS NAME	Q'TY	REMARKS	REC.Q'TY / 100 Motorcycles (PCS)
1	44110HP8800PAH	TANK COMP, fuel	1		5
2	15100HP8800	PUMP ASS'Y, fuel module	1		5
3	34810HP7600	GAUGE ASSY, fuel sender	1		5
4	15812HP8800	HOSE, fuel pump & joint	1		12
5	15813HP8800	HOSE, regulator & joint	1		12
6	15811HP8800	HOSE, fuel injector	1		12
7	15911HP8800	JOINT, fuel hose	1		
8	34825HP8800	PACKING, fuel pump module	1		
9	02142-05165	BOLT, fuel pump module	6		
10	09168-05008	GASKET, fuel pump	6		15
11	34811HE7100	PLATE, fuel gauge	1		
12	44251HP7600	HOSE, f/tank inlet pipe & f/tank cap	1		
13	09401H34401	CLAMP	2		
14	44231HP7600	FILLER, fuel hose inlet	1		
15	44250HP7600	PLATE COMP, fuel filler	1		
16	03241-05126	SCREW, fuel tank cap housing	4		
17	01517-06125	SCREW, fuel filler	2		
18	44200HP7600	CAP ASSY, fuel tank filler	1		
19	09281H51001	DUST SEAL	1		
20	44238HP7600	HOSE, air vent rear	1		
21	44237HP7600	HOSE, air vent lower	1		
22	44236HP7600	HOSE, air vent	1		
23	15911HP8800	JOINT, air vent hose	1		
24	09401H11403	CLAMP, air vent hose	4		
25	09401H11401	CLIP, air vent hose	1		
26	09401-08401	CLIP, air vent hose rear	1		
27	44218HP7600	CUSHION, fuel tank	1		
28	44215HP7600	CUSHION, fuel tank lower	3		
29	01517-06125	SCREW, fuel tank	4		

FIG.29

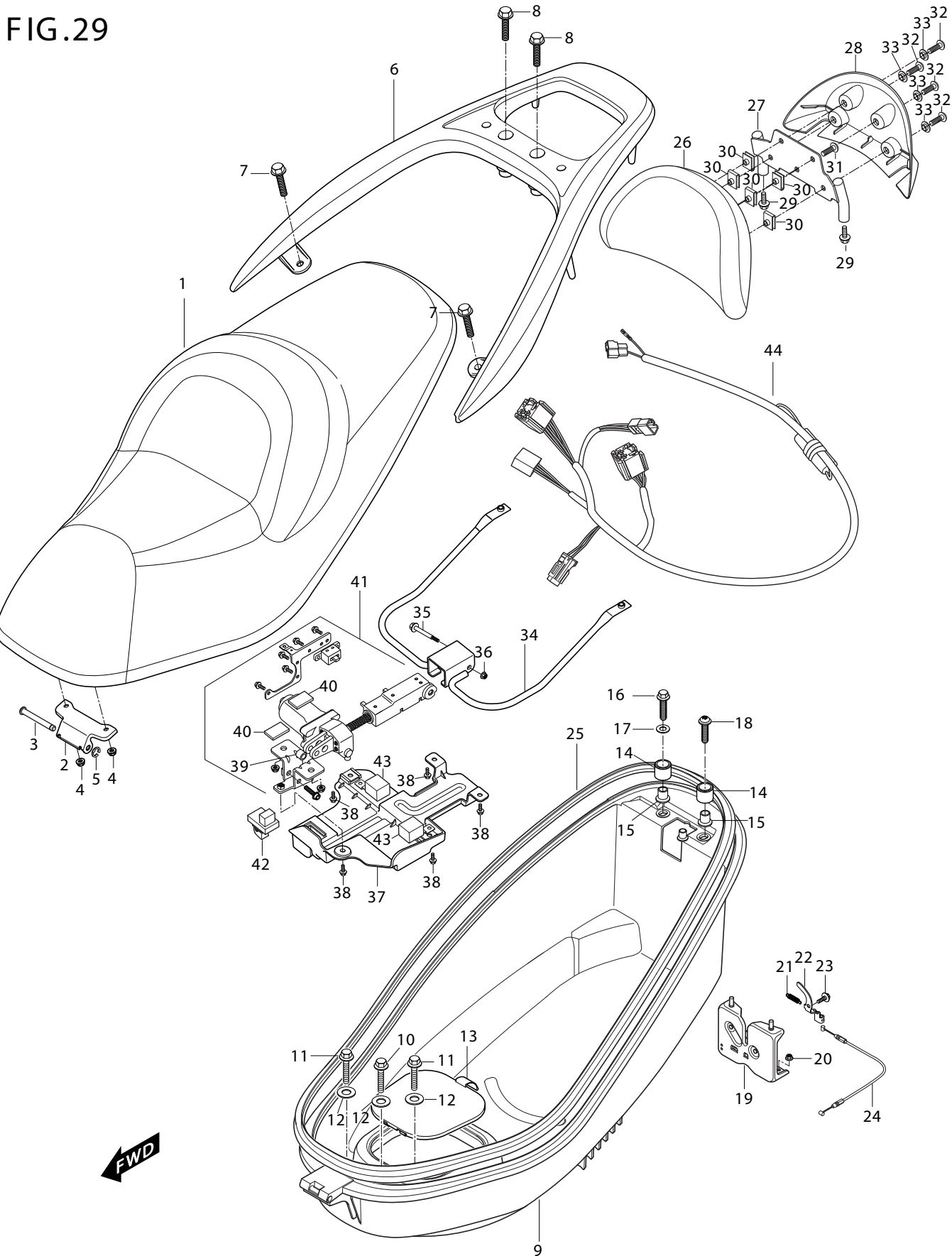
1, 2, 3, 4, 5, 6, 7, 8, 9, 10, 11, 12, 13, 14, 15, 16, 17, 18, 19, 20, 21, 22, 23, 24, 25, 26, 27, 28, 29, 30, 31, 32, 33, 34, 35, 36, 37, 38, 39, 40, 41, 42, 43, 44

FWD



## FIG 29. SEAT

REF.	PARTS NO.	PARTS NAME	Q'TY	REMARKS	REC.Q'TY / 100 Motorcycles
NO.	7EU01/7EN01/7SO01/7GO01				(PCS)
1	45100HP7600	SEAT SET	1		3
2	45281HP7600	BRACKET, seat support	1		
3	09200H06060	PIN, seat support bracket	1		
4	08316-16068	NUT, bracket seat support	2		
5	08332-11068	E-RING, seat support bracket pin	1		
6	46411HP760003P	CARRIER, rear	1		3
7	01517-08258	BOLT, rear carrier & frame	2		
8	01517-08508	BOLT, rear carrier & rr brace	2		
9	91311HP7600	BOX, helmet	1		
10	01517-06125	BOLT, helmet box ft center	1		
11	01517-06165	BOLT, helmet box ft R/L	2		
12	09160-06006	WASHER, helmet box ft R/L & center	3		
13	92321HP7600	COVER, helmetbox inner	1		
14	09320H09020	CUSHION	2		
15	45270HP7600	SPACER COMP, seat cushion	2		
16	01547-06253	BOLT, seat cushion	1		
17	08322-21065	WASHER, seat cushion bolt	1		
18	09139H06021	SCREW, seat cushion	1		
19	45220HG2601	LOCK, seat striker	1		
20	08316-26066	NUT, seat striker lock	2		
21	09443H06006	SPRING, seat striker lock no.3 & frame	1		
22	45551HL7300	PLATE, seat striker lock NO.3	1		
23	09111-06019	BOLT, seat striker & frame	1		
24	45280HP7600	CABLE COMP, seat lock	1		5

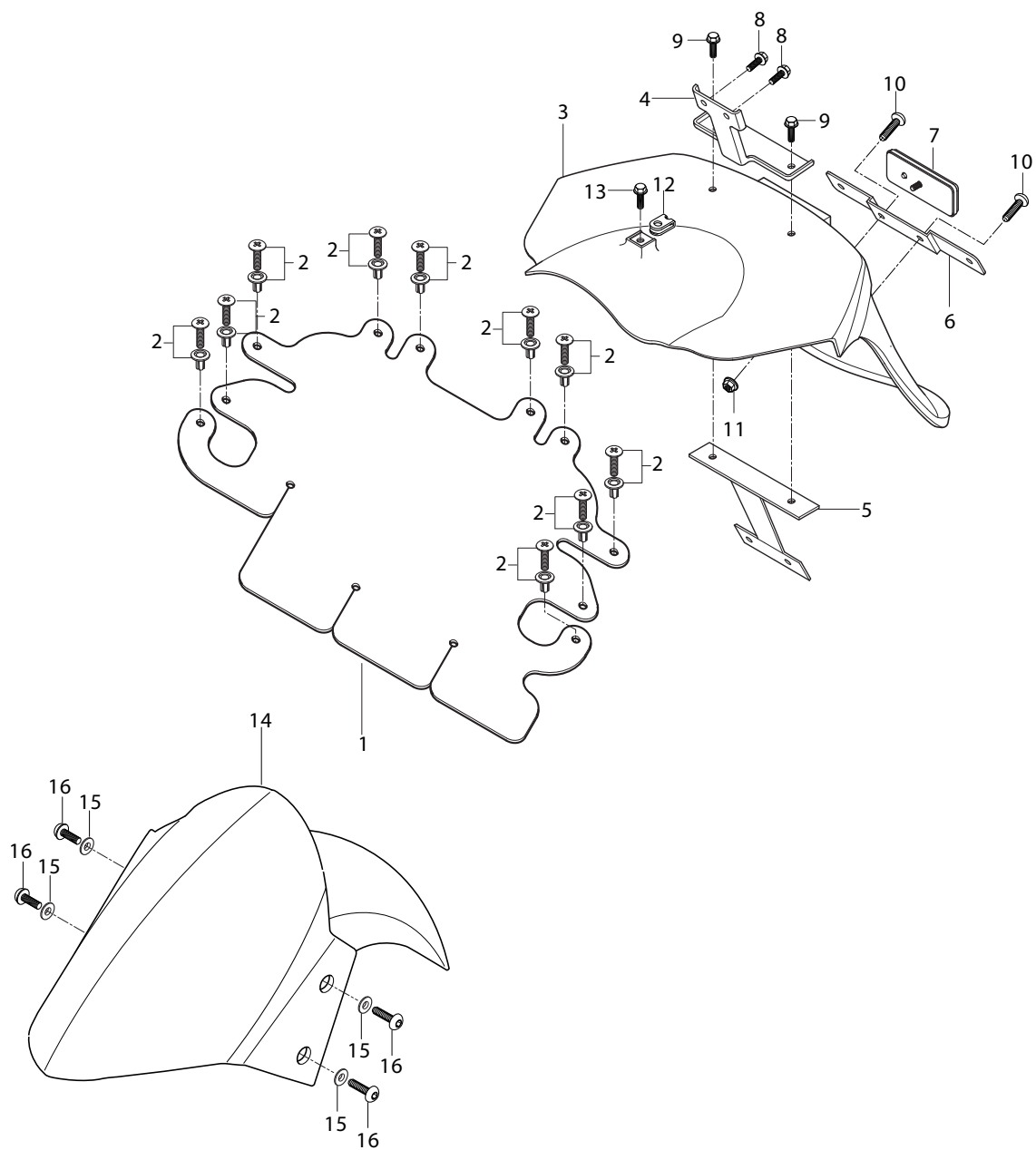
[illegible]



## FIG 29. SEAT

REF. NO.	PARTS NO.	PARTS NAME	Q'TY	REMARKS	REC.Q'TY / 100 Motorcycles (PCS)
	7EU01/7EN01/7SO01/7GO01				
25	45211HP7600	MOLDING, seat	1		
26	45310HP7600	SEAT COMP, back rest	1		
27	45320HP7600	BRKT COMP, back rest seat	1		
28	45331HP7600	COVER back rest seat	1		
29	07120-08258	BOLT, back rest & carrier	2		
30	09148-06020	NUT, back rest seat	5		
31	09106H06150	SCREW, back reat seat & brkt	1		
32	09106H06200	SCREW, back reat seat cover	4		
33	09169H06078	WASHER, back reat seat cover	4		
34	45140HP7650	ROD COMP, back reat seat FT	1		
35	09111H06002	BOLT, motor assy & rod comp	1		
36	08319-31068	NUT, motor assy & rod comp	1		
37	45152HP7650	COVER, seat set & motor assy	1		
38	09106H06150	SCREW, seat set & cover	5		
39	45132HP7650	SPACER, seat motor assy	1		
40	45151HP7650	CUSHION, seat set	2		
41	45160HP7600	MOTOR ASS'Y seat	1		5
42	37850HP7600	SWITCH ASS'Y, seat	1		5
43	38730HP7600	ROLOY ASS'Y seat motor	2		5
44	36650HP7600	LEAD WIRE, seat	1		5

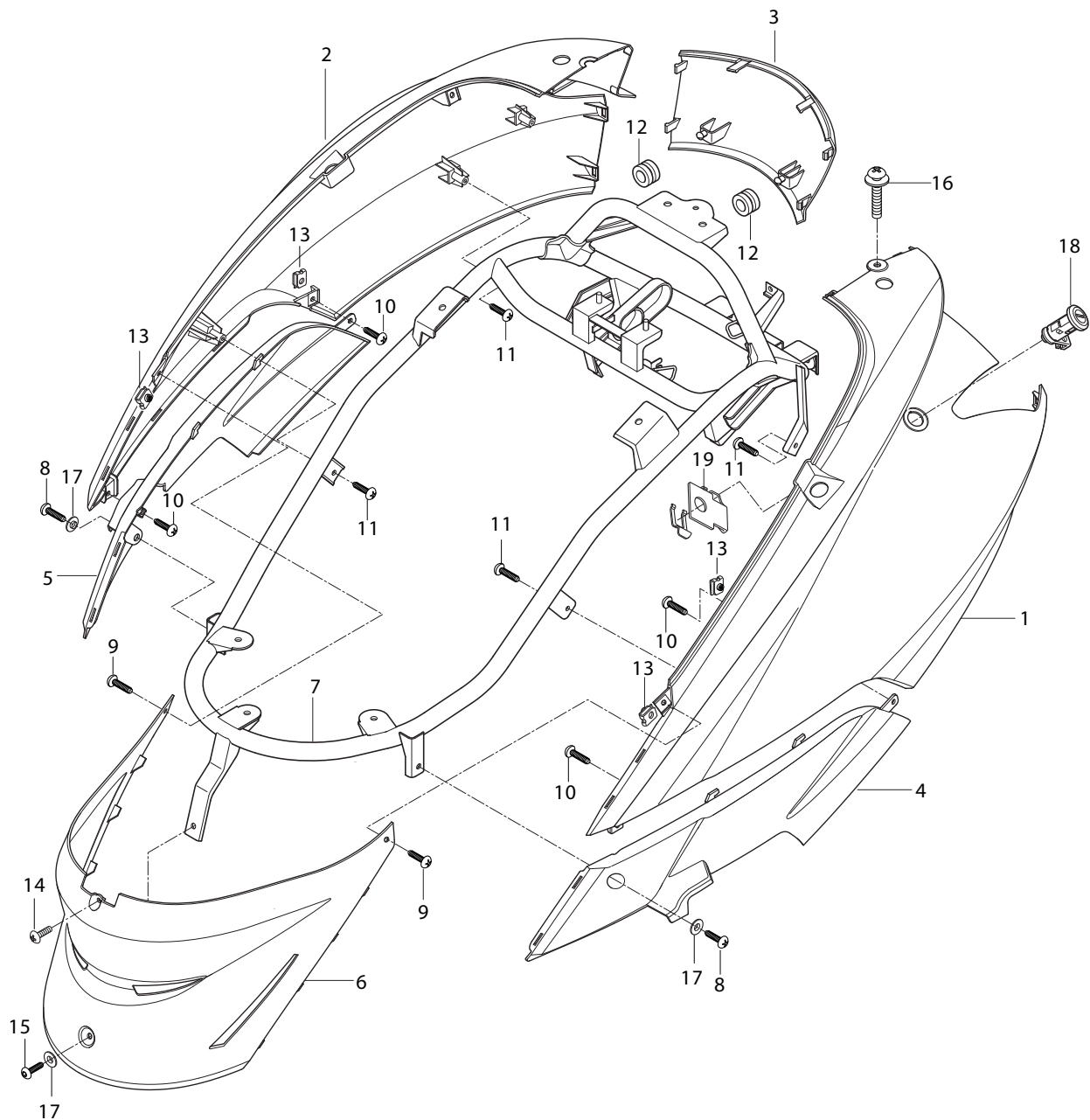
FIG.30



## FIG 30. REAR FENDER

REF. NO.	PARTS NO.	PARTS NAME	Q'TY	REMARKS	REC.Q'TY / 100 Motorcycles (PCS)
	7EU01/7EN01/7SO01/7GO01				
1	63122HP7600	MUD GUARD, rear	1		
2	09407-08307	SCRIVET	8		
3	63111HP7600	FENDER, rear	1		10
4	63154HP7600	BRKT, rear fender upper	1		
5	63160HP7600	BRKT COMP, rr fender up & rr fender brkt	1		
6	35927HP7600	BRKT, license plate	1		
7	35970HP7600	REFLEX REFLECTOR ASSY, rear	1		10
8	01517-06125	BOLT, rear fender upper brkt	2		
9	01517-06165	BOLT, rr fender up & rr fender brkt	2		
10	02142-06125	BOLT, license plate brkt	2		
11	08316-26055	NUT, rear reflex reflector	1		
12	09148-06020	NUT, rear fender	1		
13	01517-06166	BOLT, rr fender & frame	1		
14	53111HP7600	FENDER, front (OBN,ODS,OMB)	1		10
15	09169H06078	WASHER, front fender	4		
16	09106H06150	BOLT, front fender	4		

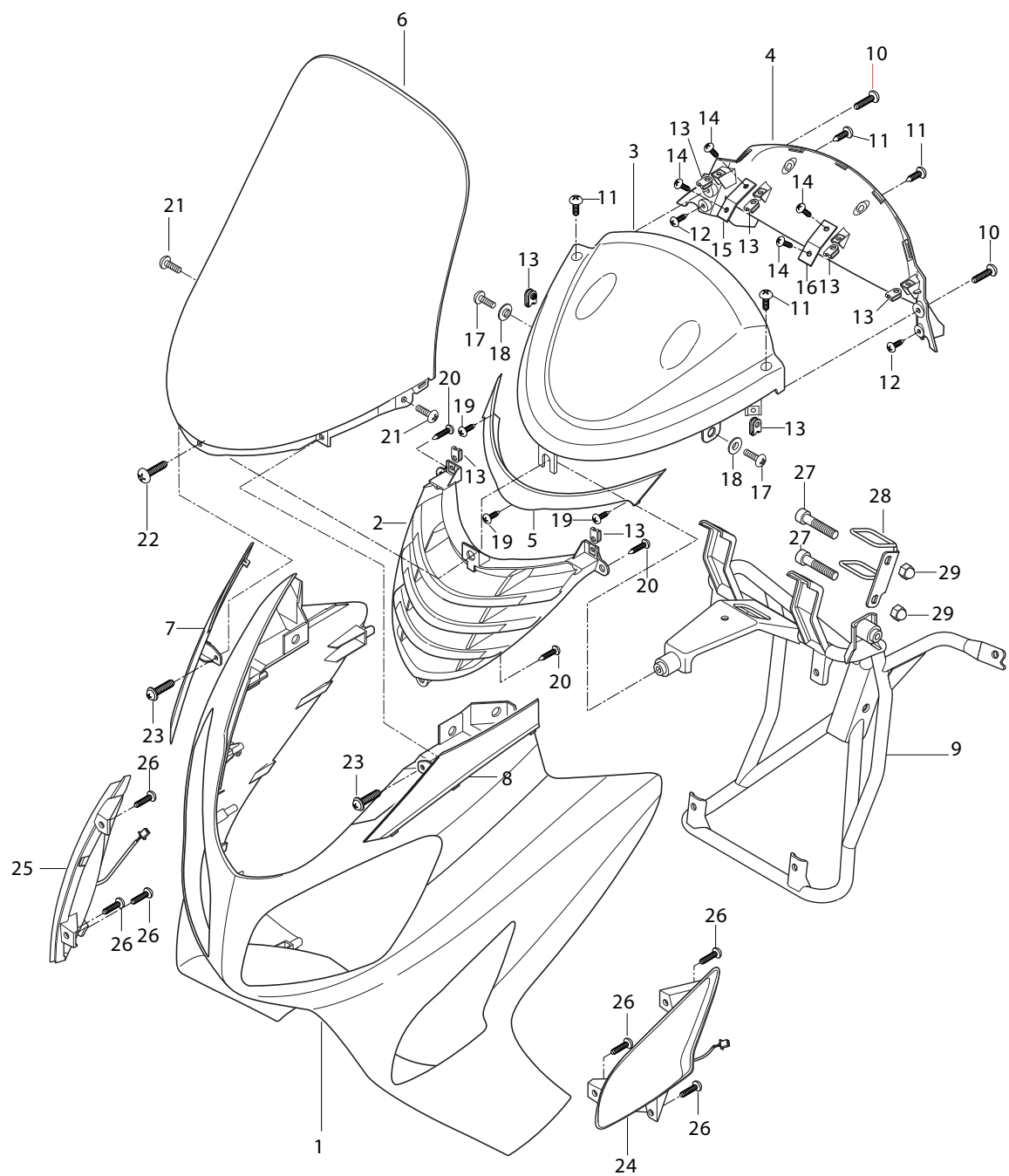
FIG.31



## FIG 31. SIDE COVER

REF.	PARTS NO.	PARTS NAME	Q`TY	REMARKS	REC.Q`TY / 100 Motorcycles
NO.	7EU01/7EN01/7SO01/7GO01				(PCS)
1	47211HP7600	COVER, side L(CBN,CDS,CMB)	1		10
2	47111HP7600	COVER, side R(CBN,CDS,CMB)	1		10
3	47455HP7600	COVER, side rear(CBN,CDS,CMB)	1		10
4	47262HP7600OLS	COVER, side front lower L	1		10
5	47252HP7600OLS	COVER, side front lower R	1		10
6	47151HP7601	COVER, side front	1		10
7	45520HP7600PAM	BRACE COMP, rear	1		3
8	02142-06125	SCREW, side lwr cover & rr brace	2		
9	02142-05125	SCREW, side front cover & side lwr cover R/L	2		
10	03241-05165	SCREW, side cover r/l & side lwr cover R/L	4		
11	03241-05165	SCREW, side cover r/l & rr brace	4		
12	09320-08013	CUSHION, rear brace & side cover rear	2		
13	09148H05029	NUT, side cover R/L	4		
14	09106H05150	SCREW, side cover ft & helmet box	1		
15	09106H06150	SCREW, side front cover & rear brace	1		
16	09136-06113	SCREW, side cover R&L	1		
17	09169H06078	WASHER, side cover	3		
18	45700HP7600	COCK ASS'Y, seat	1		
19	45381HP7600	GUIDE, seat lock cable	1		

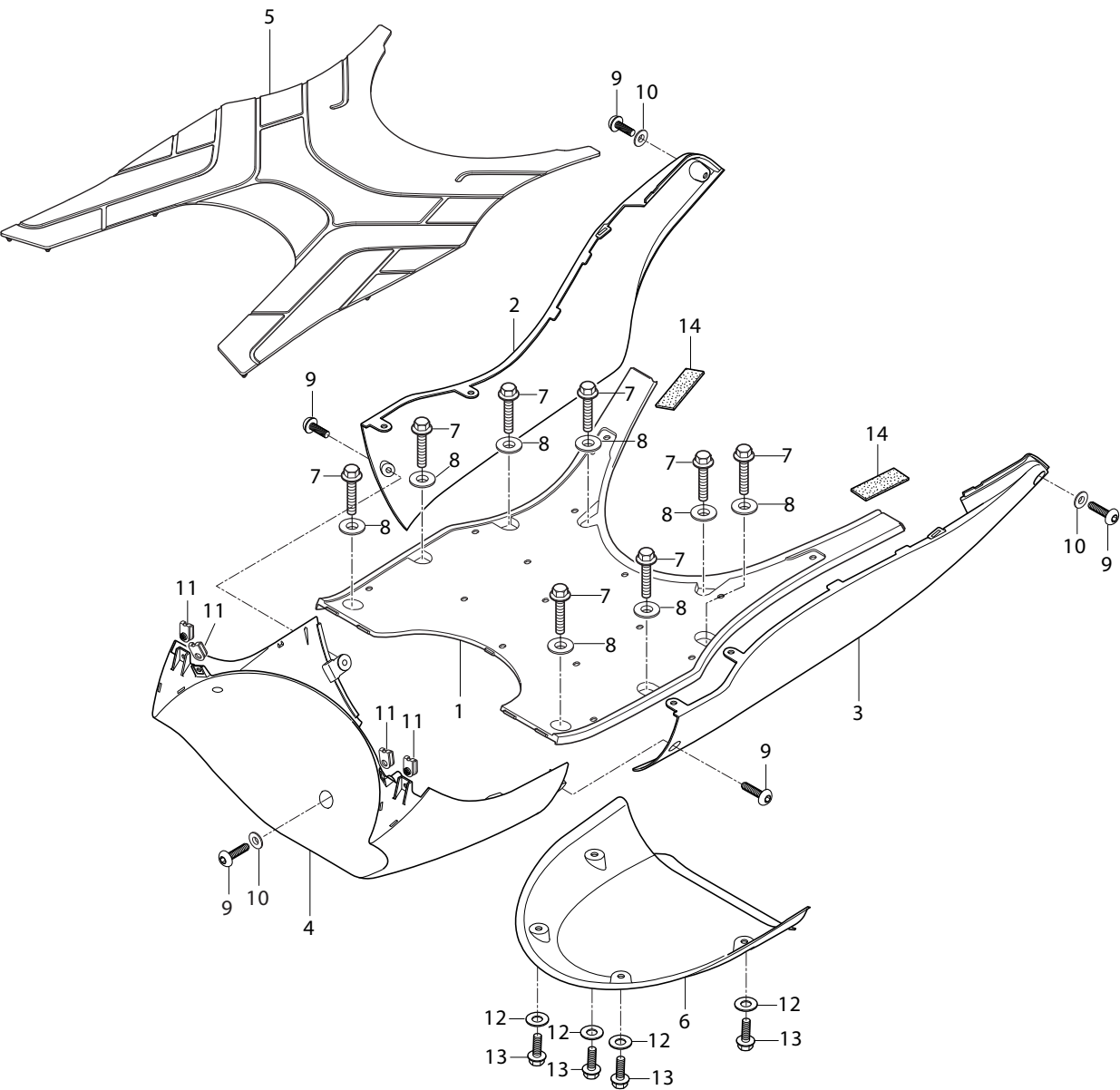
FIG.32



## FIG 32. LEG SHIELD FRONT

REF.	PARTS NO.	PARTS NAME	Q'TY	REMARKS	REC.Q'TY / 100 Motorcycles
NO.	7EU01/7EN01/7SO01/7GO01				(PCS)
1	48111HP7600	SHIELD LEG, front (CBN,CDS,CMB)	1		10
2	48211HP7600	DECO, leg shield front	1		10
3	48511HP7600	COVER, speedometer front	1		10
4	48512HP7600	COVER, speedometer rear	1		10
5	48312HP7600	DECO, leg shield front upper	1		10
6	94611HP7600	WINDSCREEN	1		5
7	48314HP7600	DECO, leg shield front R(CBN,CDS,CMB)	1		10
8	48324HP7600	DECO, leg shield front L(CBN,CDS,CMB)	1		10
9	94510HP7600	BRACE COMP, radiator & leg shield	1		3
10	02142-05125	SCREW, s/meter rr cov & l/shield ft deco	2		
11	03241-05165	SCREW, s/meter ft cov & s/meter rr cov	4		
12	03241-05125	SCREW, s/meter rr cov & leg shield cover	2		
13	09148H05029	NUT, speedometer rear cover	8		
14	02142-05125	SCREW, speedometer brakt	4		
15	34930HP7600	BRACKET, speedometer low RH	1		
16	34935HP7600	BRACKET, speedometer low LH	1		
17	02142-06166	SCREW, ft l/shield & radi brace & s/meter ft COV	2		
18	09160-06019	WASHER, ft l/shield & radi brace & s/meter ft COV	2		
19	03211-04126	SCREW, l/shield ft up deco & ft deco	3		
20	02142-05125	SCREW, l/shield ft deco & ft l/shield	3		
21	02142-05165	SCREW, windscreen & leg shield FT	2		
22	02142-06165	SCREW, windscreen & brace	1		
23	02142-05165	SCREW, ft leg shield deco R/L	2		
24	35601HP7600	LAMP ASSY, fr turn signal R	1		7
25	35602HP7600	LAMP ASSY, fr turn signal L	1		7
26	03241-05166	SCREW, turn signal lamp	6		

FIG.33

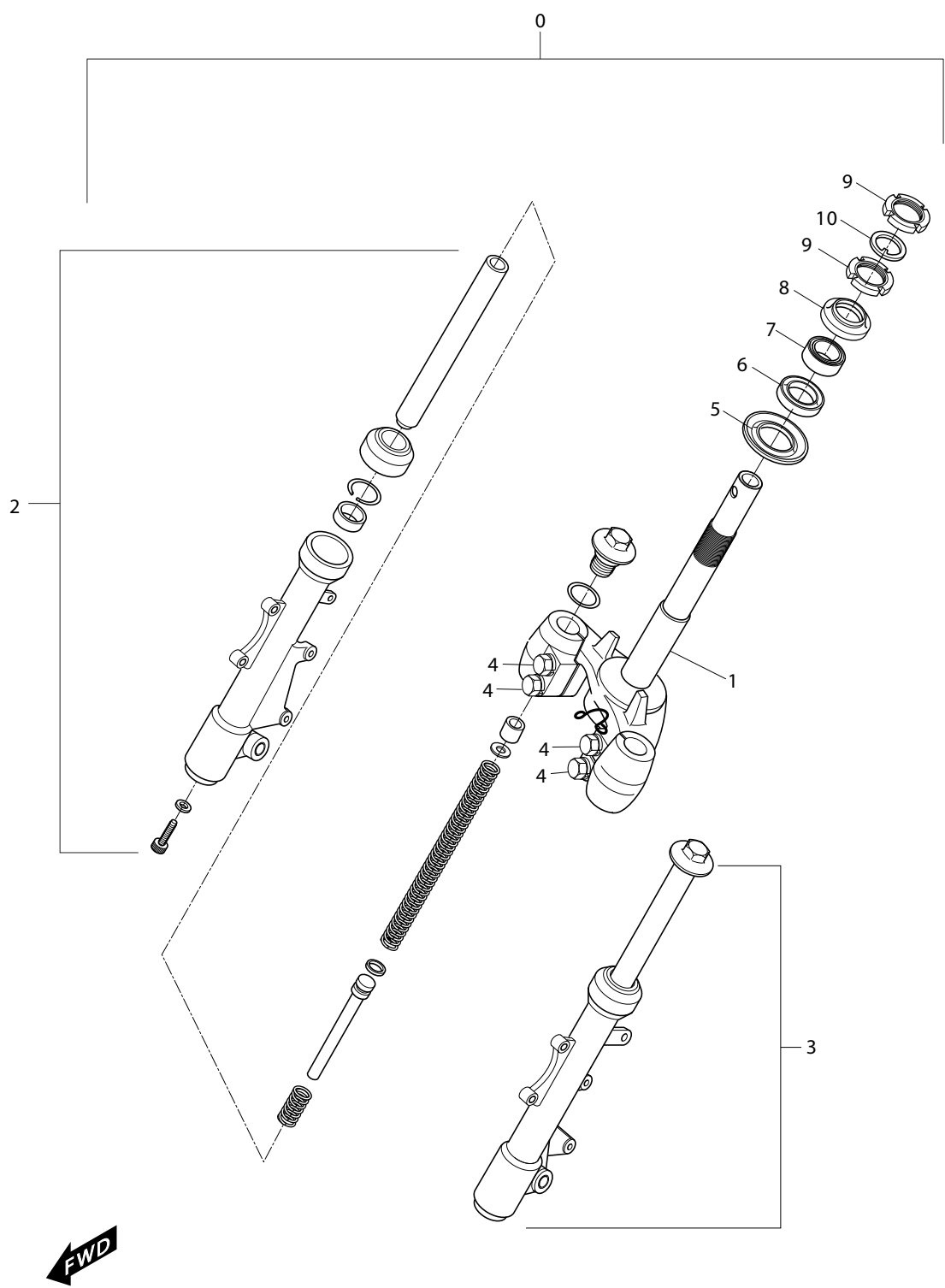




## FIG 33. LEG SHIELD REAR

REF.	PARTS NO.	PARTS NAME	Q`TY	REMARKS	REC.Q`TY / 100 Motorcycles
NO.	7EU01/7EN01/7SO01/7GO01				(PCS)
1	48121HP7600	SHILED, leg rear	1		10
2	48147HP7600	SHILED, leg lower rear R(OBN,ODS,OMB)	1		10
3	48157HP7600	SHILED, leg lower rear L(OBN,ODS,OMB)	1		10
4	48137HP7600	SHILED, leg lower front(OBN,ODS,OMB)	1		10
5	48131HP7600	MAT, floor	1		
6	44249HP7600	COVER, fuel tank lower	1		10
7	01517-06165	BOLT, leg shield rear & frame	8		
8	09160-06056	WASHER, leg shield rear & frame	8		
9	09106H06150	SCREW, lwr l/shield rr r/l & lwr l/shield FT	5		
10	09169H06078	WASHER, lower l/shield rr r/l & frame	3		
11	09148H05029	NUT, lwr leg shield ft & l/shield FT	4		
12	02142-06165	SCREW, fuel tank lower cover	4		
13	09169-06034	WASHER, fuel tank lower cover	4		
14	48128HP7600	CUSHION, leg shield rear	2		

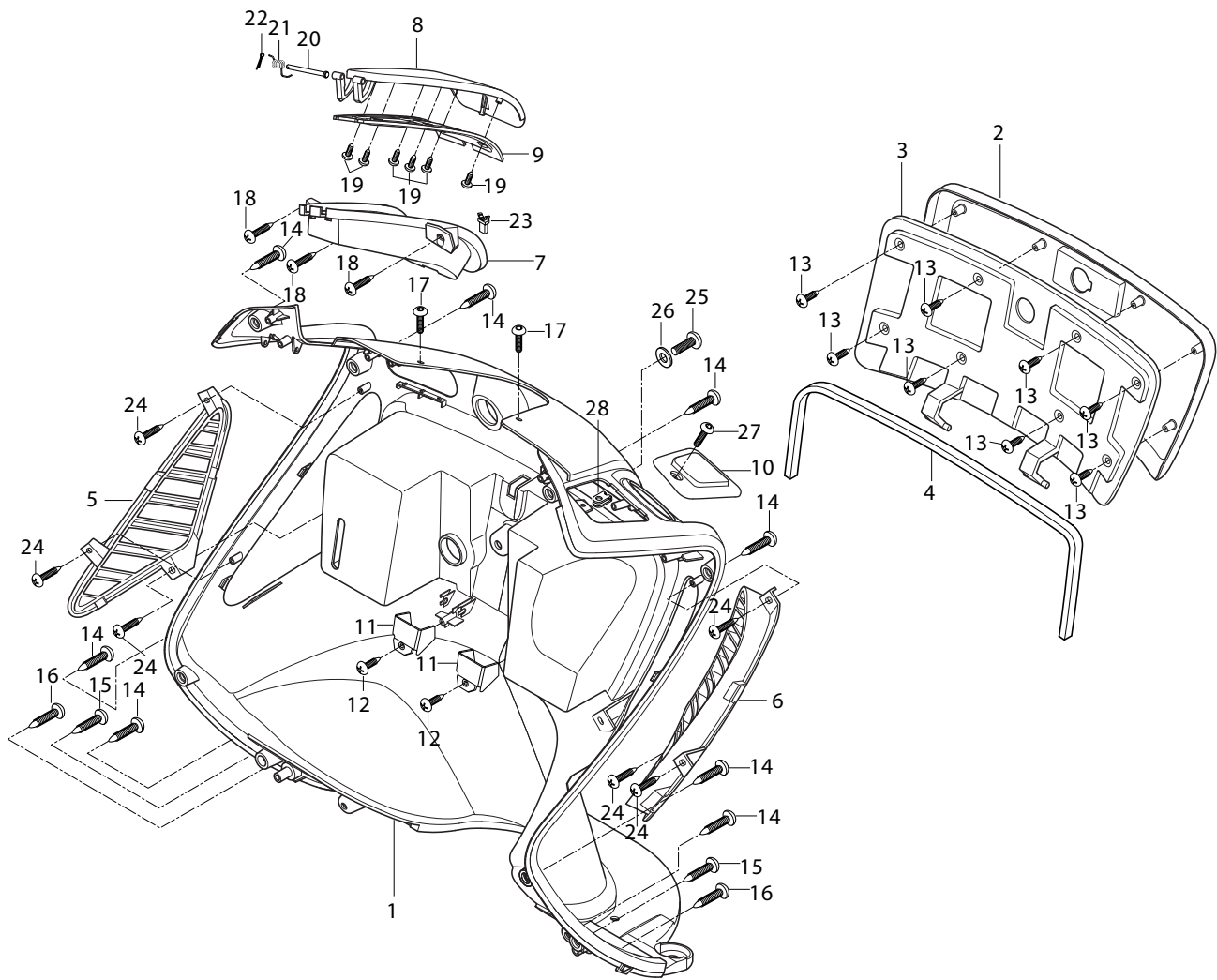
FIG.34



## FIG 34. FRONT FORK

REF.	PARTS NO.	PARTS NAME	Q'TY	REMARKS	REC.Q'TY / 100 Motorcycles
NO.	7EU01/7EN01/7SO01/7GO01				(PCS)
0	51100HP7600HPA	FRONT FORK ASS'Y	1		5
1	51410HP7600	BRACKET COMP, under	1		
2	51210HP7600	DAMPER ASS'Y, front fork R	1		5
3	51220HP7600	DAMPER ASS'Y, front fork L	1		5
4	01137-08355	BOLT, under bracket	4		
5	09164H35001	WASHER, protector	1		
6	09265H35000	BEARING, stem steering lower	1		
7	08133-60067	BEARING, stem steering upper	1		
8	51160HP7600	SPACER COMP, steering stem	1		
9	51631HP7600	NUT, steering stem	2		
10	09166H30001	WASHER, steering stem lock	1		

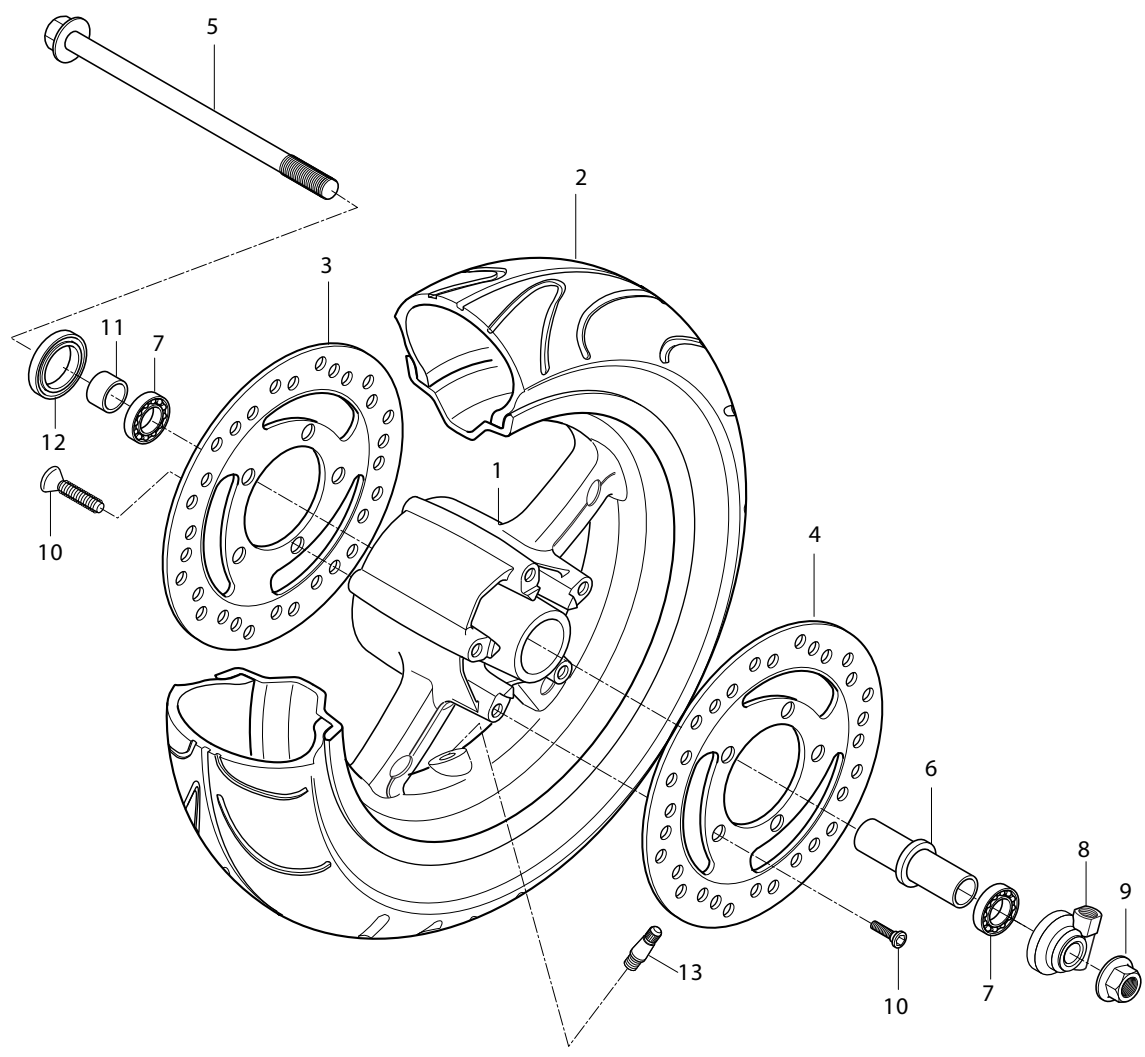
FIG.35



## FIG 35. LEG SHIELD COVER

REF.	PARTS NO.	PARTS NAME	Q'TY	REMARKS	REC.Q'TY / 100 Motorcycles
NO.	7EU01/7EN01/7SO01/7GO01				(PCS)
1	92111HP7600	COVER, leg shield	1		10
2	92211HP7600	COVER, trunk box	1		10
3	92232HP7600	COVER, trunk box inner	1		10
4	92116HP7600	SEAL, trunk box	1		
5	92212HP7600	GRILL, leg shield cover R	1		10
6	92222HP7600	GRILL, leg shield cover L	1		10
7	92124HP7600	BOX, reservoir tank	1		10
8	92122HP7600	COVER, reservoir tank	1		10
9	92123HP7600	COVER, reservoir tank inner	1		10
10	92112HP7600	COVER, radiator	1		10
11	92230HP7600	PLATE COMP, trunk box cover	2		
12	03241-04125	SCREW, trunk box inner	2		
13	03241-04125	SCREW, trunk box cov&trunk box cov inner	8		
14	03241-05165	SCREW, leg shield cover & l/shield FT	8		
15	02142-05305	SCREW, l/shield cover & lwr l/shield FT	2		
16	02142-05165	SCREW, l/shield cover & lwr l/shield FT	2		
17	09106H05150	SCREW, s/meter rr cov & leg shield cover	2		
18	03241-05125	SCREW, reservoir tank box	3		
19	03211-03085	SCREW, reservoir tank cov & reservoir tank inner	6		
20	09200H04001	PIN	1		
21	09448H05002	SPRING, reservoir tank cover	1		
22	09385H04001	CLIP	1		
23	92120HP7600	LOCK ASS'Y, reservoir tank cover	1		
24	03241-04125	SCREW, leg shield cover grill R/L	6		
25	09106H06150	SCREW, leg shield cover & frame	1		
26	09169H06078	WASHER, leg shield cover & frame	1		
27	09106H05150	SCREW, radiator cover	1		
28	09148H05029	NUT, radiator cover	1		

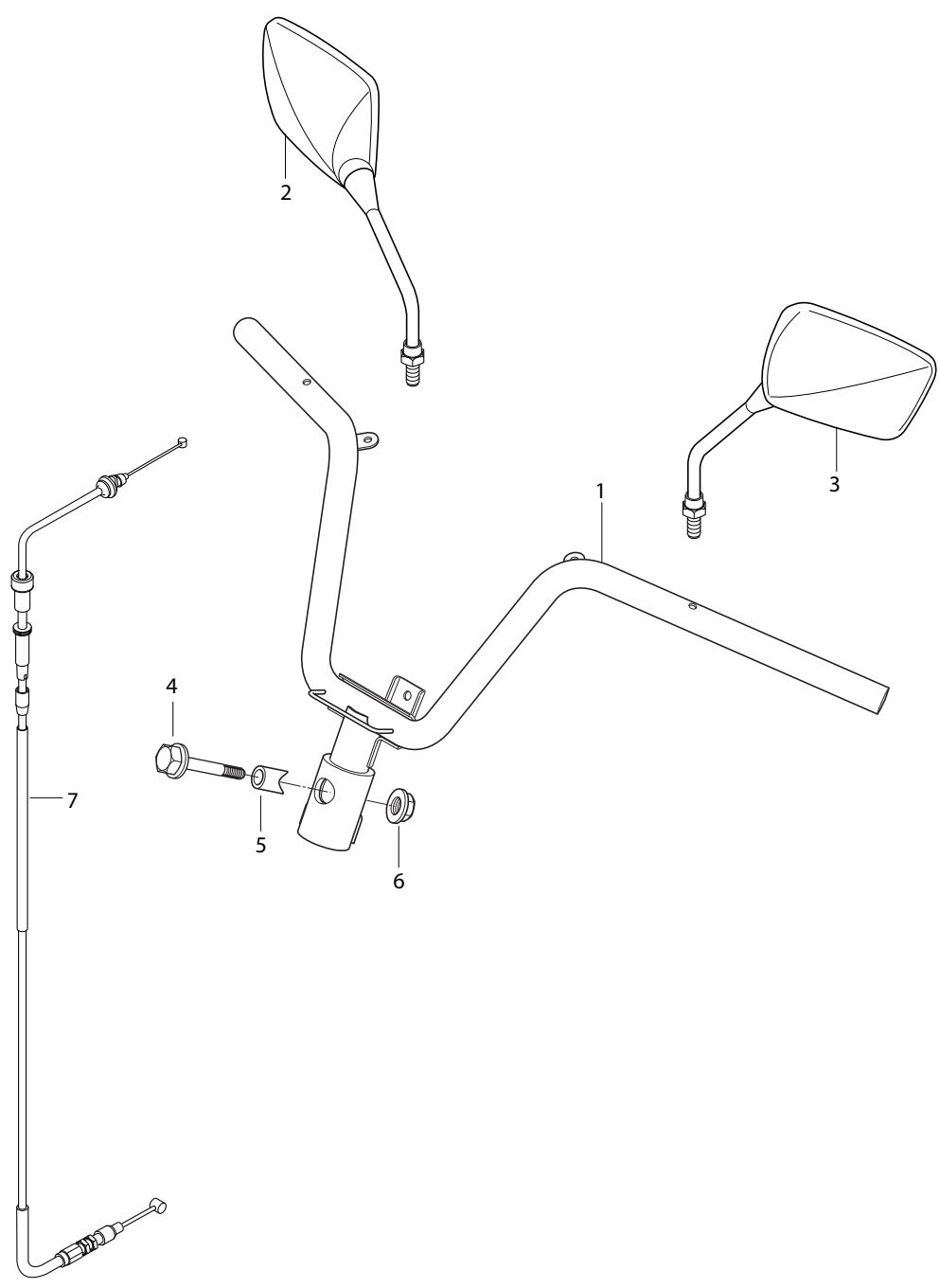
FIG.36



## FIG 36. FRONT WHEEL

REF. NO.	PARTS NO.	PARTS NAME	Q'TY	REMARKS	REC.Q'TY / 100 Motorcycles (PCS)
	7EU01/7EN01/7SO01/7GO01				
1	54141HP7600HPA	WHEEL, front (3.50 x13)+bg+spacer	1		2
2	55100HP7600	TIRE COMP, front 120/70-13 63S	1		5
3	59221HP7600	DISC, front brake R	1		5
4	59211HP7600	DISC, front brake L	1		5
5	54711HP7600	AXLE, front	1		5
6	54731HP7600	SPACER, front hub	1		
7	08134-63027	BEARING, front wheel R/L	2		
8	54600HP7600	BOX ASS'Y, speedometer gear	1		10
9	09159H14008	NUT, front axle	1		
10	59421-03A01	BOLT, front brake disc	10		
11	54741HP7600	SPACER, front axle R	1		
12	09283H25002	OIL SEAL, front wheel R	1		
13	55220-29C20	VALVE ASS'Y, wheel rim	1		

FIG.37

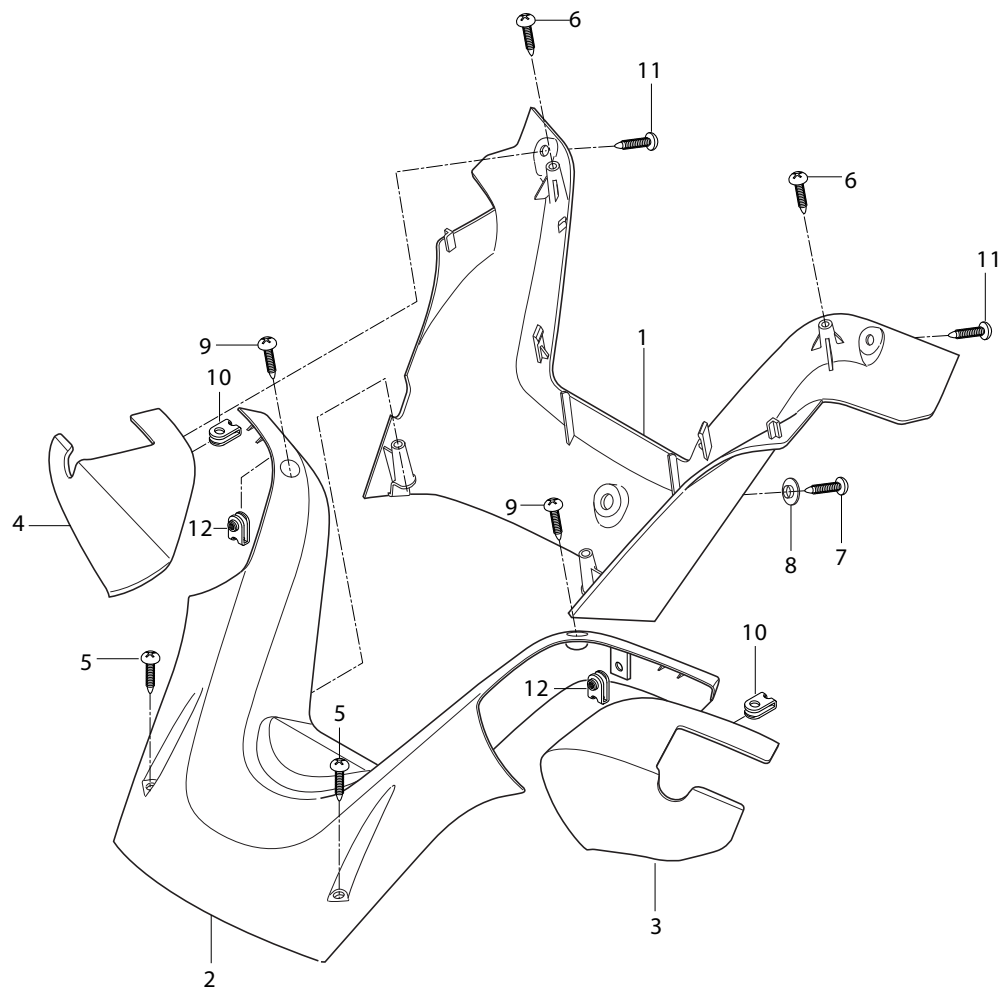




## FIG 37. HANDLE BAR

REF.	PARTS NO.	PARTS NAME	Q`TY	REMARKS	REC.Q'TY / 100 Motorcycles
NO.	7EU01/7EN01/7SO01/7GO01				(PCS)
1	56110HP7600	HANDLEBAR COMP	1		5
2-A	56501HP7600	MIRROR SET, R+L	1		10
2	56500HP7600	MIRROR ASS'Y, rear view R	1		5
3	56600HP7600	MIRROR ASS'Y, rear view L	1		5
4	09103H10230	BOLT, handlebar set	1		
5	56213HP7600	SPACER, handlebar set	1		
6	08319-31108	NUT, handle bar set	1		
7	58300HP8800	CABLE ASS'Y, throttle	1		8

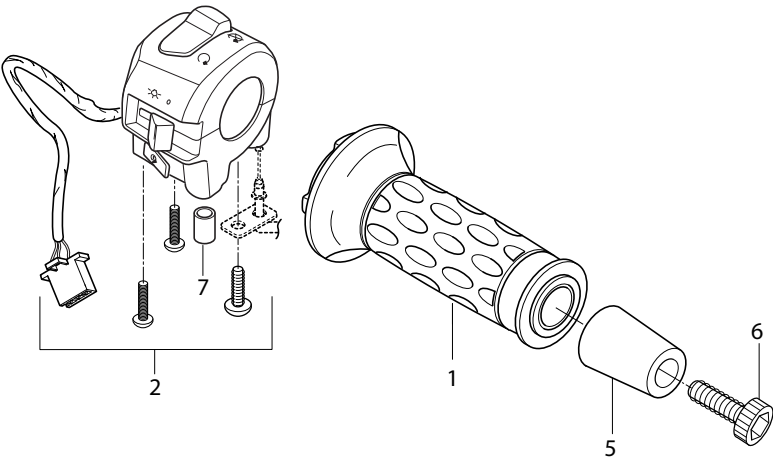
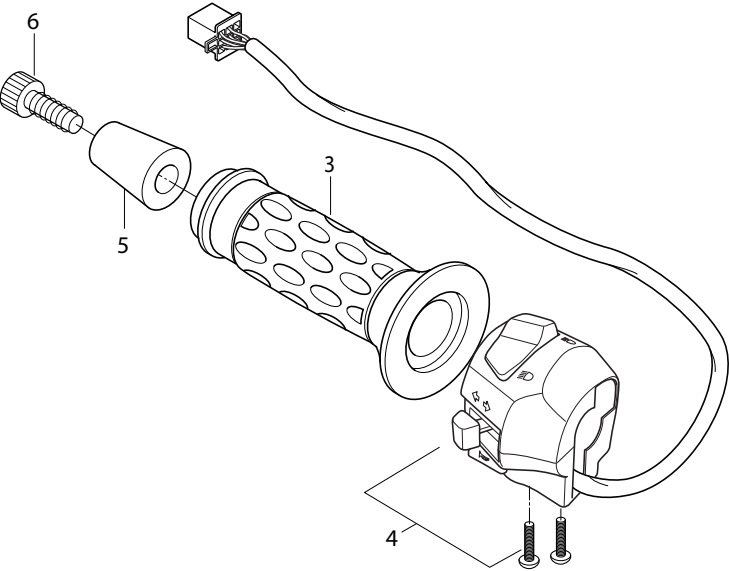
FIG.38



## FIG 38. HANDLE COVER

REF.	PARTS NO.	PARTS NAME	Q'TY	REMARKS	REC.Q'TY / 100 Motorcycles
NO.	7EU01/7EN01/7SO01/7GO01				(PCS)
1	56321HP7600	COVER, handle rear	1		10
2	56311HP7600	COVER, handle front	1		10
3	56313HP7600	COVER, handle front L	1		10
4	56312HP7600	COVER, handle front R	1		10
5	03241-05166	SCREW, handle cov rr & handle cov FT	2		
6	03241-05126	SCREW, handle bar & handle cov rear	2		
7	02142-06165	SCREW, handle cov rr center	1		
8	09169-06034	WASHER, handle cover rr center	1		
9	03241-04166	SCREW, handle cover ft & ft r/l cover	2		
10	09148-04024	NUT, handle cover ft & ft r/l cover	2		
11	02142-05125	SCREW, handle cov rr & handle cov FT	2		
12	09148H05029	NUT, handle cover ft & rr cover	2		

FIG.39

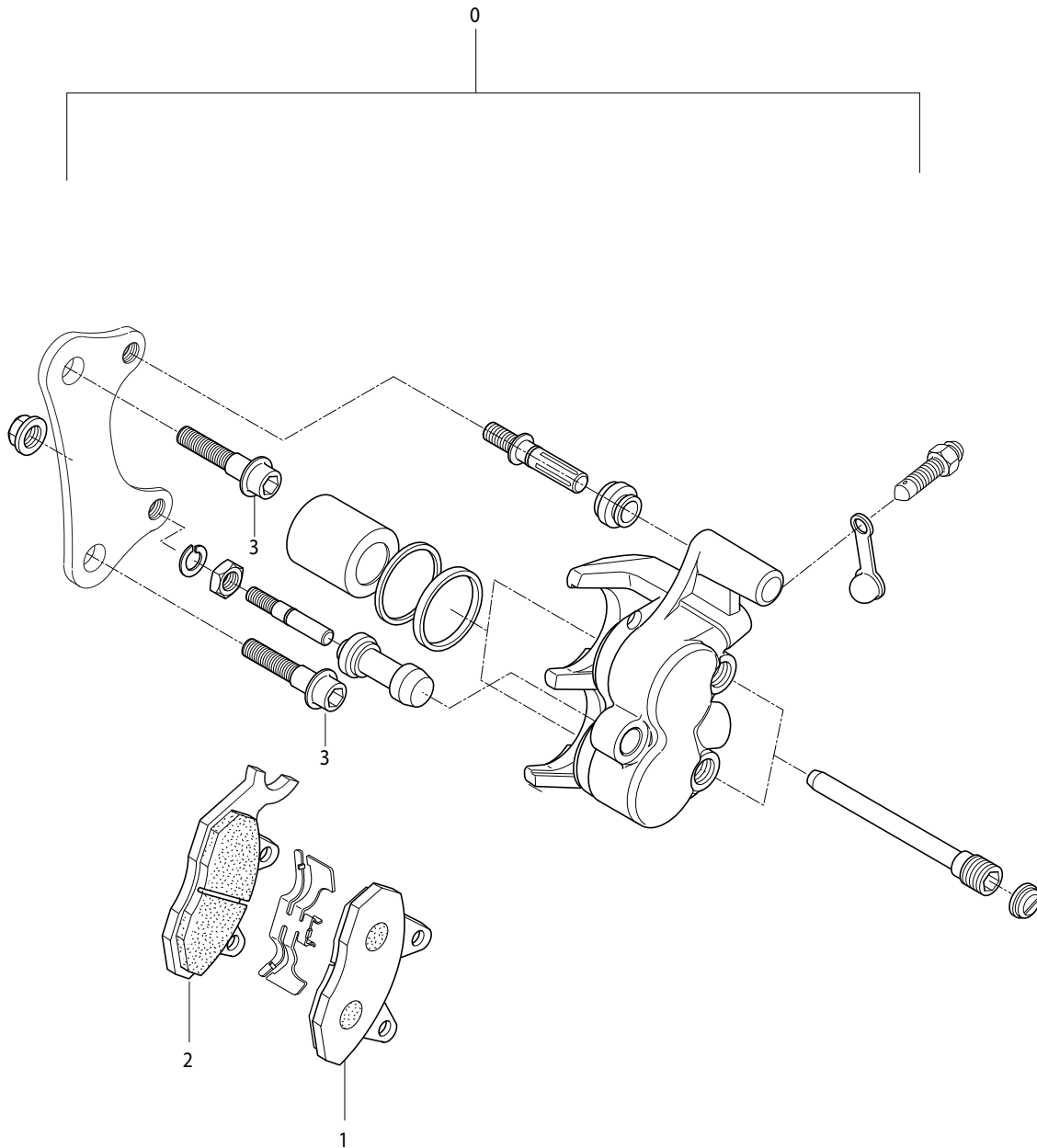


## FIG 39. HANDLE SWITCH

REF.	PARTS NO.	PARTS NAME	Q'TY	REMARKS	REC.Q'TY / 100 Motorcycles
NO.	7EU01/7EN01/7SO01/7GO01				(PCS)
1	57110HG5803	GRIP COMP, throttle	1		8
2	37200HP7601	SWITCH ASSY, handle R	1		8
3	57211HG5800	GRIP, L	1		8
4	37400HP7601	SWITCH ASSY, handle L	1		8
5	56271HP7600	BALANCER, handlebar	2		5
6	07110-06408	BOLT, handlebar balancer	2		
7	37281HN3201	BOSS, handle switch R	1		5

# front-LH

FIG.40

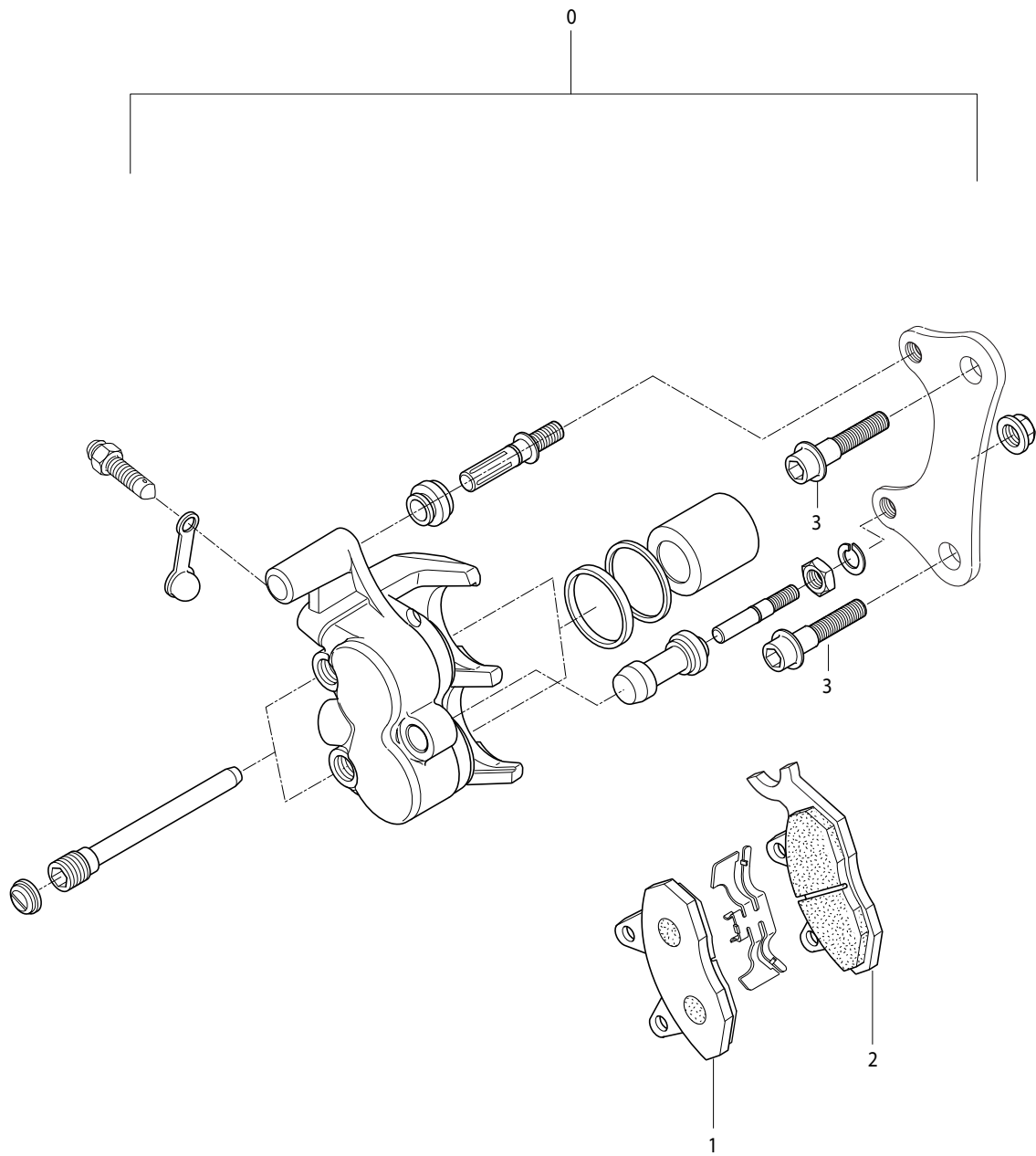


# FIG 40. FRONT CALIPER LH

REF.	PARTS NO.	PARTS NAME	Q`TY	REMARKS	REC.Q'TY / 100 Motorcycles
NO.	7EU01/7EN01/7SO01/7GO01				(PCS)
0	59300HP7600	CALIPER ASS'Y, front L	1		7
1-A	59301HP7600	PAD SET, 1+2	1		30
1	59311HP7600	PAD COMP, front brake outter L	1	NOT SALE	
2	59312HP7600	PAD COMP, front brake inner L	1	NOT SALE	
3	07120-08308	BOLT, caliper	2		

# front RH

FIG.40-1

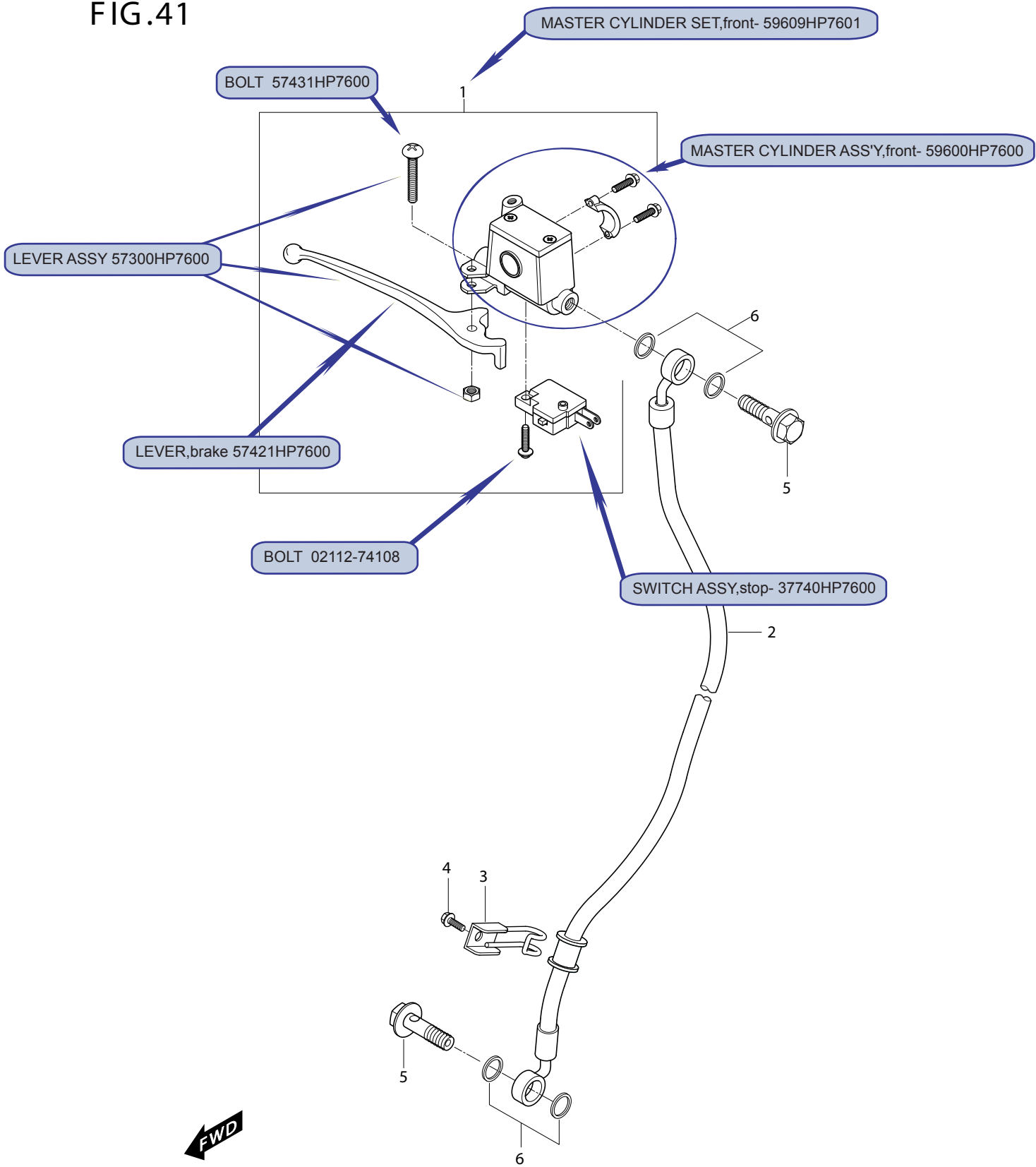




# FIG 40-1. FRONT CALIPER RH

REF.	PARTS NO.	PARTS NAME	Q`TY	REMARKS	REC.Q'TY / 100 Motorcycles
NO.	7EU01/7EN01/7SO01/7GO01				(PCS)
0	59400HP7600	CALIPER ASS'Y, front R	1		7
1-A	59401HP7600	PAD SET 1+2	1		30
1	59411HP7600	PAD COMP, front brake outter R	1	NOT SALE	
2	59312HP7600	PAD COMP, front brake inner R	1	NOT SALE	
3	07120-08308	BOLT, caliper	2		2

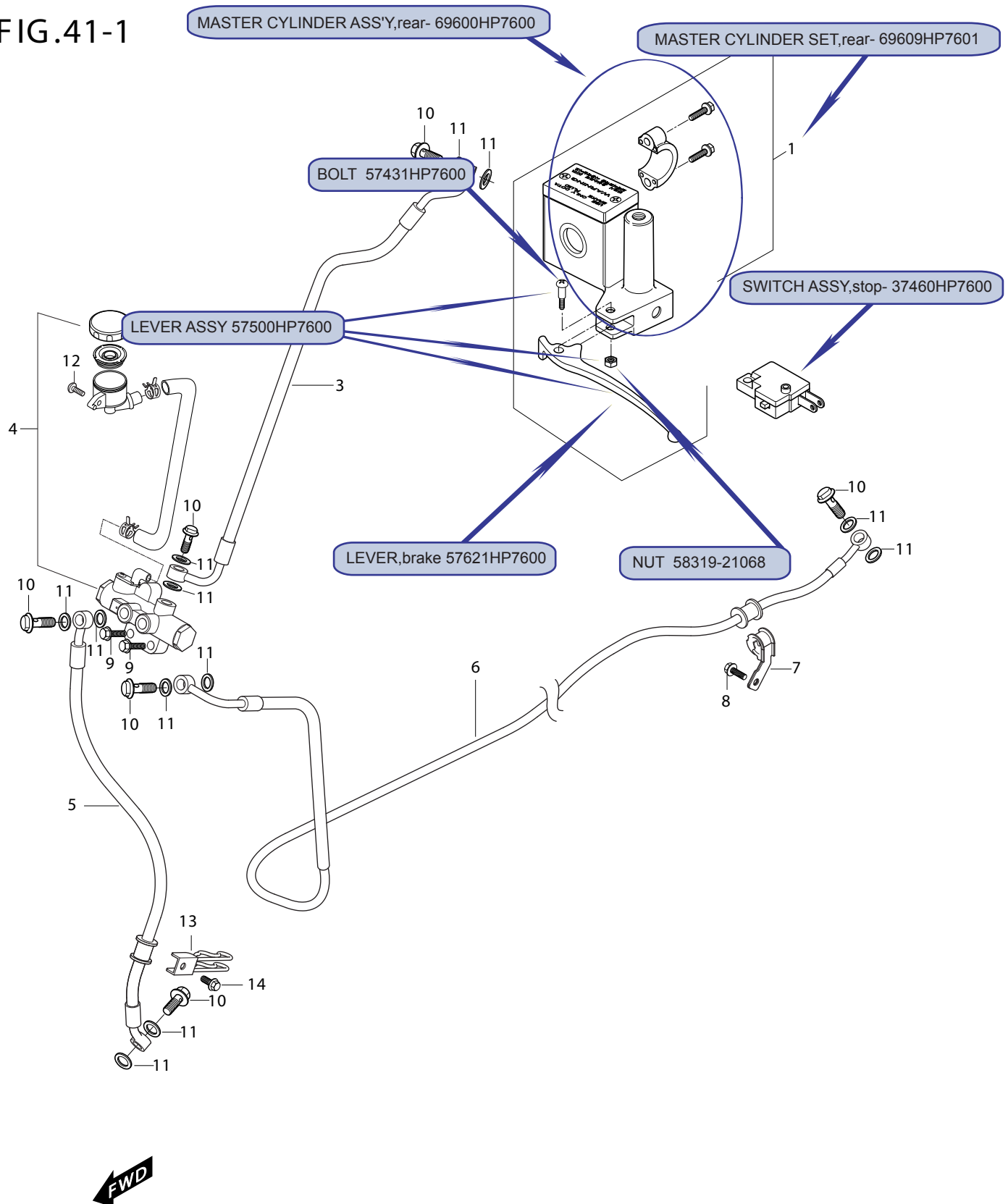
FIG.41



# FIG 41. FRONT MASTER CYLINDER

REF.	PARTS NO.	PARTS NAME	Q`TY	REMARKS	REC.Q'TY / 100 Motorcycles
NO.	7EU01/7EN01/7SO01/7GO01				(PCS)
1	59600HP7600	CYLINDER ASSY, front master	1		5
2	59460HP7600	HOSE COMP, front brake R	1		
3	59270HP7600	CLAMP COMP, ft brake hose R	1		
4	01517-06125	SCREW, brake hose clamp	1		
5	09360-10039	BOLT, brake fluid	2		
6	09161-10005	WASHER, brake fluid	4		

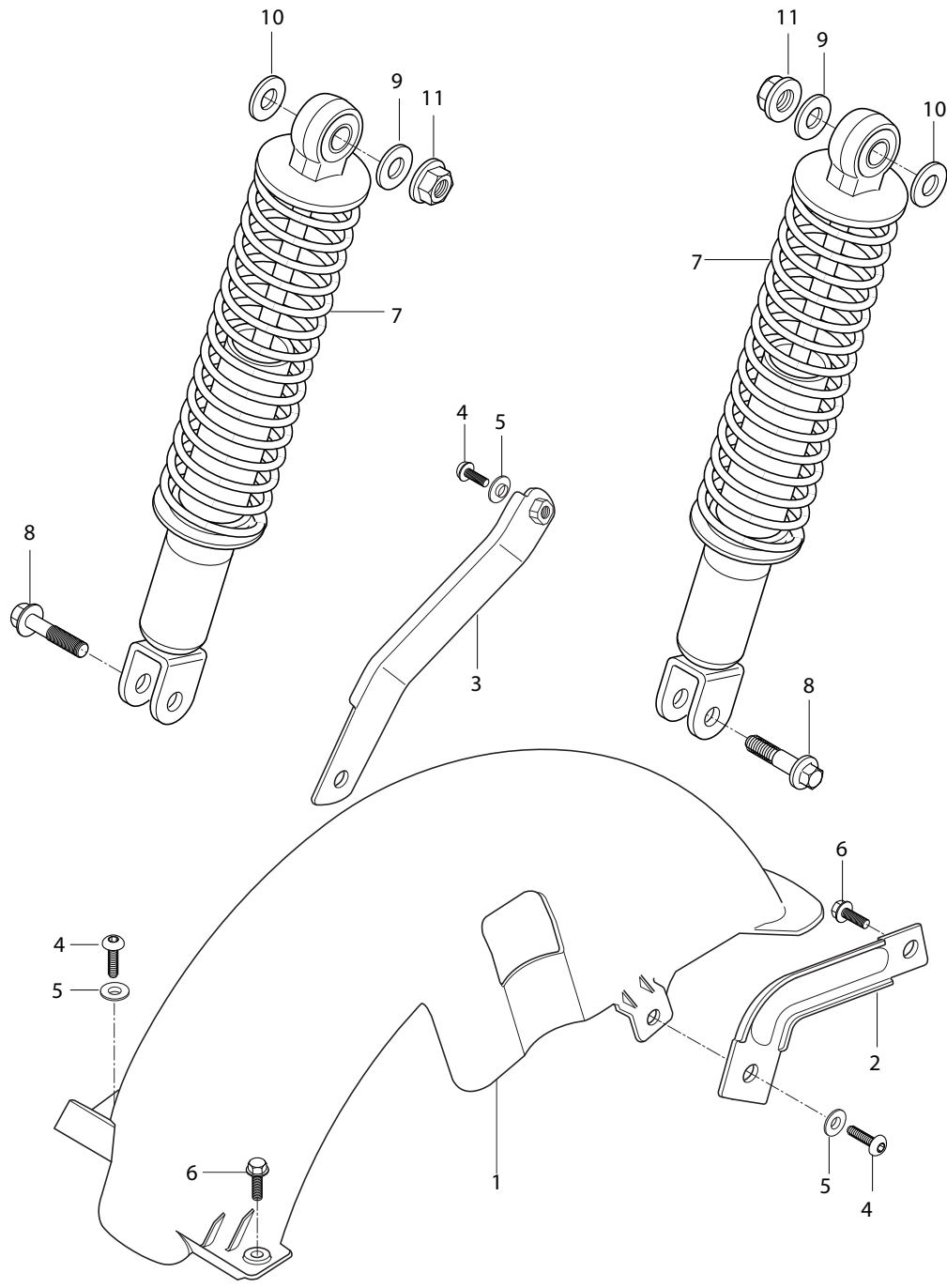
FIG.41-1



## FIG 41-1. REAR MASTER CYLINDER

REF. NO.	PARTS NO.	PARTS NAME	Q'TY	REMARKS	REC.Q'TY / 100 Motorcycles (PCS)
	7EU01/7EN01/7SO01/7GO01				
1	69600HP7600	CYLINDER ASSY, rear master	1		5
2	57460HP7600	SWITCH ASS'Y, rear stop	1		5
3	59470HP7600	HOSE COMP, rr brake m/cylinder	1		
4	56530HP7600	VALVE ASS'Y, pressure control	1		
5	59460HP7600	HOSE COMP, front brake R	1		
6	69480HP7600	HOSE COMP, rear brake	1		
7	61511HP7600	CLAMP, rear brake hose	1		
8	02142-06165	SCREW, rear brake hose clamp	1		
9	07120-08208	BOLT, pressure control valve	2		
10	09360-10039	BOLT, brake fluid	6		
11	09161-10005	WASHER, brake fluid	12		
12	01517-06125	BOLT, pvc reservoir tank	1		
13	59260HP7600	CLAMP COMP, ft brake hose l & s/meter cable	1		
14	01517-06125	SCREW, brake hose clamp	1		

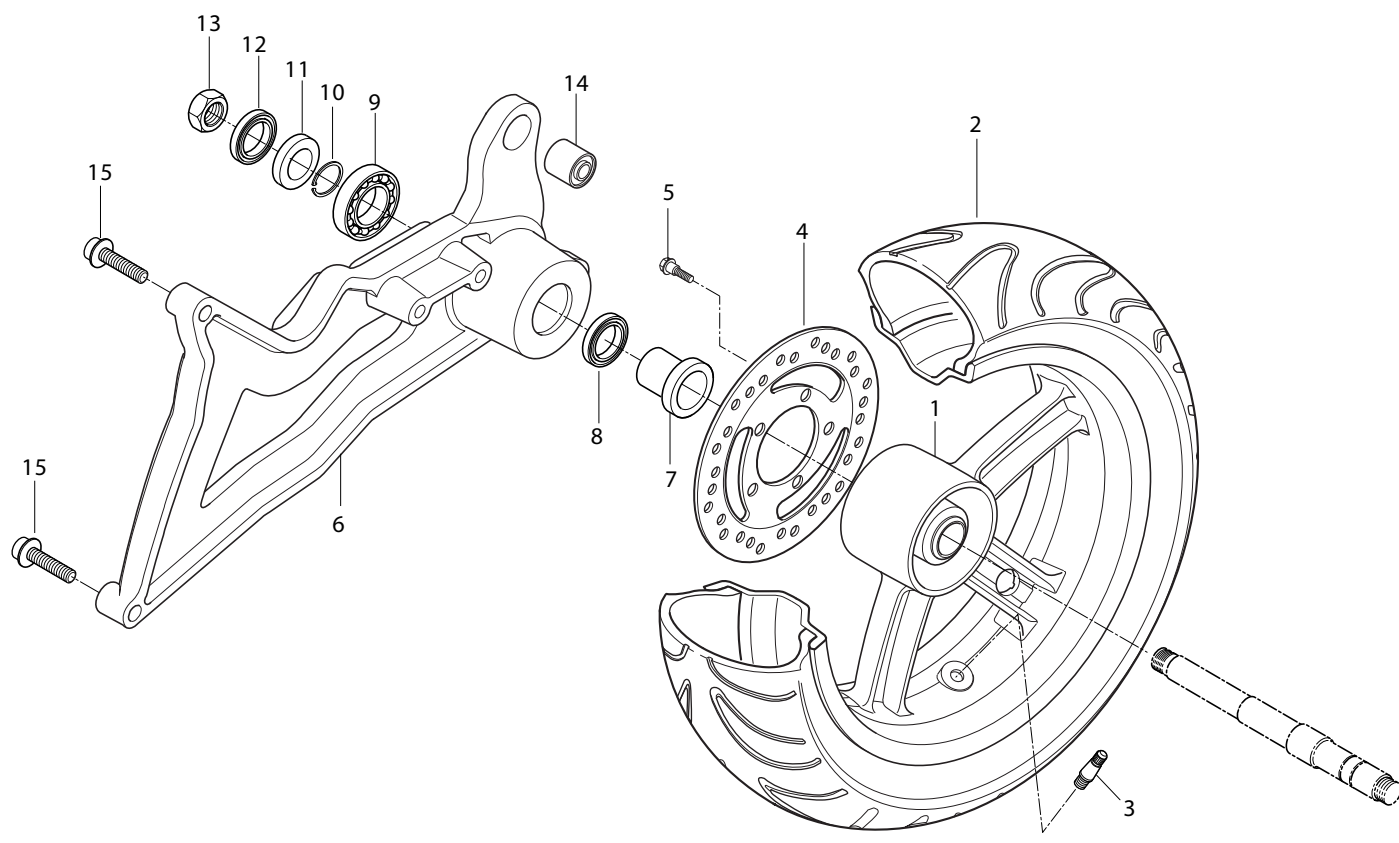
FIG.42



## FIG 42. REAR SHOCK ABSORBER

REF.	PARTS NO.	PARTS NAME	Q'TY	REMARKS	REC.Q'TY / 100 Motorcycles
NO.	7EU01/7EN01/7SO01/7GO01				(PCS)
1	63115HP7600	REAR FENDER, front	1		10
2	63360HP7600	BRKT COMP, rr fender ft LH	1		
3	63260HP7600	BRKT COMP, rr fender ft RH	1		
4	09106H06150	SCREW, rr fender ft	3		
5	09169H06078	WASHER, rr fender ft	3		
6	01517-06165	BOLT, rr fender ft	2		
7	62100HP7601	ABSORBER ASS'Y, rear shock	2		5
8	61181-02C00	BOLT, rear shock absorber lower	2		
9	09160-10001	WASHER, rr shock absorber upper	2		
10	08322-21128	WASHER, rr shock absorber inner upper	2		
11	08319-31108	NUT, rear shock absorber uppeR	2		

FIG.43



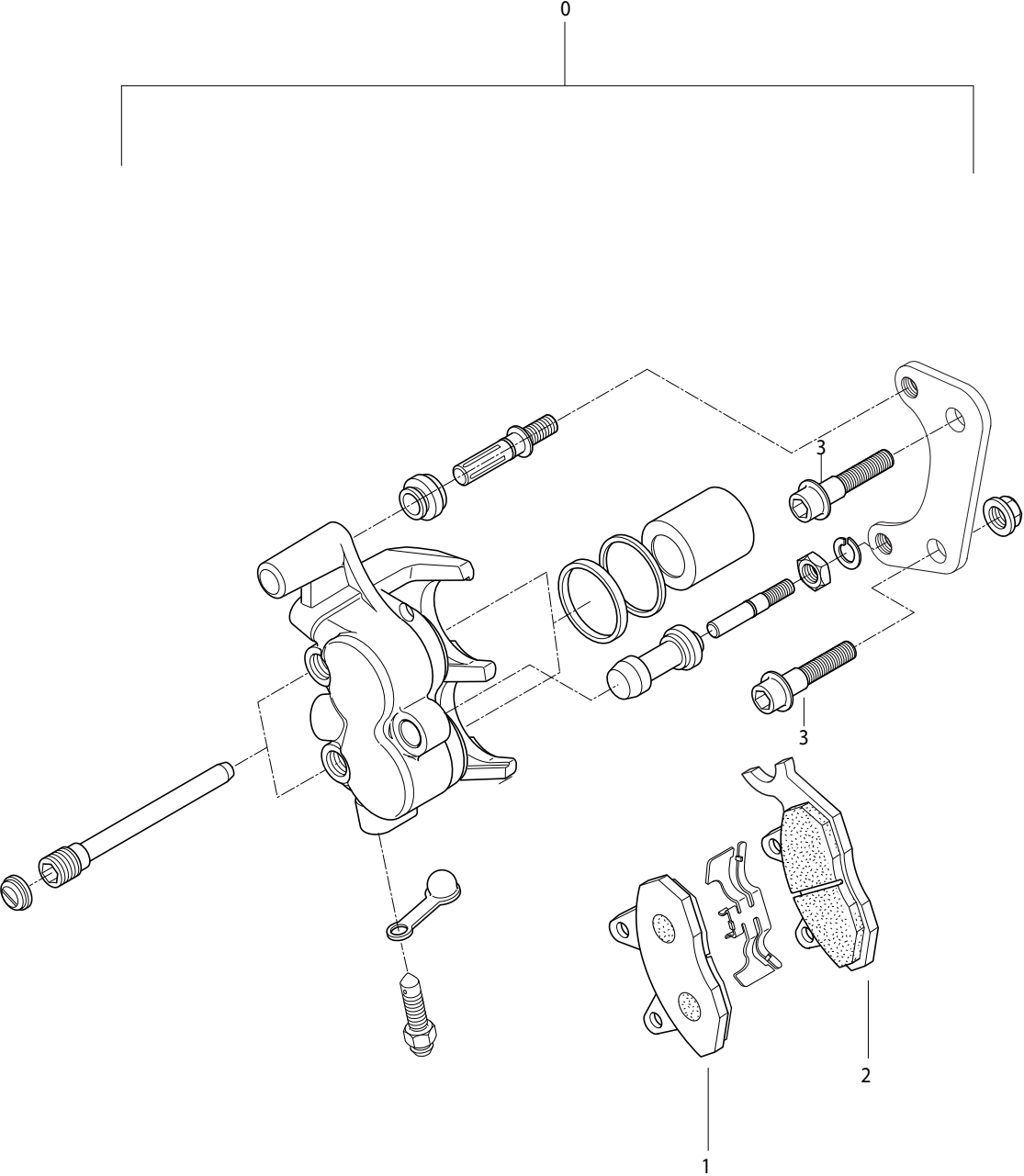
FWD



## FIG 43. REAR WHEEL

REF.	PARTS NO.	PARTS NAME	Q'TY	REMARKS	REC.Q'TY / 100 Motorcycles
NO.	7EU01/7EN01/7SO01/7GO01				(PCS)
1	64150HP7600HPA	WHEEL COMP, rear 4.00 ×14+bg+spacer	1		2
2	65100HP7600	TIRE COMP, rear 140/60-14 64S	1		5
3	55220-29C20	VALVE ASS'Y, wheel rim	1		10
4	69211HP7600	DISC, rear brake	1		
5	59421-03A01	BOLT, rear disc	5		
6	62311HP7600HPA	ARM ASS'Y, rear suspension	1		
7	64731HP7600	SPACER, rear axle R	1		
8	09285H35001	DUST SEAL, rr sus arm bearing outter	1		
9	08130-62047	BEARING, rear sus arm	1		
10	08331-41479	CIRCLIP, rear sus arm	1		
11	64753HP7600	SPACER, rr suspension arm	1		
12	09284-21001	DUST SEAL, rr sus arm bearing inner	1		
13	09159H16002	NUT, rear axle	1		
14	09319-10032	BUSH, rear sus arm	1		
15	07110-10358	BOLT, rear sus arm & crankcase R	1		

FIG.44



FWD

# FIG 44. REAR CALIPER

REF.	PARTS NO.	PARTS NAME	Q`TY	REMARKS	REC.Q`TY / 100 Motorcycles
NO.	7EU01/7EN01/7SO01/7GO01				(PCS)
0	69300HP7600	CALIPER ASS'Y, rear brake	1		7
1-A	59401HP7600	PAD SET 1+2			30
1	59411HP7600	PAD COMP, rear brake outter	1	NOT SALE	
2	59312HP7600	PAD COMP, rear brake inner	1	NOT SALE	
3	07110-08358	BOLT, rear caliper	2		

# PART NUMBER FOR MS-3 125 LABEL

