

*RT125 D*

Euro-3



 **HYOSUNG**  
MOTORS & MACHINERY INC.

## **REFERENCE**

1.The detailed specifications of each model are referred by the persons who are in charge of overseas marketing team, Hyosung.

2.Special demand

When you order any colored parts including Fuel tank, please add color code to the end of parts number and it will be helpful to register your parts order.

※ **Color code**



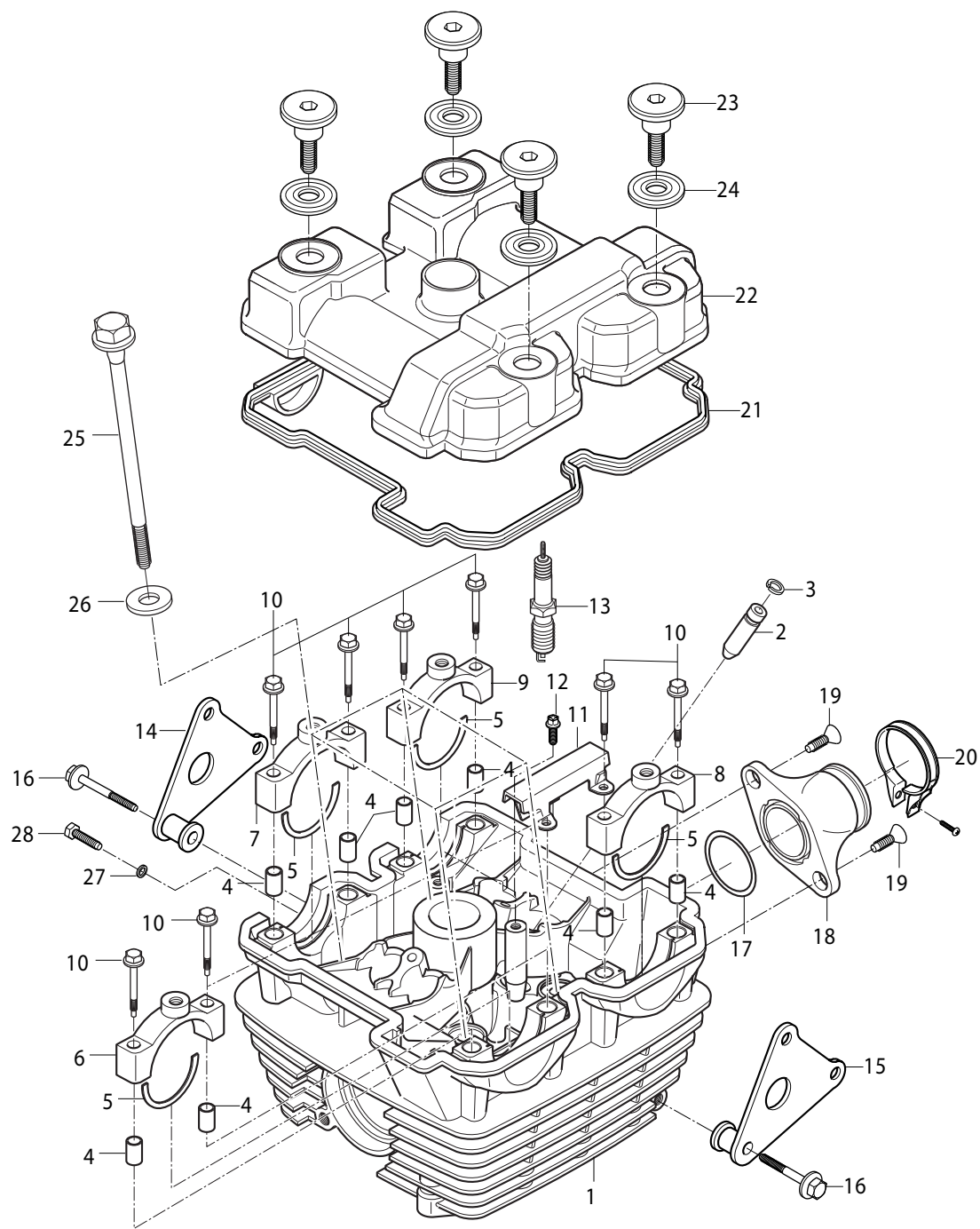
**OVB : BLUE**



**OLO : ORANGE**

**HYOSUNG MOTORS & MACHINERY INC.**

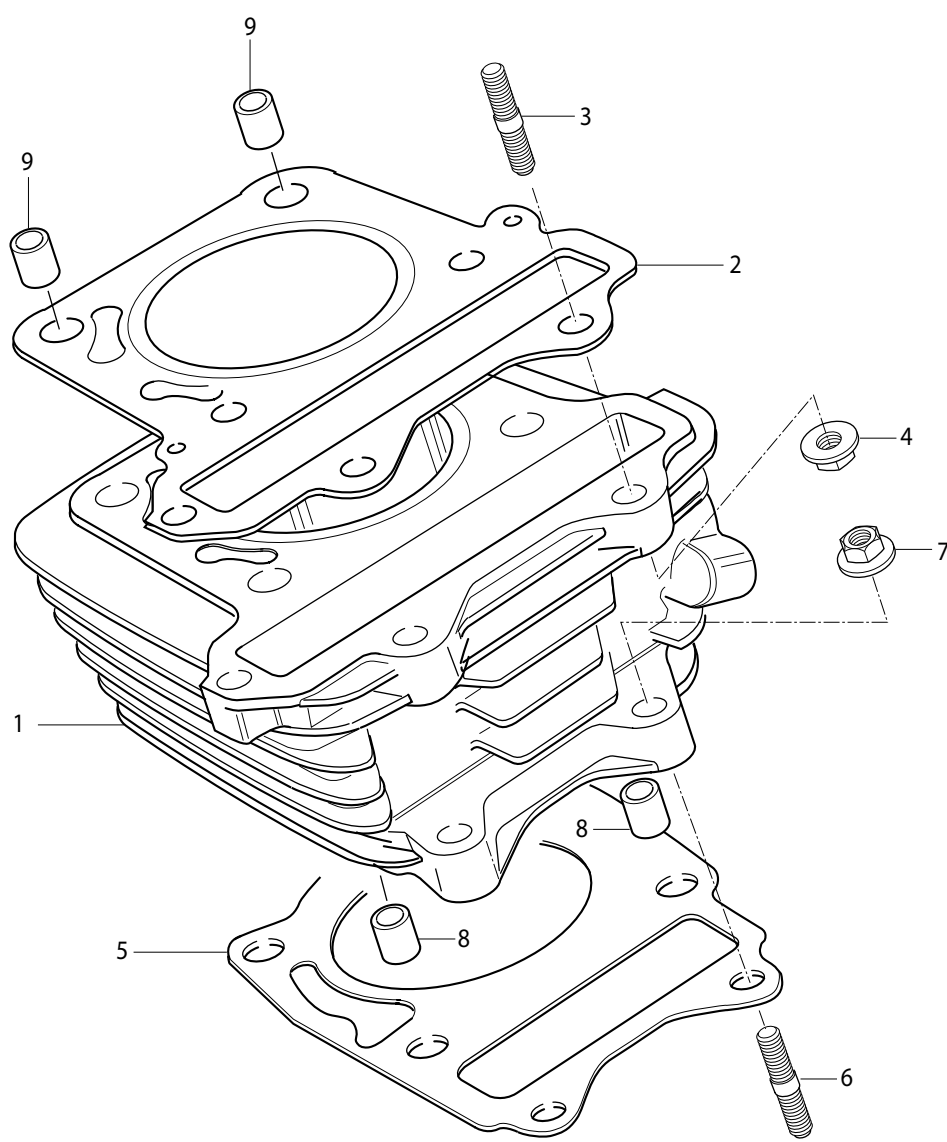
FIG 1



## FIG 1. CYLINDER HEAD

REF NO.	PARTS NO.					PARTS NAME	Q'TY	REMARKS	REC.Q'TY (PCS)
	SEU01	SEN01	SG01	SSA01	SS01				
1	11100HR7900PCH	11100HR7900PCH	11100HR7900PCH	11100HR7900PCH	11100HR7900PCH	HEAD COMP. CYLINDER	1		
2	11115HJ8200	11115HJ8200	11115HJ8200	11115HJ8200	11115HJ8200	GUIDE, VALVE	4		
3	09381-10004	09381-10004	09381-10004	09381-10004	09381-10004	SNAP RING, VALVE GUIDE	4		
4	09206-08001	09206-08001	09206-08001	09206-08001	09206-08001	KNOCK PIN, C/SHAFT HOUSING	8		
5	09390-35001	09390-35001	09390-35001	09390-35001	09390-35001	C-RING, CAMSHAFT	4		
6	11121M35C00	11121M35C00	11121M35C00	11121M35C00	11121M35C00	HOUSING, C/SHAFT No.1	1		
7	11122M35C00	11122M35C00	11122M35C00	11122M35C00	11122M35C00	HOUSING, C/SHAFT No.2	1		
8	11123M35C00	11123M35C00	11123M35C00	11123M35C00	11123M35C00	HOUSING, C/SHAFT No.3	1		
9	11124M35C00	11124M35C00	11124M35C00	11124M35C00	11124M35C00	HOUSING, C/SHAFT No.4	1		
10	09103-06013	09103-06013	09103-06013	09103-06013	09103-06013	BOLT, C/SHAFT HOUSING	8		
11	12782-35C00	12782-35C00	12782-35C00	12782-35C00	12782-35C00	GUIDE, CAM CHAIN No.2	1		
12	01517-06125	01517-06125	01517-06125	01517-06125	01517-06125	BOLT, OIL GALLERY	2		
13	09482-00456	09482-00456	09482-00456	09482-00456	09482-00456	SPARK PLUG (CR8E)	1		
14	41980-35C00	41980-35C00	41980-35C00	41980-35C00	41980-35C00	PLATE, E/MOUNT No.4 R	1		
15	41990HR7800PAM	41990HR7800PAM	41990HR7800PAM	41990HR7800PAM	41990HR7800PAM	PLATE, E/MOUNT No.4 L	1		
16	09103-10219	09103-10219	09103-10219	09103-10219	09103-10219	BOLT, ENG MOUNTING (L=50)	2		
17	09280-36004	09280-36004	09280-36004	09280-36004	09280-36004	O-RING, INTAKE PIPE	1		
18	13110HR7800	13110HR7800	13110HR7800	13110HR7800	13110HR7800	PIPE COMP, INTAKE	1		
19	02122-06208	02122-06208	02122-06208	02122-06208	02122-06208	SCREW, INTAKE PIPE	2		
20	09402-48209	09402-48209	09402-48209	09402-48209	09402-48209	CLAMP, INTAKE PIPE	1		
21	11173-35C00	11173-35C00	11173-35C00	11173-35C00	11173-35C00	GASKET, C/HEAD COVER No.1	1		
22	11171-35C00999	11171-35C00999	11171-35C00999	11171-35C00999	11171-35C00999	COVER, CYLINDER HEAD	1		
23	09106-07009	09106-07009	09106-07009	09106-07009	09106-07009	BOLT, C/HEAD COVER (L=5.5)	4		
24	09161-11008	09161-11008	09161-11008	09161-11008	09161-11008	WASHER, C/HEAD COVER	4		
25	09103-08305	09103-08305	09103-08305	09103-08305	09103-08305	BOLT, C/HEAD (L=140)	4		
26	09168-08021	09168-08021	09168-08021	09168-08021	09168-08021	GASKET, CYLINDER HEAD BOLT	4		
27	09168H06009	09168H06009	09168H06009	09168H06009	09168H06009	GASKET, OIL GALLERY PLUG	2		
28	01517-06125	01517-06125	01517-06125	01517-06125	01517-06125	PLUG, OIL GALLERY	2		
29	11180-43410	11180-43410	11180-43410	11180-43410	11180-43410	JET COMP, OIL GALLERY	1		

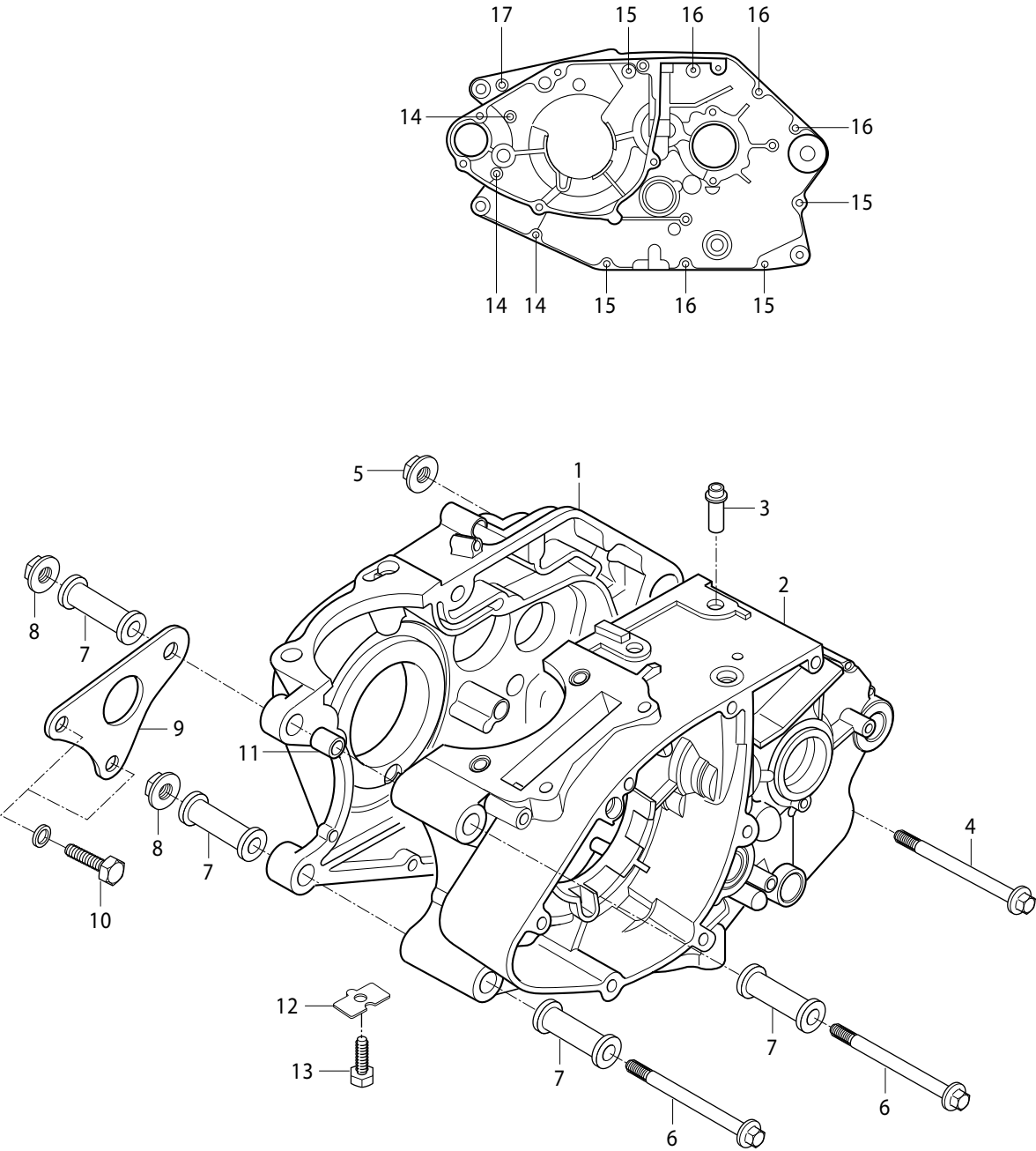
FIG 2



## FIG 2. CYLINDER

REF NO.	PARTS NO.					PARTS NAME	Q`TY	REMARKS	REC.Q'TY (PCS)
	SEU01	SEN01	SG01	SSA01	SS01				
1	11210HR7801PCY	11210HR7801PCY	11210HR7801PCY	11210HR7801PCY	11210HR7801PCY	CYLINDER COMP	1		
2	11141HR7800	11141HR7800	11141HR7800	11141HR7800	11141HR7800	GASKET, CYLINDER HEAD	1		
3	01421-06255	01421-06255	01421-06255	01421-06255	01421-06255	STUD BOLT , CYLINDER HEAD	3		
4	08316-16065	08316-16065	08316-16065	08316-16065	08316-16065	NUT, CYLINDER HEAD	3		
5	11241H35C01	11241H35C01	11241H35C01	11241H35C01	11241H35C01	GASKET, CYLINER	1		
6	01421-06255	01421-06255	01421-06255	01421-06255	01421-06255	STUD BOLT , CYLINDER	2		
7	08316-16065	08316-16065	08316-16065	08316-16065	08316-16065	NUT, CYLINDER	2		
8	04211-11129	04211-11129	04211-11129	04211-11129	04211-11129	KNOCK PIN, CYLINDER	2		
9	04211-11169	04211-11169	04211-11169	04211-11169	04211-11169	KNOCK PIN, CYLINDER HEAD	2		

FIG 3

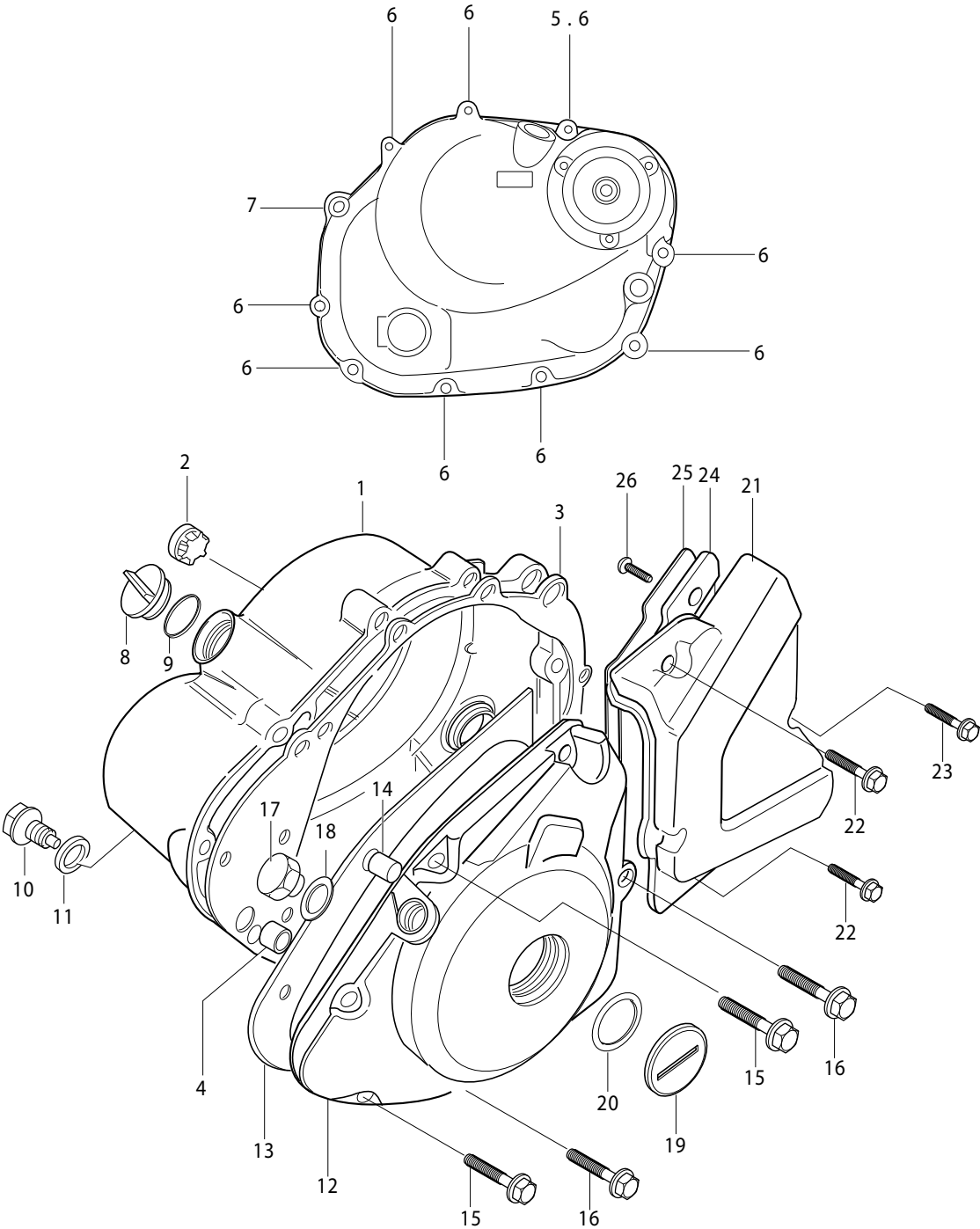


## FIG 3. CRANK CASE

REF NO.	PARTS NO.					PARTS NAME	Q`TY	REMARKS	REC.Q'TY (PCS)
	SEU01	SEN01	SG01	SSA01	SS01				
1	11310H35C20PCC	11310H35C20PCC	11310H35C20PCC	11310H35C20PCC	11310H35C20PCC	CRANK CASE, R	1		
2	11320HR7800PCC	11320HR7800PCC	11320HR7800PCC	11320HR7800PCC	11320HR7800PCC	CRANK CASE, L	1		
3	09364-12001	09364-12001	09364-12001	09364-12001	09364-12001	UNION, BREATHER HOSE	1		
4	09103-08072	09103-08072	09103-08072	09103-08072	09103-08072	BOLT, ENG MOUNTING REAR	1		
5	08319-31088	08319-31088	08319-31088	08319-31088	08319-31088	NUT, ENG MOUNTING	1		
6	09103-08081	09103-08081	09103-08081	09103-08081	09103-08081	BOLT, ENG MOUNTING FRONT	2		
7	11610-29B00	11610-29B00	11610-29B00	11610-29B00	11610-29B00	SPACER, ENG MOUNTING No.1	4		
8	08319-31088	08319-31088	08319-31088	08319-31088	08319-31088	NUT, ENG MOUNTING	2		
9	41911-35C00	41911-35C00	41911-35C00	41911-35C00	41911-35C00	PLATE, ENG MOUNT No.1	1		
10	01137-08168	01137-08168	01137-08168	01137-08168	01137-08168	BOLT, ENG MOUNT No.1	2		
11	04213-13189	04213-13189	04213-13189	04213-13189	04213-13189	PIN, CRANK CASE	2		
12	11319-05200	11319-05200	11319-05200	11319-05200	11319-05200	PLATE, OIL GALLELY PLUG	1		
13	01904-06108	01904-06108	01904-06108	01904-06108	01904-06108	BOLT, OIL GALLEY PLUG PLATE	1		
14	01547-06558	01547-06558	01547-06558	01547-06558	01547-06558	BOLT, CRANK CASE	3		
15	01547-06608	01547-06608	01547-06608	01547-06608	01547-06608	BOLT, CRANK CASE	4		
16	01547-06758	01547-06758	01547-06758	01547-06758	01547-06758	BOLT, CRANK CASE	4		
17	01547-06808	01547-06808	01547-06808	01547-06808	01547-06808	BOLT, CRANK CASE	1		



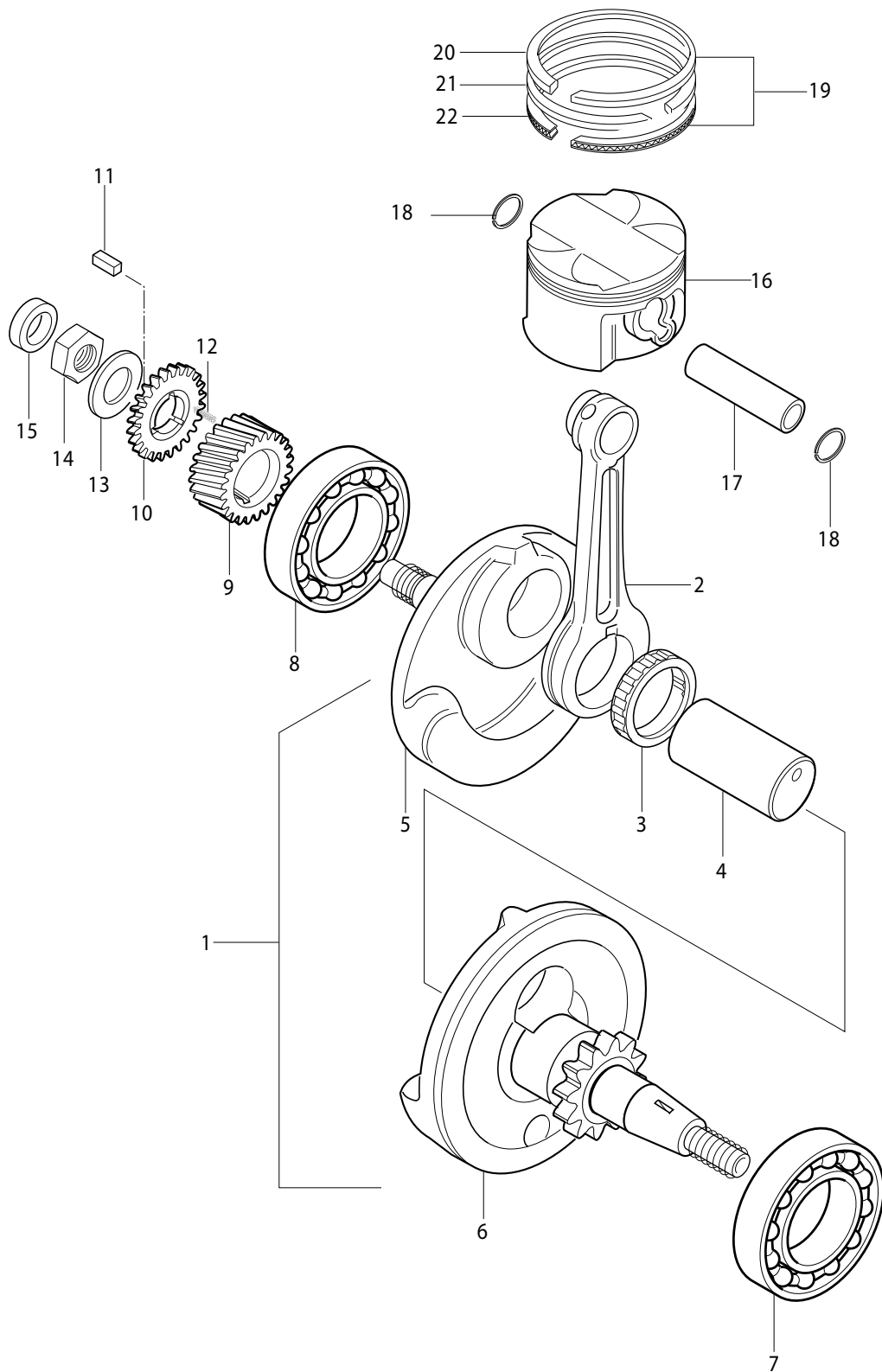
FIG 4



## FIG 4. CRANKCASE COVER

REF NO.	PARTS NO.					PARTS NAME	Q'TY	REMARKS	REC.Q'TY (PCS)
	SEU01	SEN01	SG01	SSA01	SS01				
1	11340-35C00121	11340-35C00121	11340-35C00121	11340-35C00121	11340-35C00121	COVER COMP, CLUTCH	1		
2	11971-45010	11971-45010	11971-45010	11971-45010	11971-45010	LENS, OIL LEVER CHECK	1		
3	11482H35C01	11482H35C01	11482H35C01	11482H35C01	11482H35C01	GASKET, CLUTCH COVER	1		
4	04211-13189	04211-13189	04211-13189	04211-13189	04211-13189	PIN, CLUTCH COVER	2		
5	09168H06009	09168H06009	09168H06009	09168H06009	09168H06009	GASKET, C/COVER BOLT	1		
6	01547-06308	01547-06308	01547-06308	01547-06308	01547-06308	BOLT, CLUTCH COVER	9		
7	01547-06458	01547-06458	01547-06458	01547-06458	01547-06458	BOLT, CLUTCH COVER	1		
8	09259-20012	09259-20012	09259-20012	09259-20012	09259-20012	PLUG, ENGINE OIL FILLER	1		
9	09280-17003	09280-17003	09280-17003	09280-17003	09280-17003	O-RING, OIL FILLER PLUG	1		
10	09247-14026	09247-14026	09247-14026	09247-14026	09247-14026	PLUG, OIL CHECK	1		
11	09168-14002	09168-14002	09168-14002	09168-14002	09168-14002	GASKET, OIL CHECK PLUG	1		
12	11351-35C00999	11351-35C00999	11351-35C00999	11351-35C00999	11351-35C00999	COVER, MAGNETO	1		
13	11483-05301	11483-05301	11483-05301	11483-05301	11483-05301	GASKET, MAGNETO COVER	1		
14	04211-09129	04211-09129	04211-09129	04211-09129	04211-09129	PIN, MAGNETO COVER	1		
15	01547-06258	01547-06258	01547-06258	01547-06258	01547-06258	BOLT, MAGNETO COVER	1		
16	01547-06358	01547-06358	01547-06358	01547-06358	01547-06358	BOLT, MAGNETO COVER	1		
17	9247-12103	9247-12103	9247-12103	9247-12103	9247-12103	PLUG, TDC	1		
18	09168-12002	09168-12002	09168-12002	09168-12002	09168-12002	GASKET, TDC PLIG	1		
19	09259-26006	09259-26006	09259-26006	09259-26006	09259-26006	PLUG, C/SHAFT HOLE	1		
20	09280-22008	09280-22008	09280-22008	09280-22008	09280-22008	O-RING, C/SHAFT HOLE PLUG	1		
21	11361HR7800121	11361HR7800121	11361HR7800121	11361HR7800121	11361HR7800121	COVER, ENGINE SPOROCKET	1		
22	01547-06258	01547-06258	01547-06258	01547-06258	01547-06258	BOLT, ENG SPROCKET COVER	2		
23	01547-06408	01547-06408	01547-06408	01547-06408	01547-06408	BOLT, ENG SPROCKET COVER	1		
24	11363-35C00	11363-35C00	11363-35C00	11363-35C00	11363-35C00	DUMPER, ENGINE SPROCKET COVER	1		
25	11362-35C00	11362-35C00	11362-35C00	11362-35C00	11362-35C00	PLATE, ENGINE SPROCKET COVER	1		
26	02142-06108	02142-06108	02142-06108	02142-06108	02142-06108	SCREW, SPROCKET COVER PLATE	4		

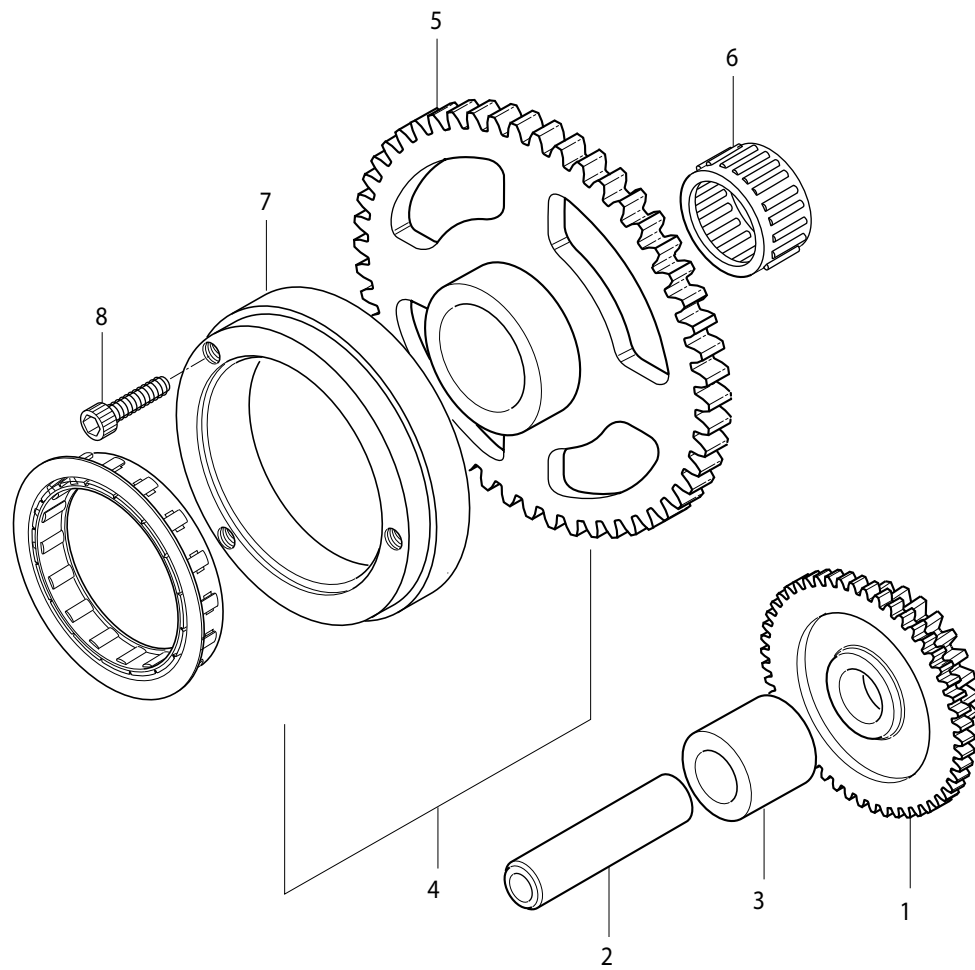
FIG 5



## FIG 5. CRANK SHAFT

REF NO.	PARTS NO.					PARTS NAME	Q'TY	REMARKS	REC.Q'TY (PCS)
	SEU01	SEN01	SG01	SSA01	SS01				
1	12200S04B10	12200S04B10	12200S04B10	12200S04B10	12200S04B10	CRANK SHAFT ASS'Y	1		
2	12161HJ8200	12161HJ8200	12161HJ8200	12161HJ8200	12161HJ8200	ROD, CONNECTING	1		
3	09263-28027	09263-28027	09263-28027	09263-28027	09263-28027	BEARING, CRANK PIN	1		
4	12211-05231	12211-05231	12211-05231	12211-05231	12211-05231	PIN, CRANK	1		
5	12261-04B10CSA	12261-04B10CSA	12261-04B10CSA	12261-04B10CSA	12261-04B10CSA	CRANK SHAFT L	1		
6	12221-04B00CSA	12221-04B00CSA	12221-04B00CSA	12221-04B00CSA	12221-04B00CSA	CRANK SHAFT R	1		
7	09262-28003	09262-28003	09262-28003	09262-28003	09262-28003	BEARING, CRANK SHAFT R	1		
8	09262-35026	09262-35026	09262-35026	09262-35026	09262-35026	BEARING, CRANK SHAFT L	1		
9	21111-35C00	21111-35C00	21111-35C00	21111-35C00	21111-35C00	GEAR, PRIMARY DRIVE	1		
10	21112-35C00	21112-35C00	21112-35C00	21112-35C00	21112-35C00	GEAR, PRIMARY DRIVE No.2	1		
11	09421-04004	09421-04004	09421-04004	09421-04004	09421-04004	KEY, PRIMARY DRIVE GEAR	1		
12	21114-35C00	21114-35C00	21114-35C00	21114-35C00	21114-35C00	SPRING, P/DRIVE GEAR	3		
13	16321-05210	16321-05210	16321-05210	16321-05210	16321-05210	OIL PUMP DRIVE GEAR	1		
14	09166-16012	09166-16012	09166-16012	09166-16012	09166-16012	WASHER, P/DRIVE GEAR	1		
15	09140-16019	09140-16019	09140-16019	09140-16019	09140-16019	NUT, P/DRIVE GEAR	1		
16	09282-12001	09282-12001	09282-12001	09282-12001	09282-12001	OIL SEAL, CRANK SHAFT R	1		
17	12111-16E00PPS	12111-16E00PPS	12111-16E00PPS	12111-16E00PPS	12111-16E00PPS	PISTON	1		
18	12151-30B00	12151-30B00	12151-30B00	12151-30B00	12151-30B00	PIN, PISTON	1		
19	09381-15001	09381-15001	09381-15001	09381-15001	09381-15001	CIRCLIP	2		
20	12140-16E00	12140-16E00	12140-16E00	12140-16E00	12140-16E00	RING SET, PISTON	1		
21	12141-16E00	12141-16E00	12141-16E00	12141-16E00	12141-16E00	RING , PISTON 1ST	1		
22	12142-16E00	12142-16E00	12142-16E00	12142-16E00	12142-16E00	RING, PISTON 2ND	1		
23	12144-16E00	12144-16E00	12144-16E00	12144-16E00	12144-16E00	RING, PISTON OIL	1		

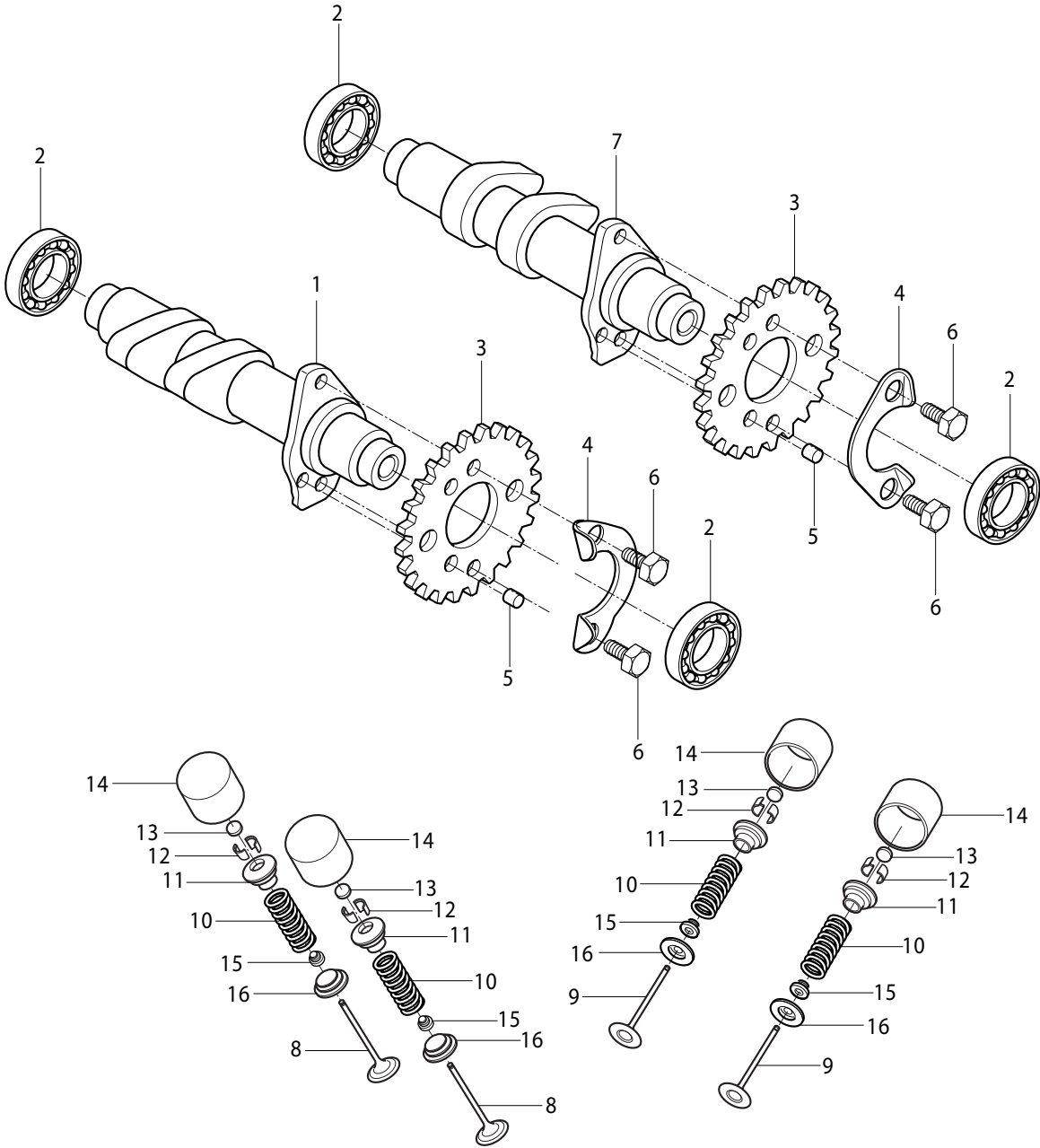
FIG 6



# FIG 6. STARTER CLUTCH

REF NO.	PARTS NO.					PARTS NAME	Q`TY	REMARKS	REC.Q'TY (PCS)
	SEU01	SEN01	SG01	SSA01	SS01				
1	12611-04B00	12611-04B00	12611-04B00	12611-04B00	12611-04B00	GEAR, STARTER IDLE	1		
2	09206-13003	09206-13003	09206-13003	09206-13003	09206-13003	PIN, STARTER IDLE GEAR	1		
3	09180-13006	09180-13006	09180-13006	09180-13006	09180-13006	SPACER, STARTER IDLE GEAR	1		
4	12600-35C00	12600-35C00	12600-35C00	12600-35C00	12600-35C00	CLUTCH SET, STARTER	1		
5	12620-42A01	12620-42A01	12620-42A01	12620-42A01	12620-42A01	GEAR COMP, STARTER CLUTCH	1		
6	09263-22031	09263-22031	09263-22031	09263-22031	09263-22031	BEARING, S/CLUTCH GEAR	1		
7	12614-02C00	12614-02C00	12614-02C00	12614-02C00	12614-02C00	CLUTCH, STARTER CLUTCH	1		
8	07110-08168	07110-08168	07110-08168	07110-08168	07110-08168	BOLT, STARTER CLUTCH	3		

FIG 7



## FIG 7. CAM SHAFT

REF NO.	PARTS NO.					PARTS NAME	Q`TY	REMARKS	REC.Q'TY (PCS)
	SEU01	SEN01	SG01	SSA01	SS01				
1	12711-35C00888	12711-35C00888	12711-35C00888	12711-35C00888	12711-35C00888	CAMSHAFT, INTAKE	1		
2	09262-17019	09262-17019	09262-17019	09262-17019	09262-17019	BEARING, CAMSHAFT	4		
3	12741H16E00	12741H16E00	12741H16E00	12741H16E00	12741H16E00	SPROCKET, CAMSHAFT	2		
4	12747-44B00	12747-44B00	12747-44B00	12747-44B00	12747-44B00	WASHER, SPROCKET	2		
5	09261-05005	09261-05005	09261-05005	09261-05005	09261-05005	PIN, SPROCKET KNOCK	2		
6	09111-06032	09111-06032	09111-06032	09111-06032	09111-06032	BOLT, SPROCKET	4		
7	12721-35C00888	12721-35C00888	12721-35C00888	12721-35C00888	12721-35C00888	CAM SHAFT, EXHAUST	1		
8	12911HJ8200	12911HJ8200	12911HJ8200	12911HJ8200	12911HJ8200	VALVE , INTAKE	2		
9	12912HJ8200	12912HJ8200	12912HJ8200	12912HJ8200	12912HJ8200	VALVE , EXHAUST	2		
10	12921HJ8200	12921HJ8200	12921HJ8200	12921HJ8200	12921HJ8200	SPRING, VALVE	4		
11	12931HJ8200	12931HJ8200	12931HJ8200	12931HJ8200	12931HJ8200	RETAINER, VALVE SPRING	4		
12	12932HJ8200	12932HJ8200	12932HJ8200	12932HJ8200	12932HJ8200	COTTER, VALVE	8		
13-1	12892-05C00-160	12892-05C00-160	12892-05C00-160	12892-05C00-160	12892-05C00-160	SHIM, TAPPET	4		
13-2	12892-05C00-165	12892-05C00-165	12892-05C00-165	12892-05C00-165	12892-05C00-165	SHIM, TAPPET	4		
13-3	12892-05C00-170	12892-05C00-170	12892-05C00-170	12892-05C00-170	12892-05C00-170	SHIM, TAPPET	4		
13-4	12892-05C00-175	12892-05C00-175	12892-05C00-175	12892-05C00-175	12892-05C00-175	SHIM, TAPPET	4		
13-5	12892-05C00-180	12892-05C00-180	12892-05C00-180	12892-05C00-180	12892-05C00-180	SHIM, TAPPET	4		
13-6	12892-05C00-185	12892-05C00-185	12892-05C00-185	12892-05C00-185	12892-05C00-185	SHIM, TAPPET	4		
13-7	12892-05C00-190	12892-05C00-190	12892-05C00-190	12892-05C00-190	12892-05C00-190	SHIM, TAPPET	4		
13-8	12892-05C00-195	12892-05C00-195	12892-05C00-195	12892-05C00-195	12892-05C00-195	SHIM, TAPPET	4		
14	12891-16E00	12891-16E00	12891-16E00	12891-16E00	12891-16E00	TAPPET	4		
15	09289-04002	09289-04002	09289-04002	09289-04002	09289-04002	OIL SEAL, VALVE	4		
16	12933HJ8200	12933HJ8200	12933HJ8200	12933HJ8200	12933HJ8200	SEAT, VALVE SPRING	4		



FIG 8

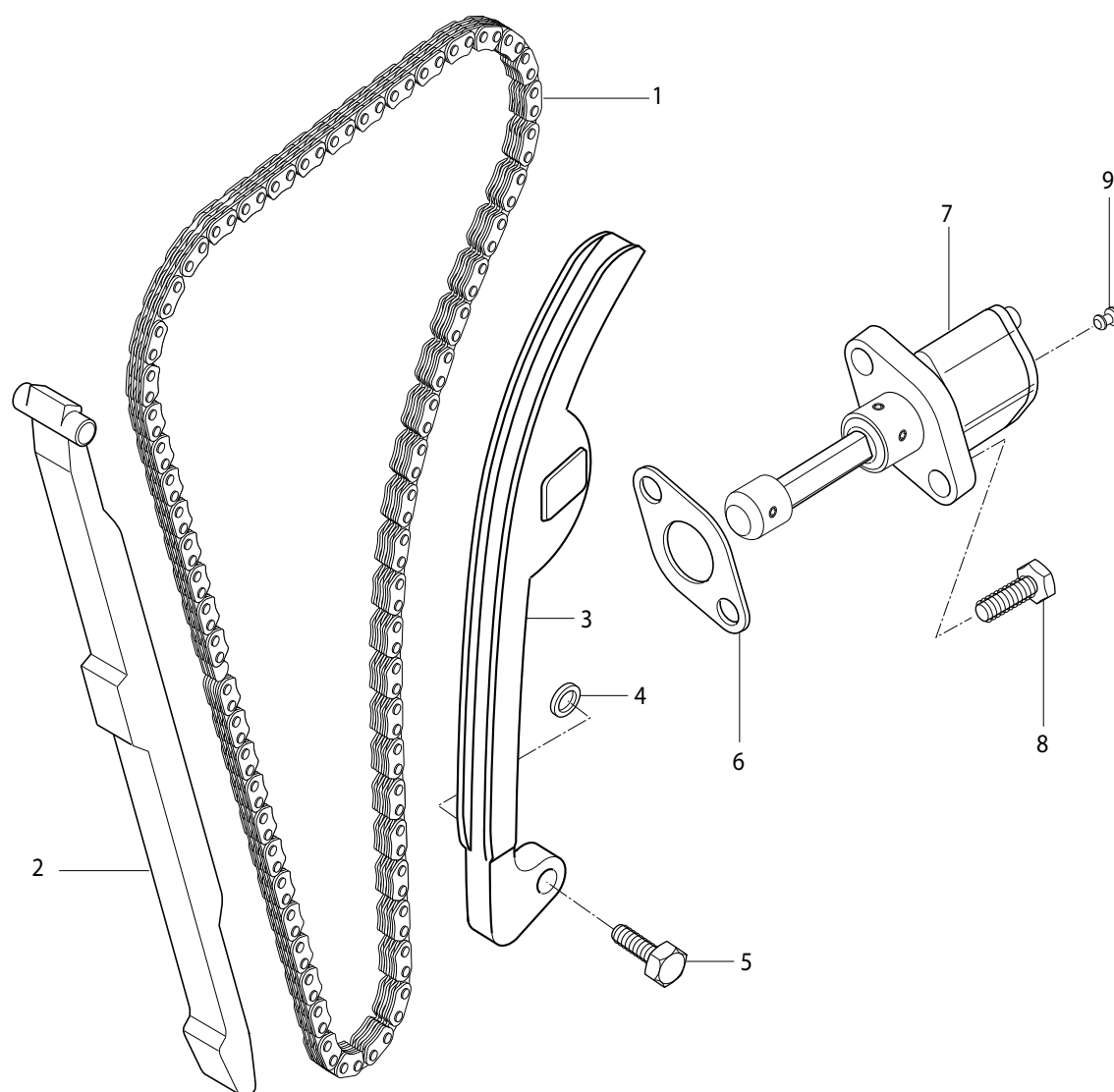
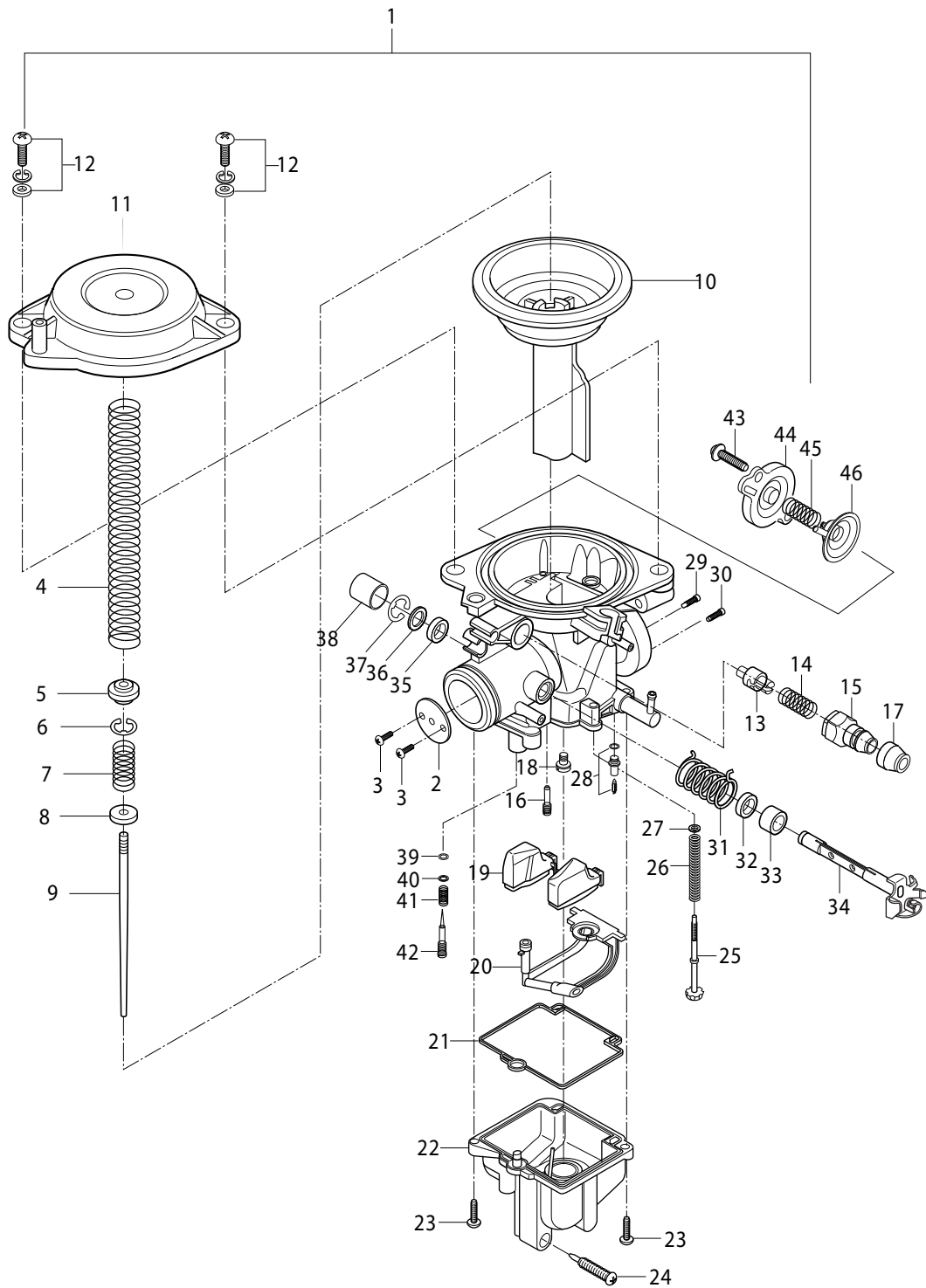


FIG 8.CAM CHAIN

REF NO.	PARTS NO.					PARTS NAME	Q`TY	REMARKS	REC.Q'TY (PCS)
	SEU01	SEN01	SG01	SSA01	SS01				
1	12760-16E00	12760-16E00	12760-16E00	12760-16E00	12760-16E00	CHAIN, CAMSHAFT DRIVE	1		
2	12771-16E00	12771-16E00	12771-16E00	12771-16E00	12771-16E00	GUIDE, CAM CHAIN	1		
3	12811-16E00	12811-16E00	12811-16E00	12811-16E00	12811-16E00	TENTIONER, CAM CHAIN	1		
4	08211-06181	08211-06181	08211-06181	08211-06181	08211-06181	WASHER	1		
5	12812H35C00	12812H35C00	12812H35C00	12812H35C00	12812H35C00	BOLT, C/CHAIN TENSIONER	1		
6	12837HP7600	12837HP7600	12837HP7600	12837HP7600	12837HP7600	GASKET, TENSIONER ADJUSTER	1		
7	12830HR6500	12830HR6500	12830HR6500	12830HR6500	12830HR6500	ADJUSTER ASS'Y, TENSIONER	1		
8	07110-06208	07110-06208	07110-06208	07110-06208	07110-06208	BOLT, TENSIONER ADJUSTER	2		
9	12839-38200	12839-38200	12839-38200	12839-38200	12839-38200	PLUG, ADJUSTER	1		

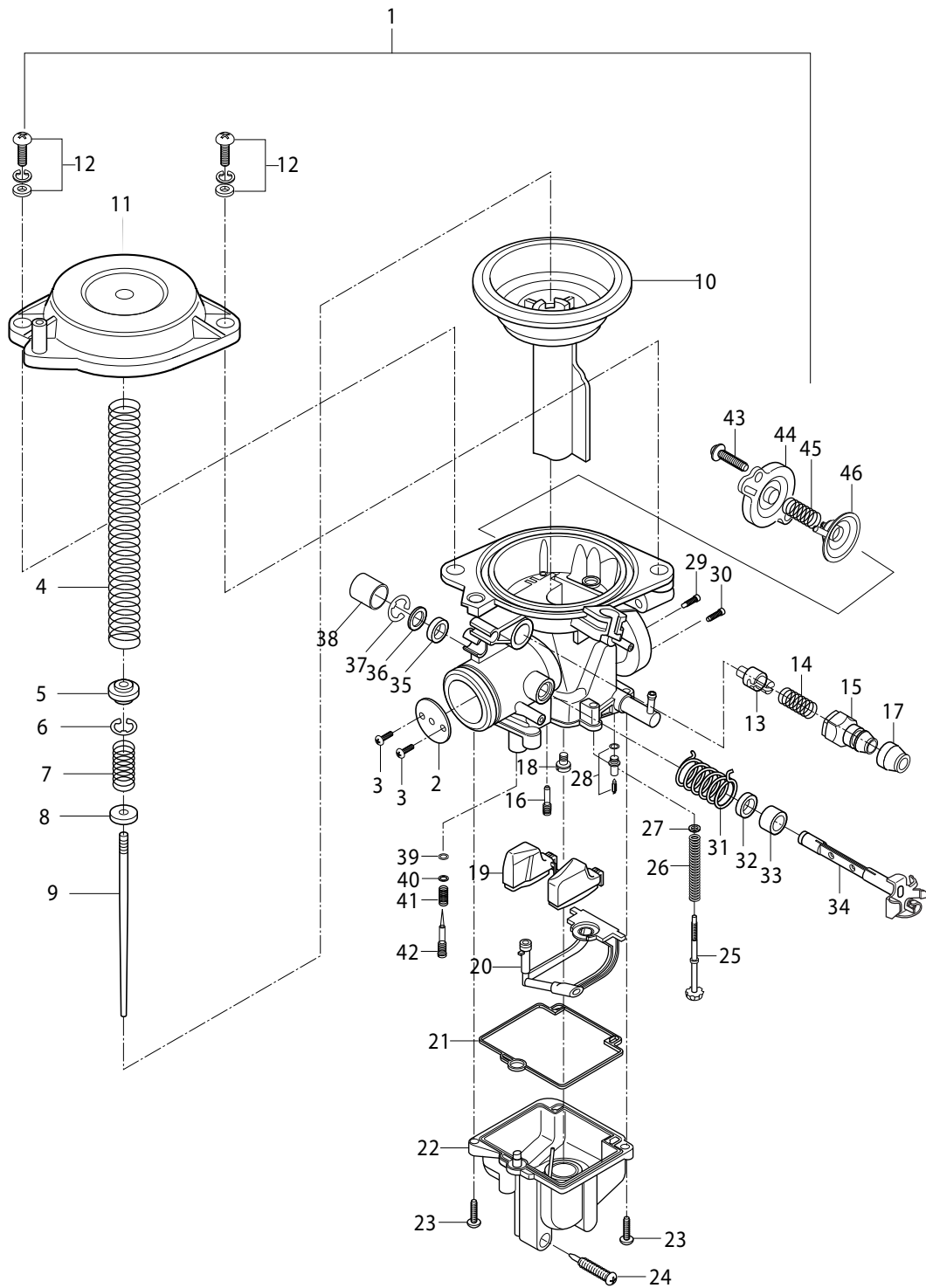
FIG 9



## FIG 9. CABURETOR ASS'Y

REF NO.	PARTS NO.					PARTS NAME	Q'TY	REMARKS	REC.Q'TY (PCS)
	SEU01	SEN01	SG01	SSA01	SS01				
1	13200HR7800	13200HR7800	13200HR7800	13200HR7800	13200HR7800	CARBURETOR ASS'Y	1		
2	13551-33200	13551-33200	13551-33200	13551-33200	13551-33200	THROTTLE VALVE	1		
3	13604-44080	13604-44080	13604-44080	13604-44080	13604-44080	SCREW	2		
4	13417-07C30	13417-07C30	13417-07C30	13417-07C30	13417-07C30	SPRING	1		
5	13382-42A00	13382-42A00	13382-42A00	13382-42A00	13382-42A00	RING	1		
6	13394-10010	13394-10010	13394-10010	13394-10010	13394-10010	CLIP, NEEDLE	1		
7	13501-45D00	13501-45D00	13501-45D00	13501-45D00	13501-45D00	PISTON, VALVE	1		
8	13387-47010	13387-47010	13387-47010	13387-47010	13387-47010	RING	1		
9	13383-35C00	13383-35C00	13383-35C00	13383-35C00	13383-35C00	NEEDLE, JET	1		
10	13507-32C01	13507-32C01	13507-32C01	13507-32C01	13507-32C01	DIAPHRAGM	1		
11	13502-46D00	13502-46D00	13502-46D00	13502-46D00	13502-46D00	COVER, DIAPHRAGM	1		
12	02112-75163	02112-75163	02112-75163	02112-75163	02112-75163	SCREW	2		
13	13411-01400	13411-01400	13411-01400	13411-01400	13411-01400	PLUNGER, STARTER	1		
14	13417-01010	13417-01010	13417-01010	13417-01010	13417-01010	SPRING, STARTER	1		
15	13418-43200	13418-43200	13418-43200	13418-43200	13418-43200	COVER, STARTER	1		
16	09492-35008	09492-35008	09492-35008	09492-35008	09492-35008	PILOT, JET (35)	1		
17	13682-05340	13682-05340	13682-05340	13682-05340	13682-05340	CAP	1		
18	09491-20012	09491-20012	09491-20012	09491-20012	09491-20012	JET, MAIN	1		
19	13245-35C00	13245-35C00	13245-35C00	13245-35C00	13245-35C00	FLOAT ASS'Y	1		
20	13278-02330	13278-02330	13278-02330	13278-02330	13278-02330	O-RING	1		
21	13258-44B00	13258-44B00	13258-44B00	13258-44B00	13258-44B00	GASKET, FLOAT CHAMBER	1		
22	13253-35C00	13253-35C00	13253-35C00	13253-35C00	13253-35C00	COVER	1		
23	02112-05127	02112-05127	02112-05127	02112-05127	02112-05127	SCREW	2		
24	13247-13A00	13247-13A00	13247-13A00	13247-13A00	13247-13A00	SCREW, DRAIN	1		
25	13267-14D10	13267-14D10	13267-14D10	13267-14D10	13267-14D10	ADJUSTER	1		

FIG 9



## FIG 9. CABURETOR ASS'Y

REF NO.	PARTS NO.					PARTS NAME	Q'TY	REMARKS	REC.Q'TY (PCS)
	SEU01	SEN01	SG01	SSA01	SS01				
26	13271-33C00	13271-33C00	13271-33C00	13271-33C00	13271-33C00	SPRING	1		
27	13427-38300	13427-38300	13427-38300	13427-38300	13427-38300	WASHER THROTTLE	1		
28	13370-44B00	13370-44B00	13370-44B00	13370-44B00	13370-44B00	VALVE ASS'Y, NEEDLE	1		
29	09493-34003	09493-34003	09493-34003	09493-34003	09493-34003	JET, PILOT AIR(170)	1		
30	09493-2007	09493-2007	09493-2007	09493-2007	09493-2007	JET, AIR (1.0)	1		
31	13573-35C00	13573-35C00	13573-35C00	13573-35C00	13573-35C00	SPRING, THROTTLE	1		
32	13552-35C00	13552-35C00	13552-35C00	13552-35C00	13552-35C00	PACKING, THROTTLE	1		
33	13551-35C00	13551-35C00	13551-35C00	13551-35C00	13551-35C00	SPACER, THROTTLE	1		
34	13550-35C00	13550-35C00	13550-35C00	13550-35C00	13550-35C00	SHAFT ASS'Y, THROTTLE	1		
35	13651-35C00	13651-35C00	13651-35C00	13651-35C00	13651-35C00	SEAL	1		
36	13557-35C00	13557-35C00	13557-35C00	13557-35C00	13557-35C00	PACKING	1		
37	13617-35C00	13617-35C00	13617-35C00	13617-35C00	13617-35C00	E-RING	1		
38	13578-47070	13578-47070	13578-47070	13578-47070	13578-47070	CAP	1		
39	13295-29900	13295-29900	13295-29900	13295-29900	13295-29900	O-RING	1		
40	13291-29900	13291-29900	13291-29900	13291-29900	13291-29900	WASHER	1		
41	13268-47070	13268-47070	13268-47070	13268-47070	13268-47070	SPRING	1		
42	13279-47070	13279-47070	13279-47070	13279-47070	13279-47070	SCREW, PILOT	1		

FIG 10

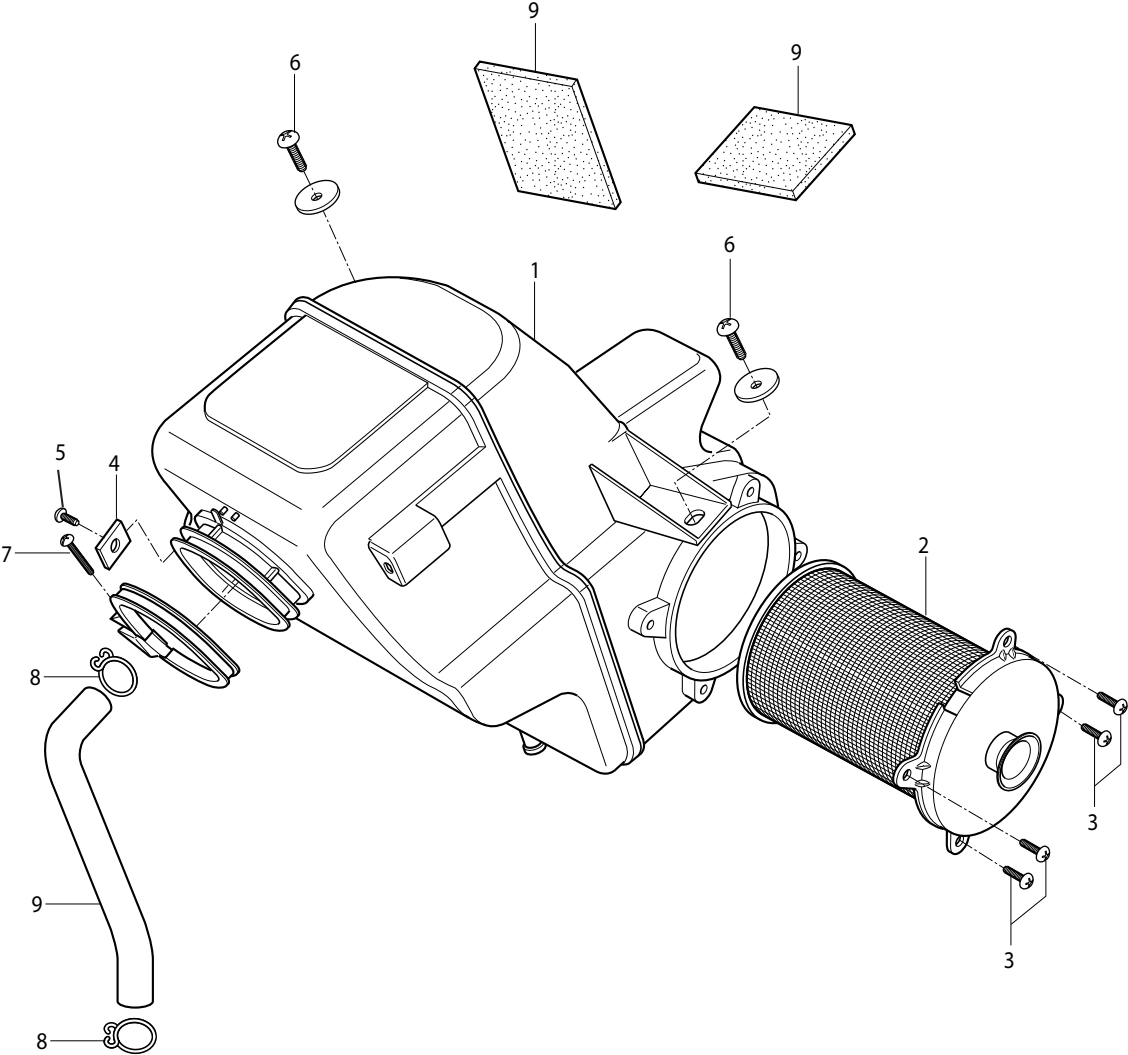


FIG 10. AIR CLEANER

REF NO.	PARTS NO.					PARTS NAME	Q`TY	REMARKS	REC.Q'TY (PCS)
	SEU01	SEN01	SG01	SSA01	SS01				
1	13700HR7900	13700HR7900	13700HR7900	13700HR7900	13700HR7900	CLEANER ASS'Y, AIR	1		
2	13780-35C00	13780-35C00	13780-35C00	13780-35C00	13780-35C00	FILTER ASS'Y, AIR	1		
3	02142-05103	02142-05103	02142-05103	02142-05103	02142-05103	SCREW, AIR CLEANER FRONT	4		
4	13836-42A00	13836-42A00	13836-42A00	13836-42A00	13836-42A00	NUT, AIR CLEARNER FRONT	1		
5	02112-06126	02112-06126	02112-06126	02112-06126	02112-06126	SCREW, AIR CLEANER FRONT	1		
6	09136-06009	09136-06009	09136-06009	09136-06009	09136-06009	SCREW, AIR CLEANER	2		
7	09402-62208	09402-62208	09402-62208	09402-62208	09402-62208	CLAMP, AIR CLEANER	1		
8	09401-14301	09401-14301	09401-14301	09401-14301	09401-14301	CLIP, TUBE BREATHER	2		
9	13851-35C00	13851-35C00	13851-35C00	13851-35C00	13851-35C00	TUBE COMP, BEATHER	1		
10	33652H29101	33652H29101	33652H29101	33652H29101	33652H29101	PROTECTOR, BATTERY	2		



FIG 11

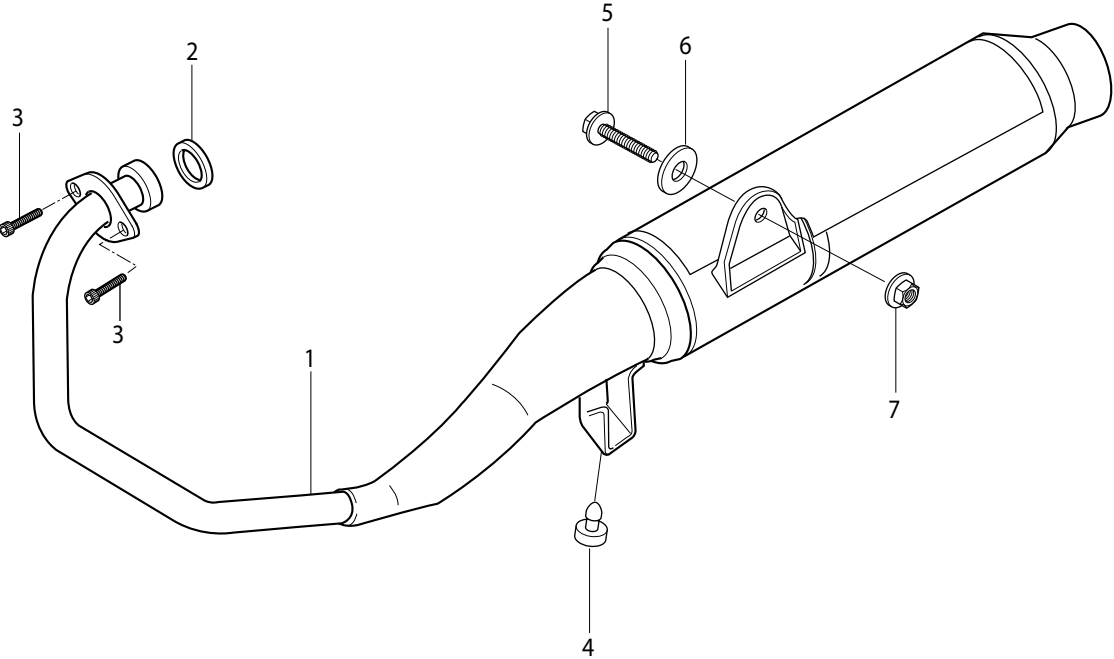
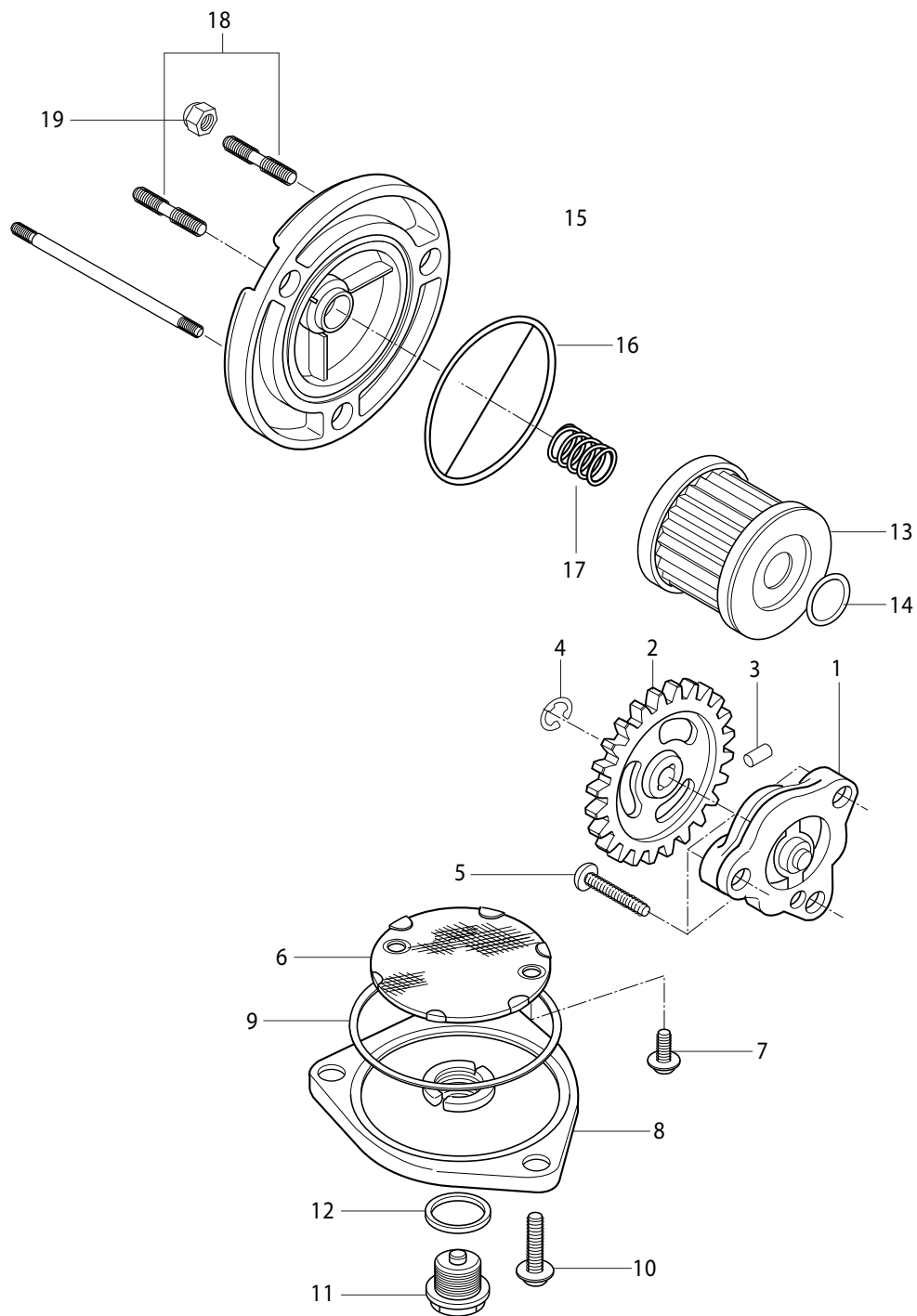


FIG 11. MUFFLER

REF NO.	PARTS NO. SEU01SEN01SG01SSA01SS01					PARTS NAME	Q`TY	REMARKS	REC.Q'TY (PCS)
0	14305HS7800	14305HS7800	14305HS7800	14305HS7800	14305HS7800	MUFFLER ASS'Y	1	NOT SALE	
1	14310HS7800PAM	14310HS7800PAM	14310HS7800PAM	14310HS7800PAM	14310HS7800PAM	BODY COMP, MUFFLER	1		3
2	14150HR7800PAM	14150HR7800PAM	14150HR7800PAM	14150HR7800PAM	14150HR7800PAM	PIPE, EXHAUST	1		

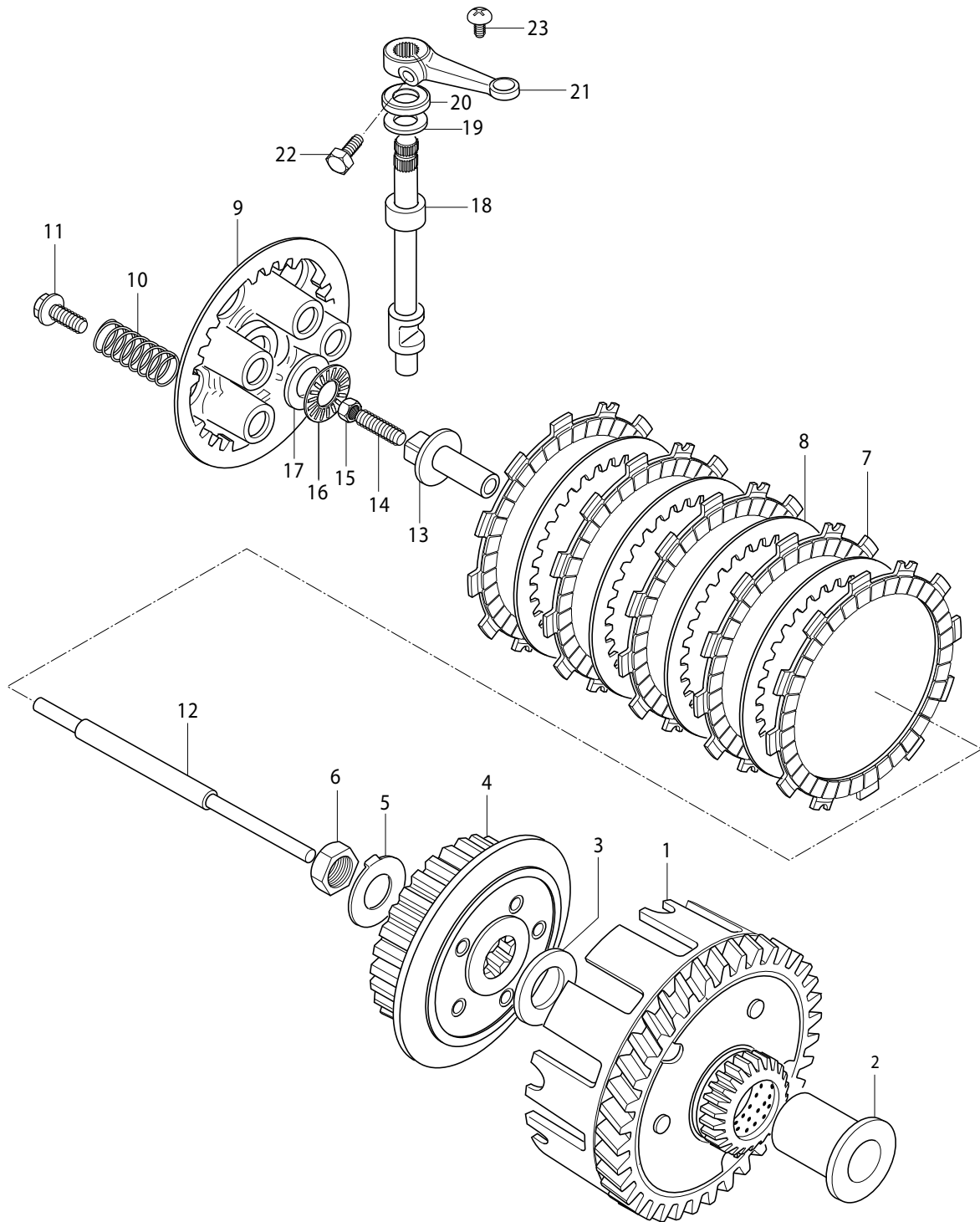
FIG 12



## FIG 12. OIL PUMP

REF NO.	PARTS NO.					PARTS NAME	Q`TY	REMARKS	REC.Q'TY (PCS)
	SEU01	SEN01	SG01	SSA01	SS01				
1	16400-42A01	16400-42A01	16400-42A01	16400-42A01	16400-42A01	PUMP ASS'Y OIL	1		
2	16331-35C00	16331-35C00	16331-35C00	16331-35C00	16331-35C00	GEAR, OIL PUMP DRIVEN	1		
3	09261-02008	09261-02008	09261-02008	09261-02008	09261-02008	PIN, OIL PUMP DRIVEN GEAR	1		
4	08332-11069	08332-11069	08332-11069	08332-11069	08332-11069	CIRCLIP, OIL PUMP D/N GEAR	1		
5	02112-06258	02112-06258	02112-06258	02112-06258	02112-06258	SCREW, OIL PUMP	3		
6	16520-05202	16520-05202	16520-05202	16520-05202	16520-05202	STRAINER, COMP, ENG OIL	1		
7	02112-95126	02112-95126	02112-95126	02112-95126	02112-95126	SCREW, ENG OIL STRAINER	2		
8	16523-05200	16523-05200	16523-05200	16523-05200	16523-05200	CAP, OIL STRAINER	1		
9	09280-60005	09280-60005	09280-60005	09280-60005	09280-60005	O-RING, OIL STRAINER CAP	1		
10	01547-06208	01547-06208	01547-06208	01547-06208	01547-06208	BOLT, OIL STRAINER CAP	3		
11	09247-14002	09247-14002	09247-14002	09247-14002	09247-14002	PLUG, OIL DRAIN	1		
12	09168-14002	09168-14002	09168-14002	09168-14002	09168-14002	GASKET, DRAIN PLUG(NA)	1		
13	16510-05240	16510-05240	16510-05240	16510-05240	16510-05240	FILTER COMP, ENGINE OIL	1		
14	09280-13004	09280-13004	09280-13004	09280-13004	09280-13004	O-RING, OIL FILTER	1		
15	16512-05213	16512-05213	16512-05213	16512-05213	16512-05213	CAP, OIL FILTER	1		
16	09280-54001	09280-54001	09280-54001	09280-54001	09280-54001	O-RING, OIL FILTER CAP	1		
17	09440-18002	09440-18002	09440-18002	09440-18002	09440-18002	SPRING, OIL FILTER CAP	1		
18	01421-06128	01421-06128	01421-06128	01421-06128	01421-06128	STUD BOLT, OIL FILTER CAP	2		
19	08313-11068	08313-11068	08313-11068	08313-11068	08313-11068	NUT, OIL FILTER CAP	3		
20	01421-06858	01421-06858	01421-06858	01421-06858	01421-06858	STUD BOLT, OIL FILTER CAP	1		

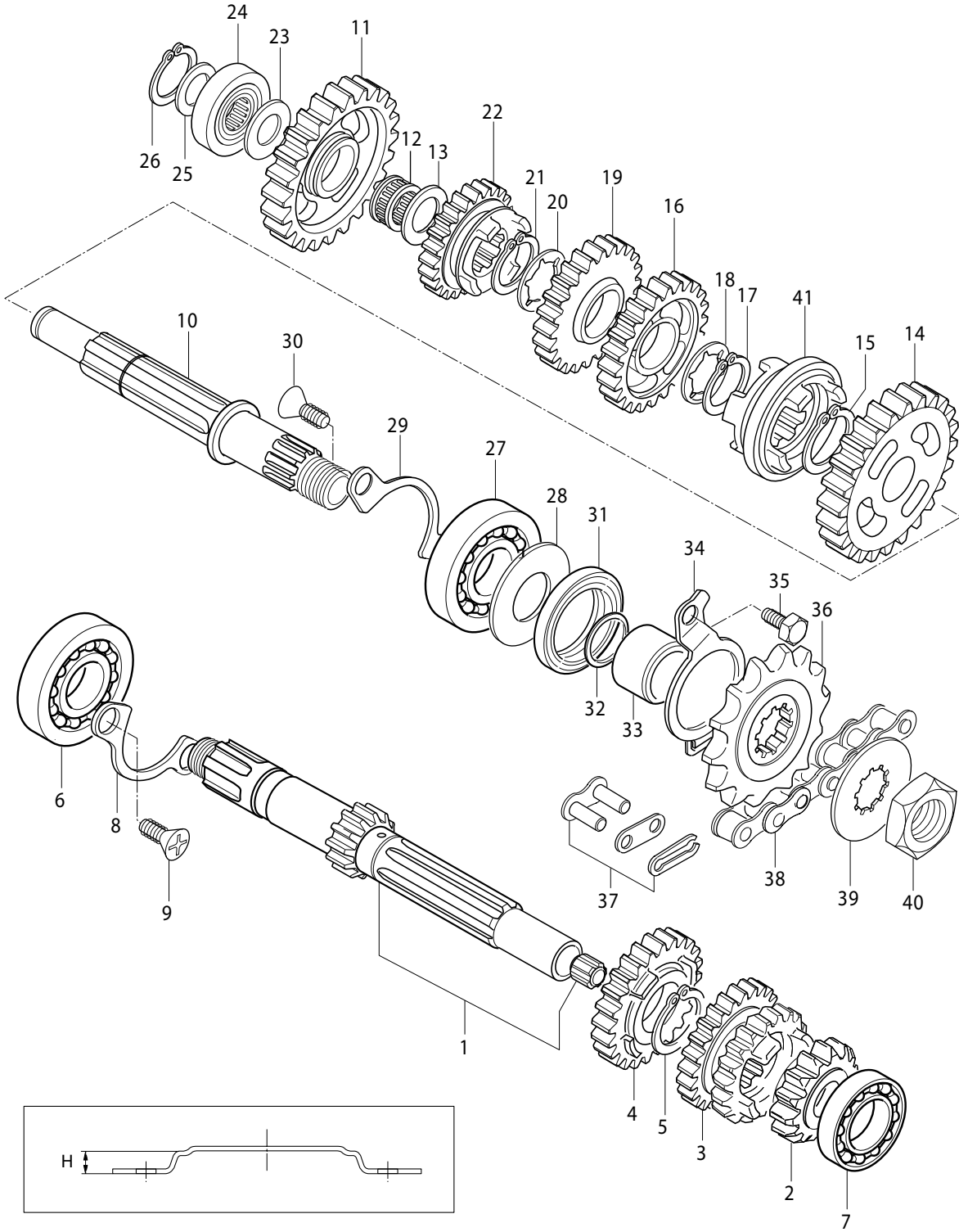
FIG 13



## FIG 13. CLUTCH ASS'Y

REF NO.	PARTS NO.					PARTS NAME	Q'TY	REMARKS	REC.Q'TY (PCS)
	SEU01	SEN01	SG01	SSA01	SS01				
1	21210S35C00HPA	21210S35C00HPA	21210S35C00HPA	21210S35C00HPA	21210S35C00HPA	GEAR COMP, PRIMARY DRIVEN	1		
2	21251-13E00	21251-13E00	21251-13E00	21251-13E00	21251-13E00	SPACER, P/DRIVEN GEAR	1		
3	08211-20352	08211-20352	08211-20352	08211-20352	08211-20352	THRUST WASHER, C/SLEEVE	1		
4	21411-05200	21411-05200	21411-05200	21411-05200	21411-05200	HUB, CLUTCH SLEEVE	1		
5	09169-16003	09169-16003	09169-16003	09169-16003	09169-16003	WASHER, CLUTCH SLEEVE HUB	1		
6	09140-16014	09140-16014	09140-16014	09140-16014	09140-16014	NUT, CLUTCH SLEEVE HUB	1		
7	21441-13A01	21441-13A01	21441-13A01	21441-13A01	21441-13A01	PLATE, CLUTCH DRIVE	5		
8	21451-28000	21451-28000	21451-28000	21451-28000	21451-28000	PLATE, CLUTCH DRIVEN	4		
9	21462-14102	21462-14102	21462-14102	21462-14102	21462-14102	DISK, CLUTCH PRESSURE	1		
10	09440-15014	09440-15014	09440-15014	09440-15014	09440-15014	SPRING, CLUTCH	5		
11	09116-05003	09116-05003	09116-05003	09116-05003	09116-05003	BOLT, CLUTCH SPRING	5		
12	23110-05202	23110-05202	23110-05202	23110-05202	23110-05202	ROD COMP, CLUTCH PUSH	1		
13	23121-05200	23121-05200	23121-05200	23121-05200	23121-05200	PIECE, CLUTCH PUSH	1		
14	09134-06010	09134-06010	09134-06010	09134-06010	09134-06010	SCREW, C/RELEASE ADJUSTER	1		
15	09140-06023	09140-06023	09140-06023	09140-06023	09140-06023	NUT, C/RELEASE ADJUSTER	1		
16	09263-15003	09263-15003	09263-15003	09263-15003	09263-15003	THRUST BEARING, C/RELEASE	1		
17	09160-15015	09160-15015	09160-15015	09160-15015	09160-15015	THRUST WASHER, C/RELEASE	1		
18	23122-05200	23122-05200	23122-05200	23122-05200	23122-05200	CAMSHAFT, CLUTCH RELEASE	1		
19	08211-10201	08211-10201	08211-10201	08211-10201	08211-10201	THRUST WASHER, C/RELEASE CAMSHA	1		
20	09282-10007	09282-10007	09282-10007	09282-10007	09282-10007	OIL SEAL, C/RELEASE CAMSHAFT	1		
21	23271-46000	23271-46000	23271-46000	23271-46000	23271-46000	ARM, C/RELEASE	1		
22	01107-06165	01107-06165	01107-06165	01107-06165	01107-06165	BOLT, C/RELEASE ARM	1		
23	02142-06108	02142-06108	02142-06108	02142-06108	02142-06108	STOPPER, C/RELEASE CAMSHAFT	1		

FIG 14

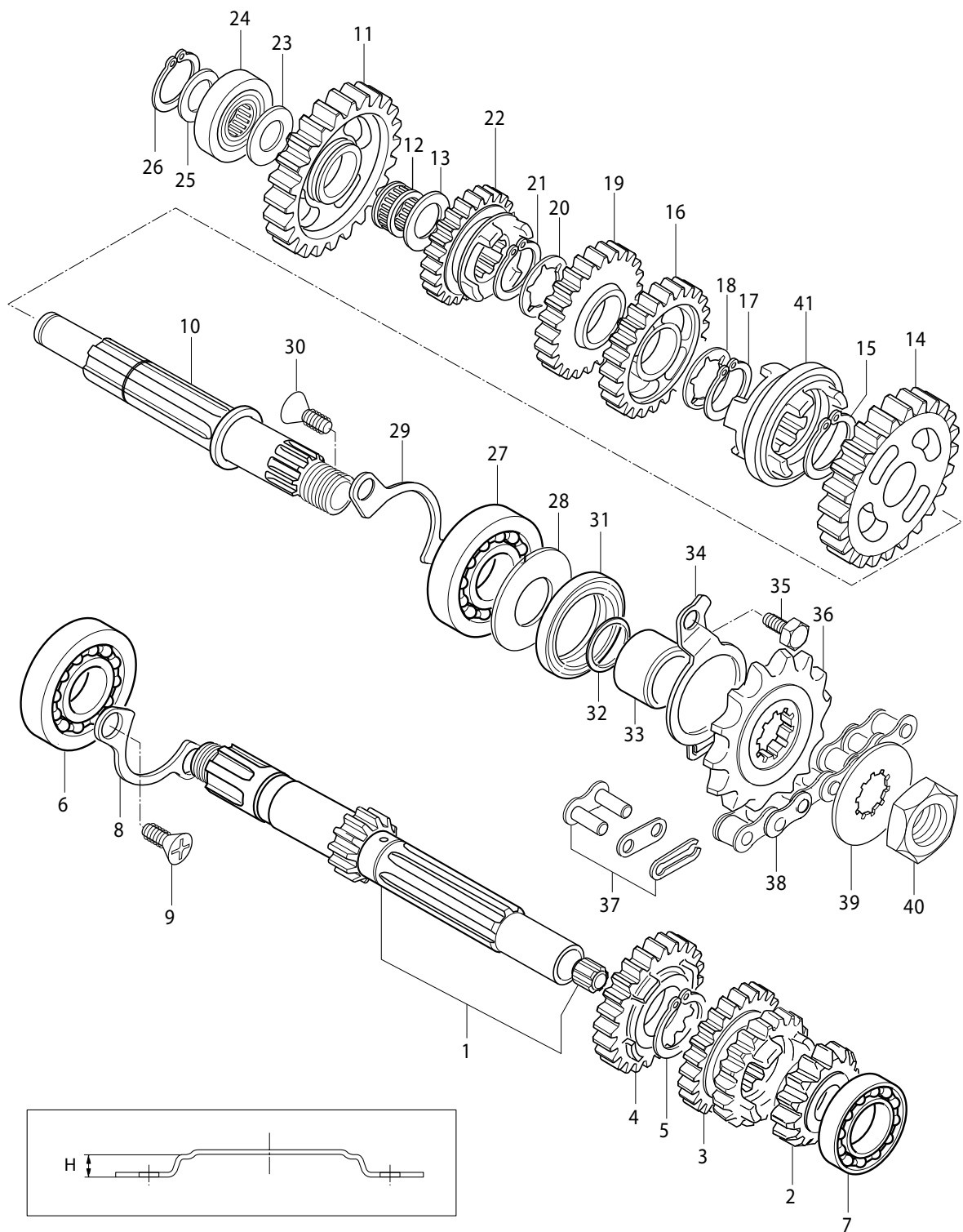


## FIG 14. TRANSMISSION

REF NO.	PARTS NO.					PARTS NAME	Q'TY	REMARKS	REC.Q'TY (PCS)
	SEU01	SEN01	SG01	SSA01	SS01				
1	24120-29B10	24120-29B10	24120-29B10	24120-29B10	24120-29B10	SHAFT COMP, COUNTER	1		
2	24221-29B00	24221-29B00	24221-29B00	24221-29B00	24221-29B00	GEAR, 2ND DRIVE	1		
3	24231-29B10	24231-29B10	24231-29B10	24231-29B10	24231-29B10	GEAR, 3RD & 4TH DRIVE	1		
4	24251-05202	24251-05202	24251-05202	24251-05202	24251-05202	GEAR, 5TH DRIVE	1		
5	09380-20009	09380-20009	09380-20009	09380-20009	09380-20009	CIRCLIP, 5TH DRIVE GEAR	1		
6	09262-20062	09262-20062	09262-20062	09262-20062	09262-20062	BEARING, COUNTER SHAFT R	1		
7	08123-60020	08123-60020	08123-60020	08123-60020	08123-60020	BEARING, COUNTER SHAFT L	1		
8	24741-05200	24741-05200	24741-05200	24741-05200	24741-05200	RETAINER, COUNTER SHAFT BEARING	1		
9	02122-06128	02122-06128	02122-06128	02122-06128	02122-06128	SCREW, C/SHAFT RETAINER	1		
10	24130HR7800	24130HR7800	24130HR7800	24130HR7800	24130HR7800	SHAFT COMP, DRIVE	1		
11	24311-29B00	24311-29B00	24311-29B00	24311-29B00	24311-29B00	GEAR, 1ST DRIVEN	1		
12	09263H15002	09263H15002	09263H15002	09263H15002	09263H15002	BEARING, 1ST DRIVEN GEAR	1		
13	08211-15251	08211-15251	08211-15251	08211-15251	08211-15251	THRUST WASHER, 1ST DRIVEN GEAR	1		
14	24320-29B00	24320-29B00	24320-29B00	24320-29B00	24320-29B00	GEAR, 2ND DRIVEN	1		
15	09380-20009	09380-20009	09380-20009	09380-20009	09380-20009	CIRCLIP, 2ND DRIVEN GEAR	3		
16	24331-05201	24331-05201	24331-05201	24331-05201	24331-05201	GEAR, 3RD DRIVEN	1		
17	09380-20009	09380-20009	09380-20009	09380-20009	09380-20009	CIRCLIP, 3RD DRIVEN GEAR	1		
18	09167-20011	09167-20011	09167-20011	09167-20011	09167-20011	THRUST WASHER, 3ND DRIVEN	1		
19	24341-29B10	24341-29B10	24341-29B10	24341-29B10	24341-29B10	GEAR, 4TH DRIVEN	1		
20	09167-20011	09167-20011	09167-20011	09167-20011	09167-20011	THRUST WASHER, 4ND DRIVEN	1		
21	09380-20009	09380-20009	09380-20009	09380-20009	09380-20009	CIRCLIP, 4TH DRIVEN GEAR	1		
22	24351-05201	24351-05201	24351-05201	24351-05201	24351-05201	GEAR, 5TH DRIVEN	1		
23	08211-15251	08211-15251	08211-15251	08211-15251	08211-15251	THRUST WASHER, 1ST DRIVEN R	1		
24	09263H15C03	09263H15C03	09263H15C03	09263H15C03	09263H15C03	BEARING, DRIVE SHAFT R	1		
25	08211-15201	08211-15201	08211-15201	08211-15201	08211-15201	WASHER, DRIVE SHAFT R	1		



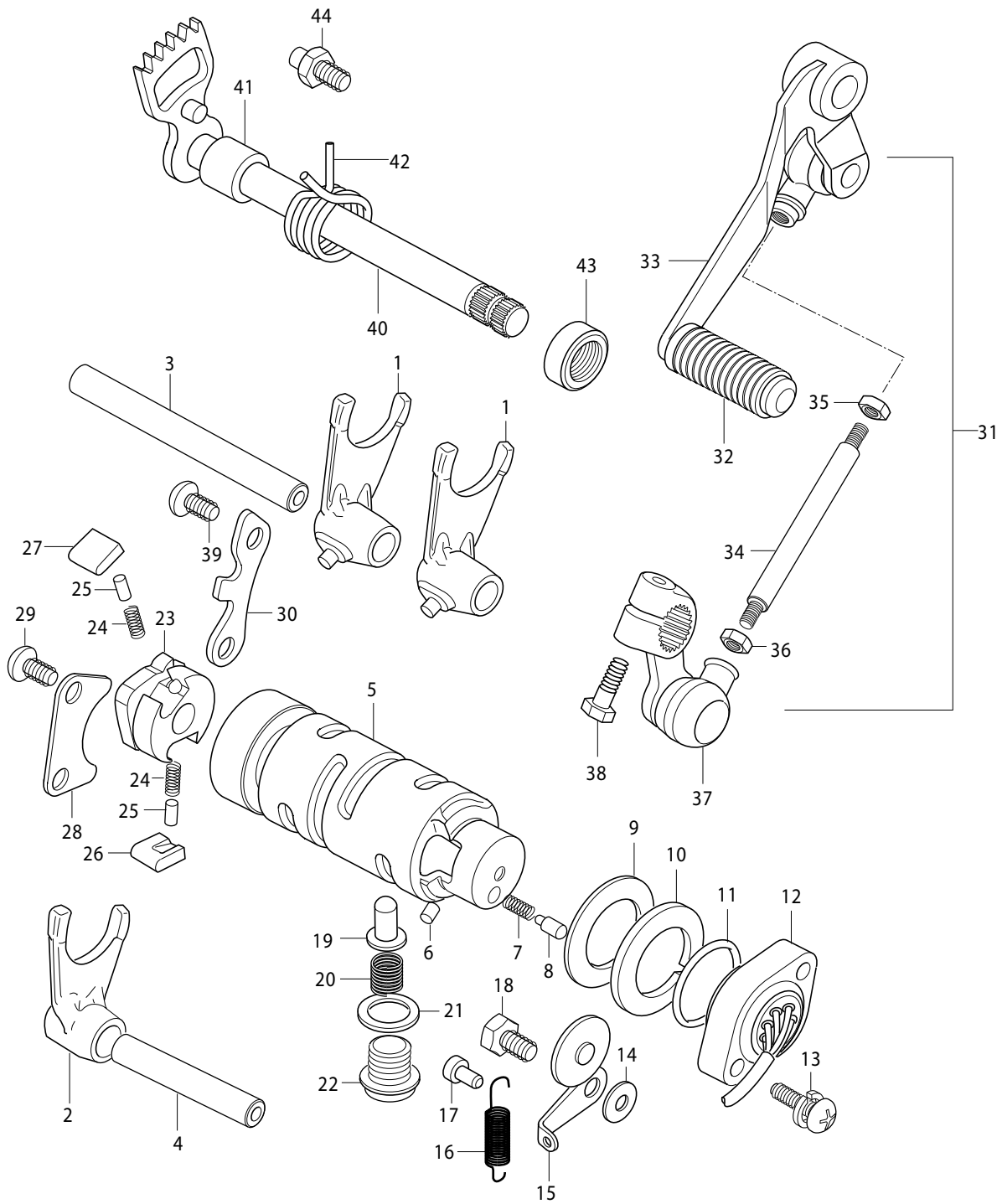
FIG 14



## FIG 14. TRANSMISSION

REF NO.	PARTS NO.					PARTS NAME	Q`TY	REMARKS	REC.Q'TY (PCS)
	SEU01	SEN01	SG01	SSA01	SS01				
26	08331-31159	08331-31159	08331-31159	08331-31159	08331-31159	CIRCLIP, DRIVE BEARING R	1		
27	08113-62040	08113-62040	08113-62040	08113-62040	08113-62040	BEARING, DRIVE SHAFT L	1		
28	24359-05200	24359-05200	24359-05200	24359-05200	24359-05200	WASHER, OIL SEALING	1		
29	24741-05200	24741-05200	24741-05200	24741-05200	24741-05200	RETAINER, DRIVE SHAFT	1		
30	02122-06128	02122-06128	02122-06128	02122-06128	02122-06128	SCREW, DRIVE SHAFT RETAINER	2		
31	09283-27010	09283-27010	09283-27010	09283-27010	09283-27010	OIL SEAL, DRIVE SHAFT	1		
32	09280-19005	09280-19005	09280-19005	09280-19005	09280-19005	O-RING, ENGINE SPROCKET	1		
33	27531-05200	27531-05200	27531-05200	27531-05200	27531-05200	SPACER, ENGINE SPROCKET	1		
34	24751-05201	24751-05201	24751-05201	24751-05201	24751-05201	RETAINER, DRIVE SHAFT OIL SEAL	1		
35	01107-06106	01107-06106	01107-06106	01107-06106	01107-06106	BOLT, DRIVE SHAFT OIL SEAL	1		
36	27510-41721	27510-41721	27510-41721	27510-41721	27510-41721	SPROCKET, ENGINE 13T	1		
37	27620-29B20	27620-29B20	27620-29B20	27620-29B20	27620-29B20	JOINT, CHAIN	1		
38	27600-36012	27600-36012	27600-36012	27600-36012	27600-36012	CHAIN ASS'Y DRIVE(L=128)	1		
39	09167-20006	09167-20006	09167-20006	09167-20006	09167-20006	LOCK WASHER, ENG SPROCKET	1		
40	09140-16019	09140-16019	09140-16019	09140-16019	09140-16019	NUT, ENGINE SPROCKET	1		
41	24421-05300	24421-05300	24421-05300	24421-05300	24421-05300	WHEEL, SLIDING DOG	1		

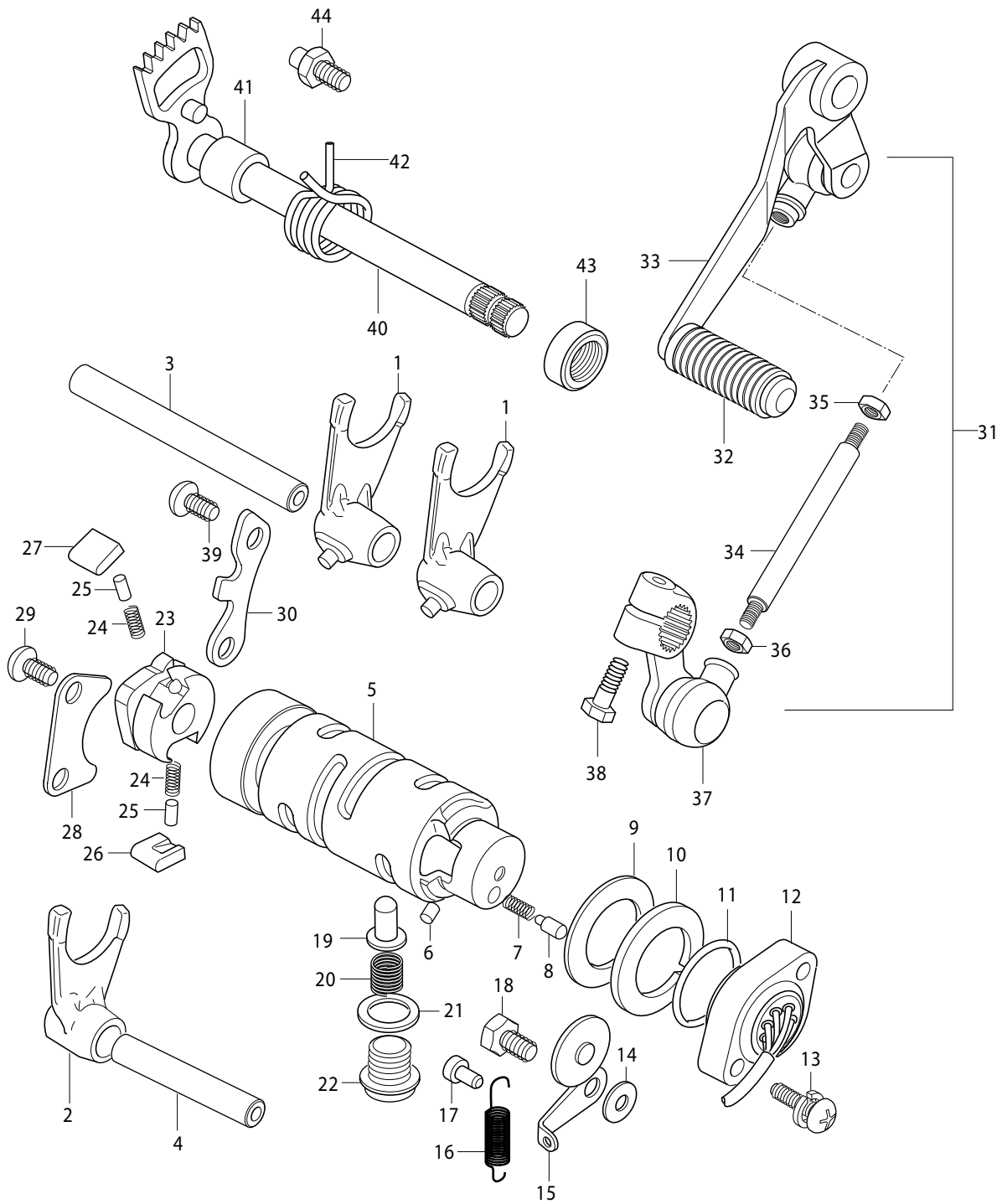
FIG 15



## FIG 15. GEAR SHIFTING

REF NO.	PARTS NO.					PARTS NAME	Q'TY	REMARKS	REC.Q'TY (PCS)
	SEU01	SEN01	SG01	SSA01	SS01				
1	25211-05200	25211-05200	25211-05200	25211-05200	25211-05200	FORK, GEAR SHIFT No.1	2		
2	25231-05201	25231-05201	25231-05201	25231-05201	25231-05201	FORK, GEAR SHIFT No.3	1		
3	25411-05201	25411-05201	25411-05201	25411-05201	25411-05201	SHAFT, GEAR SHIFT FORK No.1	1		
4	25421-35403	25421-35403	25421-35403	25421-35403	25421-35403	SHAFT, GEAR SHIFT FORK No.2	1		
5	25310-05200	25310-05200	25310-05200	25310-05200	25310-05200	CAM COMP, GEAR SHIFT	1		
6	04221-04069	04221-04069	04221-04069	04221-04069	04221-04069	PIN, GEAR SHIFT	1		
7	09440-04010	09440-04010	09440-04010	09440-04010	09440-04010	SPRING, GEAR SHIFT	1		
8	09209-05011	09209-05011	09209-05011	09209-05011	09209-05011	CONTACT, GEAR SHIFT SWITCH	1		
9	08211-25401	08211-25401	08211-25401	08211-25401	08211-25401	WASHER, GEAR SHIFT CAM	1		
10	25381-45400	25381-45400	25381-45400	25381-45400	25381-45400	PLATE, G/SHIFT CAM STOPPER	1		
11	09280-26007	09280-26007	09280-26007	09280-26007	09280-26007	O-RING GEAR SHIFT SWITCH	1		
12	37720-35C00	37720-35C00	37720-35C00	37720-35C00	37720-35C00	SWITCH ASS'Y GEAR SHIFT	1		
13	02112-95208	02112-95208	02112-95208	02112-95208	02112-95208	SCREW, G/SHIFT SWITCH	2		
14	08211-06141	08211-06141	08211-06141	08211-06141	08211-06141	WASHER, G/SHIFT CAM STOPPER	1		
15	25350-44A00	25350-44A00	25350-44A00	25350-44A00	25350-44A00	STOPPER COMP, GEAR SHIFT ARM	1		
16	09443-08044	09443-08044	09443-08044	09443-08044	09443-08044	SPRING, G/SHIFT CAM STOPPER ARM	1		
17	09223-04001	09223-04001	09223-04001	09223-04001	09223-04001	HOOK, GEAR SHIFT CAM	1		
18	09111-06019	09111-06019	09111-06019	09111-06019	09111-06019	BOLT, G/SHIFT CAM STOPPER	1		
19	25351-30010	25351-30010	25351-30010	25351-30010	25351-30010	STOPPER COMP, CAM NEUTRAL	1		
20	09440-11016	09440-11016	09440-11016	09440-11016	09440-11016	SPRING, G/SHIFT CAM STOPPER	1		
21	09168-14002	09168-14002	09168-14002	09168-14002	09168-14002	WASHER, G/SHIFT CAM STOPPER PLUG	1		
22	09247-14026	09247-14026	09247-14026	09247-14026	09247-14026	PLUG, G/SHIFT CAM STOPPER	1		
23	25322-31301	25322-31301	25322-31301	25322-31301	25322-31301	GEAR, G/SHIFT CAM DRIVEN	1		
24	09440-04003	09440-04003	09440-04003	09440-04003	09440-04003	SPRING, G/SHIFT PAWL RETURN	2		
25	09261-05003	09261-05003	09261-05003	09261-05003	09261-05003	PIN, GEAR SHIFT PAWL CLICK	2		

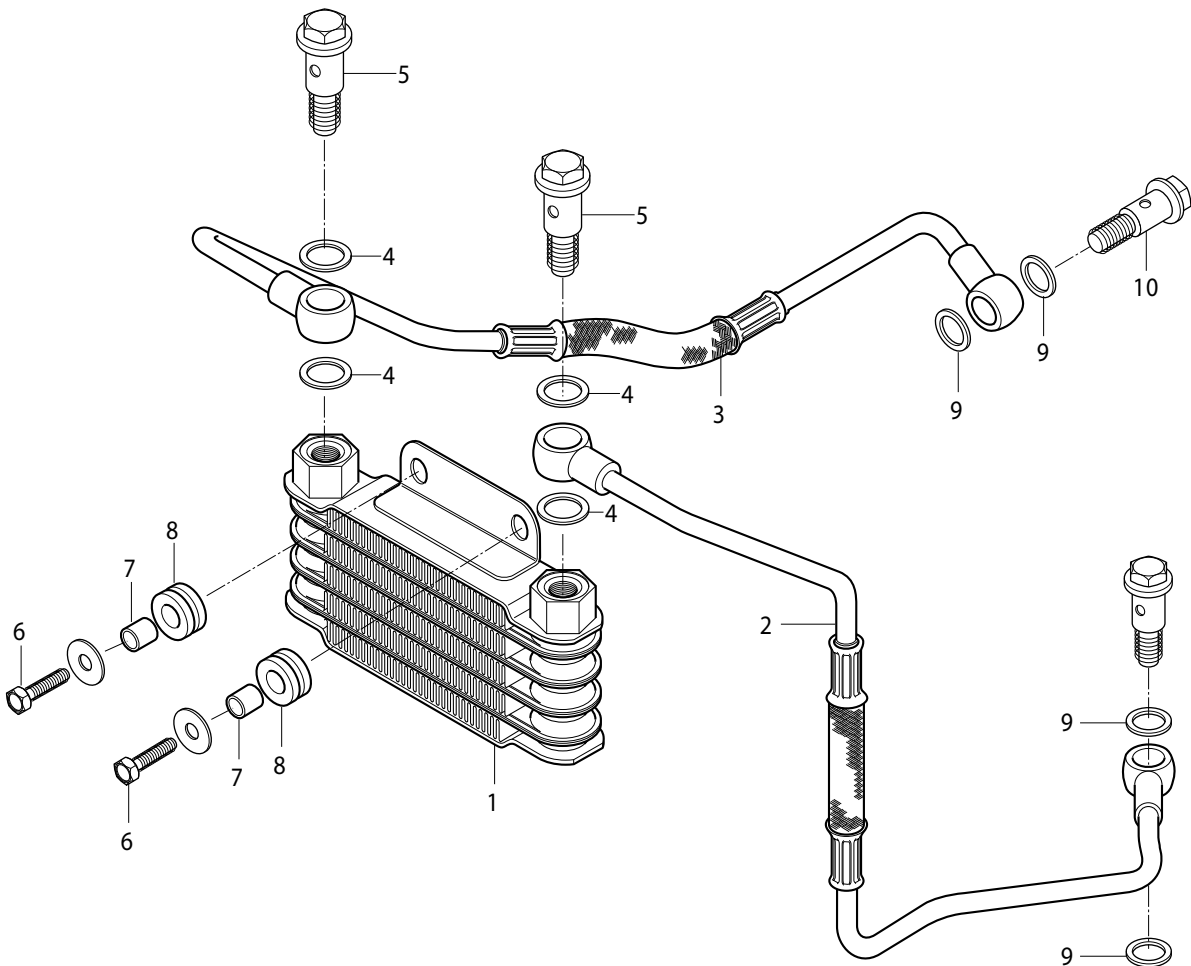
FIG 15



## FIG 15. GEAR SHIFTING

REF NO.	PARTS NO.					PARTS NAME	Q'TY	REMARKS	REC.Q'TY (PCS)
	SEU01	SEN01	SG01	SSA01	SS01				
26	25323-34201	25323-34201	25323-34201	25323-34201	25323-34201	PAWL, GEAR SHIFT No.1	1		
27	25324-34201	25324-34201	25324-34201	25324-34201	25324-34201	PAWL, GEAR SHIFT No.2	1		
28	25331-30000	25331-30000	25331-30000	25331-30000	25331-30000	LIFTER, GEAR SHIFT PAWL	1		
29	02122-96128	02122-96128	02122-96128	02122-96128	02122-96128	SCREW, G/SHIFT PAWL LIFTER	2		
30	25341-05200	25341-05200	25341-05200	25341-05200	25341-05200	GUIDE, GEAR SHIFT CAM	1		
31	25600-10D01	25600-10D01	25600-10D01	25600-10D01	25600-10D01	LEVER ASS'Y, GEAR SHIFT	1		
32	25652-20C00	25652-20C00	25652-20C00	25652-20C00	25652-20C00	RUBBER, GEAR SHIFT PEDAL	1		
33	25600-10D01	25600-10D01	25600-10D01	25600-10D01	25600-10D01	LEVER COMP, GEAR SHIFT	1		
34	25525-05C00	25525-05C00	25525-05C00	25525-05C00	25525-05C00	ROD, G/SHIFT LINK (L=132)	1		
35	09140-06011	09140-06011	09140-06011	09140-06011	09140-06011	NUT, G/SHIFT LINK ROD, L	1		
36	08310-11068	08310-11068	08310-11068	08310-11068	08310-11068	NUT, G/SHIFT LINK ROD, R	1		
37	25520-32C00	25520-32C00	25520-32C00	25520-32C00	25520-32C00	ARM COMP, G/SHIFT LINK	1		
38	01107-06208	01107-06208	01107-06208	01107-06208	01107-06208	BOLT, G/SHIFT LINK ARM	1		
39	02122-06128	02122-06128	02122-06128	02122-06128	02122-06128	SCREW, G/SHIFT CAM GUIDE	2		
40	25510-05400	25510-05400	25510-05400	25510-05400	25510-05400	SHAFT COMP, GEAR SHIFT	1		
41	09180-12068	09180-12068	09180-12068	09180-12068	09180-12068	SPACER, G/SHIFT SHAFT	1		
42	09444-26013	09444-26013	09444-26013	09444-26013	09444-26013	SPRING, G/SHAFT RETURN	1		
43	09285-12002	09285-12002	09285-12002	09285-12002	09285-12002	OIL SEAL, G/SHIFT SHAFT	1		
44	25671-01000	25671-01000	25671-01000	25671-01000	25671-01000	STOPPER, GEAR SHIFT ARM	1		

FIG 16

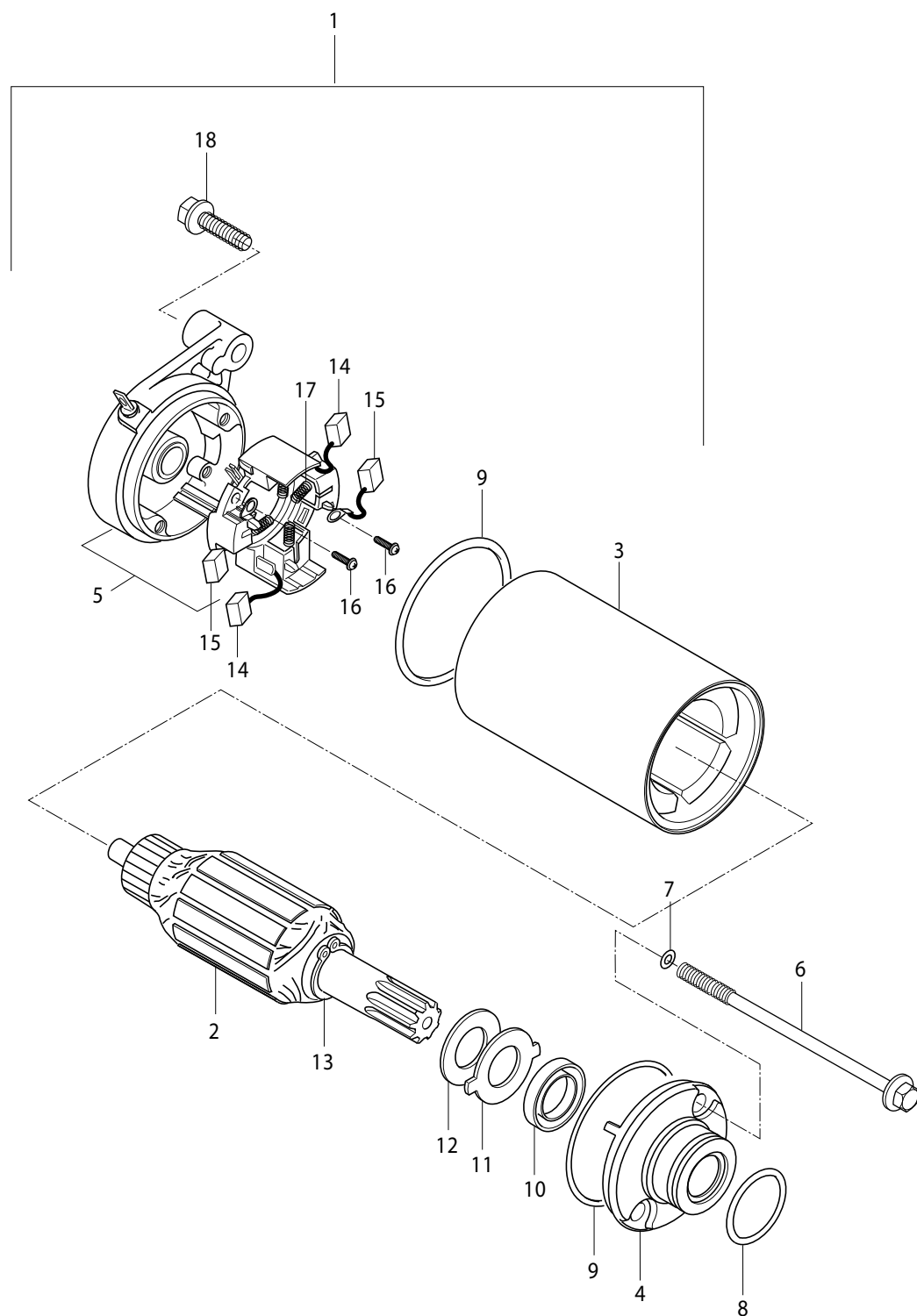


# FIG 16. OIL COOLER

REF NO.	PARTS NO.					PARTS NAME	Q`TY	REMARKS	REC.Q'TY (PCS)
	SEU01	SEN01	SG01	SSA01	SS01				
1	16600HR7800	16600HR7800	16600HR7800	16600HR7800	16600HR7800	COOLER ASS'Y, OIL	1		
2	16470HR7800	16470HR7800	16470HR7800	16470HR7800	16470HR7800	HOSE COMP, OIL COOLER L	1		
3	16460HR7800	16460HR7800	16460HR7800	16460HR7800	16460HR7800	HOSE COMP, OIL COOLER R	1		
4	09168-14011	09168-14011	09168-14011	09168-14011	09168-14011	GASKET, OIL COOLER HOSE No.2	4		
5	09360H12007	09360H12007	09360H12007	09360H12007	09360H12007	BOLT, OIL COOLER	2		
6	09116-06143	09116-06143	09116-06143	09116-06143	09116-06143	BOLT, OIL COOLER	2		
7	09180-06030	09180-06030	09180-06030	09180-06030	09180-06030	SPACER, OIL COOLER	2		
8	09320-10015	09320-10015	09320-10015	09320-10015	09320-10015	CUSHION, OIL COOLER	2		
9	09161-10009	09161-10009	09161-10009	09161-10009	09161-10009	GASKET, OIL COOLER HOSE	2		
10	09360-10039	09360-10039	09360-10039	09360-10039	09360-10039	BOLT, OIL COOLER HOSE UNION	2		



FIG 17



## FIG 17. STARTING MOTOR

REF NO.	PARTS NO.					PARTS NAME	Q`TY	REMARKS	REC.Q'TY (PCS)
	SEU01	SEN01	SG01	SSA01	SS01				
1	31100-42A01	31100-42A01	31100-42A01	31100-42A01	31100-42A01	MOTOR ASS'Y, STARTING	1		
2	31310-11D10	31310-11D10	31310-11D10	31310-11D10	31310-11D10	ARMATURE ASS'Y, STARTER	1		
3	31100-05320	31100-05320	31100-05320	31100-05320	31100-05320	YOKE ASS'Y, STARTER	1		
4	31150-42A01	31150-42A01	31150-42A01	31150-42A01	31150-42A01	HOUSING ASS'Y, STARTER	1		
5	31175-42A01	31175-42A01	31175-42A01	31175-42A01	31175-42A01	FRAME ASS'Y, COMMUTATOR	1		
6	31281-32C10	31281-32C10	31281-32C10	31281-32C10	31281-32C10	BOLT, THROUGH	2		
7	31156-38300	31156-38300	31156-38300	31156-38300	31156-38300	O-RING	2		
8	09280-24003	09280-24003	09280-24003	09280-24003	09280-24003	O-RING	1		
9	31264-35C10	31264-35C10	31264-35C10	31264-35C10	31264-35C10	O-RING	2		
10	31153-49210	31153-49210	31153-49210	31153-49210	31153-49210	SEAL, OIL	1		
11	31361-32C00	31361-32C00	31361-32C00	31361-32C00	31361-32C00	PLATE, LOCK	1		
12	31361-38300	31361-38300	31361-38300	31361-38300	31361-38300	WASHER, PLATE LOCK	1		
13	31361-10200	31361-10200	31361-10200	31361-10200	31361-10200	RING, SHAFT SNAP	1		
14	31132-32C10	31132-32C10	31132-32C10	31132-32C10	31132-32C10	BRUSH SUB-ASS'Y, STARTER	2		
15	31131-32C20	31131-32C20	31131-32C20	31131-32C20	31131-32C20	BRUSH, STARTER	2		
16	31114-32C10	31114-32C10	31114-32C10	31114-32C10	31114-32C10	SCREW	2		
17	31135-32C10	31135-32C10	31135-32C10	31135-32C10	31135-32C10	SPRING, COMPRESSION COIL	4		
18	01547-06308	01547-06308	01547-06308	01547-06308	01547-06308	BOLT, STARTING MOTOR	2		

FIG 18

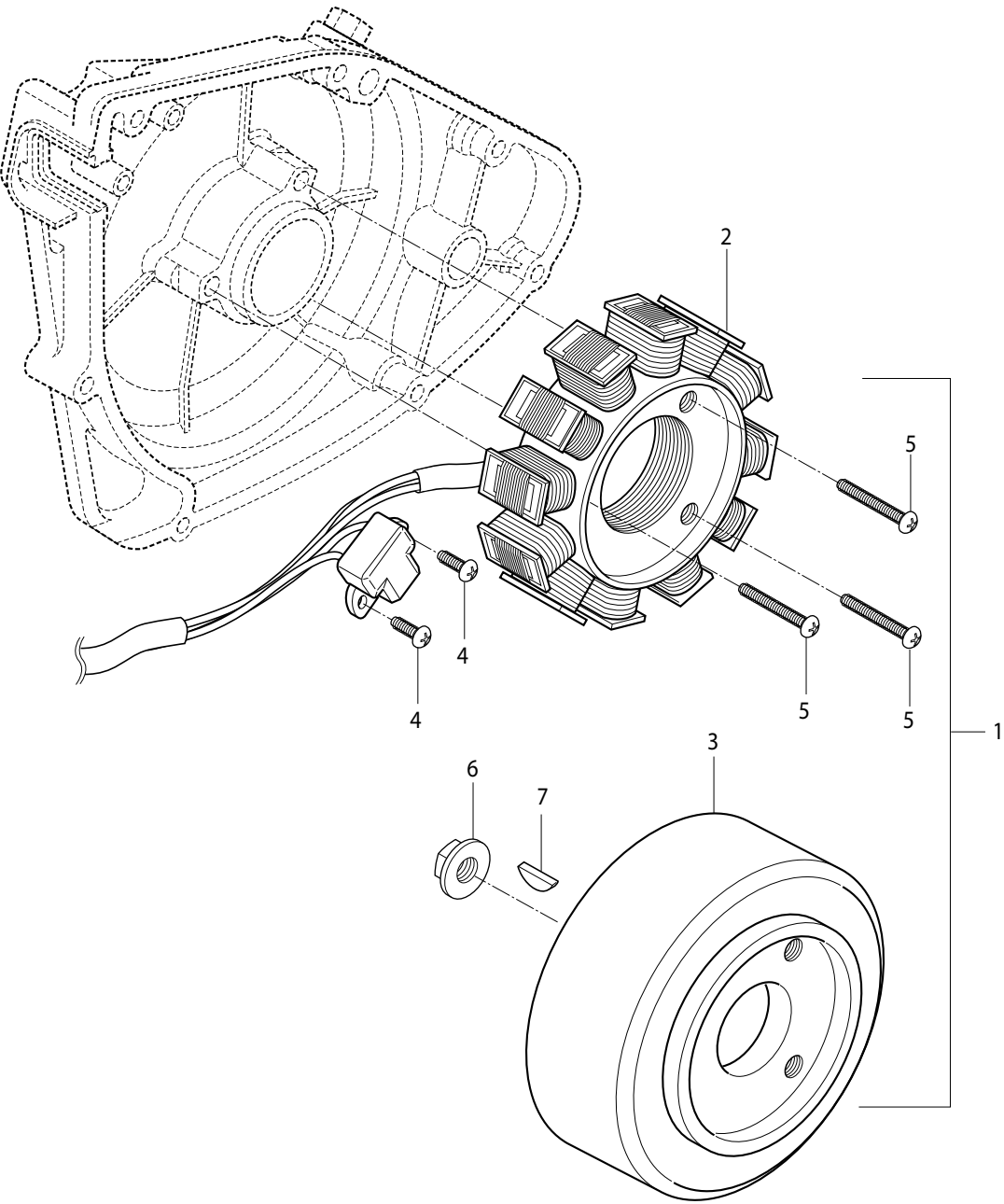
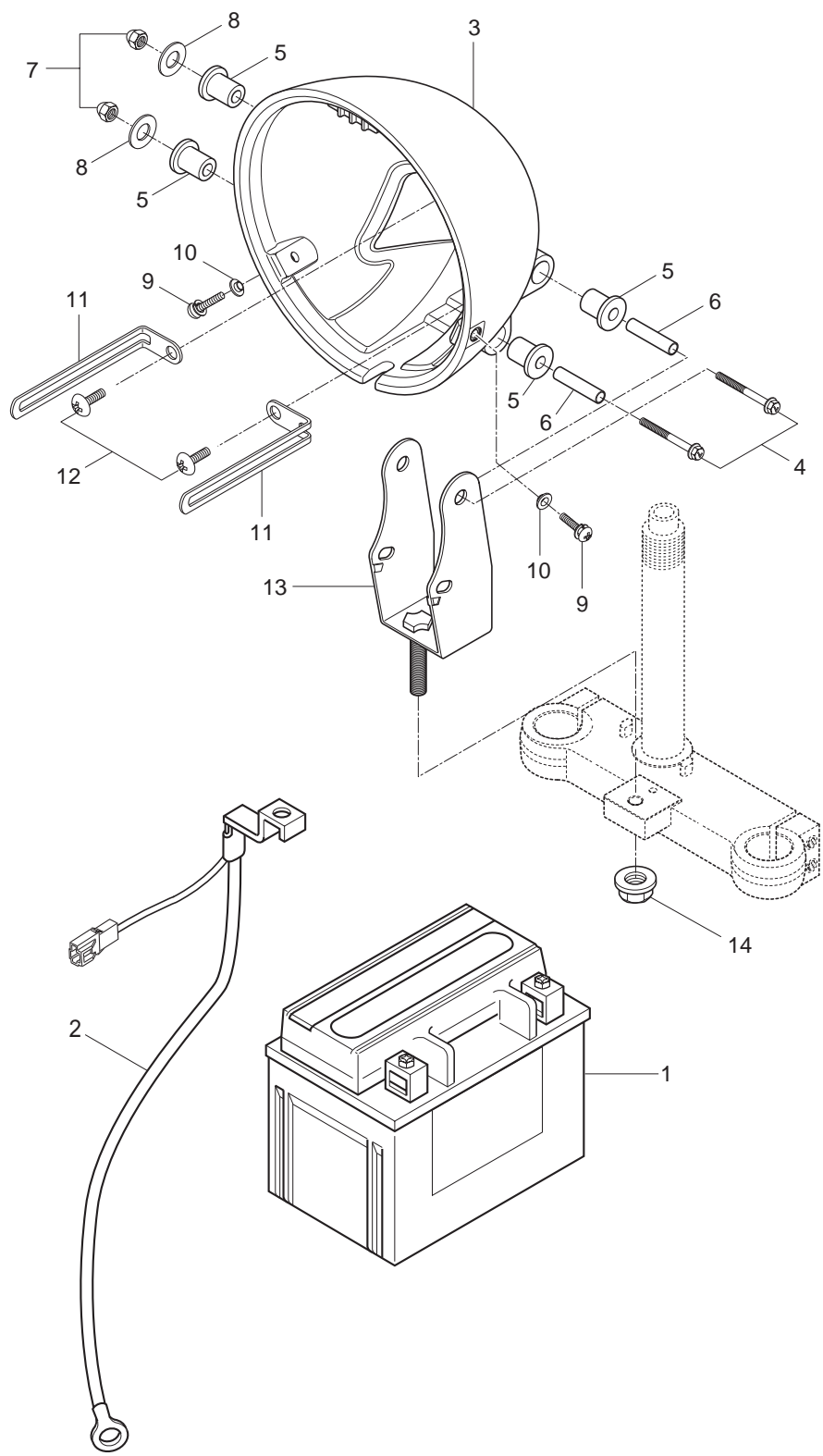


FIG 18. MAGNETO ASS'Y

REF NO.	PARTS NO.					PARTS NAME	Q`TY	REMARKS	REC.Q'TY (PCS)
	SEU01	SEN01	SG01	SSA01	SS01				
1	32100HR7800	32100HR7800	32100HR7800	32100HR7800	32100HR7800	MAGNETO ASS'Y	1		
2	32101-35C00	32101-35C00	32101-35C00	32101-35C00	32101-35C00	STATOR ASS'Y	1		
3	32102-35C00	32102-35C00	32102-35C00	32102-35C00	32102-35C00	ROTOR, FLY WHEEL	1		
4	02112-05128	02112-05128	02112-05128	02112-05128	02112-05128	SCREW	2		
5	02112-05258	02112-05258	02112-05258	02112-05258	02112-05258	SCREW, STATOR	3		
6	08316-26108	08316-26108	08316-26108	08316-26108	08316-26108	NUT	1		
7	08341-31039	08341-31039	08341-31039	08341-31039	08341-31039	KEY	1		

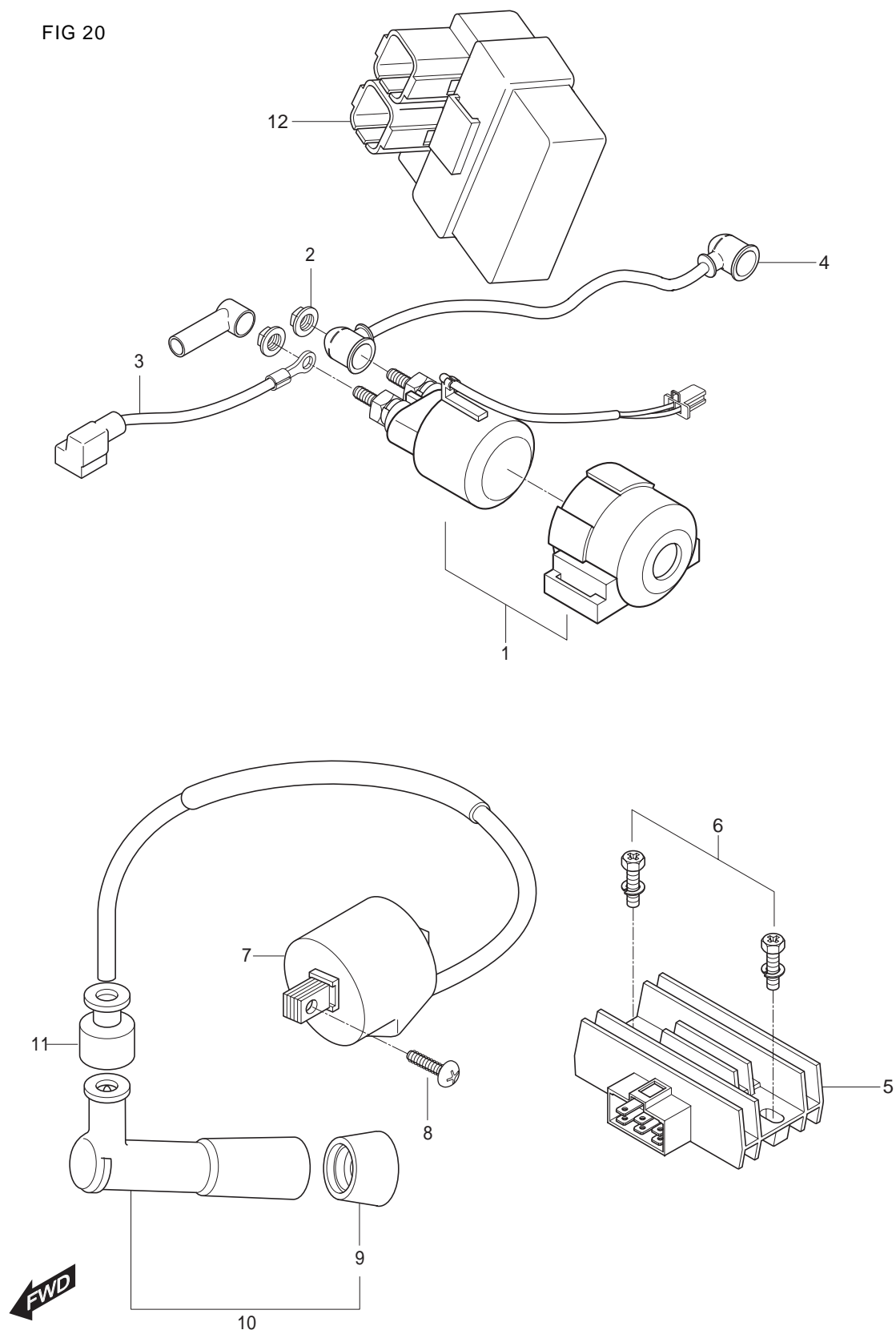
FIG 19



# FIG 19. BATTERY

REF NO.	PARTS NO.					PARTS NAME	Q`TY	REMARKS	REC.Q'TY (PCS)
	SEU01	SEN01	SG01	SSA01	SS01				
1	31800HG5100	31800HG5100	31800HG5100	31800HG5100	31800HG5100	RELAY ASS`Y, starting motor	1		8
2	08316-26066	08316-26066	08316-26066	08316-26066	08316-26066	NUT, starting relay	2		
3	33840HM5401	33840HM5401	33840HM5401	33840HM5401	33840HM5401	LEAD WIRE, battery(+)	1		
4	33850HM5401	33850HM5401	33850HM5401	33850HM5401	33850HM5401	LEAD WIRE, starting motor	1		
5	32800H01413	32800H01413	32800H01413	32800H01413	32800H01413	RECTIFIER ASS`Y, regulator	1		5
6	09128-06035	09128-06035	09128-06035	09128-06035	09128-06035	SCREW, rectifier(M6x20)	2		
7	33410HG5800	33410HG5800	33410HG5800	33410HG5800	33410HG5800	COIL ASS`Y, ignition	1		5
8	02112-46208	02112-46208	02112-46208	02112-46208	02112-46208	SCREW, ignition(M5x12)	2		
9	33541-38210	33541-38210	33541-38210	33541-38210	33541-38210	SEAL, spark plug	1		
10	33500HF4600	33500HF4600	33500HF4600	33500HF4600	33500HF4600	CAP, spark plug	1		5
11	33542-98000	33542-98000	33542-98000	33542-98000	33542-98000	SEAL, hightension cord	1		
12	32900HR7850	32900HR7850	32900HR7850	32900HR7850	32900HR7850	C.D.I UNIT	1		5

FIG 20



## FIG 20. ELECTRICAL

REF NO.	PARTS NO.					PARTS NAME	Q'TY	REMARKS	REC.Q'TY (PCS)
	SEU01	SEN01	SG01	SSA01	SS01				
1	31800HG5100	31800HG5100	31800HG5100	31800HG5100	31800HG5100	RELAY ASS`Y, starting motor	1		8
2	08316-26066	08316-26066	08316-26066	08316-26066	08316-26066	NUT, starting relay	2		
3	33840HM5401	33840HM5401	33840HM5401	33840HM5401	33840HM5401	LEAD WIRE, battery(+)	1		
4	33850HM5401	33850HM5401	33850HM5401	33850HM5401	33850HM5401	LEAD WIRE, starting motor	1		
5	32800H01413	32800H01413	32800H01413	32800H01413	32800H01413	RECTIFIER ASS`Y, regulator	1		5
6	09128-06035	09128-06035	09128-06035	09128-06035	09128-06035	SCREW, rectifier(M6x20)	2		
7	33410HG5800	33410HG5800	33410HG5800	33410HG5800	33410HG5800	COIL ASS`Y, ignition	1		5
8	02112-46208	02112-46208	02112-46208	02112-46208	02112-46208	SCREW, ignition(M5x12)	2		
9	33541-38210	33541-38210	33541-38210	33541-38210	33541-38210	SEAL, spark plug	1		
10	33500HF4600	33500HF4600	33500HF4600	33500HF4600	33500HF4600	CAP, spark plug	1		5
11	33542-98000	33542-98000	33542-98000	33542-98000	33542-98000	SEAL, hightension cord	1		
12	32900HM5400	32900HM5450	32900HM5450	32900HM5450	32900HM5400	C.D.I UNIT	1		5



FIG 21

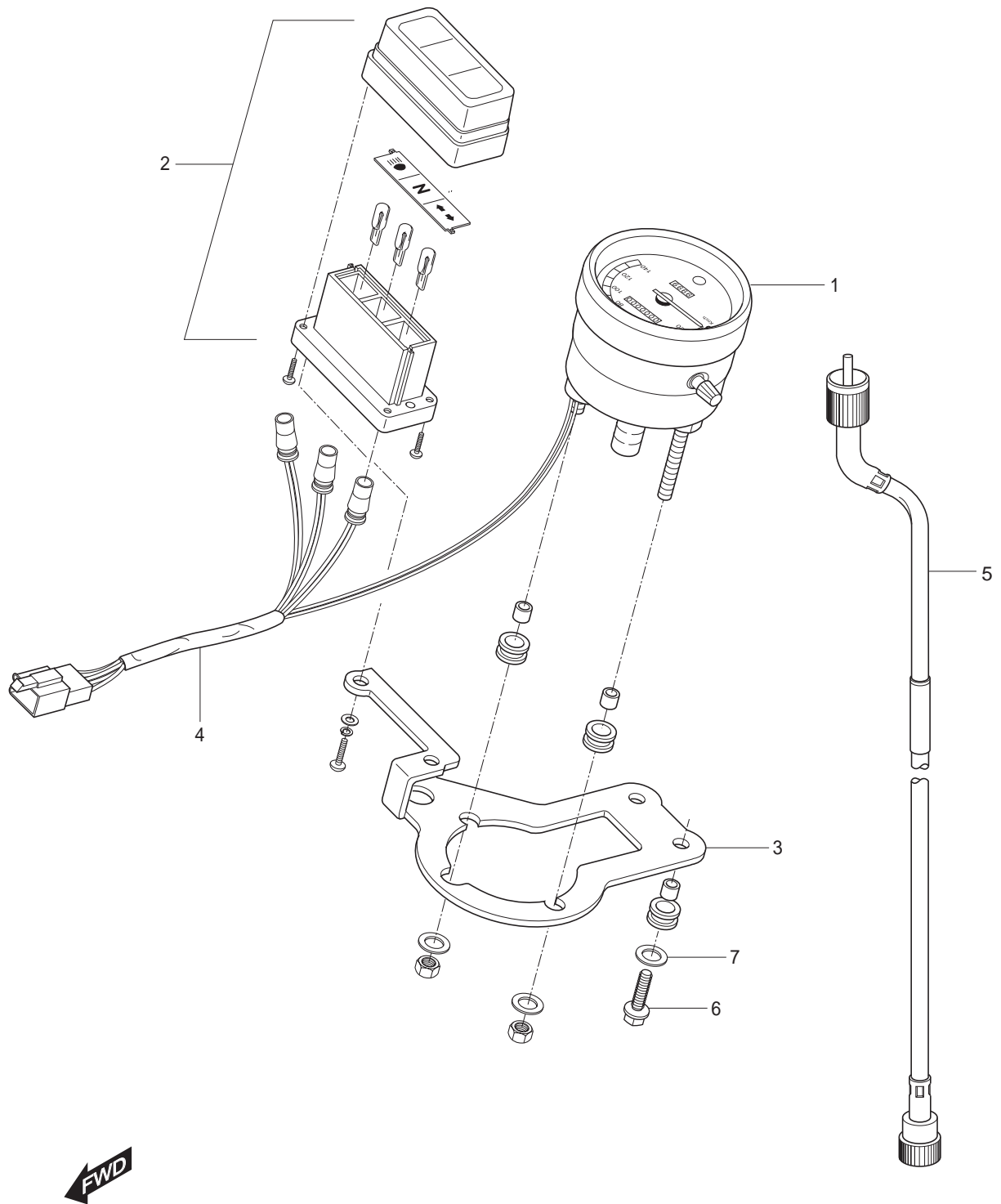
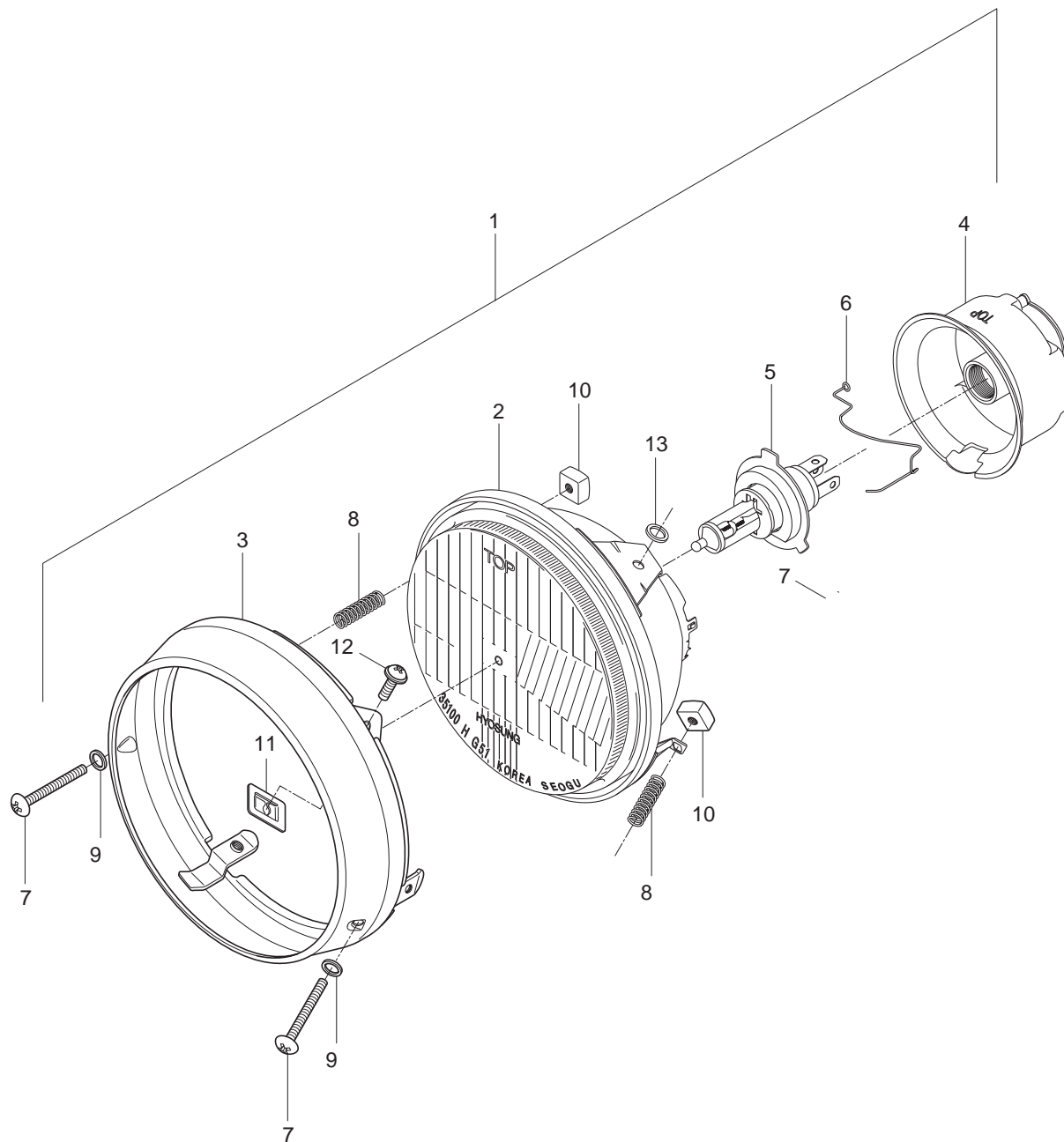


FIG 21. SPEEDOMETER ASS`Y

REF NO.	PARTS NO.					PARTS NAME	Q`TY	REMARKS	REC.Q'TY (PCS)
	SEU01	SEN01	SG01	SSA01	SS01				
1	34100HS78A0	34100HR7800	34100HR7800	34100HR7800	34100HR7800	SPEEDOMETER ASS`Y	1		2
2	34860HR7800	34860HR7800	34860HR7800	34860HR7800	34860HR7800	SENSOR, S/METER	1		
3	34950HR7800	34950HR7800	34950HR7800	34950HR7800	34950HR7800	BKT, SPEED METER	1		

FIG 22

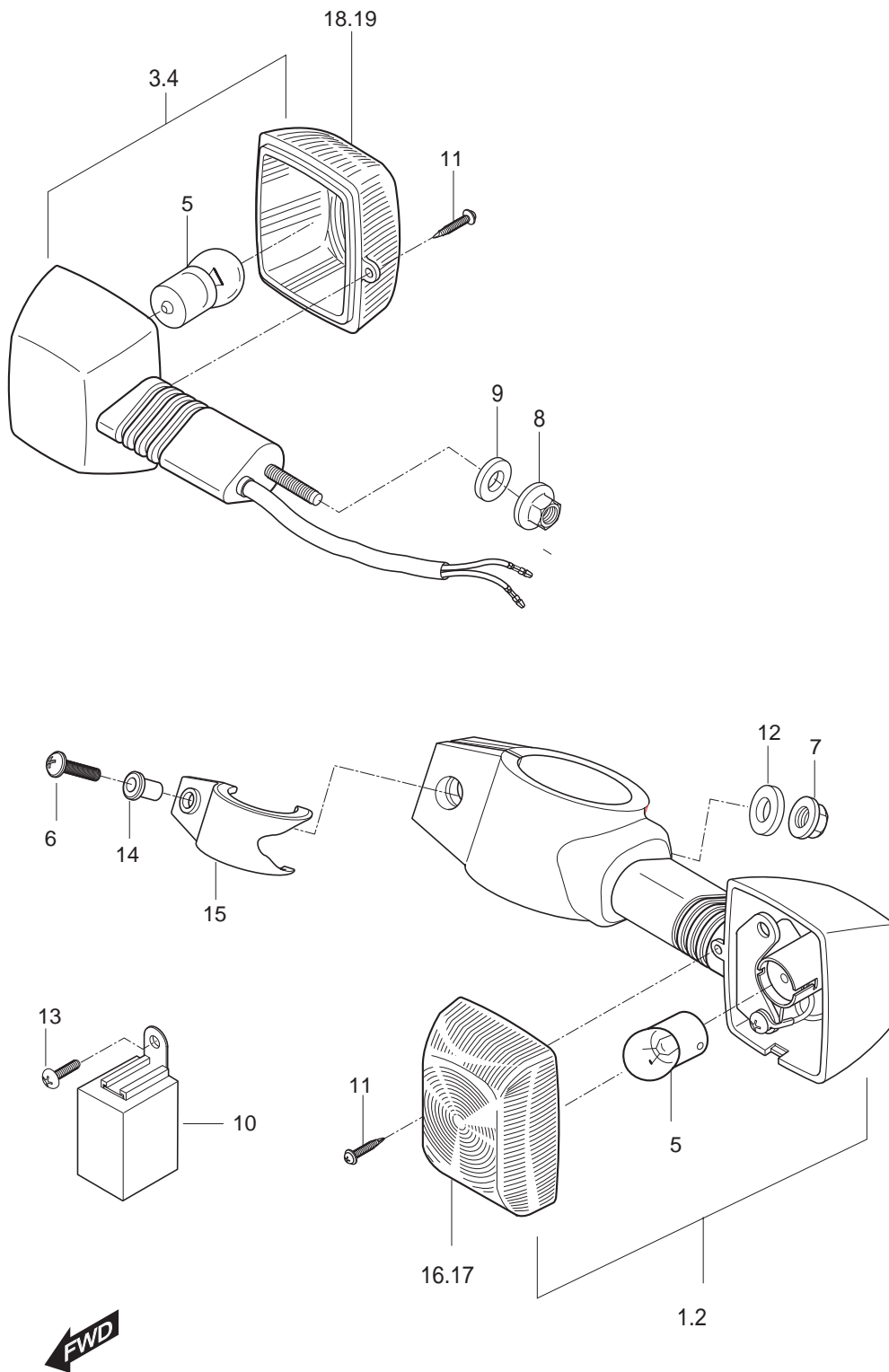


FWD

FIG 22. HEAD LAMP ASS`Y

REF NO.	PARTS NO.					PARTS NAME	Q`TY	REMARKS	REC.Q'TY (PCS)
	SEU01	SEN01	SG01	SSA01	SS01				
1	35100HG5160	35100HG5150	35100HG5150	35100HG5160	35100HG5150	HEAD LAMP ASS`Y	1		5
2	35120HG5100	35120HG5100	35120HG5100	35120HG5100	35120HG5100	REFLECTOR, headlamp	1		
3	35111HG5100	35111HG5100	35111HG5100	35111HG5100	35111HG5100	RIM, headlamp	1		
4	35173H93B00	35173H93B00	35173H93B00	35173H93B00	35173H93B00	DUST COVER	1		
5	09471-12101	09471-12101	09471-12101	09471-12101	09471-12101	BULB, head lamp(12v 35/35w)	1		
6	35175H93B00	35175H93B00	35175H93B00	35175H93B00	35175H93B00	SPRING, bulb socket	1	NOT SALE	
7	35151HG5800	35151HG5800	35151HG5800	35151HG5800	35151HG5800	SCREW, aiming	2		
8	35154-48510	35154-48510	35154-48510	35154-48510	35154-48510	SPRING, aiming	2		
9	35128H93B00	35128H93B00	35128H93B00	35128H93B00	35128H93B00	WASHER, aiming	2	NOT SALE	
10	35152-48510	35152-48510	35152-48510	35152-48510	35152-48510	AIMMING, grommet	2		
11	35135-12610	35135-12610	35135-12610	35135-12610	35135-12610	SPACER, aiming nut	1		
12	02112-05088	02112-05088	02112-05088	02112-05088	02112-05088	SCREW, aiming	2		
13	35136HG5800	35136HG5800	35136HG5800	35136HG5800	35136HG5800	WASHER, aiming	2	NOT SALE	

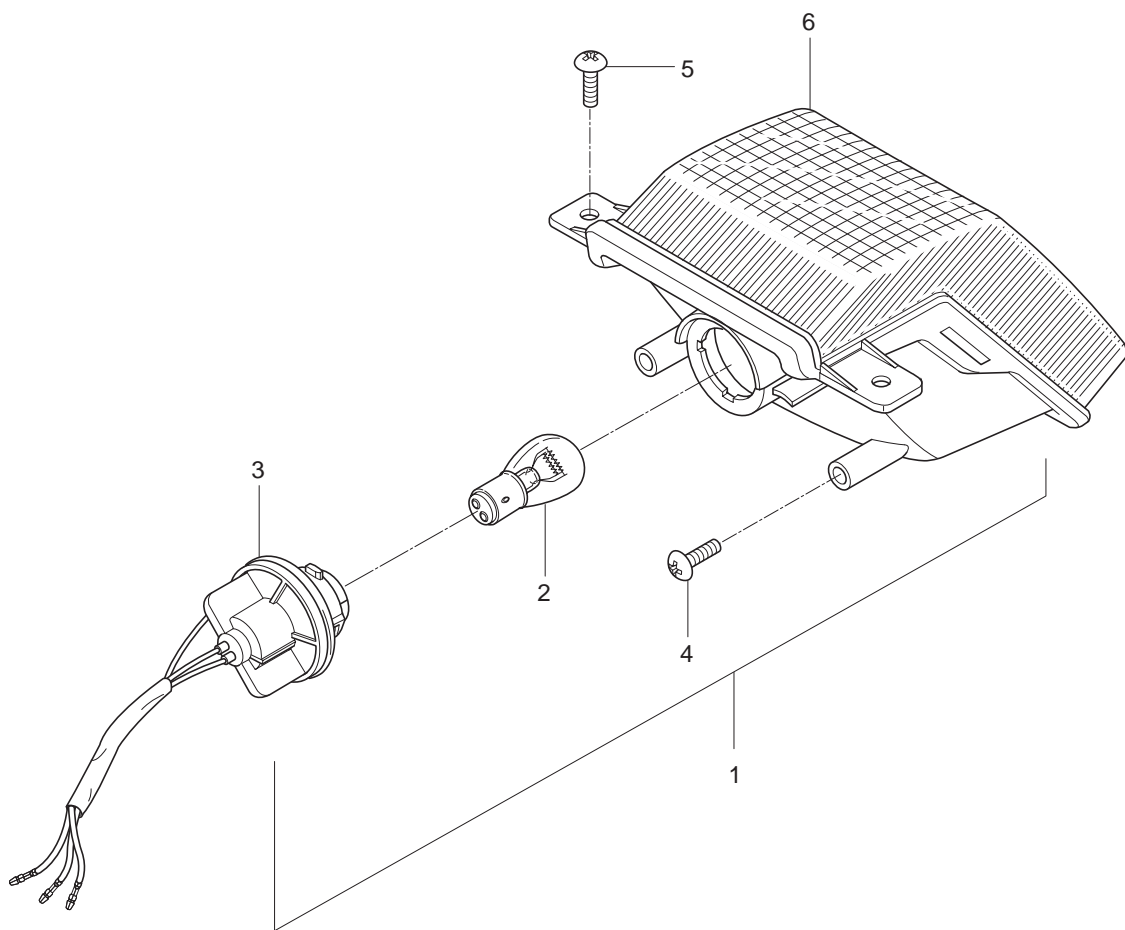
FIG 23



## FIG 23. TURN SIGNAL LAMP

REF NO.	PARTS NO.					PARTS NAME	Q`TY	REMARKS	REC.Q'TY (PCS)
	SEU01	SEN01	SG01	SSA01	SS01				
1	35601HR7800	35601HR7800	35601HR7800	35601HR7800	35601HR7800	LAMP, Ft turn signal R	1		10
2	35602HR7800	35602HR7800	35602HR7800	35602HR7800	35602HR7800	LAMP, Ft turn signal L	1		10
3	35603HR7800	35603HR7800	35603HR7800	35603HR7800	35603HR7800	LAMP, Rr turn signal R	1		10
4	35604HR7800	35604HR7800	35604HR7800	35604HR7800	35604HR7800	LAMP, Rr turn signal L	1		10
5	09471-12003	09471-12003	09471-12003	09471-12003	09471-12003	BULB, Ft/Rr turn signal lamp R, L(12V10W)	4		
6	02152-06258	02152-06258	02152-06258	02152-06258	02152-06258	SCREW, front turn signal lamp & cover	2		
7	08316-26066	08316-26066	08316-26066	08316-26066	08316-26066	NUT, front turn signal lamp	2		
8	08316-26066	08316-26066	08316-26066	08316-26066	08316-26066	NUT, rear turn signal	2		
9	09160-06019	09160-06019	09160-06019	09160-06019	09160-06019	WASHER, rear turn signal	2		
10	38610HL7300	38610HL7300	38610HL7300	38610HL7300	38610HL7300	RELAY ASS`Y, turn signal	1		5
11	35625-01A00	35625-01A00	35625-01A00	35625-01A00	35625-01A00	TAPPING SCREW	4		
12	09169H06016	09169H06016	09169H06016	09169H06016	09169H06016	WASHER, front turn signal lamp	2		
13	02112-06128	02112-06128	02112-06128	02112-06128	02112-06128	SCREW, hazard relay	1	NOT SALE	
14	09169H06016	09169H06016	09169H06016	09169H06016	09169H06016	WASHER, turn signal lamp & cover	2		
15	51721HM5400PAM	51721HM5400PAM	51721HM5400PAM	51721HM5400PAM	51721HM5400PAM	COVER, front turn signal lamp	2		
16	35652-35C00	35652-35C00	35652-35C00	35652-35C00	35652-35C00	LENS, front turn signal L	1		
17	35652-35C00	35652-35C00	35652-35C00	35652-35C00	35652-35C00	LENS, rear turn signal R	1		
18	35672-35C00	35672-35C00	35672-35C00	35672-35C00	35672-35C00	LENS, front turn signal R	1		
19	35672-35C00	35672-35C00	35672-35C00	35672-35C00	35672-35C00	LENS, rear turn signal L	1		

FIG 24



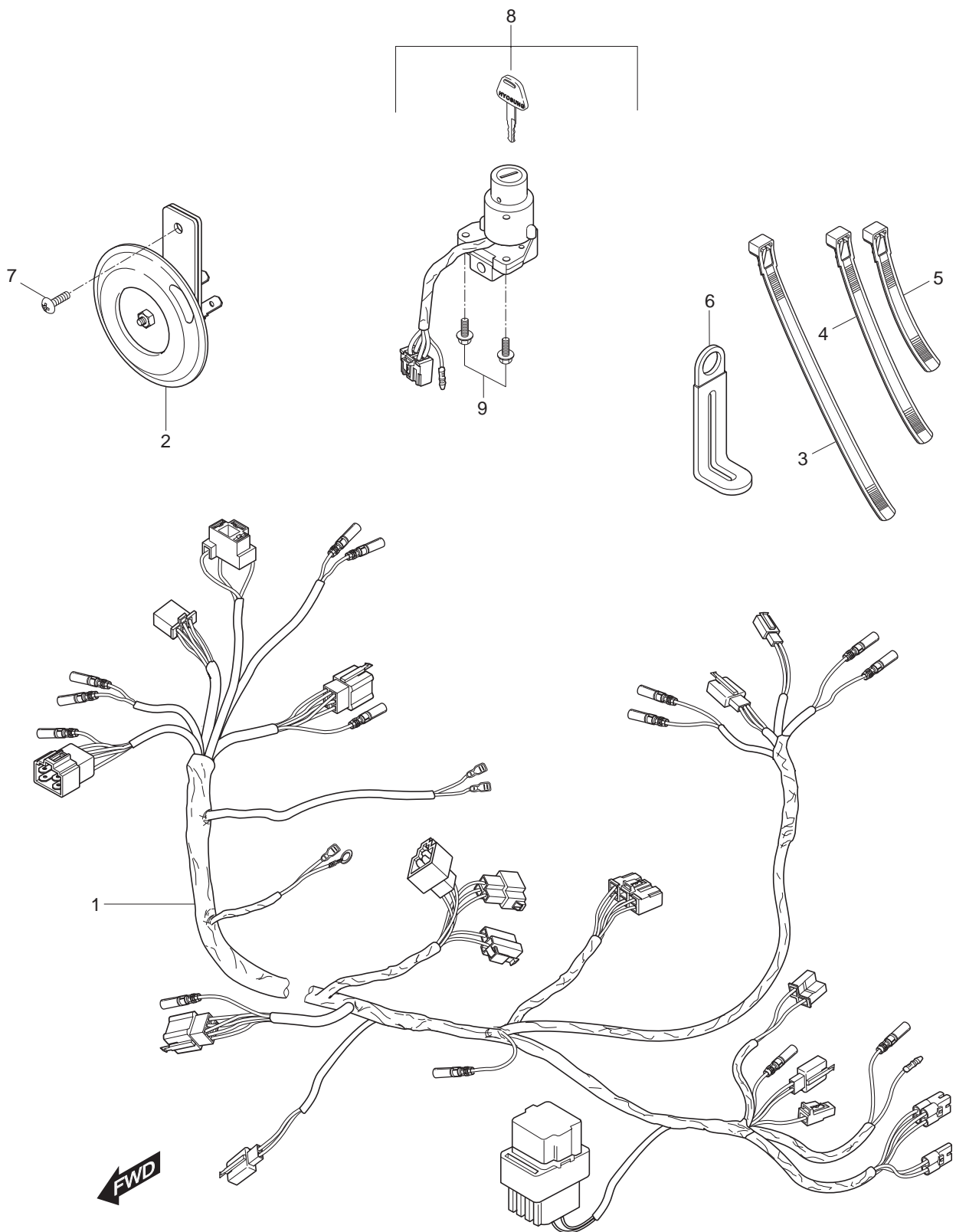
**FWD**

FIG 24. TAIL & STOP LAMP

REF NO.	PARTS NO.					PARTS NAME	Q`TY	REMARKS	REC.Q'TY (PCS)
	SEU01	SEN01	SG01	SSA01	SS01				
1	35710HM5400	35710HM5400	35710HM5400	35710HM5400	35710HM5400	LAMP ASSY, tail & stop	1		5
2	09471-12047	09471-12047	09471-12047	09471-12047	09471-12047	BULB, tail & stop lamp(12V 21/5W)	1		
3	35760HM5400	35760HM5400	35760HM5400	35760HM5400	35760HM5400	SOCKET ASS`Y, tail & stop	1		
4	03241-05166	03241-05166	03241-05166	03241-05166	03241-05166	SCREW, rear fender & rear combi lo(M5×20)	2		
5	02142-06126	02142-06126	02142-06126	02142-06126	02142-06126	SCREW, rear fender & rear combi up(M6×16)	2		27
6	35712HG5800	35712HG5800	35712HG5800	35712HG5800	35712HG5800	LENS, tail & stop	1		



FIG 25

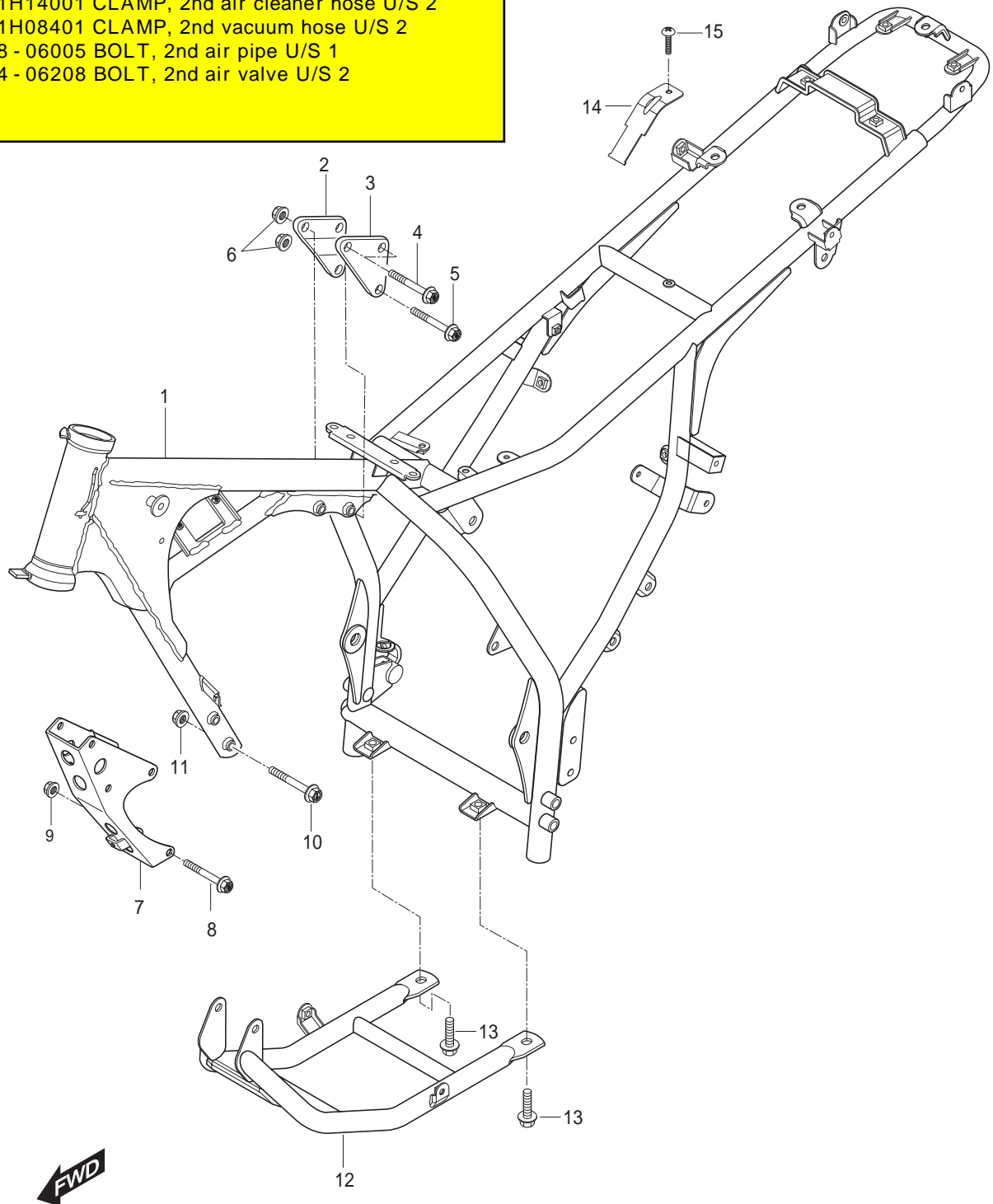


# FIG 25. WIRING HARNESS & HORN

REF NO.	PARTS NO.					PARTS NAME	Q`TY	REMARKS	REC.Q'TY (PCS)
	SEU01	SEN01	SG01	SSA01	SS01				
1	36610HR7850	36610HR7850	36610HR7850	36610HR7850	36610HR7850	WIRING HARNESS	1		5
2	38500HG5850	38500HG5850	38500HG5850	38500HG5850	38500HG5850	HORN ASS`Y	1		5
3	09407-254A1	09407-254A1	09407-254A1	09407-254A1	09407-254A1	CLAMP, wiring harness	1		
4	09407-14403	09407-14403	09407-14403	09407-14403	09407-14403	CLAMP, wiring harness	5		
5	09407-14408	09407-14408	09407-14408	09407-14408	09407-14408	CLAMP, wiring harness	4		
6	09404-06405	09404-06405	09404-06405	09404-06405	09404-06405	CLAMP, wiring harness	2		
7	02112-36128	02112-36128	02112-36128	02112-36128	02112-36128	BOLT, horn(M6×12)	2		
8	37100H93B30	37100H93B30	37100H93B30	37100H93B30	37100H93B30	LOCK ASS`Y, steering	1		5
9	01517-06168	01517-06168	01517-06168	01517-06168	01517-06168	BOLT, steering lock(M6×16)	1		5
9-1	01517-06168	01517-06168	01517-06168	01517-06168	01517-06168	BOLT,steer'g lock	1		

FIG 26

- 19.18500HN9100 VALVE ASS'Y, 2nd air U/S 1  
20.18610HG5851 PIPE COMP, 2nd air U/S 1  
21.18631HM5450 HOSE, 2nd air pipe U/S 1  
22.18651HM8130 HOSE, 2nd air cleaner U/S 1  
23.09352 - 50823300 HOSE, 2nd vacuum  
24.09401H13401 CLAMP, 2nd air pipe hose U/S 2  
25.09401H14001 CLAMP, 2nd air cleaner hose U/S 2  
26.09401H08401 CLAMP, 2nd vacuum hose U/S 2  
27.09128 - 06005 BOLT, 2nd air pipe U/S 1  
28.01104 - 06208 BOLT, 2nd air valve U/S 2



## FIG 26. FRAME

REF NO.	PARTS NO.					PARTS NAME	Q'TY	REMARKS	REC.Q'TY (PCS)
	SEU01	SEN01	SG01	SSA01	SS01				
1	41100HR7800PAM	41100HR7800PAM	41100HR7800PAM	41100HR7800PAM	41100HR7800PAM	FRAME COMP	1		2
2	41993HR7900120	41993HR7900120	41993HR7900120	41993HR7900120	41993HR7900120	PLATE, engine mtg upper RH	1		5
3	41994HG5801120	41994HG5801120	41994HG5801120	41994HG5801120	41994HG5801120	PLATE, engine mtg upper LH	1		5
4	01517-08608	01517-08608	01517-08608	01517-08608	01517-08608	BOLT, e/g mtg upper plate & frame(M8×60)	2		10
5	01517-08508	01517-08508	01517-08508	01517-08508	01517-08508	BOLT, e/g mtg upper plate & engine(M8×50)	1		
6	08319-31088	08319-31088	08319-31088	08319-31088	08319-31088	NUT, engine mtg upper plate(M8)	3		
7	41990HG5801PAM	41990HG5801PAM	41990HG5801PAM	41990HG5801PAM	41990HG5801PAM	BRACKET COMP, engine mounting lower	1		5
8	09103H10149	09103H10149	09103H10149	09103H10149	09103H10149	BOLT, e/g mtg low brkt & engine(L=80)	2		10
9	08319-31108	08319-31108	08319-31108	08319-31108	08319-31108	NUT, e/g mtg low brkt & engine(M10)	2		
10	01517-08658	01517-08658	01517-08658	01517-08658	01517-08658	BOLT, e/g mtg low brkt & frame No.1	2		
11	08319-31088	08319-31088	08319-31088	08319-31088	08319-31088	NUT, e/g mtg low brkt & frame(M8)	2		
12	41140HG5803PAM	41140HG5803PAM	41140HG5803PAM	41140HG5803PAM	41140HG5803PAM	TUBE COMP, down	1		
13	01517-08168	01517-08168	01517-08168	01517-08168	01517-08168	BOLT, under guard pipe brkt(M8×16)	2		30
14	63116HM5400	63116HM5400	63116HM5400	63116HM5400	63116HM5400	PLATE, C. D. I	1		
15	02142-06126	02142-06126	02142-06126	02142-06126	02142-06126	SCREW, C. D. I unit(M6×12)	1		
16	42511HG5850	42511HG5850	42511HG5850	42511HG5850	42511HG5850	GUARD, engin	1		
17	02142-06125	02142-06125	02142-06125	02142-06125	02142-06125	SCREW, engine guard	3		
18	09169-06034	09169-06034	09169-06034	09169-06034	09169-06034	WASHER, engine guard	3		
19	18500HN9100	18500HN9100	18500HN9100	18500HN9100	18500HN9100	VALVE ASS'Y, 2nd air	1		
20	18610HR7800	18610HR7800	18610HR7800	18610HR7800	18610HR7800	PIPE COMP, 2nd air	1		
21	18631HM5450	18631HM5450	18631HM5450	18631HM5450	18631HM5450	HOSE, 2nd air pipe	1		
22	18651HM8130	18651HM8130	18651HM8130	18651HM8130	18651HM8130	HOSE, 2nd air cleaner	1		
23	09352-50823300	09352-50823300	09352-50823300	09352-50823300	09352-50823300	HOSE, 2nd vacuum	1		
24	09401H13401	09401H13401	09401H13401	09401H13401	09401H13401	CLAMP, 2nd air pipe hose	2		
25	09401H14401	09401H14401	09401H14401	09401H14401	09401H14401	CLAMP, 2nd air cleaner hose	2		
26	09401H08401	09401H08401	09401H08401	09401H08401	09401H08401	CLAMP, 2nd vacuum hose	2		
27	09128-06005	09128-06005	09128-06005	09128-06005	09128-06005	BOLT, 2nd air pipe	1		
28	01104-06208	01104-06208	01104-06208	01104-06208	01104-06208	BOLT, 2nd air valve	2		

FIG 27

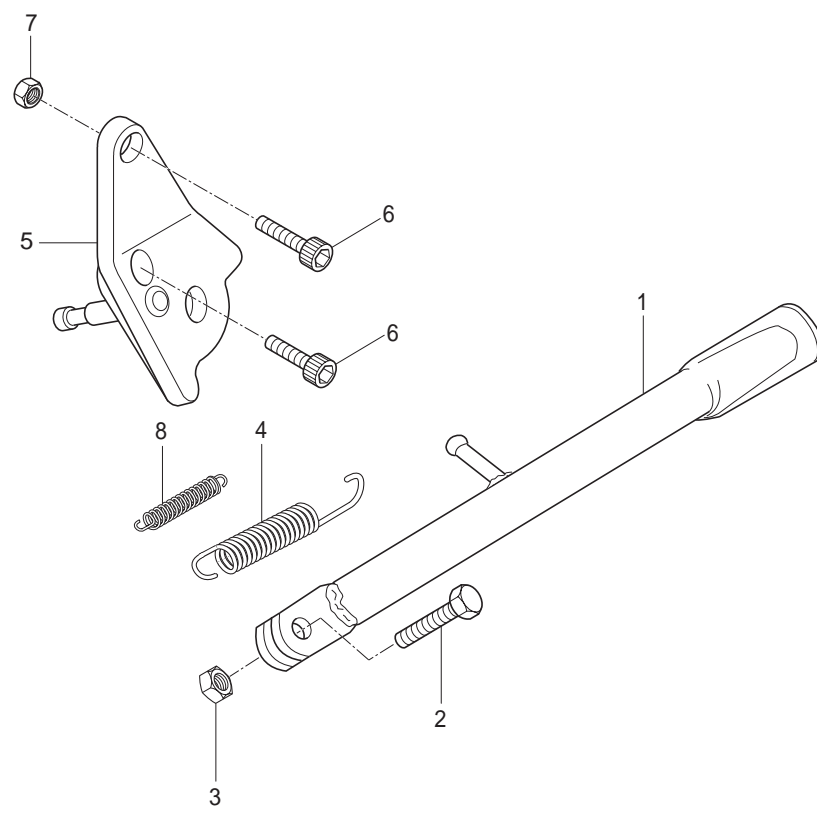
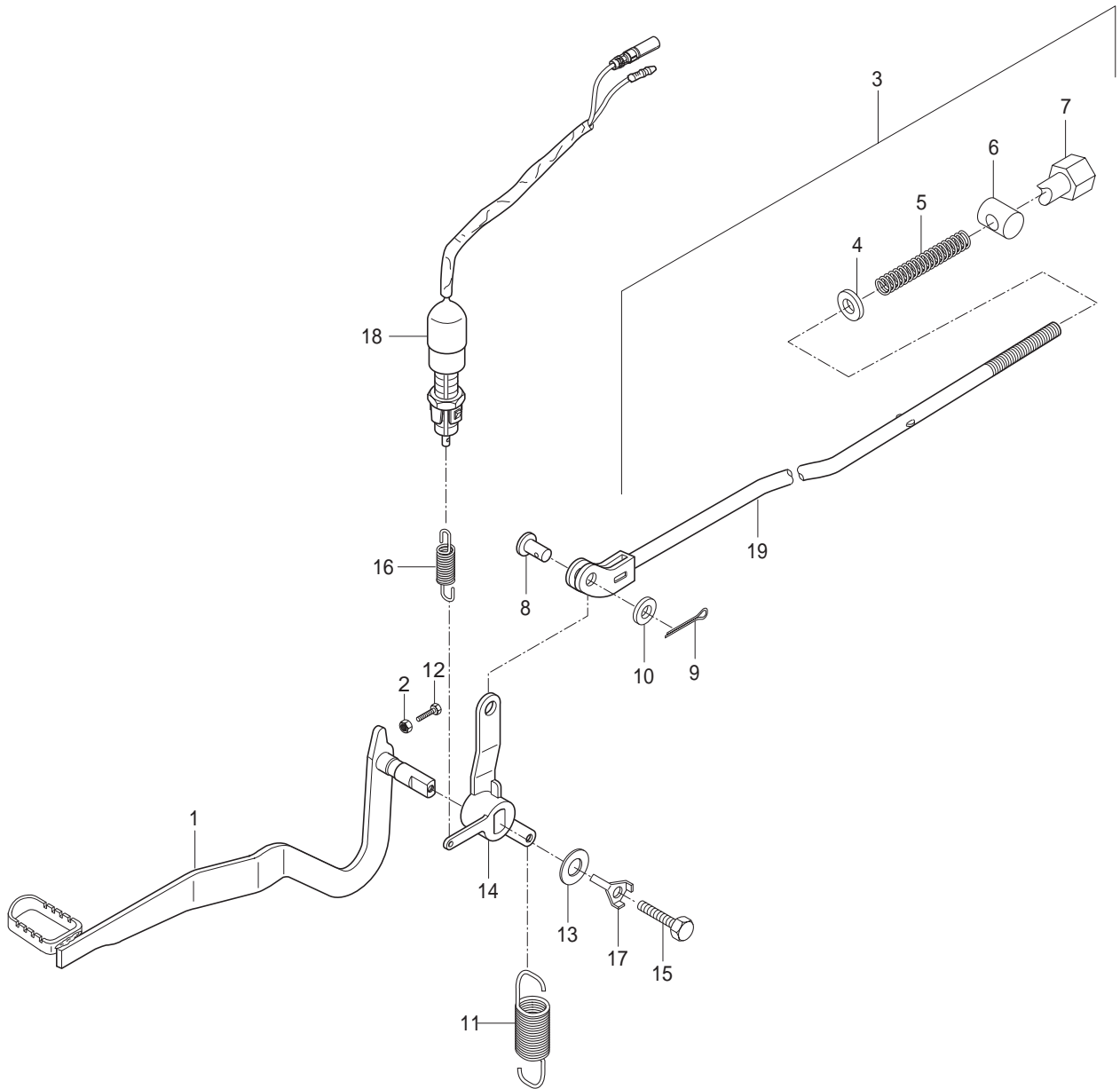


FIG 27. PROP STAND

REF NO.	PARTS NO.					PARTS NAME	Q`TY	REMARKS	REC.Q'TY (PCS)
	SEU01	SEN01	SG01	SSA01	SS01				
1	42310HM5450120	42310HM5450120	42310HM5450120	42310HM5450120	42310HM5450120	STAND COMP, prop	1		5
2	09100-10031	09100-10031	09100-10031	09100-10031	09100-10031	BOLT, prop stand	1		10
3	08310-22108	08310-22108	08310-22108	08310-22108	08310-22108	NUT, prop stand	1		
4	09443H14037	09443H14037	09443H14037	09443H14037	09443H14037	SPRING, prop stand outer	1		10
5	42340HG5801PAM	42340HG5801PAM	42340HG5801PAM	42340HG5801PAM	42340HG5801PAM	BRACKET COMP, prop stand	1		5
6	07110-08258	07110-08258	07110-08258	07110-08258	07110-08258	BOLT, prop stand & brkt(M8×25)	2		
7	08319-31088	08319-31088	08319-31088	08319-31088	08319-31088	NUT, prop stand & brkt bolt upper	2		
8	09443-06001	09443-06001	09443-06001	09443-06001	09443-06001	SPRING, prop stand inner	1		10

FIG 28

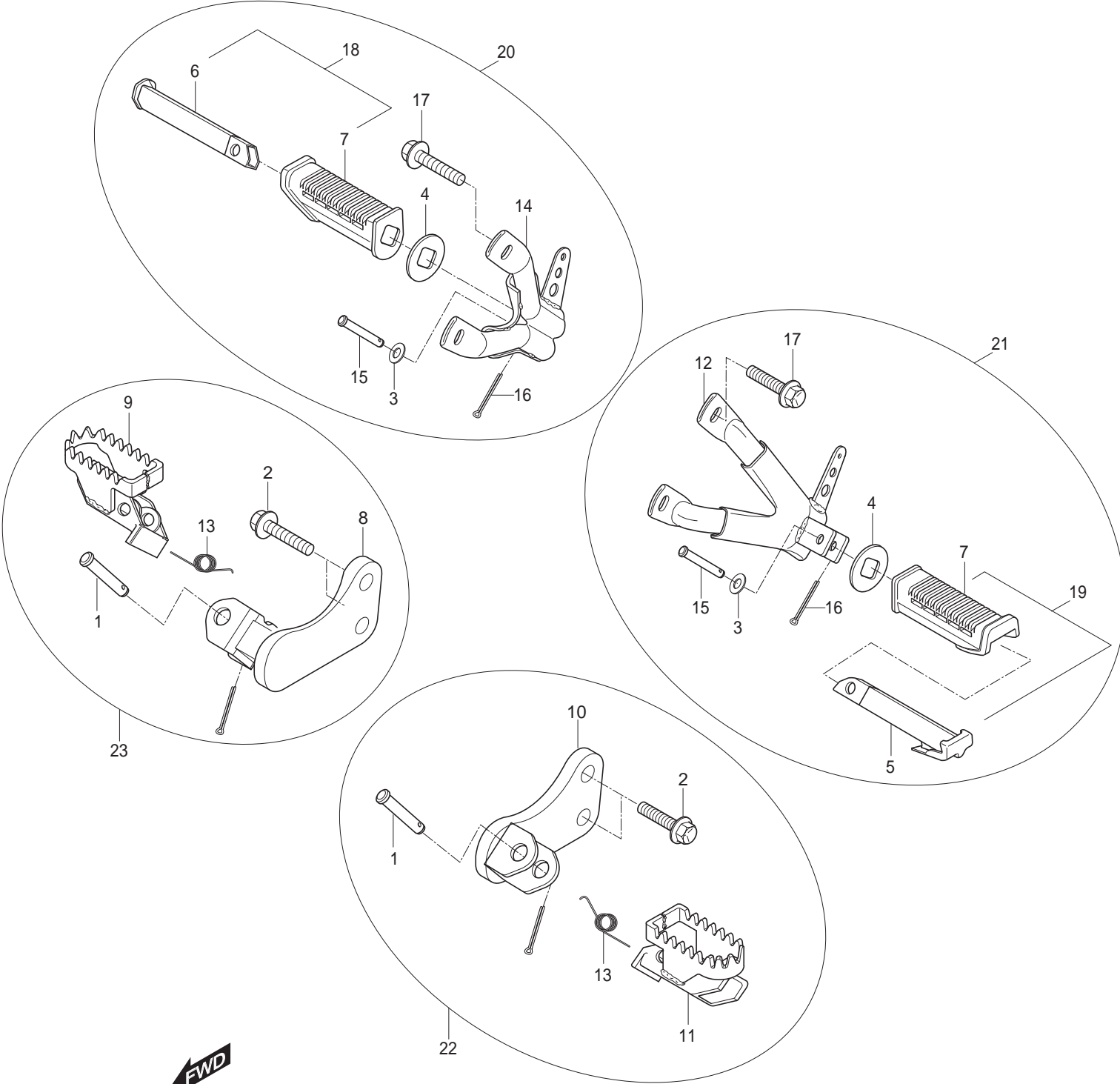


## FIG 28. REAR BRAKE

REF NO.	PARTS NO.					PARTS NAME	Q`TY	REMARKS	REC.Q'TY (PCS)
	SEU01	SEN01	SG01	SSA01	SS01				
1	43100HM5401120	43100HM5401120	43100HM5401120	43100HM5401120	43100HM5401120	PEDAL ASS`Y, brake	1		5
2	08310-11068	08310-11068	08310-11068	08310-11068	08310-11068	NUT, brake pedal(M6)	1		
3	43300HM5401	43300HM5401	43300HM5401	43300HM5401	43300HM5401	ROD ASS`Y, rear brake	1		5
4	08322-21068	08322-21068	08322-21068	08322-21068	08322-21068	WASHER, R/R brake rod R/R	1		
5	09440-09013	09440-09013	09440-09013	09440-09013	09440-09013	SPRING, R/R brake rod R/R	1		
6	09209-11006	09209-11006	09209-11006	09209-11006	09209-11006	PIN, R/R brake rod R/R	1		
7	09150-06009	09150-06009	09150-06009	09150-06009	09150-06009	NUT, R/R brake rod R/R(M6)	1		
8	09200-06013	09200-06013	09200-06013	09200-06013	09200-06013	PIN, R/R brake rod front	1		
9	04111-20208	04111-20208	04111-20208	04111-20208	04111-20208	COTTER PIN, R/R brake rod	1		
10	08322-21068	08322-21068	08322-21068	08322-21068	08322-21068	WASHER, R/R brake FT	1		
11	09443H14025	09443H14025	09443H14025	09443H14025	09443H14025	SPRING, R/R brake return	1		5
12	01104-06208	01104-06208	01104-06208	01104-06208	01104-06208	BOLT, brake pedal(M6×20)	1		
13	09160-06012	09160-06012	09160-06012	09160-06012	09160-06012	WASHER, brake pedal	1		
14	43123HG5802	43123HG5802	43123HG5802	43123HG5802	43123HG5802	ARM, brake rod	1		5
15	01107-06168	01107-06168	01107-06168	01107-06168	01107-06168	BOLT, brake pedal(M6×16)	1		
16	09443H06006	09443H06006	09443H06006	09443H06006	09443H06006	SPRING, stop lamp switch	1		5
17	43129-35C00	43129-35C00	43129-35C00	43129-35C00	43129-35C00	WASHER, lock	1		
18	37740H93B00	37740H93B00	37740H93B00	37740H93B00	37740H93B00	SWITCH ASS`Y, rear stop	1		5
19	43310HM5401	43310HM5401	43310HM5401	43310HM5401	43310HM5401	ROD COMP, rear brake	1		



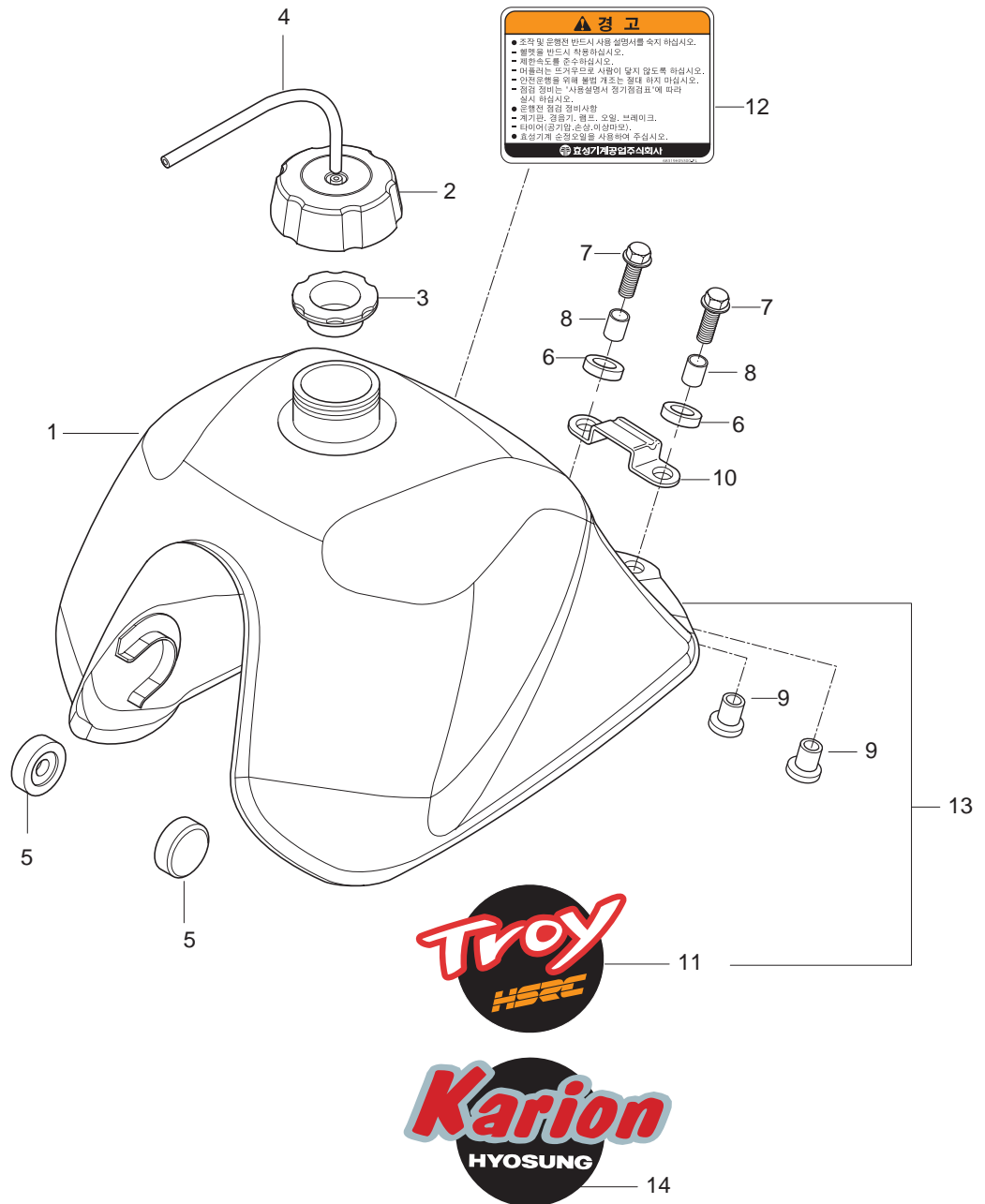
FIG 29



## FIG 29. FOOTREST BAR

REF NO.	PARTS NO.					PARTS NAME	Q'TY	REMARKS	REC.Q'TY (PCS)
	SEU01	SEN01	SG01	SSA01	SS01				
1	09200-10008	09200-10008	09200-10008	09200-10008	09200-10008	PIN, front footrest	2		20
2	09116H10061	09116H10061	09116H10061	09116H10061	09116H10061	BOLT, front footrest bracket	4		
3	08322-21068	08322-21068	08322-21068	08322-21068	08322-21068	WASHER, pillion footrest pin	2		
4	43631-34A00	43631-34A00	43631-34A00	43631-34A00	43631-34A00	WASHER, pillion footrest rubber	2		20
5	43710-12B01	43710-12B01	43710-12B01	43710-12B01	43710-12B01	BAR COMP, pillion footrest L	1		
6	43610-12B01	43610-12B01	43610-12B01	43610-12B01	43610-12B01	BAR COMP, pillion footrest R	1		
7	43551-29B21	43551-29B21	43551-29B21	43551-29B21	43551-29B21	RUBBER, pillion footrest	2		
8	43510HM5402120	43510HM5402120	43510HM5402120	43510HM5402120	43510HM5402120	BAR COMP, front footrest R	1		
9	43550-08B10	43550-08B10	43550-08B10	43550-08B10	43550-08B10	FOOTREST COMP, front R	1		5
10	43520HM5401120	43520HM5401120	43520HM5401120	43520HM5401120	43520HM5401120	BAR COMP, front footrest L	1		
11	43560-08B10	43560-08B10	43560-08B10	43560-08B10	43560-08B10	FOOTREST COMP, front L	1		5
12	43750HG5800PAM	43750HG5800PAM	43750HG5800PAM	43750HG5800PAM	43750HG5800PAM	BRACKET COMP, pillion footrest L	1		
13	09448H16001	09448H16001	09448H16001	09448H16001	09448H16001	SPRING, front footrest	2		
14	43650HG5800PAM	43650HG5800PAM	43650HG5800PAM	43650HG5800PAM	43650HG5800PAM	BRACKET COMP, pillion footrest R	1		
15	09200H06057	09200H06057	09200H06057	09200H06057	09200H06057	PIN, pillion footrest	2		
16	04111-20208	04111-20208	04111-20208	04111-20208	04111-20208	COTTER PIN, pillion footrest	2		
17	01517-08168	01517-08168	01517-08168	01517-08168	01517-08168	BOLT, pillion footrest bracket	4		
18	43600HG5800	43600HG5800	43600HG5800	43600HG5800	43600HG5800	FOOTREST ASS`Y, pillion R	1		5
19	43700HG5800	43700HG5800	43700HG5800	43700HG5800	43700HG5800	FOOTREST ASS`Y, pillion L	1		5
20	43650HM5400HPA	43650HM5400HPA	43650HM5400HPA	43650HM5400HPA	43650HM5400HPA	BRACKET PILLION R, ASS`Y	1		
21	43750HM5400HPA	43750HM5400HPA	43750HM5400HPA	43750HM5400HPA	43750HM5400HPA	BRACKET PILLION L, ASS`Y	1		
22	43520HM5400HPA	43520HM5400HPA	43520HM5400HPA	43520HM5400HPA	43520HM5400HPA	BAR FOOTREST L, ASS`Y	1		
23	43510HM5400HPA	43510HM5400HPA	43510HM5400HPA	43510HM5400HPA	43510HM5400HPA	BAR FOOTREST R, ASS`Y	1		

FIG 30



FWD

# FIG 30. FUEL TANK

REF NO.	PARTS NO.					PARTS NAME	Q`TY	REMARKS	REC.Q'TY (PCS)
	SEU01	SEN01	SG01	SSA01	SS01				
1	44110HR7850	44110HR7850	44110HR7870	44110HR7850	44110HR7880	TANK COMP, fuel(color) 0L0, 0VB	1		3
2	44210HG5801	44210HG5801	44210HG5801	44210HG5801	44210HG5801	CAP, fuel tank filter	1		10
3	44248-05210	44248-05210	44248-05210	44248-05210	44248-05210	GASKET, fuel tank filter cap	1		
4	09343-05052	09343-05052	09343-05052	09343-05052	09343-05052	HOSE, fuel tank breather L=580	1		5
5	09329-10007	09329-10007	09329-10007	09329-10007	09329-10007	CUSHION, fuel tank front	2		
6	09320-14013	09320-14013	09320-14013	09320-14013	09320-14013	CUSHION, fuel tank RR	2		
7	09116H06084	09116H06084	09116H06084	09116H06084	09116H06084	BOLT, fuel tank RR	2		
8	09180-06162	09180-06162	09180-06162	09180-06162	09180-06162	SPACER, fuel tank RR cushion	2		
9	09320-10020	09320-10020	09320-10020	09320-10020	09320-10020	CUSHION, fuel tank RR up	2		
10	45119HM5400	45119HM5400	45119HM5400	45119HM5400	45119HM5400	PLATE, seat ft hook	1		
11						TAPE, fuel tank(TROY) 1AA:SY, 1AB:LR, 1	2	SELECTION	
12	68319H05300PL	68319H05300PL	68319H05370PL	68319H05300PL	68319H05380PL	PLATE, cushion	1		
13	44110SM5401	44110SM5401	44110SM5401	44110SM5401	44110SM5401	FUEL TANK(color) 0DB.0LR.0SY	1	SELECTION	3
14						TAPE, fuel tank(KARION) 1AA:SY,1AB:LR	2	SELECTION	
15						BALL,hose fuel drain	2		

FIG 31

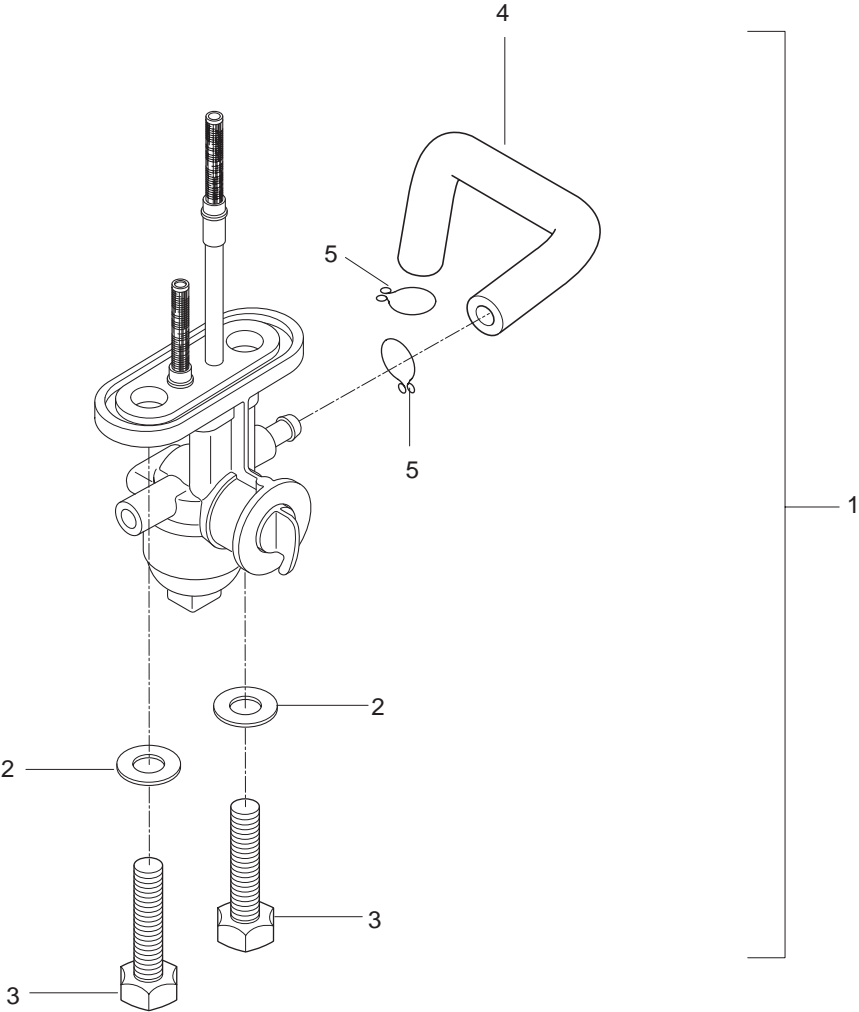


FIG 31. FUEL COCK

REF NO.	PARTS NO.					PARTS NAME	Q`TY	REMARKS	REC.Q'TY (PCS)
	SEU01	SEN01	SG01	SSA01	SS01				
1	44300HR7800	44300HR7800	44300HR7800	44300HR7800	44300HR7800	COCK ASS'Y, fuel	1		10
2	09168-06010	09168-06010	09168-06010	09168-06010	09168-06010	GASKET, fuel cock	2		
3	09128-06005	09128-06005	09128-06005	09128-06005	09128-06005	BOLT, fuel cock	2		
4	44197HR7800	44197HR7800	44197HR7800	44197HR7800	44197HR7800	HOSE, fuel(L=170)	1		5
5	09401-09101	09401-09101	09401-09101	09401-09101	09401-09101	CLIP, fuel hose	2		

FIG 32

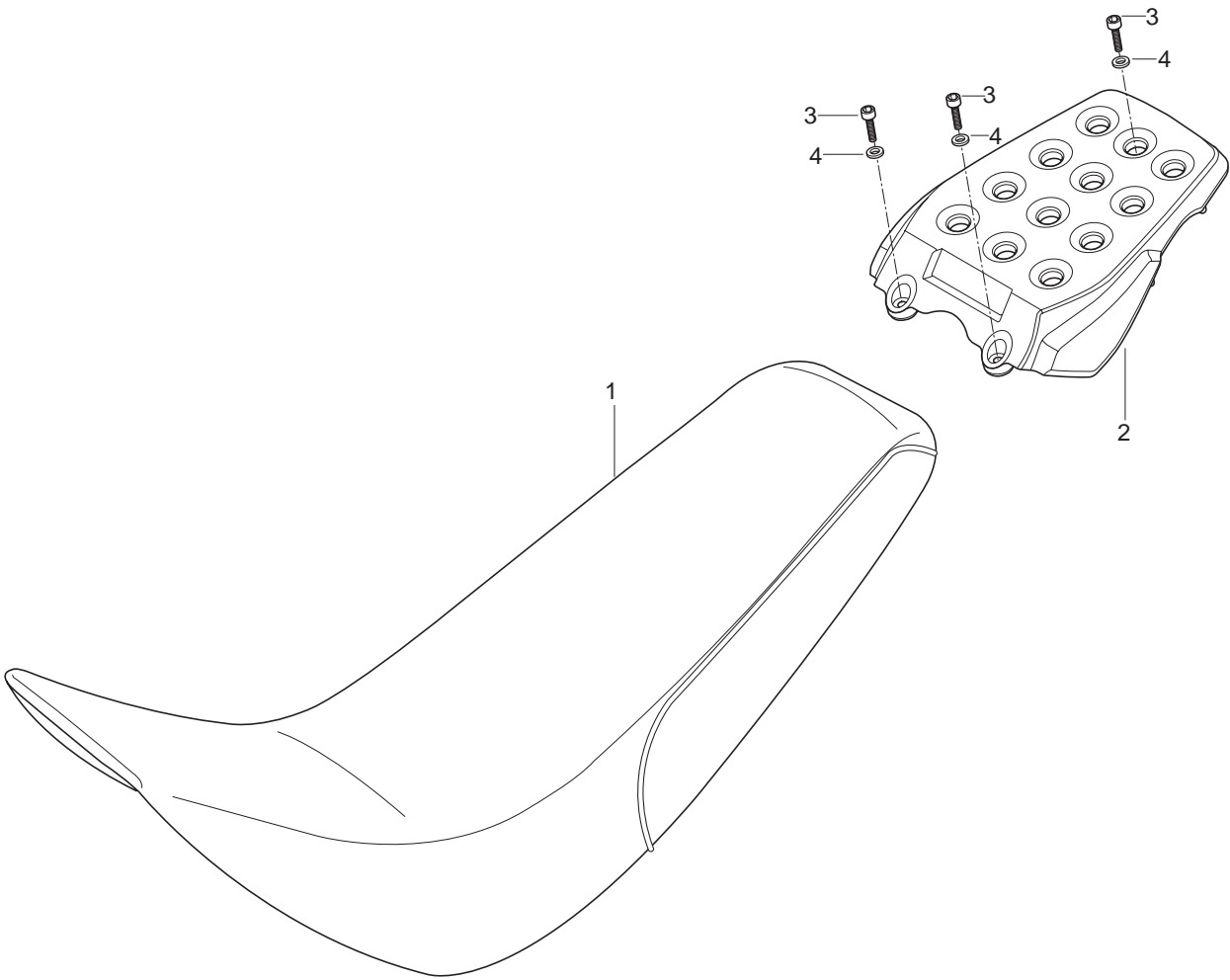


FIG 32. SEAT & SEAT TAIL COVER

REF NO.	PARTS NO.					PARTS NAME	Q`TY	REMARKS	REC.Q'TY (PCS)
	SEU01	SEN01	SG01	SSA01	SS01				
1	45100HM5402	45100HM5402	45100HM5402	45100HM5402	45100HM5402	SEAT SET (LO4:0VB LO5:0LO)	1	SELECTION	
2	46410HM540003P	46410HM540003P	46410HM540003P	46410HM540003P	46410HM540003P	CARRIER COMP, rear	1		
3	07110-08258	07110-08258	07110-08258	07110-08258	07110-08258	BOLT, rear carrier	3		
4	08322-11088	08322-11088	08322-11088	08322-11088	08322-11088	WASHER, rear carrier bolt	3		



FIG 33

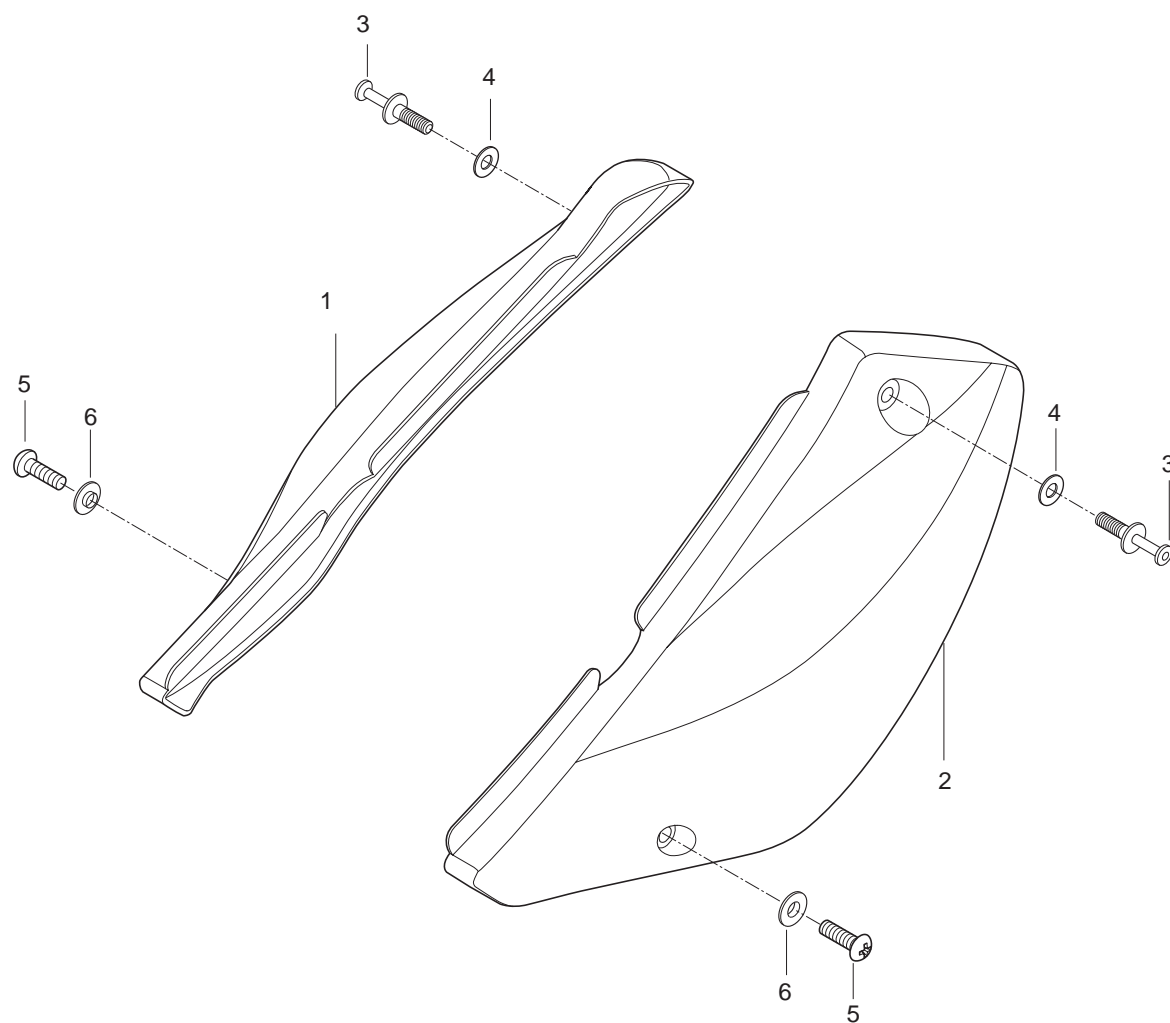
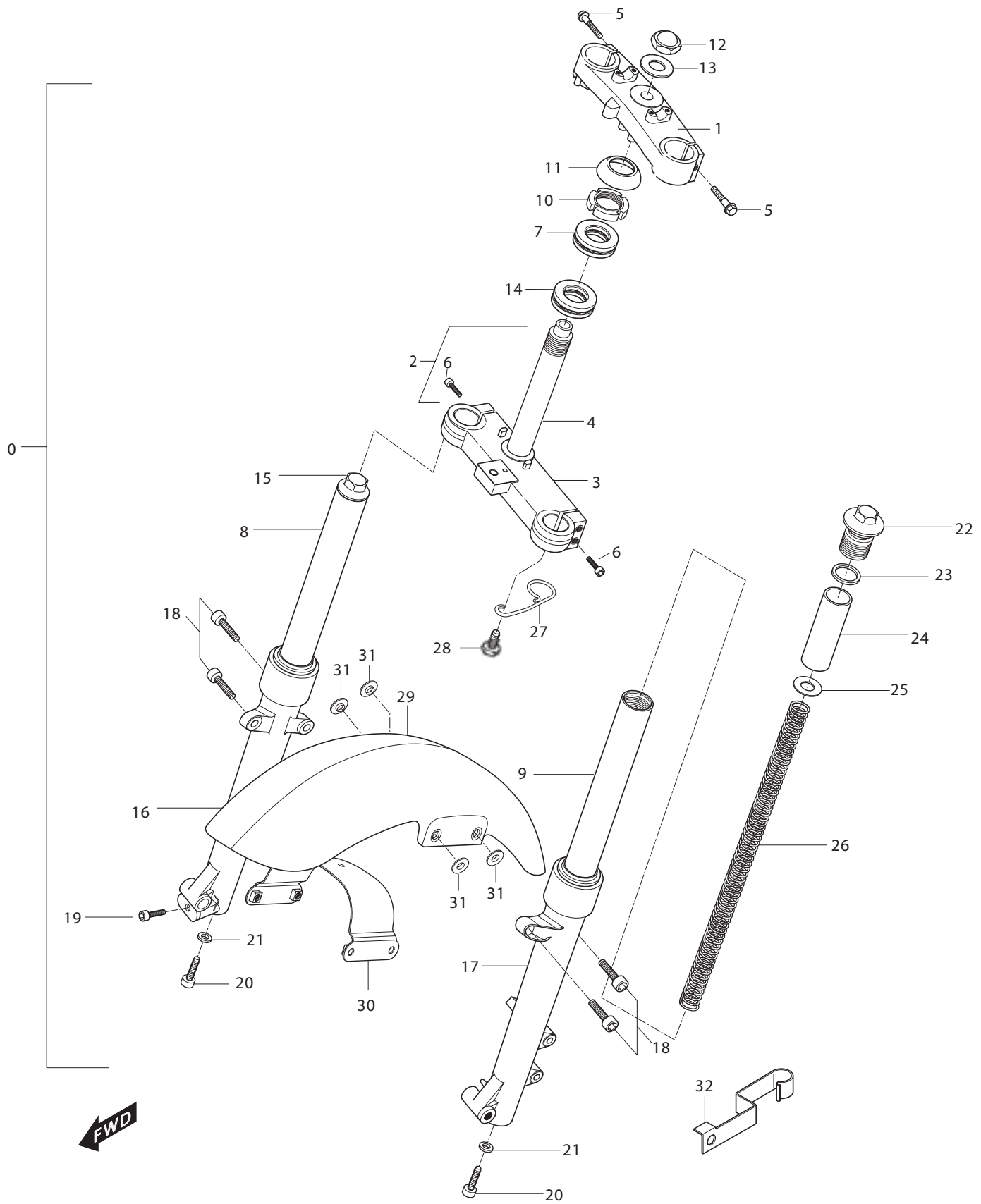


FIG 33. SIDE COVER

REF NO.	PARTS NO.					PARTS NAME	Q`TY	REMARKS	REC.Q'TY (PCS)
	SEU01	SEN01	SG01	SSA01	SS01				
1	47111HR7800	47111HR7800	47111HR7800	47111HR7800	47111HR7800	COVER, side R(0LO, 0VB)	1		
2	47211HR7800	47211HR7800	47211HR7800	47211HR7800	47211HR7800	COVER, side L(0LO, 0VB)	1		
3	47113HM8101	47113HM8101	47113HM8101	47113HM8101	47113HM8101	BOLT, luggage support	2		
3-1	47115HN9100	47115HN9100	47115HN9100	47115HN9100	47115HN9100	CAP, lugg support bolt	2		
4	08322-11088	08322-11088	08322-11088	08322-11088	08322-11088	WASHER, luggage support bolt	2		
5	02142-06166	02142-06166	02142-06166	02142-06166	02142-06166	SCREW, side cover	2		
6	09169-06034	09169-06034	09169-06034	09169-06034	09169-06034	WASHER, side cover	2		

FIG 34



## FIG 34. FRONT FORK & FENDER

REF NO.	PARTS NO.					PARTS NAME	Q'TY	REMARKS	REC.Q'TY (PCS)
	SEU01	SEN01	SG01	SSA01	SS01				
0	51100HM5400HPA	51100HM5400HPA	51100HM5400HPA	51100HM5400HPA	51100HM5400HPA	FORK ASS`Y, front	1		
1	51311HM5400121	51311HM5400121	51311HM5400121	51311HM5400121	51311HM5400121	BRACKET, front fork upper	1		
2	51410HM5400121	51410HM5400121	51410HM5400121	51410HM5400121	51410HM5400121	BRACKET COMP, front fork under	1		
3	51411HM5400	51411HM5400	51411HM5400	51411HM5400	51411HM5400	BRACKET, front fork under	1	NOT SALE	
4	51412HG5103	51412HG5103	51412HG5103	51412HG5103	51412HG5103	STEM, steering	1	NOT SALE	
5	07110-08258	07110-08258	07110-08258	07110-08258	07110-08258	BOLT, front fork upper bracket	2		
6	07110-08258	07110-08258	07110-08258	07110-08258	07110-08258	BOLT, front fork under bracket	4		
7	09265H25001	09265H25001	09265H25001	09265H25001	09265H25001	BEARING, steering lower	1		
8	51210HM5401	51210HM5401	51210HM5401	51210HM5401	51210HM5401	DAMPER ASS`Y, front fork R	1		
9	51220HM5403	51220HM5403	51220HM5403	51220HM5403	51220HM5403	DAMPER ASS`Y, front fork L	1		
10	51631-28000	51631-28000	51631-28000	51631-28000	51631-28000	NUT, steering stem	1		
11	51643HG5801	51643HG5801	51643HG5801	51643HG5801	51643HG5801	DUST SEAL, steering upper	1		
12	09159H22001	09159H22001	09159H22001	09159H22001	09159H22001	NUT, steering upper	1		
13	09160H22031	09160H22031	09160H22031	09160H22031	09160H22031	WASHER, steering upper	1		
14	09265H28001	09265H28001	09265H28001	09265H28001	09265H28001	BEARING, steering upper	1		
15	51432HG5100	51432HG5100	51432HG5100	51432HG5100	51432HG5100	BOLT, front fork upper	1	NOT SALE	
16	51420HM5401	51420HM5401	51420HM5401	51420HM5401	51420HM5401	CASE, botton R	1		
17	51520HM5401	51520HM5401	51520HM5401	51520HM5401	51520HM5401	CASE, botton L	1		
18	07110-08256	07110-08256	07110-08256	07110-08256	07110-08256	BOLT, front fender(M8×25)	4		
19	07110-08358	07110-08358	07110-08358	07110-08358	07110-08358	BOLT, ft fork clamp R (M8×35)	1		
20	07110-08256	07110-08256	07110-08256	07110-08256	07110-08256	BOLT, fork clip(M8×25)	2		
21	90544H93B00	90544H93B00	90544H93B00	90544H93B00	90544H93B00	WASHER SPACER	2		
22	51432HG5100	51432HG5100	51432HG5100	51432HG5100	51432HG5100	BOLT, front fork upper	1	NOT SALE	
23	91356HG5100	91356HG5100	91356HG5100	91356HG5100	91356HG5100	O-RING	2	NOT SALE	
24	51610HG5100	51610HG5100	51610HG5100	51610HG5100	51610HG5100	SPACER, ft fork inner	2	NOT SALE	

FIG 34

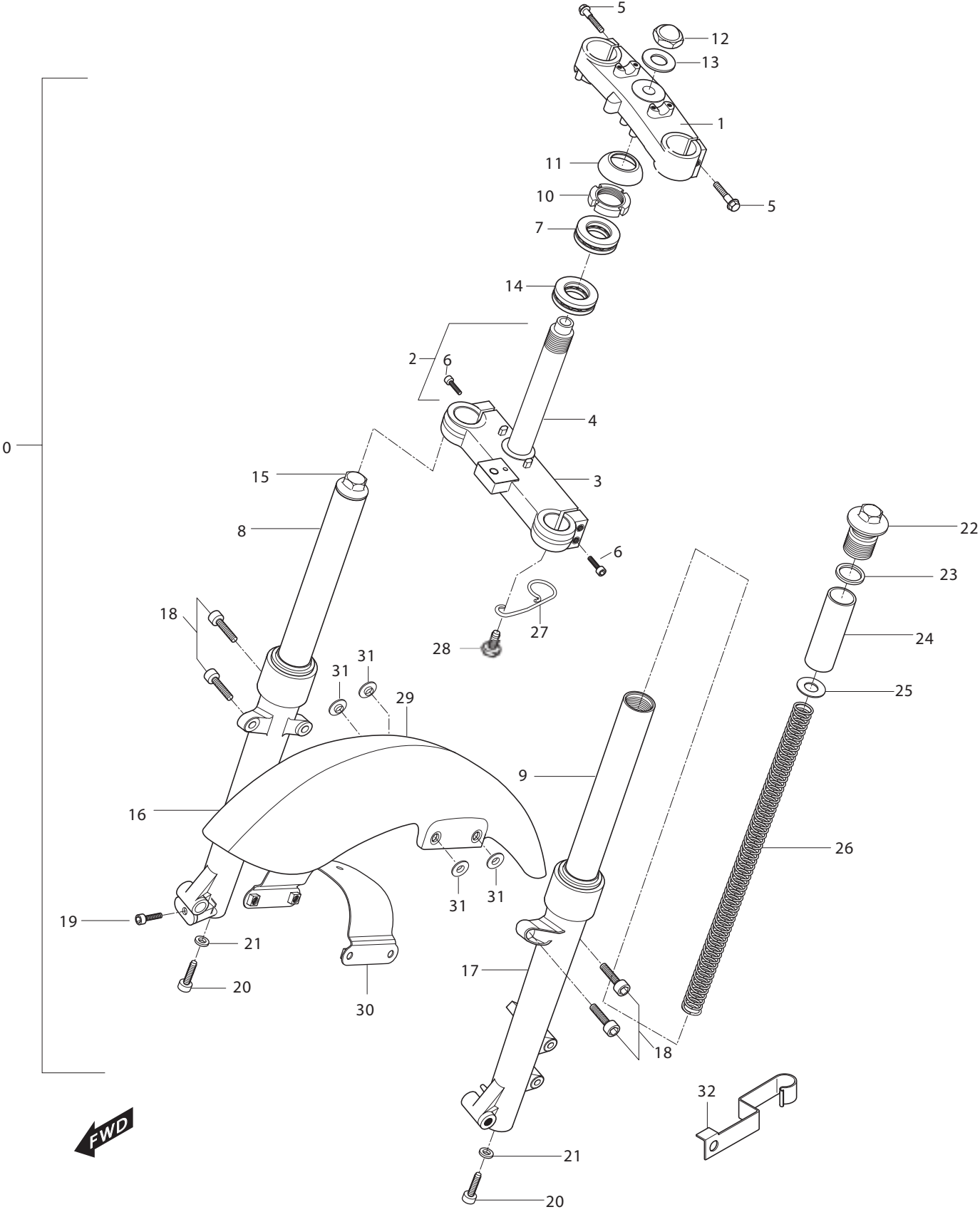
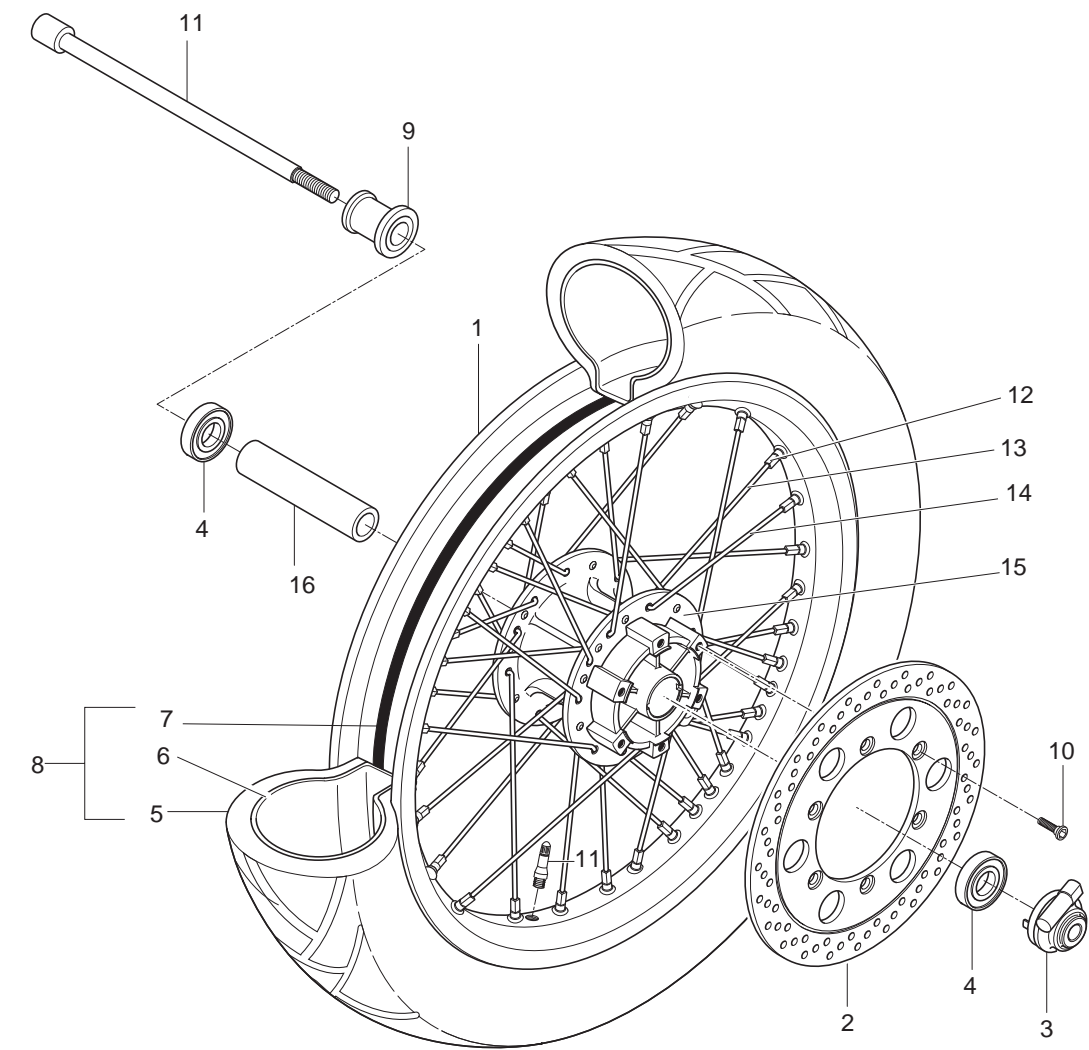


FIG 34. FRONT FORK & FENDER

REF NO.	PARTS NO.					PARTS NAME	Q`TY	REMARKS	REC.Q'TY (PCS)
	SEU01	SEN01	SG01	SSA01	SS01				
25	51402HG5100	51402HG5100	51402HG5100	51402HG5100	51402HG5100	GUIDE, spring	2	NOT SALE	
26	51401HG5100	51401HG5100	51401HG5100	51401HG5100	51401HG5100	SPRING, cushion	2	NOT SALE	
27	59266HM5400	59266HM5400	59266HM5400	59266HM5400	59266HM5400	GUIDE, F/T brake hose & cable	1		
28	02142-06126	02142-06126	02142-06126	02142-06126	02142-06126	SCREW, guide(M6×12)	1		
29	53111HM5401	53111HM5401	53111HM5401	53111HM5401	53111HM5401	FENDER, front(0LO,0VB)	1		
30	53211HM5401	53211HM5401	53211HM5401	53211HM5401	53211HM5401	BRACE, front fender	1		
31	09169-08034	09169-08034	09169-08034	09169-08034	09169-08034	WASHER, front fender	4		
32	59266HG5101	59266HG5101	59266HG5101	59266HG5101	59266HG5101	CLAMP, brake hose No1	1		
33	51240-G5100	51240-G5100	51240-G5100	51240-G5100	51240-G5100	FORK, Oil Seal	1		

FIG 35

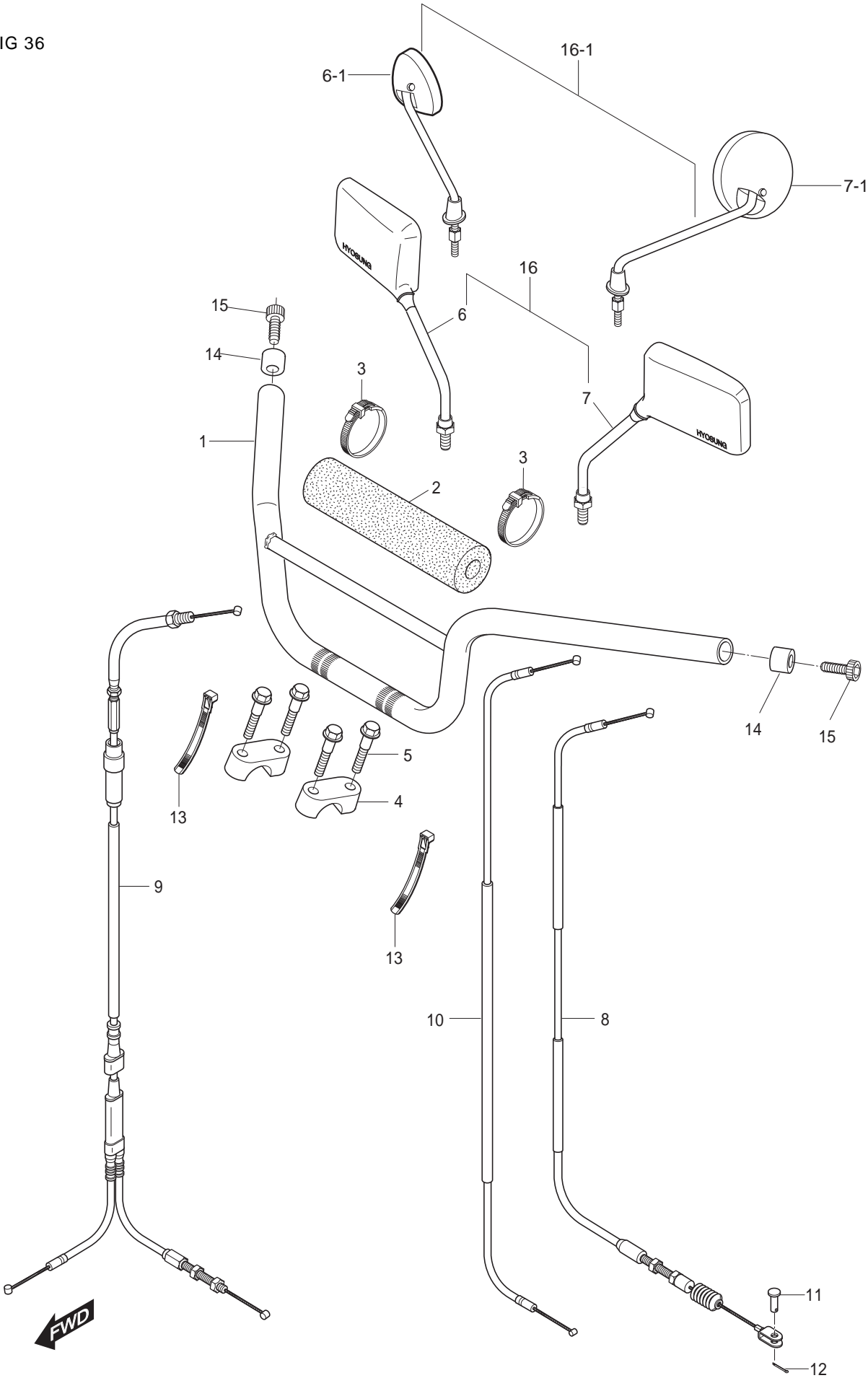


## FIG 35. FRONT WHEEL

REF NO.	PARTS NO.					PARTS NAME	Q'TY	REMARKS	REC.Q'TY (PCS)
	SEU01	SEN01	SG01	SSA01	SS01				
1	55311HM5400	55311HM5400	55311HM5400	55311HM5400	55311HM5400	RIM, front wheel(J18×MT2.50)	1		
2	59211HR7800	59211HR7800	59211HR7800	59211HR7800	59211HR7800	DISC, front brake	1		
3	54600HM5400	54600HM5400	54600HM5400	54600HM5400	54600HM5400	BOX ASS'Y speedometer gear	1		
4	08124-63027	08124-63027	08124-63027	08124-63027	08124-63027	BEARING, front hub	2		
5	55100HM5400	55100HM5400	55100HM5400	55100HM5400	55100HM5400	TIRE COMP, front(2.75 x 21 45P)	1		
6	55200HM5400	55200HM5400	55200HM5400	55200HM5400	55200HM5400	TUBE ASS'Y, front wheel inner	1		
7	55261HM5400	55261HM5400	55261HM5400	55261HM5400	55261HM5400	PROTECTOR, front wheel inner	1		
8	55101HM5400	55101HM5400	55101HM5400	55101HM5400	55101HM5400	TIRE SET, front (2.75 x 21 45P)	1	NOT SALE	
9	54750HM5400	54750HM5400	54750HM5400	54750HM5400	54750HM5400	SPACER COMP, FT axle L	1		
10	59421-03A01	59421-03A01	59421-03A01	59421-03A01	59421-03A01	BOLT, front brake	4		
11	54711HG5101	54711HG5101	54711HG5101	54711HG5101	54711HG5101	AXLE, front	1		
12	65325HM5400	65325HM5400	65325HM5400	65325HM5400	65325HM5400	NIPPLE, wheel spoke	36		
13	55321HM5400	55321HM5400	55321HM5400	55321HM5400	55321HM5400	SPOKE, front wheel inner	18		
14	55322HM5400	55322HM5400	55322HM5400	55322HM5400	55322HM5400	SPOKE, front wheel outer	18		
15	54110HM5400121	54110HM5400121	54110HM5400121	54110HM5400121	54110HM5400121	HUB, front wheel	1		
16	54731HG5100	54731HG5100	54731HG5100	54731HG5100	54731HG5100	SPACER, front hub	1		
17	54110HM5400HPA	54110HM5400HPA	54110HM5400HPA	54110HM5400HPA	54110HM5400HPA	WHEEL FT+TIRE	1		
18	54110SM5400HPA	54110SM5400HPA	54110SM5400HPA	54110SM5400HPA	54110SM5400HPA	WHEEL FT ASS'Y	1		



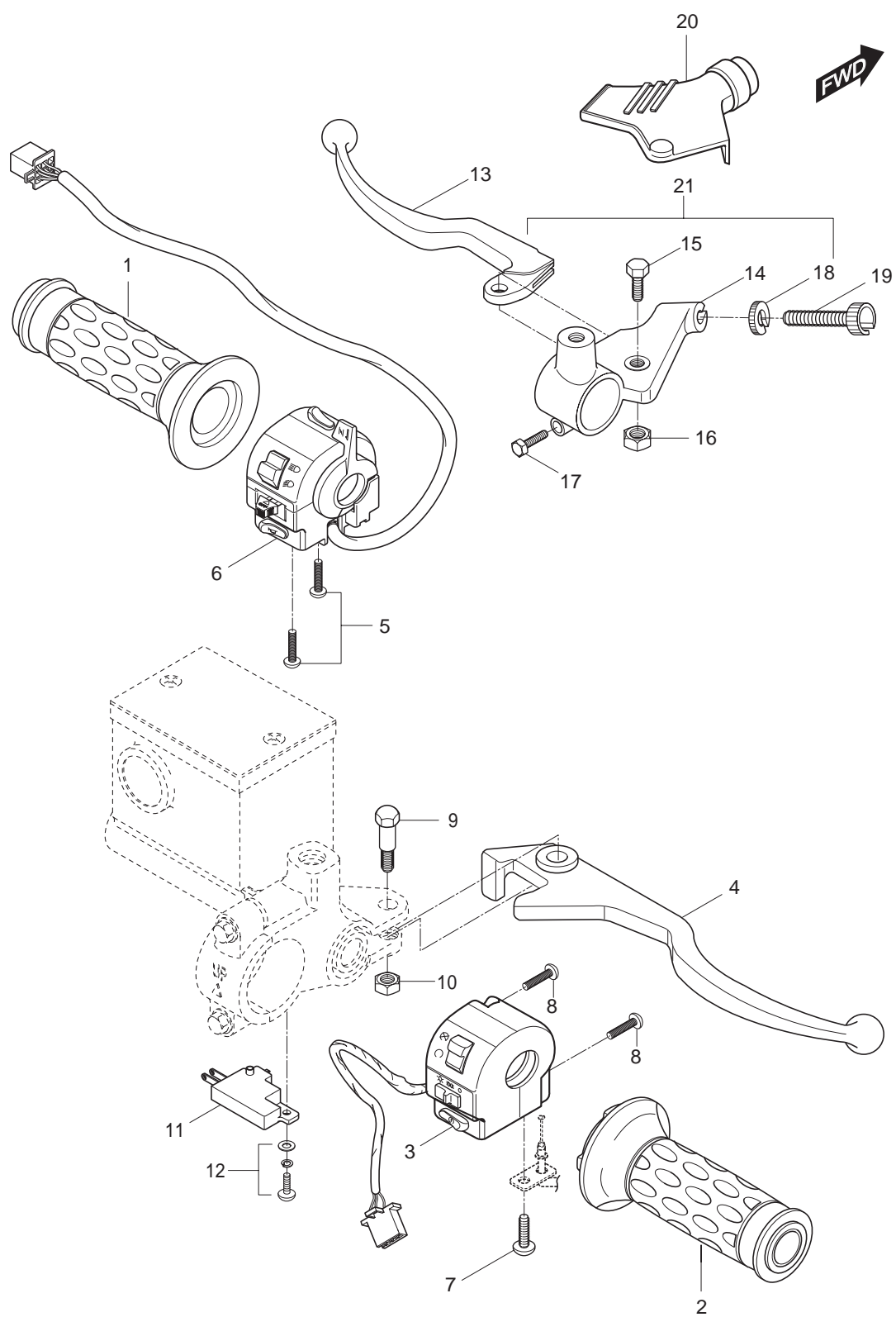
FIG 36



# FIG 36. HANDLE BAR

REF NO.	PARTS NO.					PARTS NAME	Q`TY	REMARKS	REC.Q'TY (PCS)
	SEU01	SEN01	SG01	SSA01	SS01				
1	56110HG5856PAM	56110HG5856PAM	56110HG5856PAM	56110HG5856PAM	56110HG5856PAM	HANDLE BAR COMP	1		
2	56172HM5400	56172HM5400	56172HM5400	56172HM5400	56172HM5400	PAD, crossbar	1		
3	09407-18401	09407-18401	09407-18401	09407-18401	09407-18401	BAND, crossbar pad	2		
4	56211-272A0	56211-272A0	56211-272A0	56211-272A0	56211-272A0	HOLDER, handlebar	2		
5	01517-08355	01517-08355	01517-08355	01517-08355	01517-08355	BOLT, handlebar holder	4		
6	56500HM5450	56500HM5450	56500HM5450	56500HM5450	56500HM5450	MIRROR ASS`Y, rear view R	1		
7	56600HM5450	56600HM5450	56600HM5450	56600HM5450	56600HM5450	MIRROR ASS`Y, rear view L	1		
8	58200HR7800	58200HR7800	58200HR7800	58200HR7800	58200HR7800	CABLE ASS`Y, clutch	1		
9	58300HR7800	58300HR7800	58300HR7800	58300HR7800	58300HR7800	CABLE ASS`Y, throttle	1		
10	58410HR7800	58410HR7800	58410HR7800	58410HR7800	58410HR7800	CABLE ASS`Y, starter	1		
11	09200-06004	09200-06004	09200-06004	09200-06004	09200-06004	PIN, clutch cable	1		
12	04111-20158	04111-20158	04111-20158	04111-20158	04111-20158	COTTER PIN, clutch	1		
13	09407-14403	09407-14403	09407-14403	09407-14403	09407-14403	CLAMP, handle switch harness	2		
14	56271HF4501PLA	56271HF4501PLA	56271HF4501PLA	56271HF4501PLA	56271HF4501PLA	BLANCER, handle bar	2		
15	07110-08258	07110-08258	07110-08258	07110-08258	07110-08258	BOLT, handle bar	2		
16	56501HM5400	56501HM5400	56501HM5400	56501HM5400	56501HM5400	MIRROR SET	1		

FIG 37



## FIG 37. HANDLE SWITCH

REF NO.	PARTS NO.					PARTS NAME	Q`TY	REMARKS	REC.Q'TY (PCS)
	SEU01	SEN01	SG01	SSA01	SS01				
1	57211HG5800	57211HG5800	57211HG5800	57211HG5800	57211HG5800	GRIP, L	1		
2	57110HG5803	57110HG5803	57110HG5803	57110HG5803	57110HG5803	GRIP ASS'Y throttle	1		
3	37200HM5401	37200HM5401	37200HM5401	37200HM5401	37200HM5401	SWITCH ASS`Y, handle R	1		
4	57421-13001	57421-13001	57421-13001	57421-13001	57421-13001	LEVER, brake	1		
5	02112-05455	02112-05455	02112-05455	02112-05455	02112-05455	SCREW, H/switch LH	1		
6	37400HM5400	37400HM5400	37400HM5400	37400HM5400	37400HM5400	SWITCH ASS`Y, handle L	1		
7	02112-05105	02112-05105	02112-05105	02112-05105	02112-05105	SCREW, throttle cable(M5x10)	1		
8	02112-05205	02112-05205	02112-05205	02112-05205	02112-05205	SCREW, H/switch RH	2		
9	57431H05D00	57431H05D00	57431H05D00	57431H05D00	57431H05D00	BOLT, brake lever pivot	1		
10	08319-21065	08319-21065	08319-21065	08319-21065	08319-21065	NUT, brake lever pivot	1		
11	57460-17C00	57460-17C00	57460-17C00	57460-17C00	57460-17C00	SWITCH ASS'Y stop	1		
12	02112-74108	02112-74108	02112-74108	02112-74108	02112-74108	SCREW, stop switch	1		
13	57620HG5800	57620HG5800	57620HG5800	57620HG5800	57620HG5800	CLUTCH LEVER	1		
14	57511HG5800	57511HG5800	57511HG5800	57511HG5800	57511HG5800	HOLDER, clutch lever	1		
15	57431H05D00	57431H05D00	57431H05D00	57431H05D00	57431H05D00	BOLT SET, lever	1		
16	08319-21065	08319-21065	08319-21065	08319-21065	08319-21065	NUT, brake lever pivot(M21)	1		
17	57451HG5800	57451HG5800	57451HG5800	57451HG5800	57451HG5800	CROWN BOLT	1		
18	57442H93B00	57442H93B00	57442H93B00	57442H93B00	57442H93B00	LOCK NUT	1		
19	57441H93B00	57441H93B00	57441H93B00	57441H93B00	57441H93B00	WIRE, adjuster	1		
20	57661HJ8200	57661HJ8200	57661HJ8200	57661HJ8200	57661HJ8200	COVER, clutch lever	1		
21	57500HG5800	57500HG5800	57500HG5800	57500HG5800	57500HG5800	LEVER ASS`Y, clutch	1		

FIG 38

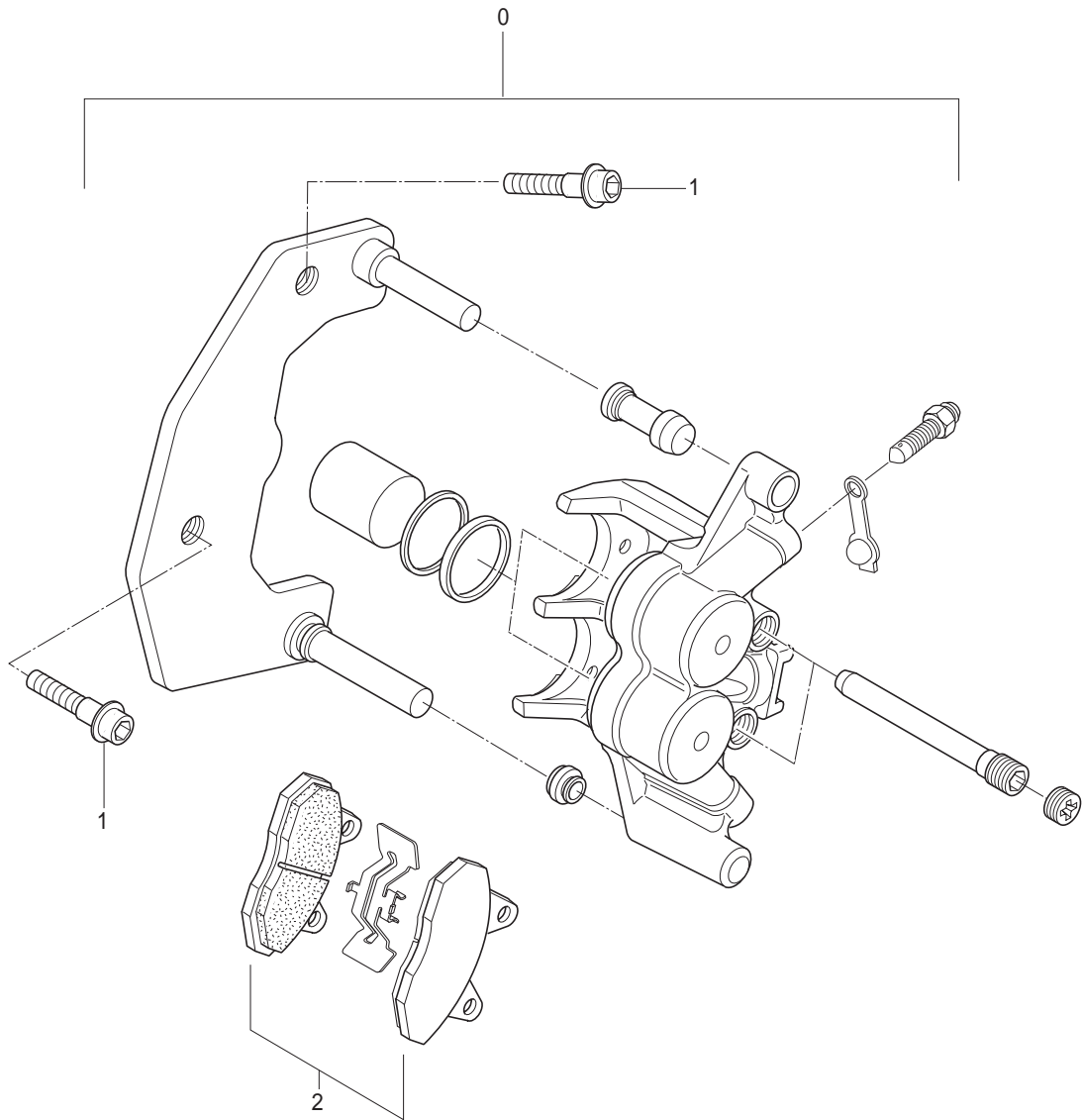


FIG 38. CALIPER

REF NO.	PARTS NO.					PARTS NAME	Q'TY	REMARKS	REC.Q'TY (PCS)
	SEU01	SEN01	SG01	SSA01	SS01				
0	59300HR7800	59300HR7800	59300HR7800	59300HR7800	59300HR7800	CALIPER ASS`Y, front	1		
1	01517-08508	01517-08508	01517-08508	01517-08508	01517-08508	BOLT, caliper	2		
2	59300HG5800	59300HG5800	59300HG5800	59300HG5800	59300HG5800	PAD SET	1		
2-A	59301HP9500	59301HP9500	59301HP9500	59301HP9500	59301HP9500	PAD SET(8.4t)	1		

FIG 39

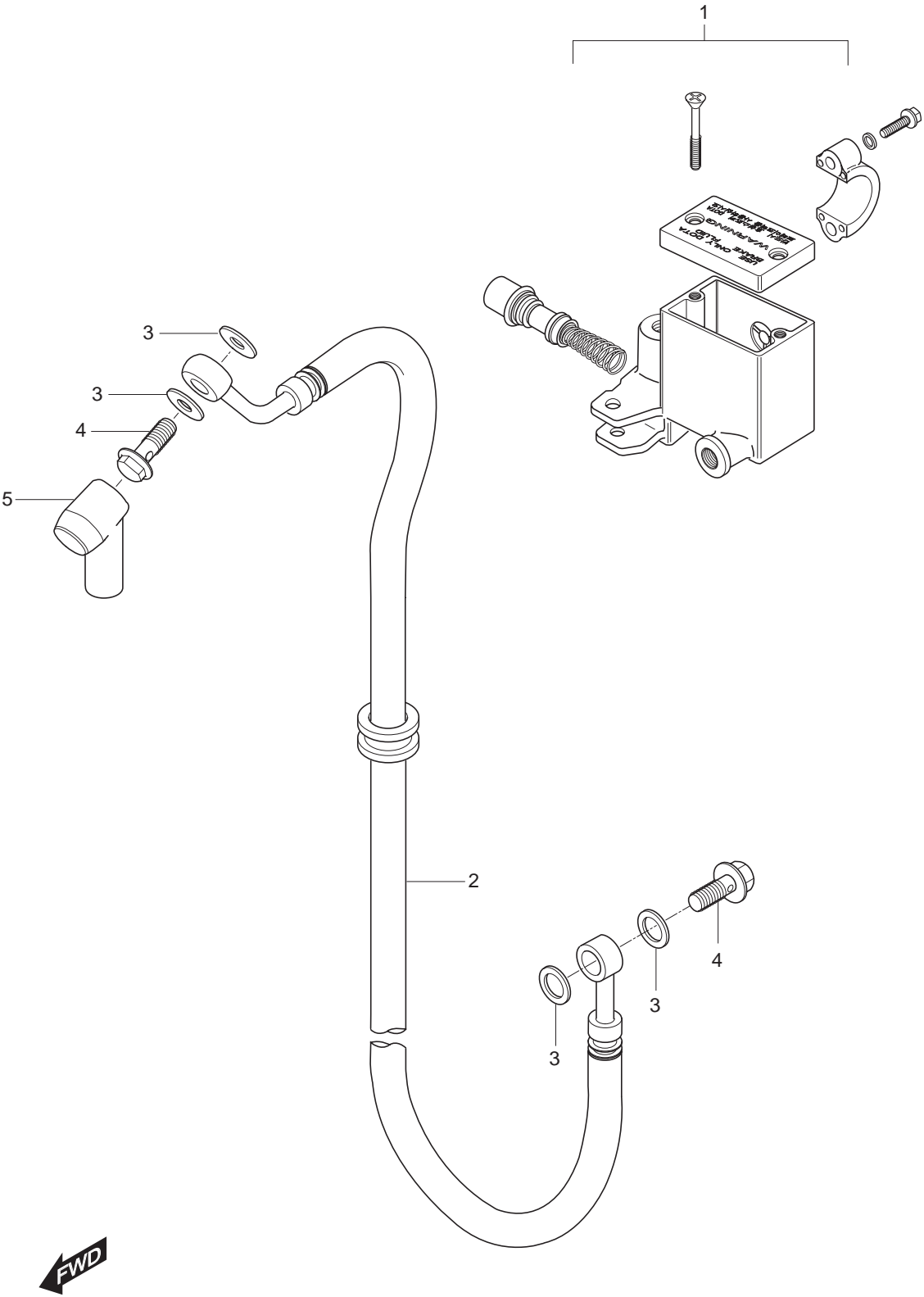
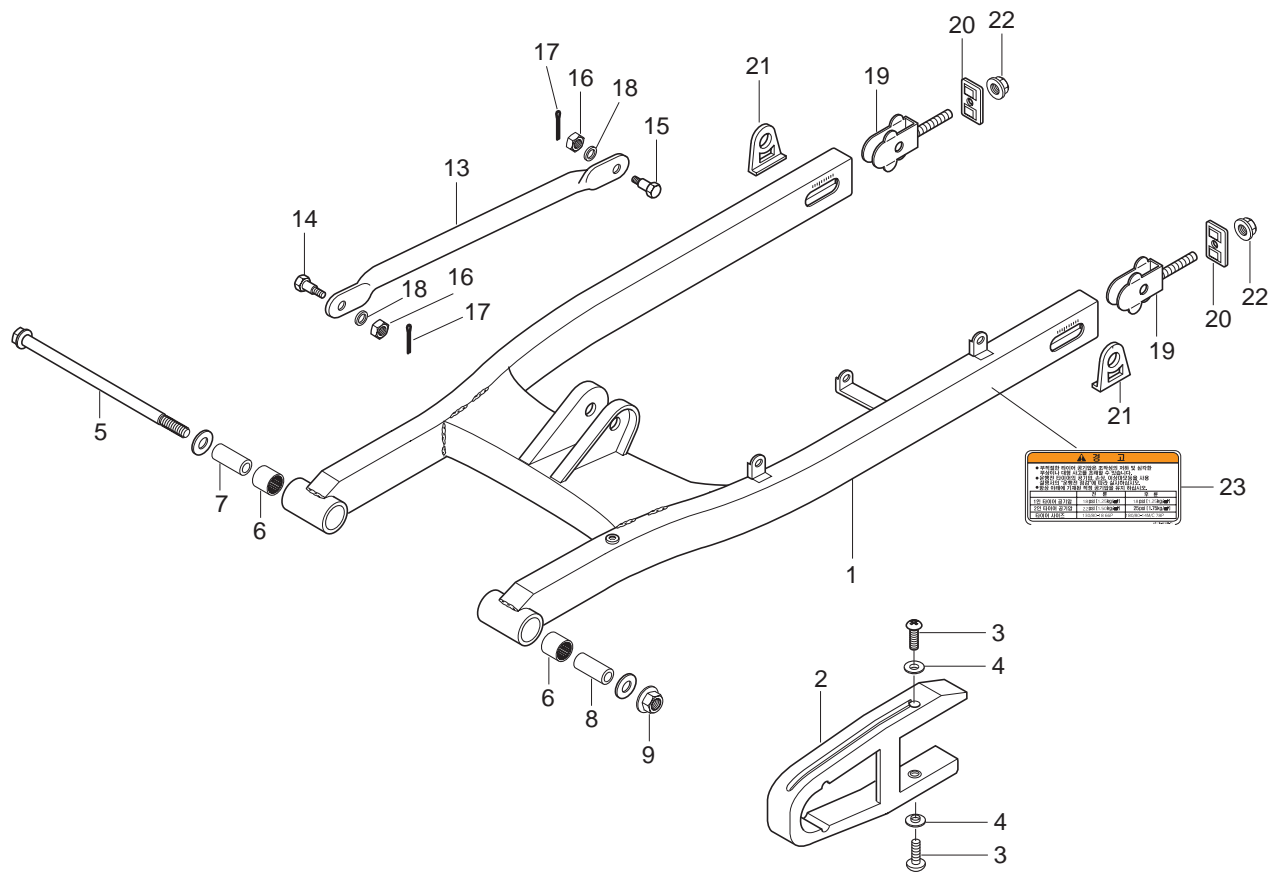


FIG 39. MASTER CYLINDER & BRAKE HOSE

REF NO.	PARTS NO.					PARTS NAME	Q`TY	REMARKS	REC.Q'TY (PCS)
	SEU01	SEN01	SG01	SSA01	SS01				
1	59600-35C03	59600-35C03	59600-35C03	59600-35C03	59600-35C03	CYLINDER ASS`Y, front master	1		
2	59480HM5402	59480HM5402	59480HM5402	59480HM5402	59480HM5402	HOSE COMP, front brake	1		
3	09161-10005	09161-10005	09161-10005	09161-10005	09161-10005	WASHER, brake fluid	4		
4	09360-10039	09360-10039	09360-10039	09360-10039	09360-10039	BOLT, brake hose	2		
5	59711H49002	59711H49002	59711H49002	59711H49002	59711H49002	BOOT, master cylinder	1		



FIG 40



## FIG 40. REAR SWINGARM

REF NO.	PARTS NO.					PARTS NAME	Q'TY	REMARKS	REC.Q'TY (PCS)
	SEU01	SEN01	SG01	SSA01	SS01				
1	61100HM5408PAM	61100HM5408PAM	61100HM5408PAM	61100HM5408PAM	61100HM5408PAM	SWINGARM COMP, rear			
2	61273HG5802	61273HG5802	61273HG5802	61273HG5802	61273HG5802	BUFFER, chain touch defense	1		
3	02142-06165	02142-06165	02142-06165	02142-06165	02142-06165	BOLT, chain touch defense buffer	2		
4	09169H06011	09169H06011	09169H06011	09169H06011	09169H06011	WASHER, chain touch defense buffer	2		
5	61211HM5400	61211HM5400	61211HM5400	61211HM5400	61211HM5400	SHAFT, rear swingarm pivot	1		
6	09263-20073	09263-20073	09263-20073	09263-20073	09263-20073	BEARING, rear swingarm pivot	2		
7	09180H14004	09180H14004	09180H14004	09180H14004	09180H14004	SPACER, rear swingarm pivot R	1		
8	09180H14005	09180H14005	09180H14005	09180H14005	09180H14005	SPACER, rear swingarm pivot L	1		
9	09159H14008	09159H14008	09159H14008	09159H14008	09159H14008	NUT, rear swingarm pivot	1		
10	09283-20031	09283-20031	09283-20031	09283-20031	09283-20031	SEAL, rear cushion rod	2	NOT SALE	
11	09263H20002	09263H20002	09263H20002	09263H20002	09263H20002	BEARING, rear cushion rod	2	NOT SALE	
12	09180H14001	09180H14001	09180H14001	09180H14001	09180H14001	SPACER, rear cushion rod	1	NOT SALE	
13	64310HM5401	64310HM5401	64310HM5401	64310HM5401	64310HM5401	TORQUE LINK COMP, rear	1		
14	09111-08012	09111-08012	09111-08012	09111-08012	09111-08012	BOLT, rear torque link front	1		
15	09111-08013	09111-08013	09111-08013	09111-08013	09111-08013	BOLT, rear torque link rear	1		
16	09140-08008	09140-08008	09140-08008	09140-08008	09140-08008	NUT, rear torque link	2		
17	04111-20208	04111-20208	04111-20208	04111-20208	04111-20208	COTTER PIN, rear torque link	2		
18	08321-31088	08321-31088	08321-31088	08321-31088	08321-31088	WASHER, rear torque link	2		
19	61410HM5400	61410HM5400	61410HM5400	61410HM5400	61410HM5400	ADJUSTER COMP, chain	2		
20	61421HG5800	61421HG5800	61421HG5800	61421HG5800	61421HG5800	PLATE, chain adjuster guide	2		
21	64712HM5400	64712HM5400	64712HM5400	64712HM5400	64712HM5400	WASHER, chain adjuster	2		
22	08319-31088	08319-31088	08319-31088	08319-31088	08319-31088	NUT, chain adjuster	2		
23	68320HM5450PL	68320HM5450PL	68320HM5460PL	68320HM5450PL	68320HM5480PL	LABEL, chain case	1		

FIG 41

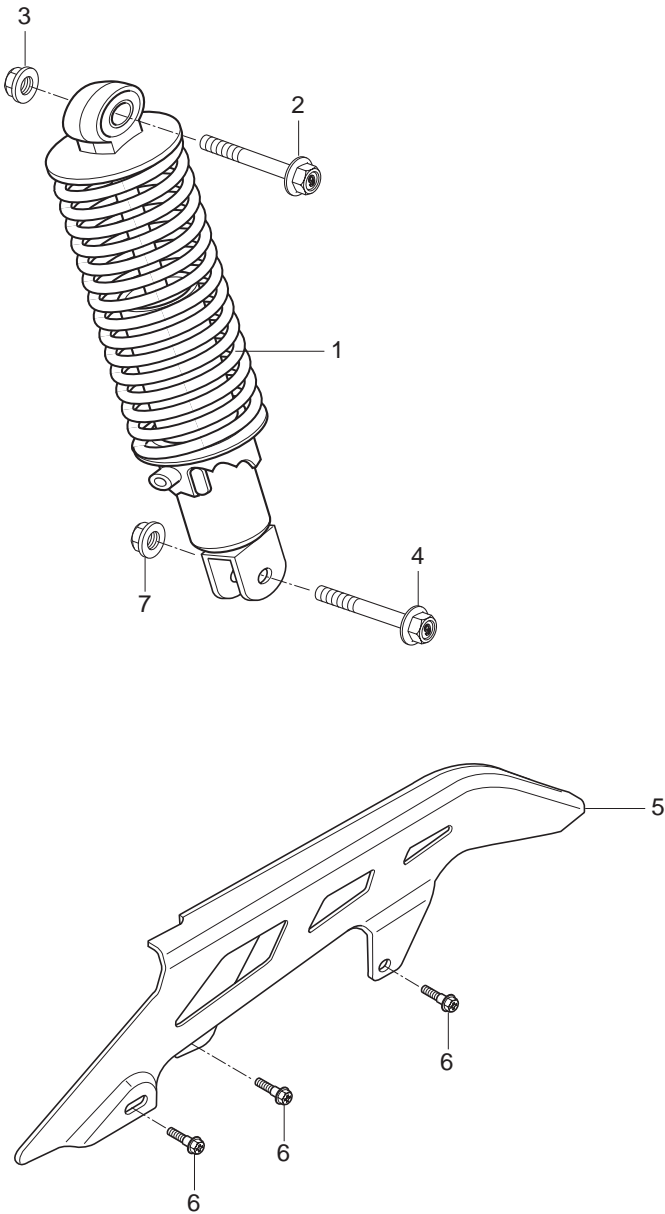
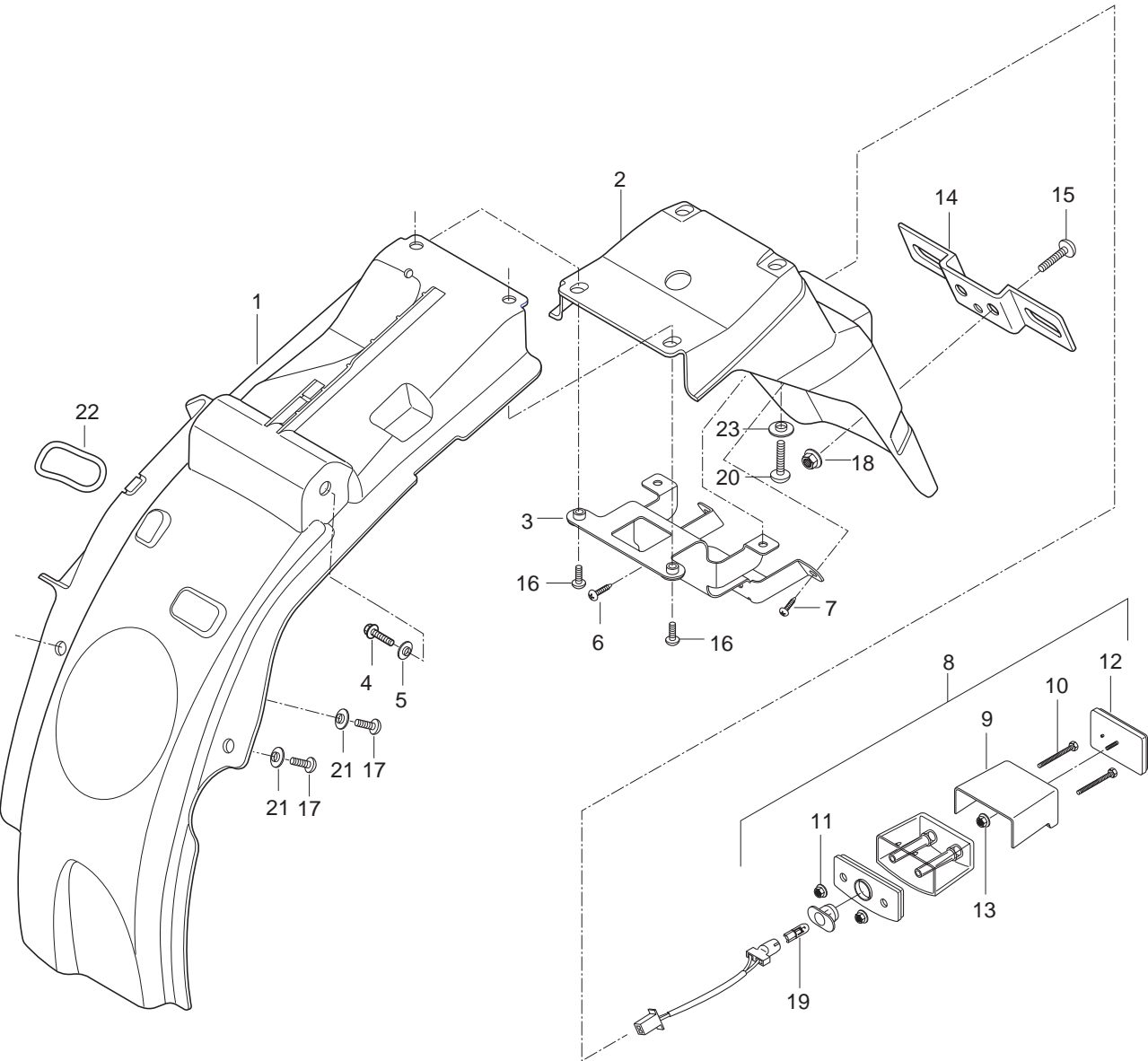


FIG 41. REAR SHOCK ABSORBER

REF NO.	PARTS NO.					PARTS NAME	Q`TY	REMARKS	REC.Q'TY (PCS)
	SEU01	SEN01	SG01	SSA01	SS01				
1	62100HM5404	62100HM5404	62100HM5404	62100HM5404	62100HM5404	SHOCK ABSORBER ASS`Y, rear	1		
2	09103H10101	09103H10101	09103H10101	09103H10101	09103H10101	BOLT, rear shock absorber upper	1		
3	08319-31108	08319-31108	08319-31108	08319-31108	08319-31108	NUT, rear shock absorber upper(M10)	1		
4	09103H10101	09103H10101	09103H10101	09103H10101	09103H10101	BOLT, rear shock absorber lower	1		
5	61311HG5802	61311HG5802	61311HG5802	61311HG5802	61311HG5802	CHAIN CASE	1		
6	09111H06066	09111H06066	09111H06066	09111H06066	09111H06066	BOLT, chain case	3		
7	08319-31108	08319-31108	08319-31108	08319-31108	08319-31108	NUT, rear shock absorber lower	1		

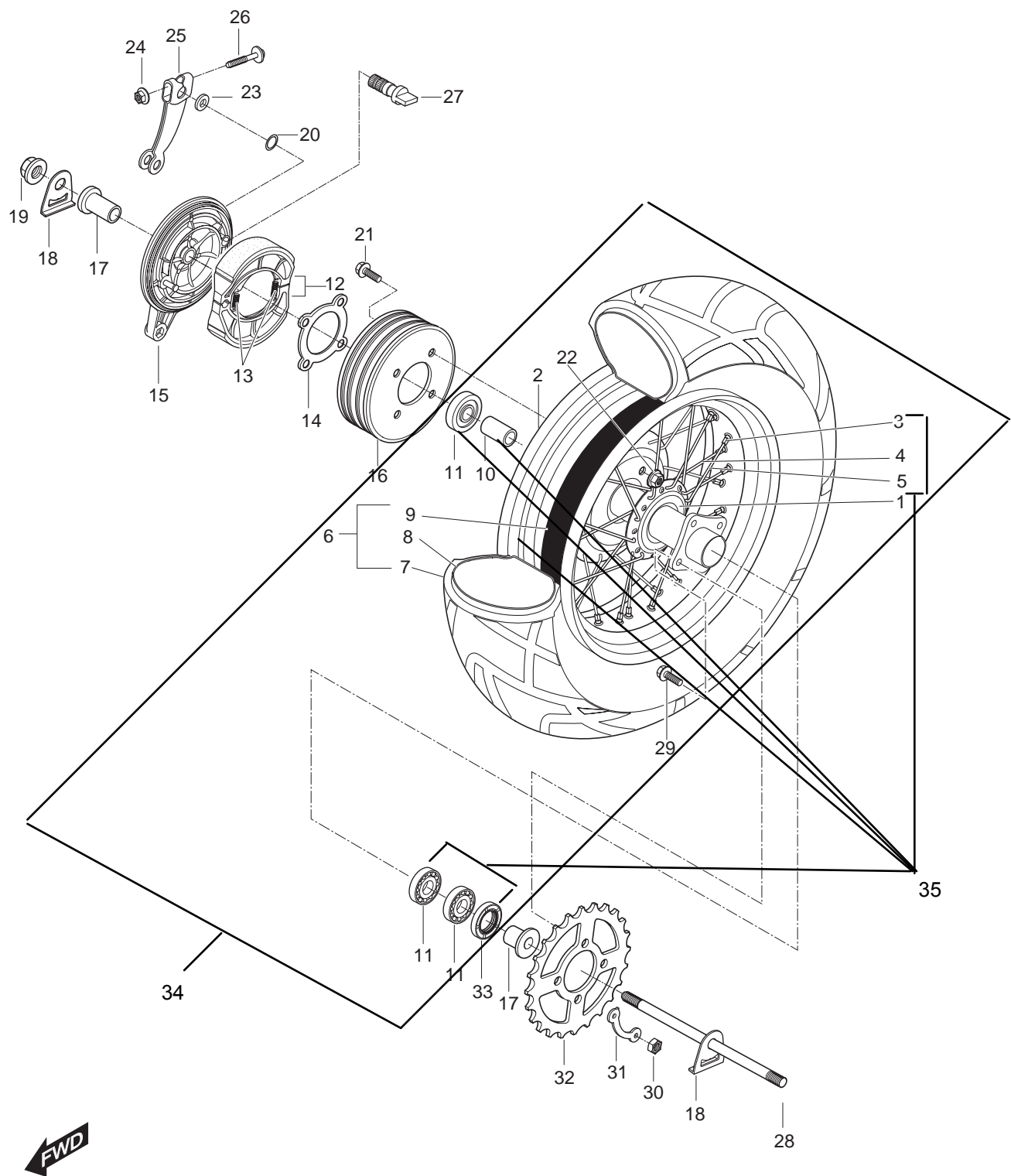
FIG 42



## FIG 42. REAR FENDER

REF NO.	PARTS NO.					PARTS NAME	Q`TY	REMARKS	REC.Q'TY (PCS)
	SEU01	SEN01	SG01	SSA01	SS01				
1	63112HM5402	63112HM5402	63112HM5402	63112HM5402	63112HM5402	REAR FENDER, front	1		
2	63113HR7800HPA	63113HR7800HPA	63113HR7800HPA	63113HR7800HPA	63113HR7800HPA	REAR FENDER, rear	1		
3	63120HM5400	63120HM5400	63120HM5400	63120HM5400	63120HM5400	BRACE COMP, RR fender	1		
4	01517-08168	01517-08168	01517-08168	01517-08168	01517-08168	BOLT, seat rear(M8×16)	2		
5	08322-11088	08322-11088	08322-11088	08322-11088	08322-11088	SCREW, rear fender front	2		
6	02142-06166	02142-06166	02142-06166	02142-06166	02142-06166	SCREW, brace & RR combi	2		
7	02142-06126	02142-06126	02142-06126	02142-06126	02142-06126	SCREW, brace & RR fender RR	2		
8	35910HM5400	35910HM5400	35910HM5400	35910HM5400	35910HM5400	LAMP ASS`Y, license	1		
9	35915HG5800	35915HG5800	35915HG5800	35915HG5800	35915HG5800	COVER, license lamp	1		
10	01107-05605	01107-05605	01107-05605	01107-05605	01107-05605	BOLT, license lamp	2		
11	08316-26055	08316-26055	08316-26055	08316-26055	08316-26055	NUT, license lamp	2		
12	35970-17303	35970-17303	35970-17303	35970-17303	35970-17303	REFLEX REFLECTOR ASS`Y, rear	1		
13	08316-26055	08316-26055	08316-26055	08316-26055	08316-26055	NUT, rear reflex reflector	1		
14	35927H44430	35927H44430	35927H44430	35927H44430	35927H44430	BRACKET, license plate	1		
15	02142-06165	02142-06165	02142-06165	02142-06165	02142-06165	SCREW, license plate bracket	2		
16	02142-06206	02142-06206	02142-06206	02142-06206	02142-06206	SCREW, brace RR fender RR	2		
17	02142-06166	02142-06166	02142-06166	02142-06166	02142-06166	SCREW, rear fender front	2		
18	08316-16068	08316-16068	08316-16068	08316-16068	08316-16068	NUT, license plate bracket	2		
19	09471-12210	09471-12210	09471-12210	09471-12210	09471-12210	BOLT, seat rear	1	NOT SALE	
20	02142-06166	02142-06166	02142-06166	02142-06166	02142-06166	SCREW, rear fender rear	2		
21	09169-06032	09169-06032	09169-06032	09169-06032	09169-06032	WASHER, rear fender front	2		
22	09280-63003	09280-63003	09280-63003	09280-63003	09280-63003	O-RING, tool bag	1		
23	09169-06032	09169-06032	09169-06032	09169-06032	09169-06032	WASHER, rear fender rear	2		

FIG 43



## FIG 43. REAR WHEEL

REF NO.	PARTS NO.					PARTS NAME	Q'TY	REMARKS	REC.Q'TY (PCS)
	SEU01	SEN01	SG01	SSA01	SS01				
1	64110HM5402PAM	64110HM5402PAM	64110HM5402PAM	64110HM5402PAM	64110HM5402PAM	HUB COMP, rear	1		
2	65311HM5400	65311HM5400	65311HM5400	65311HM5400	65311HM5400	RIM, rear wheel (MT4.50X14M/C)	1		
3	65325HM5400	65325HM5400	65325HM5400	65325HM5400	65325HM5400	NIPPLE, wheel spoke	36		
4	65321HM5400	65321HM5400	65321HM5400	65321HM5400	65321HM5400	SPOKE, rear wheel R inner	9		
5	65322HM5400	65322HM5400	65322HM5400	65322HM5400	65322HM5400	SPOKE, rear wheel outer	9		
6	65401HM5400	65401HM5400	65401HM5400	65401HM5400	65401HM5400	TIRE SET, rear (180/80-14 M/C78P)	1	NOT SALE	
7	65100HM5400	65100HM5400	65100HM5400	65100HM5400	65100HM5400	TIRE ASS'Y rear wheel inner	1		
8	65200HM5400	65200HM5400	65200HM5400	65200HM5400	65200HM5400	RUBE COMP, rear	1		
9	65261HM5400	65261HM5400	65261HM5400	65261HM5400	65261HM5400	PROTECTOR, rear wheel inner	1		
10	64730HM5400	64730HM5400	64730HM5400	64730HM5400	64730HM5400	SPACER, COMP, rear hub bearing	1		
11	08133-62037	08133-62037	08133-62037	08133-62037	08133-62037	BEARING, rear hub R/L	3		
12	64400S93B03	64400S93B03	64400S93B03	64400S93B03	64400S93B03	SHOE COMP, brake	1		
13	09443H08025	09443H08025	09443H08025	09443H08025	09443H08025	SPRING, rear brake shoe	2		
14	64621HM5402	64621HM5402	64621HM5402	64621HM5402	64621HM5402	PLATE COMP, rear drum	1		
15	64200HM5402	64200HM5402	64200HM5402	64200HM5402	64200HM5402	PANEL COMP, rear brake anchor	1		
16	64610HM5403121	64610HM5403121	64610HM5403121	64610HM5403121	64610HM5403121	DRUM COMP, rear hub R	1		
17	64751HM5400	64751HM5400	64751HM5400	64751HM5400	64751HM5400	SPACER, rear axle R/L	1		
18	64712HM5400	64712HM5400	64712HM5400	64712HM5400	64712HM5400	WASHER, chain adtuster	2		
19	09159H16002	09159H16002	09159H16002	09159H16002	09159H16002	NUT, rear axle	1		
20	09280-14003	09280-14003	09280-14003	09280-14003	09280-14003	O-RING, rear brake cam	1		
21	09119H08060	09119H08060	09119H08060	09119H08060	09119H08060	BOLT, rear hub plate	4		
22	08319-31088	08319-31088	08319-31088	08319-31088	08319-31088	WASHER, rear brake cam dust seal	4		
23	09160H14001	09160H14001	09160H14001	09160H14001	09160H14001	WASHER, rear sprocket	1		
24	08316-16068	08316-16068	08316-16068	08316-16068	08316-16068	NUT, rear brake cam lever	1		
25	64451-38210	64451-38210	64451-38210	64451-38210	64451-38210	LEVER, rear brake cam	1		
26	01517-06358	01517-06358	01517-06358	01517-06358	01517-06358	BOLT, rear brake cam lever	1		
27	54441-29306	54441-29306	54441-29306	54441-29306	54441-29306	CAM, rear brake	1		
28	64711HM5400	64711HM5400	64711HM5400	64711HM5400	64711HM5400	AXLE, rear	1		
29	09105H08060	09105H08060	09105H08060	09105H08060	09105H08060	BOLT, rear sprocket	4		
30	08310-11088	08310-11088	08310-11088	08310-11088	08310-11088	NUT, rear sprocket	4		
31	09169-08012	09169-08012	09169-08012	09169-08012	09169-08012	WASHER, rear sprocket	2		
32	64511HM5400	64511HM5400	64511HM5400	64511HM5400	64511HM5400	SPROCKET, rear 48T	1		
33	09285-250A1	09285-250A1	09285-250A1	09285-250A1	09285-250A1	OIL SEAL, rear hub bearing R	1		
34	64110HM5402HPA	64110HM5402HPA	64110HM5402HPA	64110HM5402HPA	64110HM5402HPA	WHEEL REAR+TIRE	1		
35	64110SM5402HPA	64110SM5402HPA	64110SM5402HPA	64110SM5402HPA	64110SM5402HPA	WHEEL REAR	1		