

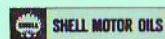
# V7 SPORT

---

## SPARE PARTS CATALOGUE



## MOTO GUZZI



---

**SEIMM****SOCIETÀ ESERCIZIO INDUSTRIE MOTOMECCANICHE S.p.A.**

Capitale sociale: L. 2.000.000.000 Interamente versato

Sede legale: Milano

Registro Imprese Milano N. 130902

Direzione e Stabilimenti: 22054 Mandello del Lario (CO)

Telefoni: 71112 e 72512 (8 linee urbane)

Telegrammi: SEIMM MANDELLOLARIO

Telex: 38095 SEIMM

**MOTO GUZZI**

---

**C.C.I.A.A. Milano N. 722044 - Como N. 117437 ■ C.C. Postale Como N. 18/4226 ■ Posizione Commercio Estero M 986753****V7  
SPORT****SPARE PARTS CATALOGUE****JANUARY 1973 - 1st EDITION**

## CONDITIONS OF SALE

- SALES** — All spare parts supplies are subject to goods availability at the time the order is received.
- PRICES** — All prices appearing in the official price list are net ex-factory prices. Any tax or charge inherent to the buying and selling transaction shall be entirely on the buyers.
- DELIVERY AND SHIPMENT** — Moto Guzzi shall not be held liable for any delayed delivery.  
Any indicated time is only informative and not binding.  
All goods travel at buyers' risk, including C.O.D. deliveries.
- DISTRIBUTORS** — Any order obtained by the Distributor shall not be binding on Moto Guzzi who reserves the right to decide its execution or not.
- CLAIMS** — Any claim for parts received in a damaged condition, not corresponding to the order, or short supplied is to be made within 8 days from the receipt of such parts.
- LIABILITY** — Moto Guzzi shall not be held responsible for any damages to persons or property arising out from the use of its products, even if such damages be caused by structural or machining defects of the material supplied.

## HOW TO ORDER

All orders should contain the following information:

- Transport means required
- Engine number of machine
- Description of part and part number
- Quantity.

**All original Moto Guzzi parts are stamped with the registered trade mark and may be obtained from the general distributors or the officially appointed Moto Guzzi dealers.**




Fig. 1 - Right view




Fig. 2 - Left view



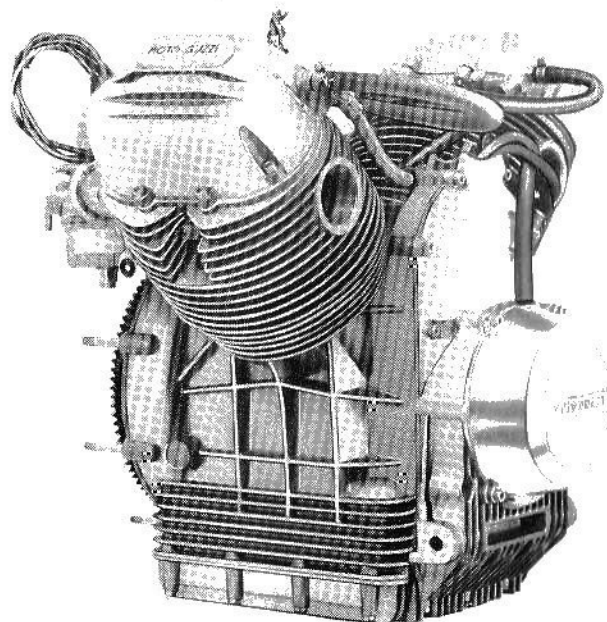


Fig. 3 - Engine

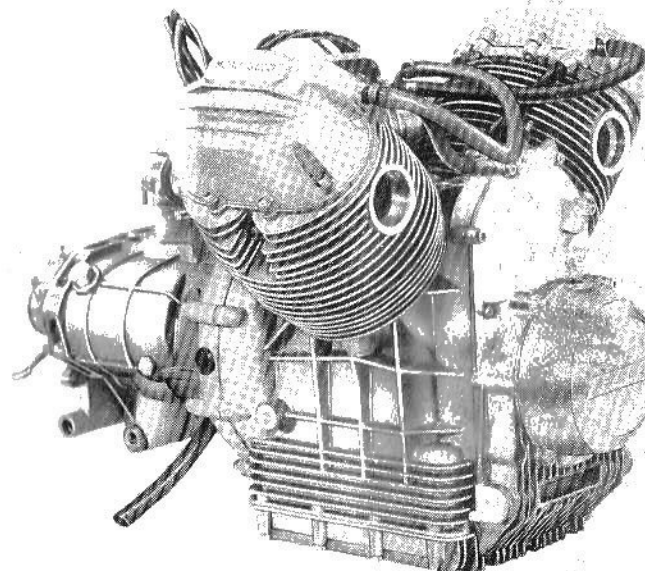


Fig. 4 - Engine complete with gearbox

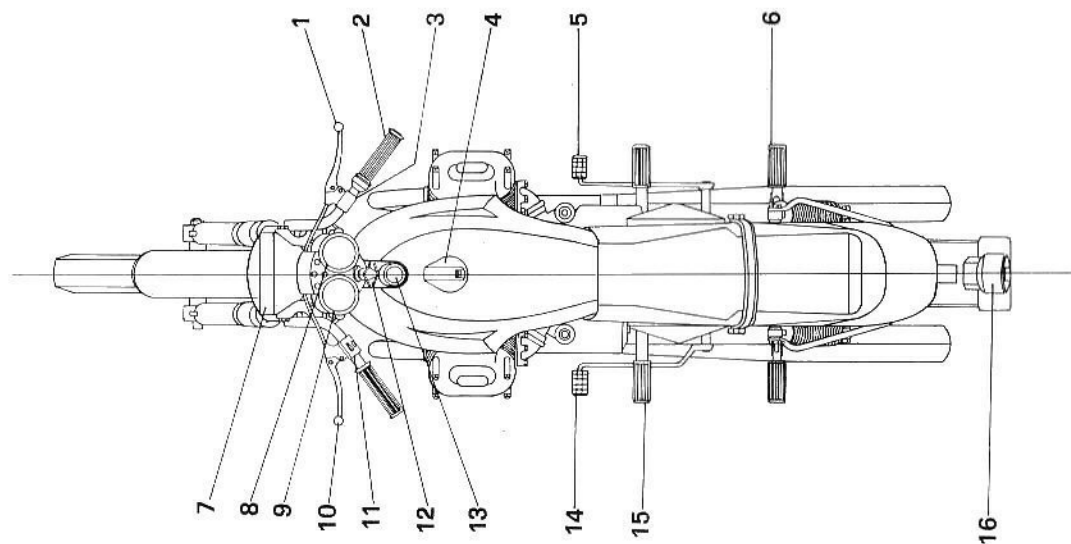


Fig. 5

## CONTROLS AND ACCESSORIES

- 1 - Front brake lever
- 2 - Throttle control grip
- 3 - Starter button
- 4 - Fuel filler cap
- 5 - Gearshift lever
- 6 - Passenger footrests
- 7 - Headlight
- 8 - Speedometer
- 9 - Rev-counter
- 10 - Clutch lever
- 11 - Light switch and horn button
- 12 - Steering damper knob
- 13 - Ignition key switch
- 14 - Rear brake pedal
- 15 - Footrests
- 16 - Tail light

## MAIN FEATURES

### ENGINE

Cycle	:	four-stroke
Number of cylinders	:	2
Cylinder position	:	« V », 90°
Bore	:	82.5 mm
Stroke	:	70 mm
Total displacement	:	748.4 cc. (45.66 cu.in.)
Compression ratio	:	9.8 to 1
Revs at maximum engine speed	:	7000 r.p.m.
Output at maximum engine speed	:	72 HP SAE
Crankcase	:	in light alloy
Cylinders	:	in light alloy with hard chromed barrels
Cylinder heads	:	in light alloy, hemispherical, with special cast iron inserted seats
Crankshaft	:	steel construction
Crankshaft journals	:	in AL-TIN alloy, pressed in suitable housings
Connecting rods	:	steel construction with AL-TIN alloy thin wall bearings
Pistons	:	in light alloy

### Valve gear

O.H.V., push rod operated via the camshaft in the crankcase and gear driven by the crankshaft.

#### Inlet:

- opens 40° before TDC
- closes 70° after BDC

#### Exhaust:

- opens 63° before BDC
- closes 29° after TDC

#### Rocker clearance for valve timing:

- 0.6 mm (.023")

#### Normal rocker clearance (cold engine):

- inlet 22 mm (.86")
- exhaust 22 mm (.86").

### Carburation

2 Dell'Orto carburetors type VHB 30 CD (right) and VHB 30 CS (left) both gravity fed from the tank through an electrovalve located under the tank or from a reserve tap on the right in case of an emergency.

### Standard carburettor setting

Choke	:	30 mm
Throttle slide	:	40
Atomizer	:	265
Main jet	:	142
Idling jet	:	50
Easy start atomizer	:	80
Needle jet	:	V9 (2nd notch from top)
Float	:	10 grams (.35 oz.)

Idling screw open from 2 to 2½ turns for the left carburettor. Open from 2¼ to 2¾ turns for the right carburetor.

### Lubrication

Pressure, by gear pump driven by the crankshaft. Oil strainer in crankcase. Normal lubricating pressure 3.8-4.2 kgs/sq.cm (45-60 lbs/sq.in.) controlled by relief valve. Electrically controlled oil pressure gauge.

### Cooling

By air. Cylinder and cylinder head are deeply finned.

### Ignition

By battery with twin contact breaker and automatic advance.

- Initial advance: 13°
- Automatic advance: 26°
- Full advance: 39° ± 1°.

Contact breaker gap: 0.37-0.43 mm (.014-.016").

### Spark plugs

Marelli CW 240 L or equivalent: points gap: 0.6 mm (.023").

Marelli CW 275 L - Lodge 4 HLND - Champion n. 3 or equivalent. Points gap: 0.5 mm (.019").



### Engine starting

Electric starter with electromagnetic ratchet control. Ring gear bolted on flywheel. Operated by starter button or ignition key.  
Starter motor-crankshaft ratio: 1 : 12 (8/96).

### Exhaust system

Dual exhaust pipes and mufflers.

## TRANSMISSIONS

### Clutch

Twin driven plates, dry type, flywheel driven. Controlled by lever from the left handlebar.

### Gearbox

Five speeds, frontal engagement. Constant mesh gears. Cush drive incorporated. Separate box bolted on crankcase, positive operation from the R/H side of the machine.

Engine-gearbox ratio: 1 to 1,235 (17-21)

Internal gear ratios:

— low gear	1 to 2	(14-18)
— 2nd gear	1 to 1,388	(18-25)
— 3rd gear	1 to 1,047	(21-22)
— 4th gear	1 to 0,869	(23-20)
— high gear	1 to 0,750	(24-18)

### Secondary drive

By constant speed double joint cardan shaft. Layshaft-bevel set ratio: 1 to 4,375 (8-35).

Overall gear ratios:

— low gear	1 to 10.806
— 2nd gear	1 to 7.499
— 3rd gear	1 to 5.657
— 4th gear	1 to 4.695
— high gear	1 to 4.052

### Frame

Duplex cradle, tubular structure. Low frame members removable.

### Suspension

Telescopic front fork incorporating hydraulic dampers.  
Rear swinging arm with external adjustable springs.

### Wheels

Spoked rims, WM 2/1.85 x 18" front - WM 3/2.15 x 18" rear.

### Tires

Michelin. Front 3.25 H 18, ribbed - Rear 3.50 H 18, studded.

Tire pressure:

Front:

— solo  
— with passenger } 2.00 kgs/sq.cm = 28.5 lbs/sq.in.

Rear:

— solo 2.30 kgs/sq.cm = 32.7 lbs/sq.in.  
— with passenger 2.50 kgs/sq.cm = 35.5 lbs/sq.in.

**N.B. - The above recommendation is for normal riding (cruising speed).  
If using the machine at constant high speed or on motorways, the above pressures should be increased 0.2 kgs/sq.cm (2.8 p.s.i.).**

### Brakes

Expanding type.

220 x 25 mm (8.6 x .98") diameter twin drum front brake with 4 leading shoes, lever operated from the R/H side handlebar.

220 x 25 mm (8.6 x .98") diameter twin leading shoes rear brake, foot operated from the L/H side of the machine.

### Overall dimensions and weight

Wheelbase	1.470 mts.	(57.8")
Length	2.165 "	(85.2")
Width	0.700 "	(27.5")
Height (dry)	1.035 "	(40.7")
Minimum ground clearance	0.150 "	( 5.9")
Curb weight	225 kgs.	(495 lbs.)

### Performances

GEAR	SPEED	GRADIENT
Low	76 kms. ( 47.5 m.p.h.)	88,44%
2nd	110 kms. ( 68.4 m.p.h.)	46.6 %
3rd	146 kms. ( 90.7 m.p.h.)	28 %
4th	179 kms. (111.3 m.p.h.)	16.5 %
High	208 kms. (129.2 m.p.h.)	6.8 %
Fuel consumption: 8.58 l. x 100 kms. (32.8 m.p.g imp., 27.3 m.p.g. USA)		

### Fuel and oil capacities

GROUP OR PART	QUANTITY	RECOMMENDATION
Fuel tank Reserve	19 lts. (4.17 gl. imp., 5 gls. USA) 2 lts. (3 1/2 pints imp., 4.2 pints USA)	Petrol 98/10 NO « RM »
Sump	3.5 lts. (6 pints imp., 7.3 pints USA)	Shell Super 100 multi- grade or equivalent
Gear box	0.750 lts. (1 1/3 pints imp., 1 3/4 pints USA)	Shell Spirax HD 90 or equivalent
Rear drive box (bevel gears)	0.360 lts. (12 oz.)	Shell Spirax HD 90 or equivalent
Front fork dampers (each leg)	0.050 lts. (1.8 oz.)	Shell Tellux 33 or equi- valent

## INDEX TO PLATES

Model	Main group	Sub-assemblies	Plate No.
V 7 SPORT	ENGINE	Cylinders - Cylinders heads - Covers - Rockers - Valves . . . . .	1
		Crankcase and covers . . . . .	2
		Crankshaft - Con-rods - Pistons - Valve gearing . . . . .	3
		Oil pump - Pipes - Relief Valve - Oil pressure solenoid - Oil breather . . . . .	4
		Fuel tank - Carburetor - Exhaust pipes - Mufflers . . . . .	5
	PRIMARY DRIVE	Clutch and controls . . . . .	6
		Gearbox - Cover and bearings . . . . .	7
		Gearbox - Gears - Shaft - Controls . . . . .	8
	SECONDARY DRIVE	Rear fork - Rear drive - Shaft - Bevel gears . . . . .	9
	FRAME FRONT SUSPENSION STEERING INSTRUMENTS WHEELS	Frame - Center stand - Footboards - Stays - Seat - Rear fender . . . . .	10
		Front fork - Steering damper - Front fender . . . . .	11
		Handlebar and control levers . . . . .	12
		Instrument panel - Speedometer - Rev-counter - Indicator lights . . . . .	13
		Front wheel - Brakes - Hubs - Controls . . . . .	14
		Rear wheel - Hub - Brake controls . . . . .	15
	ELECTRICAL SYSTEM	Generator - Coils - Contact breakers - Regulator - Ignition switch - Starter button - Starter motor . . . . .	16
		Battery - Headlamp - Tail lamp - Horn - Cable harness . . . . .	17
		Turn light indicator - Brackets - Lamps - Flasher unit . . . . .	18
		Optional accessories - Safety bars - Side stand . . . . .	19
	FRAME		
	TOOL KIT	Standard tool kit . . . . .	20
ANCILLARY EQUIPMENT NOT PRODUCED BY MOTO GUZZI	ENGINE ELECTRICAL EQUIPMENT	<b>ADDITIONAL PLATES</b>	
		Carburetor . . . . .	21
		Front light - Tail light . . . . .	22
		Alternator . . . . .	23
		Contact breaker . . . . .	24
		Starter motor . . . . .	25

## NUMERICAL INDEX

Order No.	Plate No.	Figure No.	Order No.	Plate No.	Figure No.	Order No.	Plate No.	Figure No.	Order No.	Plate No.	Figure No.	Order No.	Plate No.	Figure No.	Order No.	Plate No.	Figure No.
10 12 34 50	5	46	12 01 21 00	2	22	12 14 98 00	4	36	12 35 52 02	9	46	12 62 32 00	15	25	13 02 19 00	1	50
10 23 79 00	8	33	12 01 22 00	2	44	12 15 07 00	4	24	12 35 52 03			12 62 50 00	14	33	13 02 20 01	1	41
10 23 83 00	8	34	12 01 28 00	2	27	12 15 09 00	4	26	12 35 53 01			12 62 50 00	15	35	13 02 21 60	1	16
10 47 46 00	17	30	12 01 29 00	2	23	12 15 22 00	4	37	12 35 53 02	9	47	12 63 30 00	15	15	13 02 22 60	1	17
10 47 59 00	17	26	12 01 89 00	2	37	12 15 26 00	4	39	12 35 53 03			12 63 32 00	15	49	13 03 60 00	1	28
10 50 22 50	10	58	12 02 17 00	1	44	12 15 30 00	4	38	12 35 54 00			12 63 40 00	15	56	13 03 61 00	1	29
10 51 34 00	11	23	12 02 18 00	1	48	12 15 32 00	4	43	12 35 54 02			12 63 41 00	15	20	13 03 68 00	1	18
10 52 89 00	11	35	12 02 37 00	1	12	12 15 42 00	1	15	12 35 54 04	9	53	12 63 82 00	15	24	13 03 69 00	1	19
10 74 03 51	22	11	12 03 02 00	1	31	12 15 42 00	4	45	12 35 54 06			12 70 29 00	18	19	13 03 70 00	1	25
10 74 49 10	13	14/1	12 03 04 00	1	32	12 15 78 00	4	56	12 35 54 08			12 71 76 00	4	49	13 03 72 00	1	27
	17	55	12 03 18 00	1	36	12 15 84 00	4	18	12 35 54 10			12 73 05 12	24	4	13 03 74 00	1	23
10 75 05 50	18	24	12 03 40 01	1	34	12 15 90 00	4	22	12 35 63 00	9	55	12 73 05 23	25	30	13 03 76 00	1	24
10 90 06 00	20	12	12 03 48 00	1	30	12 15 91 00	4	19	12 35 64 00	9	56	12 73 05 24	25	31	13 08 41 00	6	10
10 93 59 00	21	35	12 03 81 00	1	21	12 15 92 00	4	21	12 35 67 00	9	40	12 73 05 30	25	42	13 14 64 00	4	27
12 00 12 00	2	34	12 04 50 01	3	41	12 20 09 00	7	18/1	12 43 40 01	10	20	12 73 05 31	25	43	13 14 77 00	4	30
12 00 35 00	2	38	12 04 58 00			12 20 10 00	4	57	12 54 02 00	9	10	12 73 05 33	25	44	13 21 15 00	8	80
12 00 36 00	2	40	12 04 58 01	3	40	12 20 72 00	7	27	12 54 72 00	9	14	12 73 05 53	25	6	13 21 16 01	8	81
12 00 37 01	2	41	12 04 58 02			12 20 77 00	7	28	12 54 80 00	9	22	12 73 49 00	16	71	13 35 03 60	9	31
12 00 37 01	7	33	12 05 40 00	3	37	12 21 10 00			12 54 82 01	9	23	12 74 04 07	22	17	13 35 15 60	9	36
	9	32	12 06 12 00	3	21	12 21 10 01			12 54 84 01	9	24	12 74 04 08	22	18	13 35 46 00	9	48
12 00 39 00	2	11	12 06 20 00			12 21 10 02	8	45	12 55 52 01	10	74	12 74 04 09	22	19	13 43 65 61	11	58
12 00 62 00	4	14	12 06 20 01			12 21 10 04			12 60 19 05	12	29	12 74 17 25	22	26	13 53 02 40	11	28
12 00 64 00	4	17	12 06 20 02	3	16	12 21 12 00	8	79	12 61 15 01	15	14	12 74 17 28	22	27	13 60 10 45	12	15
12 00 65 00	4	15	12 06 20 03			12 21 17 00	8	82	12 61 52 00	15	54	12 75 03 00	18	26	13 60 96 60	17	59
	18	20	12 06 20 04			12 23 53 00	7	36	12 61 58 00			12 75 07 05	18	15	13 62 66 60	14	29
12 00 66 00	4	16	12 06 54 00	3	11	12 25 10 00	15	47	12 61 58 01			12 76 04 00	13	19	13 62 66 60	15	36
12 00 72 00	4	10	12 06 76 00	3	31	12 25 82 00	8	29	12 61 58 02			12 76 33 00	13	17	13 62 67 60	14	30
12 00 76 00	4	11	12 06 77 01	3	32	12 32 63 00	9	26	12 61 58 03	15	57	13 75 37 05	18	B	13 62 67 60	15	37
12 01 14 00			12 06 79 00	3	33	12 32 77 00	9	27	12 61 58 04			13 75 38 05	18	C	13 62 68 60	14	31
12 01 14 01			12 08 23 00	6	13	12 32 80 00	9	25	12 61 58 05			13 75 39 05	18	D	13 62 68 60	15	38
12 01 14 02	2	24	12 08 28 00	6	14	12 35 04 00	9	51	12 61 58 20			12 76 87 00	4	48	13 75 06 60	18	13
12 01 14 03			12 08 29 00	6	11	12 35 07 00	9	52	12 61 61 01	14	12	12 90 08 00	20	13	13 93 28 00	21	12
12 01 14 04			12 08 44 00	6	12	12 35 11 00	9	60	12 61 61 01	15	12	12 90 10 00	20	11	13 93 29 00	21	13
12 01 17 00	2	45	12 08 59 01	6	16	12 35 13 00	9	62	12 61 61 02	14	12	12 90 90 90	20	22	13 93 31 00	21	30
12 01 18 00	2	26	12 08 70 01	6	18	12 35 14 00	9	58		15	12	12 91 45 00	20	26	13 93 34 00	21	28
12 01 19 00			12 10 84 00	4	42	12 35 16 01	9	37	12 61 61 03	14	12	12 91 92 00	5	11	13 93 37 00	21	25
12 01 19 01			12 10 84 00	5	31	12 35 24 00	9	41		15	12	12 93 72 00	21	14	13 93 39 00	21	26
12 01 19 02	2	20	12 12 02 00	5	41	12 35 26 00	9	42	12 62 08 00	15	22	12 93 73 00	21	15	13 93 44 00	21	27
12 01 19 03			12 14 78 00	4	28	12 35 29 00	9	44	12 62 14 00	15	23	13 00 07 01	2	10	13 93 46 00	21	48
12 01 19 04			12 14 85 00	4	29	12 35 51 00	9	45	12 62 25 00	15	34	13 02 80 00	1	43	13 93 47 00	21	47



Order No.	Plate No.	Figure No.	Order No.	Plate No.	Figure No.	Order No.	Plate No.	Figure No.	Order No.	Plate No.	Figure No.	Order No.	Plate No.	Figure No.	Order No.	Plate No.	Figure No.
13 93 48 00	21	31	14 10 02 20	5	10	14 20 08 10	7	11	14 25 10 00	8	11	14 44 02 00	10	29	14 52 66 00	11	49
13 93 49 00	21	46	14 10 26 00	5	24	14 20 11 10	7	19	14 25 11 01	8	22	14 44 1300	10	30	14 52 76 00	11	51
13 93 50 00	21	16	14 10 34 00	5	13	14 21 05 11	8	44	14 25 14 01	8	19/1	14 44 32 00	10	31	14 52 78 00	11	47
13 93 55 00	21	34	14 10 38 00	5	17	14 21 07 01	8	76	14 25 14 05	8	86	14 44 36 00	10	27	14 52 79 00	11	48
13 93 60 00	21	36	14 10 38 00	10	69	14 21 11 10	8	78	14 25 20 00	8	18	14 44 43 00	10	33	14 53 08 00	11	29
13 93 61 00	21	37	14 10 54 00	5	25	14 21 20 10	8	47	14 25 22 00	15	48	14 44 61 00	10	28	14 54 70 00	9	15
13 93 62 00	21	40	14 10 54 06	5	26	14 21 22 10	8	50	14 25 28 01	8	19	14 45 02 00	19	10	14 54 78 00	9	13
13 93 63 00	21	41	14 10 57 00	5	27	14 21 30 01	8	48	14 25 31 00	8	17	14 45 03 00	19	11	14 55 02 00	10	71
13 93 66 00	21	38	14 10 62 00	5	28	14 21 36 11	8	54	14 25 78 00	8	26	14 45 04 00	19	12	14 55 11 00	10	73
13 93 67 00	21	39	14 10 65 00	5	30	14 21 38 02	7	13	14 25 79 00	8	25	14 46 05 00	10	54	14 55 23 00	10	72
13 93 70 00	21	11	14 10 71 00	5	22	14 21 42 10	8	70	14 25 80 00	8	24	14 46 43 00	10	70	14 60 06 00	12	10
13 93 71 00	21	18	14 10 90 00	5	23	14 21 45 10	8	55	14 35 02 00	9	21	14 47 49 00	17	25	14 60 07 00	12	11
13 93 79 00	21	22	14 11 26 02	5	32	14 21 48 10	8	56	14 40 01 00	10	10	14 47 60 20	10	61	14 60 30 00	12	35
14 00 14 00	2	28	14 11 26 02	21	10	14 21 51 10	8	60	14 41 82 00	10	35	14 47 61 20	10	62	14 60 34 00	12	34
14 00 16 00	2	35	14 11 26 03	5	33	14 21 52 10	8	66	14 42 03 00	10	12	14 49 02 00	11	10	14 60 35 00	12	33
14 00 49 00	2	43	14 11 26 03	21	10	14 21 54 00	8	63	14 42 21 00	10	13	14 49 31 00	11	14	14 60 54 00	12	13
14 01 84 00	1	46	14 11 43 00	5	36	14 21 73 00	8	68	14 42 37 00	19	24	14 49 40 00	11	32	14 60 55 00	12	27
14 02 02 00	1	42	14 11 44 01	5	34	14 21 74 10	8	65	14 42 38 00	19	25	14 49 43 00	11	32/1	14 60 56 00	12	14
14 02 35 02	1	10	14 11 45 01	5	37	14 21 79 00	7	15	14 42 45 00	4	58	14 49 46 00	11	24	14 60 57 00	12	28
14 02 36 02	1	11	14 11 50 00	1	56	14 21 80 11	8	57	14 42 95 00	10	80	14 49 67 00	11	52	14 61 02 05	14	10
14 02 39 00	1	14	14 11 50 01	1	57	14 21 84 01	8	77	14 42 95 05	19	23	14 49 68 00	11	53	14 61 03 05	14	11
14 03 73 00	1	25	14 11 54 00	1	59	14 21 93 10	8	69	14 42 96 00	10	83	14 50 15 00	13	10	14 61 08 05	14	13
14 03 80 00	1	22	14 11 55 00	1	58	14 21 94 01	8	83	14 42 98 00	10	84	14 50 22 50	13	11	14 61 15 05	14	14
14 05 33 00	3	36	14 11 75 00	5	35	14 23 05 01	8	42	14 42 99 00	10	85	14 50 45 00	11	11	14 61 31 05	14	15
14 06 04 00	3	17	14 12 09 00	5	38	14 23 07 10	8	71	14 43 03 00	10	17	14 50 48 00	11	33	14 61 41 06	14	18
14 06 07 00	3	18	14 12 09 05	5	39	14 23 10 11	8	59	14 43 20 01	19	22	14 51 59 01	11	15	14 61 52 05	4	41
14 06 08 00	3	19	14 12 25 00	5	50	14 23 12 01	8	43	14 43 21 01	19	18	14 51 62 00	11	19	14 62 02 05	14	20
14 06 09 00	3	20	14 12 29 00	5	43	14 23 15 10	8	53	14 43 29 00	10	18	14 51 64 00	11	22	14 62 08 05	14	21
14 06 15 01	3	12	14 12 29 05	5	43	14 23 24 00	8	41	14 43 32 00	10	19	14 51 66 00	11	21	14 62 16 05	14	19
14 06 22 01	3	15	14 12 30 00	5	42	14 23 25 11	8	58	14 43 34 00	10	24	14 51 67 00	11	26	14 62 20 05	14	22
14 06 42 00	3	10	14 12 30 05	5	42	14 23 43 00	8	39	14 43 35 00	10	21	14 51 70 00	11	27	14 62 21 05	14	25
14 06 70 00	3	30	14 12 39 00	5	45	14 23 44 00	8	37	14 43 40 00	19	21	14 51 70 00	11	67	14 62 25 05	14	24
14 07 17 00	3	23	14 12 69 00	5	44	14 23 46 00	8	37/1	14 43 41 05	19	19	14 51 71 00	11	20	14 62 53 00	15	42
14 08 18 10	8	72	14 15 36 00	4	47	14 23 55 00	8	38	14 43 44 00	11	55	14 51 89 00	11	18	14 62 53 05	14	27
14 08 57 00	6	15	14 15 57 00	4	54	14 23 62 01	8	30	14 43 45 00	11	56	14 52 25 00	11	38	14 62 54 00	14	36
14 08 60 00	6	17	14 15 74 00	4	55	14 23 66 00	8	32	14 43 50 00	11	57	14 52 26 00	11	39	14 62 55 00	14	38
14 08 61 00	6	19	14 15 75 00	4	50	14 23 78 00	7	24	14 43 70 00	10	47	14 52 45 00	11	40	14 62 63 00	14	37
14 09 02 01	6	21	14 15 96 00	4	51	14 23 82 00	8	36	14 43 87 00	10	40	14 52 54 00	11	45	14 62 65 05	14	26
14 09 04 00	6	22	14 15 97 00	4	52	14 25 09 00	8	10	14 43 90 01	10	52	14 52 64 05	11	46	14 62 66 00	15	28
14 09 30 01	6	27	14 20 02 10	7	10	14 25 09 05	8	85	14 43 98 00	10	53	14 52 65 05	11	46/1	14 62 73 00	12	22

Order No.	Plate No.	Figure No.	Order No.	Plate No.	Figure No.	Order No.	Plate No.	Figure No.	Order No.	Plate No.	Figure No.	Order No.	Plate No.	Figure No.	Order No.	Plate No.	Figure No.
14 62 74 00	12	20	14 71 24 56	23	7	14 73 05 18	25	22	14 74 71 00	17	41	14 91 62 02	5	11	55 74 25 26	16	62
14 62 76 00	12	25	14 71 24 57	23	8	14 73 05 19	25	20	14 74 74 00	16	75	14 91 63 02			55 74 96 60	18	18
14 63 02 01	15	10	14 71 24 58	23	9	14 73 05 20	25	21	14 74 74 04	22	20	14 91 78 02	10	63	55 90 04 00	20	15
14 63 05 00	15	11	14 71 24 59	23	10	14 73 05 21	25	25	14 74 75 01	17	42	14 91 79 02			55 90 19 00	20	10
14 63 07 00	15	13	14 71 24 60	23	11	14 73 05 22	25	26	14 74 76 00	17	43	14 93 22 00	21	17	55 90 24 00	20	16
14 63 33 01	15	19	14 71 24 61	23	12	14 73 05 25	25	32	14 74 77 00	16	76	14 93 30 00	21	29	55 90 50 00	20	20
14 63 44 00	15	17	14 71 24 62	23	13	14 73 05 26	25	33	14 74 78 00	13	36	14 93 57 01	21	32	55 93 85 85	21	21
14 63 53 00	15	21	14 71 24 63	23	14	14 73 05 27	25	34	14 74 79 00	16	77	14 93 68 00	21	42	90 11 81 52	1	37
14 63 69 00	15	29	14 71 24 64	23	15	14 73 05 34	25	39	14 74 80 00	17	44	14 93 75 01	21	19	90 11 82 47	8	46
14 67 70 00	15	45	14 71 24 65	23	16	14 73 05 35	25	40	14 74 81 05	16	78	14 93 77 01	21	20	90 27 10 12	14	23
14 67 70 05	15	58	14 71 24 66	23	17	14 73 05 42	25	101	14 74 82 05	16	79	14 93 78 00	21	23	90 27 10 14	11	50
14 67 76 05	15	62	14 71 24 67	23	52	14 73 07 05	16	13	14 74 84 00	17	45	14 93 83 00	21	24	90 27 10 20	9	28
14 67 81 00	15	46	14 71 54 00	16	34	14 73 07 05	25	A	14 74 86 05	16	80	14 93 86 00	21	43	90 27 20 47	11	42
14 67 81 05	15	63	14 71 54 00	24	10	14 73 18 05	16	14	14 74 89 00	17	46	14 93 87 00	21	44	90 27 20 58	9	29
14 67 82 05	15	60	14 71 54 20	24	11	14 73 53 00	16	63	14 75 13 00	18	10	14 93 88 00	21	33	90 28 00 06	12	26
14 67 83 05	15	59	14 71 54 21	24	12	14 73 58 00	16	68	14 75 35 00	18	11	14 93 89 00	21	45	90 35 10 37	3	22
14 67 93 01	15	44	14 71 54 22	24	16	14 73 64 00	16	64	14 75 40 00	17	52	14 99 10 10	2	46	90 35 30 16	1	20
14 70 38 05	16	42	14 71 54 23	24	13	14 74 01 30	16	62	14 75 42 00	17	47	14 99 14 10	2	47	90 40 28 39	2	30
14 70 38 05	23	100	14 71 54 24	24	14	14 74 03 00	22	10	14 75 44 00	17	57	14 99 90 00	20	A	90 40 30 40	9	16
14 70 41 05	16	46	14 71 54 25	24	15	14 74 03 52	22	12	14 75 46 00	17	58	14 99 95 00	20	B	90 40 32 49	15	53
14 70 42 05	16	44	14 71 54 26	24	17	14 74 04 01	22	13	14 75 47 00	18	27	25 68 31 00	17	37	90 40 32 52	14	39
14 70 43 05	16	43	14 71 54 27	24	19	14 74 04 02	22	14	14 75 49 00	13	29	25 70 71 00	16	21	90 40 35 47	7	21
14 70 43 05	23	110	14 71 54 28	24	18	14 74 04 03	22	16	14 75 49 01	13	31	25 70 71 00	17	12	90 40 35 47	11	41
14 70 44 05	16	45	14 71 57 00	16	38	14 74 04 12	22	15	14 75 49 02	13	33	25 71 70 25	16	72	90 40 38 50	9	61
14 70 45 00	17	10	14 71 62 00	16	35	14 74 05 20	17	17	14 75 50 00	18	A	25 90 21 00	16	33	90 40 53 69	2	25
14 70 48 00	17	14	14 71 62 00	24	20	14 74 17 00	22	10	14 76 15 00	13	14	25 90 55 00	20	14	90 40 70 85	9	54
14 70 55 00	17	13	14 71 64 00	16	37	14 74 17 21	22	23	14 76 20 01	13	15	25 90 56 00	20	19	90 70 60 90	1	45
14 70 70 00	17	11	14 71 65 00	16	23	14 74 17 22	22	24	14 76 20 01	13	21	25 90 56 00	20	23	90 70 61 40	7	26
14 70 76 05	16	15	14 71 70 00	20	25	14 74 17 23	22	25	14 76 25 10	13	16	26 73 50 01	16	69	90 70 61 63	16	70
14 70 77 00	16	22	14 71 74 00	16	31	14 74 17 24	22	22	14 76 61 10	13	18	43 08 38 10	8	64	90 70 61 70	6	20
14 70 99 05	16	16	14 71 76 00	16	32	14 74 30 00	16	60	14 76 66 00	13	26	43 93 40 00	21	49	90 70 62 03	8	67
14 71 02 00	2	36	14 71 83 00	16	29	14 74 37 00	17	18	14 76 72 00	13	20	45 40 97 01	10	41	90 70 62 35	8	75
14 71 24 05	16	10	14 71 85 00	16	30	14 74 37 01	17	18	14 76 81 00	13	23	45 90 24 00	20	17	90 70 62 38	11	12
14 71 24 05	23	A	14 73 05 10	25	1	14 74 49 00	13	28	14 76 91 00	13	24	53 10 39 00	5	12	90 70 64 90	9	43
14 71 24 50	23	1	14 73 05 11	25	3	14 74 49 01	13	30	14 76 92 00	13	22	53 62 75 00	10	60	90 71 40 60	11	44
14 71 24 51	23	2	14 73 05 13	25	10	14 74 49 02	13	32	14 76 95 00	13	35	55 23 47 00	7	39	90 71 41 01	7	37
14 71 24 52	23	3	14 73 05 14	25	11	14 73 05 15	25	7	14 78 22 00	10	A	55 23 50 00			90 71 41 03	9	35
14 71 24 53	23	4	14 73 05 16	25	7	14 74 49 10	13	34	14 90 11 00	20	21	55 23 50 01	8	40	90 71 41 03	5	29
14 71 24 54	23	5	14 73 05 17	25	5	14 74 60 20	17	17	14 90 24 00	20	18	55 23 50 02			90 71 41 95	2	42
14 71 24 55	23	6		25	5	14 74 65 00	16	59	14 91 27 01	20	24	55 23 50 03				7	34



Order No.	Plate No.	Figure No.	Order No.	Plate No.	Figure No.	Order No.	Plate No.	Figure No.	Order No.	Plate No.	Figure No.	Order No.	Plate No.	Figure No.	Order No.	Plate No.	Figure No.
90 71 41 95	9	33	92 60 22 08	2	18	92 70 10 86	4	33	95 00 02 06	16	25	95 02 11 06	18	25	95 50 02 22	15	32
90 71 60 82	1	54	92 60 22 08	5	49	92 70 11 87	3	27	95 00 02 06	16	48		5	48	95 50 02 22	15	41
90 71 83 75	5	40		9	20	92 73 10 90	3	14		16	56		10	38	95 51 03 18	16	36
91 11 15 11	1	33		10	39	92 75 11 03	1	47		16	73	95 02 11 08	11	64		24	21
91 11 21 22	3	13		10	59		10	43		17	30		17	20	95 51 20 60	3	29
91 18 07 18	5	56	92 60 22 08	11	65		10	65	95 00 02 06	17	39		19	16	95 51 20 81	2	29
91 18 09 07	16	41		16	83		11	68		17	49		10	25		7	18
91 18 09 20	10	57		17	24	93 11 00 60	16	26		18	22	95 02 11 10	15	30		8	35
91 18 11 15	5	14		19	17		16	55	95 00 02 08	17	21	95 02 11 12	10	15	95 52 03 14	12	21
91 55 10 81	1	60		10	26		16	61	95 00 02 13	10	81	95 02 80 22	8	74		14	34
91 55 10 81	17	25	92 60 22 10	11	37		17	31		2	33	95 02 80 25	3	26	95 77 02 65	15	40
91 70 12 32	4	31		15	31	93 18 00 60	10	48	95 00 42 06	8	15	95 10 00 56	7	30	95 78 02 71	6	25
91 70 23 55	3	24		10	16	93 18 00 70	12	36		1	55	95 10 00 59	17	35	95 79 02 37	12	31
92 20 10 70	9	57	92 60 23 12	10	82	93 18 00 80	10	11		2	17		10	45	95 98 01 20	1	52
92 20 14 17	7	20	92 60 24 06	12	18	93 18 02 20	7	10/1		9	64		10	66		7	35
92 20 14 20	14	40		1	35	93 18 02 20	17	15	95 00 42 08	10	37	95 10 01 21	16	18	95 98 06 10	9	34
92 20 42 28	9	30	92 60 25 08	6	23	93 40 03 63	18	17		16	82		16	27	95 98 51 36	4	53
92 21 84 24	7	12		7	25	93 43 03 05	18	16		19	15		16	57	95 99 00 37	4	46
92 23 47 17	7	17	92 60 25 12	10	34	93 45 01 29	18	14	95 00 42 10	10	23	95 10 01 41	17	32	96 50 50 27	13	25
92 24 69 22	15	55		5	52		17	23		9	12	95 10 01 42	11	31	96 50 80 45	9	18
92 24 92 16	9	17	92 60 32 06	14	32	93 45 02 23	22	29	95 00 52 10	15	26	95 10 05 07	4	23	96 50 80 66	2	12
92 24 92 25	9	39		15	39	93 60 10 22	8	73	95 00 52 15	10	75	95 10 06 76	3	28	96 50 80 75	2	13
	11	25		10	77	93 60 10 26	3	25		14	17	95 10 07 09	1	51	98 02 04 35	4	44
92 25 10 22	8	62	92 60 32 10	15	27	93 76 00 72	12	32	95 00 52 17	15	18	95 10 12 31	15	51	98 02 43 10	4	40
92 26 10 30	8	49		14	16	93 76 00 73	12	23		10	56	95 11 01 30	5	53		8	14
92 25 43 40	9	59	92 60 33 16	15	16	93 76 00 74	12	24	95 00 62 08	11	63	95 11 02 55	5	16	98 05 23 25	8	21
92 25 62 18	7	16	92 60 50 08	15	52	94 32 10 51	8	52		13	13	95 11 02 55	10	78		8	28
92 25 90 17	8	61	92 60 82 05	7	29	94 32 10 67	7	38	95 02 11 04	17	55	95 11 03 37	10	76	98 05 23 30	16	24
92 29 57 02	8	84	92 62 23 20	8	16	94 32 10 72	4	25		16	12	95 12 00 53	13	27	98 05 23 35	11	30
92 29 67 50	8	51		11	70	94 32 11 05	6	24	95 02 11 05	16	52		1	40	98 05 23 40	2	39
92 60 22 04	17	56	92 63 01 05	17	36	94 32 22 15	1	38		4	41	95 12 00 65	3	39	98 05 23 55	10	49
92 60 22 05	16	53		8	13		11	69		5	20		4	13	98 05 24 30	16	39
	5	21		10	46	95 00 02 05	17	34		5	54		3	34	98 05 24 35	17	19
	8	23		10	51		5	19		8	20	95 12 00 85	4	32	98 05 24 45	18	12
	16	20		10	68		7	32		8	27		9	19	98 05 24 55	4	35
92 60 22 06	16	50	92 63 01 06	11	17		10	44	95 02 11 06	12	17		16	40	98 05 24 80	2	14
	16	74		11	59	95 00 02 06	10	50		16	19	95 12 91 80	1	49	98 05 24 90	2	15
	17	40		16	28		10	67		16	49	95 18 70 08	9	50	98 05 25 45	10	22
	17	51		16	58		11	16		16	67	95 50 02 22	6	26	98 05 36 55	10	32
	18	23		17	29		11	60		17	50	95 50 02 22	14	35	98 05 42 20	17	33

Order No.	Plate No.	Figure No.	Order No.	Plate No.	Figure No.	Order No.	Plate No.	Figure No.	Order No.	Plate No.	Figure No.	Order No.	Plate No.	Figure No.	Order No.	Plate No.	Figure No.
98 05 43 12	16	47	98 28 08 14	9	63												
98 05 43 14	17	48	98 30 50 17	16	51												
	1	39	98 32 60 20	12	16												
	4	12	98 62 03 12	11	43												
	7	14		2	31												
98 05 43 16	7	31	98 62 03 25	7	23												
	16	66		11	54												
	17	27	98 62 03 30	1	13												
	17	38		12	19												
	18	21	98 62 03 35	2	32												
	3	38		7	22												
	5	18	98 62 04 22	15	61												
98 05 43 20	10	42	98 62 04 35	1	53												
	10	64	98 62 05 45	16	11												
	16	17	98 62 16 55	19	13												
98 05 44 16	16	54	98 62 23 20	9	38												
	10	36		12	30												
	5	47	98 62 25 35	11	13												
98 05 44 20	16	81		11	34												
	19	14	98 66 05 40	11	36												
	2	21	98 66 24 00	12	12												
98 05 44 25	3	35	98 66 24 14	13	12												
	8	12	98 66 36 30	10	14												
	9	49	99 10 51 29	19	20												
98 05 44 30	4	20															
98 05 45 20	15	33	Rider's Handbook	20	27												
98 06 23 25	14	28															
	15	43															
98 06 23 35	5	55															
98 06 24 30	5	15															
98 06 24 40	10	55															
98 06 24 70	11	62															
98 06 25 35	9	11															
98 06 43 12	11	61															
98 06 43 14	5	51															
98 06 44 16	10	79															
98 10 80 38	15	50															
98 10 80 42	4	34															
98 26 03 06	16	65															
98 28 04 10	17	54															

# ILLUSTRATED PLATES

**N.B. - The terms « right » and « left » in the text are used in the sense they would appear to one sitting in the saddle.**

PLATE 1 MODEL: **V7 Sport 750 cc.**  
**Engine**

GROUP: **Cylinders - Cylinder heads - Covers**  
**Rockers - Valves**

Fig. No.	Order No.	DESCRIPTION	Q.ty	Notes
10	14 02 35 02	Cover, rocker box, R/H	1	Allen 6 x 30, zinc plated
11	14 02 36 02	Cover, rocker box, L/H	1	
12	12 02 37 00	Gasket, rocker box	2	
13	98 62 03 30	Screw, rocker box cover securing	16	
14	14 02 39 00	Stud bolt, hollow, rocker box to breather	2	
15	12 15 42 00	Washer, hollow stud bolt	2	
16	13 02 21 60	Cylinder head, R/H	1	
17	13 02 22 60	Cylinder head, L/H	1	
18	13 03 68 00	Valve guide, inlet	2	
19	13 03 69 00	Valve guide, exhaust	2	
20	90 35 30 16	Circlip, valve guide	4	M6 x 12 UNI 5739 - 65 8 G - Zinc plated
21	12 03 81 00	Semi-cones, valve	8	
22	14 03 80 00	Collar, top	4	
23	13 03 74 00	Spring, outer, valve	4	
24	13 03 76 00	Spring, inner, valve	4	
25	13 03 70 00	Collar, bottom, valve	4	
26	14 03 73 00	Shim	4	
27	13 03 72 00	Washer, bottom collar - cylinder head	4	
28	13 03 60 00	Valve, inlet	2	
29	13 03 61 00	Valve, exhaust	2	
30	12 03 48 00	Support, rocker arm	2	
31	12 03 02 00	Rocker arm, R/H, complete with bushing	2	
32	12 03 04 00	Rocker arm, L/H, complete with bushing	2	
33	91 11 15 11	Bushing, rocker arms	4	
34	12 03 40 01	Screw, tappet adjusting	4	
35	92 60 25 08	Nut, tappet adjusting screws	4	
36	12 03 18 00	Spindle, rocker arm	4	
37	90 11 81 52	Washer, rocker arm	4	
38	94 32 22 15	Spring, rocker arm	4	
39	98 05 43 14	Screw, rocker arm spindle	4	
40	95 12 00 65	Washer, rocker arm spindle screw	4	
41	13 02 20 01	Gasket, cylinder head	2	
42	14 02 02 00	Cylinder	2	
43	13 02 08 00	Gasket, cylinder base	2	
44	12 02 17 00	Bolt, long, cylinder head	2	
45	90 70 60 90	Seal, long and short cylinder head bolts	12	

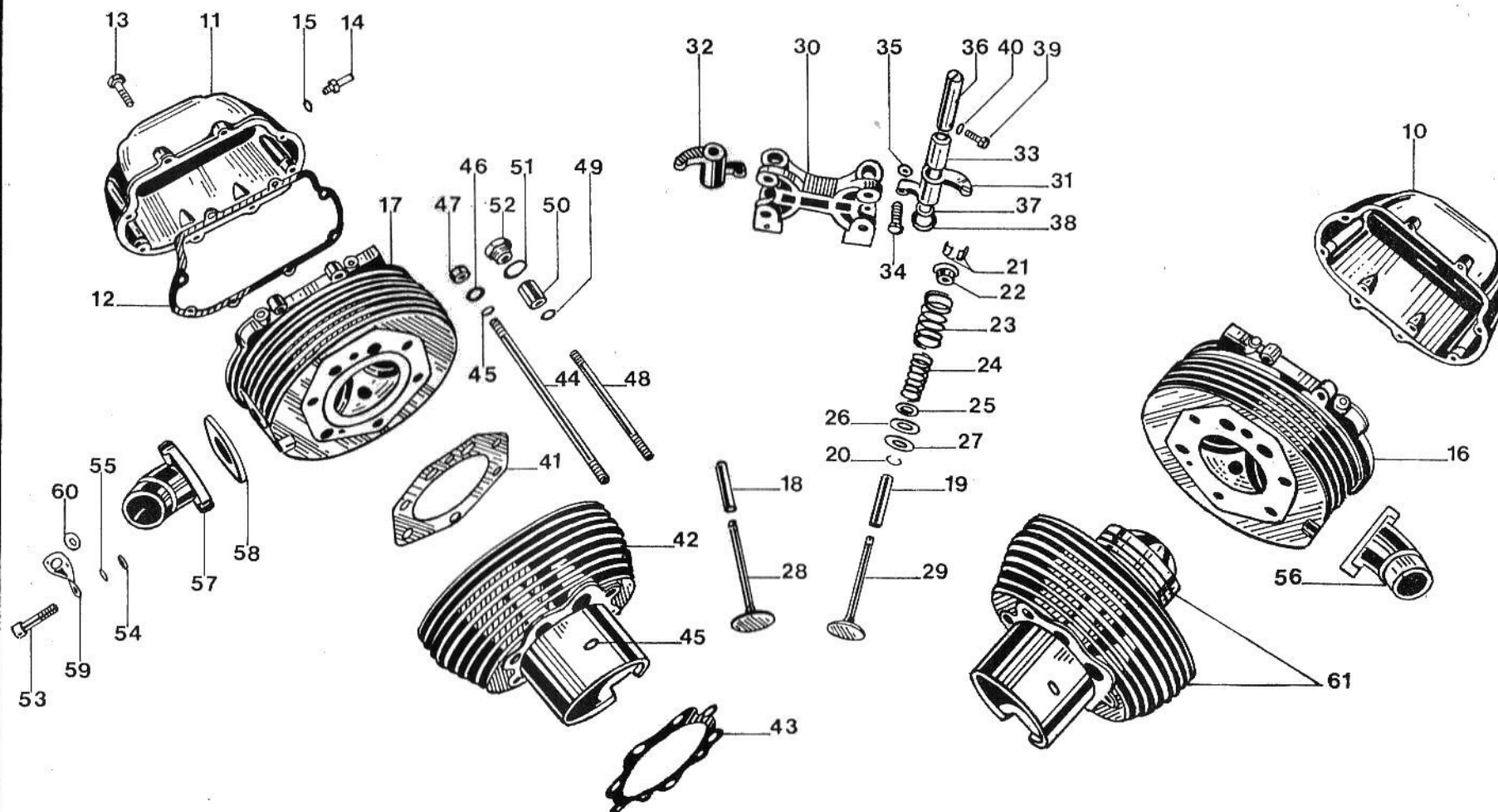


PLATE 1 MODEL: **V7 Sport 750 cc.**  
**Engine**

GROUP: **Cylinders - Cylinder heads - Covers**  
**Rockers - Valves**

Fig. No.	Order No.	D E S C R I P T I O N	Q.ty	Notes
46	14 01 84 00	Washer, spring, cylinder head bolts . . . . .	10	10,5x21x1 (KALWAS type « B »)
47	92 75 11 03	Nut, cylinder head bolts . . . . .	10	
48	12 02 18 00	Bolt, short, cylinder head . . . . .	4	
49	95 12 91 80	Washer, spring, short bolt nut, push rod side . . . . .	2	10,5x18x0,8 (KALWAS type « A »)
50	13 02 19 00	Nut, short bolt, push rod side . . . . .	2	
51	95 10 07 09	Washer, plug . . . . .	2	
52	95 98 01 20	Plug, cylinder head . . . . .	2	
53	98 62 04 35	Screw, intake pipe to cylinder head . . . . .	2	Allen 8x35, zinc plated
54	90 71 60 82	Washer, insulating, intake pipe securing . . . . .	6	
55	95 00 42 08	Washer, intake pipe screws . . . . .	6	
56	14 11 50 00	Intake pipe, R/H . . . . .	1	
57	14 11 50 01	Intake pipe, L/H . . . . .	1	
58	14 11 55 00	Gasket, insulating, intake pipe to cylinder head . . . . .	4	
59	14 11 54 00	Plate, intake pipe . . . . .	2	
60	91 55 10 81	Seal, intake pipe plates . . . . .	2	
61	14 06 01 00	Cylinder, and bare piston assembly . . . . .	2	

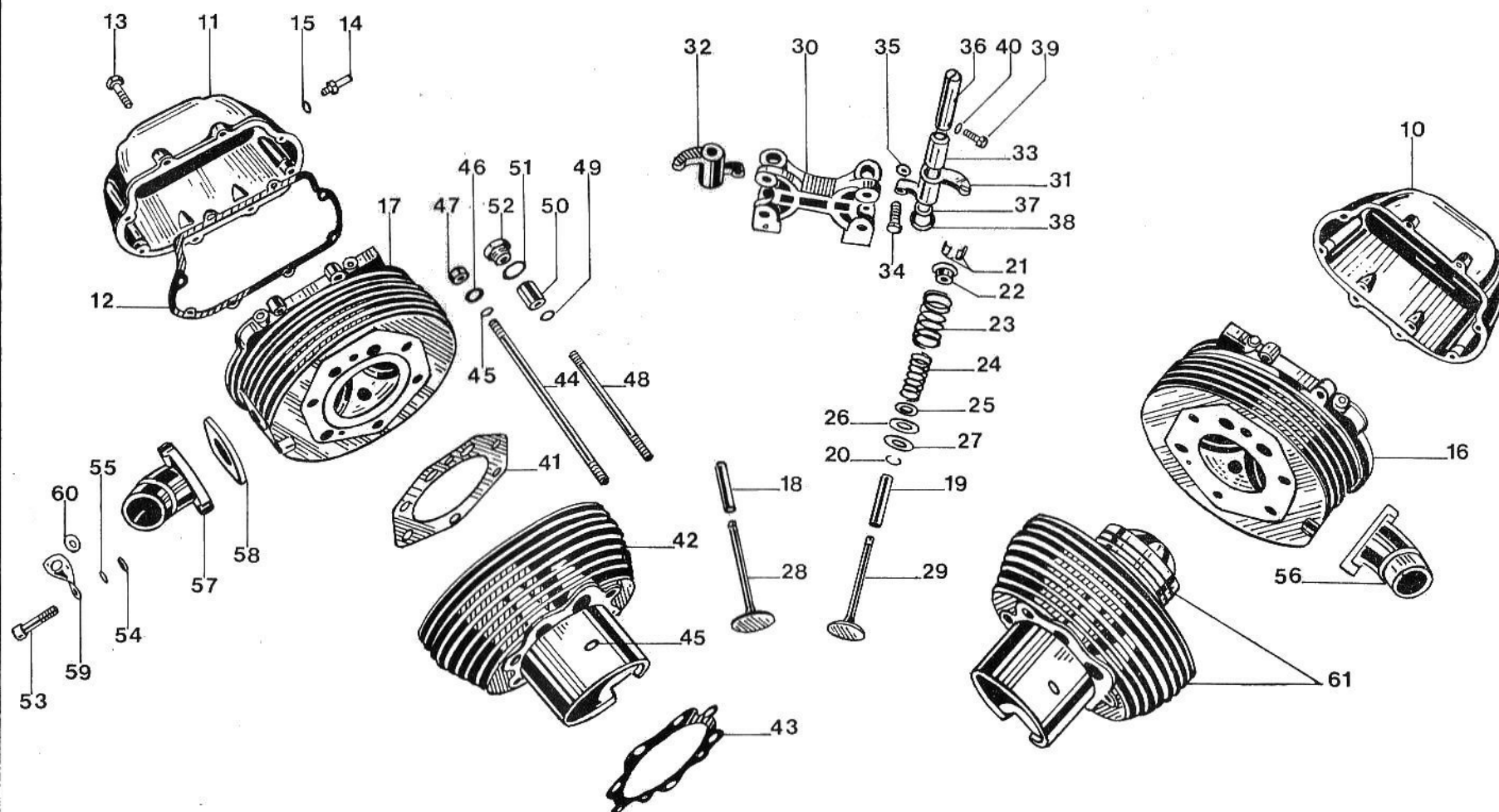


PLATE 2 MODEL: **V7 Sport 750 cc.**  
**Engine**

GROUP: **Crankcase and covers**

Fig. No.	Order No.	DESCRIPTION	Q.ty	Notes
10	13 00 07 01	<b>Crankcase</b>	1	
11	12 00 39 00	<b>Plate, camshaft inspection hole seal</b>	1	
12	96 50 80 66	<b>Bolt, short, gearbox securing</b>	4	
13	96 50 80 75	<b>Bolt, medium, gearbox securing</b>	2	
14	98 05 24 80	<b>Screw, starter motor securing</b>	1	M8x80 zinc plated
15	98 05 24 90	<b>Screw, starter motor securing</b>	1	M8x90
16 } 17 } 18 } 19 }	95 00 42 08	<b>Washer, starter motor, and gearbox screws</b>	8	Ros. 8,4 UNI 1736, zinc plated
	92 60 22 08	<b>Nut, starter motor and gearbox screws</b>	8	
	12 01 19 00	<b>Flange, complete with journal bearing, timing side</b>		
	12 01 19 01	<b>Flange, complete with journal bearing, timing side, u/s 0.2 mm (.0078")</b>		
20 }	12 01 19 02	<b>Flange, complete with journal bearing, timing side, u/s 0.4 mm (.015")</b>	1	
	12 01 19 03	<b>Flange, complete with journal bearing, timing side, u/s 0.6 mm (.023")</b>		
	12 01 19 04	<b>Flange, complete with journal bearing, timing side, u/s 0.8 mm (.031")</b>		
21	98 05 44 25	<b>Screw, flange to crankcase and timing cover</b>	14	
22	12 01 21 00	<b>Lock plate, flange securing nuts, timing side</b>	2	
23	12 01 29 00	<b>Lock plate, flange securing nut, timing side</b>	1	
	12 01 14 00	<b>Flange, complete with journal bearing, flywheel side</b>		
	12 01 14 01	<b>Flange, complete with journal bearing, flywheel side, u/s 0.2 mm (.0078")</b>		
24 }	12 01 14 02	<b>Flange, complete with journal bearing, flywheel side, u/s 0.4 mm (.015")</b>	1	
	12 01 14 03	<b>Flange, complete with journal bearing, flywheel side, u/s 0.6 mm (.023")</b>		
	12 01 14 04	<b>Flange, complete with journal bearing, flywheel side, u/s 0.8 mm (.031")</b>		
25	90 40 53 69	<b>Seal, crankshaft, flywheel side</b>	1	Angus 53.68.10
26	12 01 18 00	<b>Gasket, flange, flywheel side</b>	1	
27	12 01 28 00	<b>Lock plate, cover securing screws, flywheel side</b>	4	
28	14 00 14 00	<b>Timing cover</b>	1	
29	95 51 20 81	<b>Pin, locating, crankcase timing side</b>	2	
30	90 40 28 39	<b>Seal, timing cover</b>	1	Corcos BARD 28x38x7
31	98 62 03 25	<b>Screw, short, timing cover</b>	12	M6x25, Allen, zinc plated
32	98 62 03 35	<b>Screw, long, timing cover</b>	6	M6x35, Allen, zinc plated
33	95 00 42 06	<b>Washer, oil sump securing screws</b>	14	Ros. 6,4 UNI 1736 zinc plated
34	12 00 12 00	<b>Gasket, timing cover</b>	1	
35	14 00 16 00	<b>Cover, generator</b>	1	
36	14 71 02 00	<b>Guide, cable, on generator cover</b>	1	
37	12 01 89 00	<b>Bush, locating, on crankcase flywheel side</b>	2	



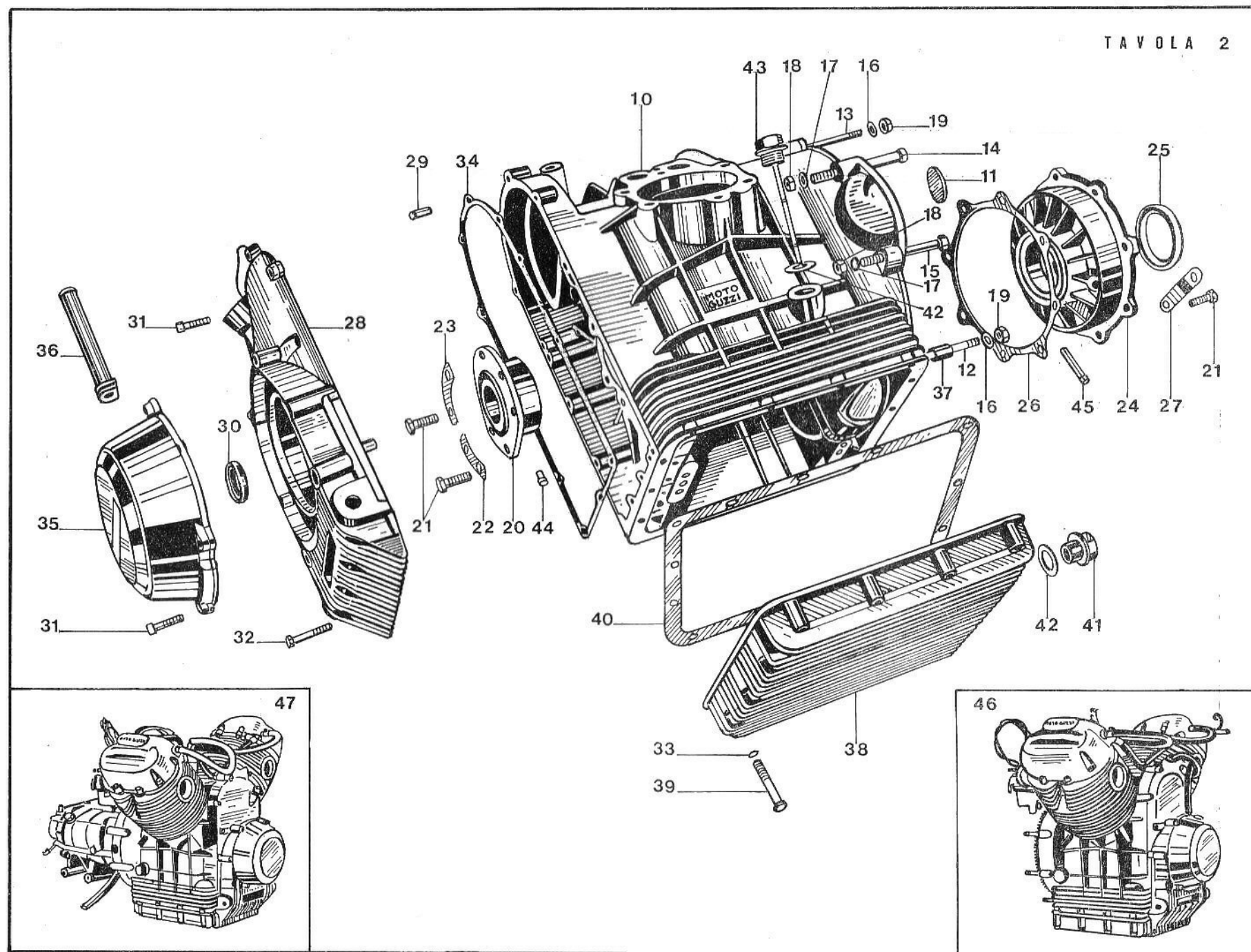


PLATE 2 MODEL: **V7 Sport 750 cc.**  
**Engine**

GROUP: **Crankcase and covers**

Fig. No.	Order No.	D E S C R I P T I O N	Qty	Notes
38	12 00 35 00	Oil sump . . . . .	1	M6x40 UNI 5737-65 8, zinc plated
39	98 05 23 40	Screw, oil sump securing . . . . .	14	
40	12 00 36 00	Gasket, oil sump . . . . .	1	
41	12 00 37 01	Plug, oil drain . . . . .	1	
42	90 71 41 95	Gasket, oil filler and drain plug . . . . .	2	
43	14 00 49 00	Plug, oil filler . . . . .	1	
44	12 01 22 00	Pin, journal bearing to flange, timing side . . . . .	1	
45	12 01 17 00	Pin, journal bearing to flange, flywheel side . . . . .	1	
46	14 99 10 10	Engine, without gearbox . . . . .	1	
47	14 99 14 10	Engine, complete with gearbox . . . . .	1	

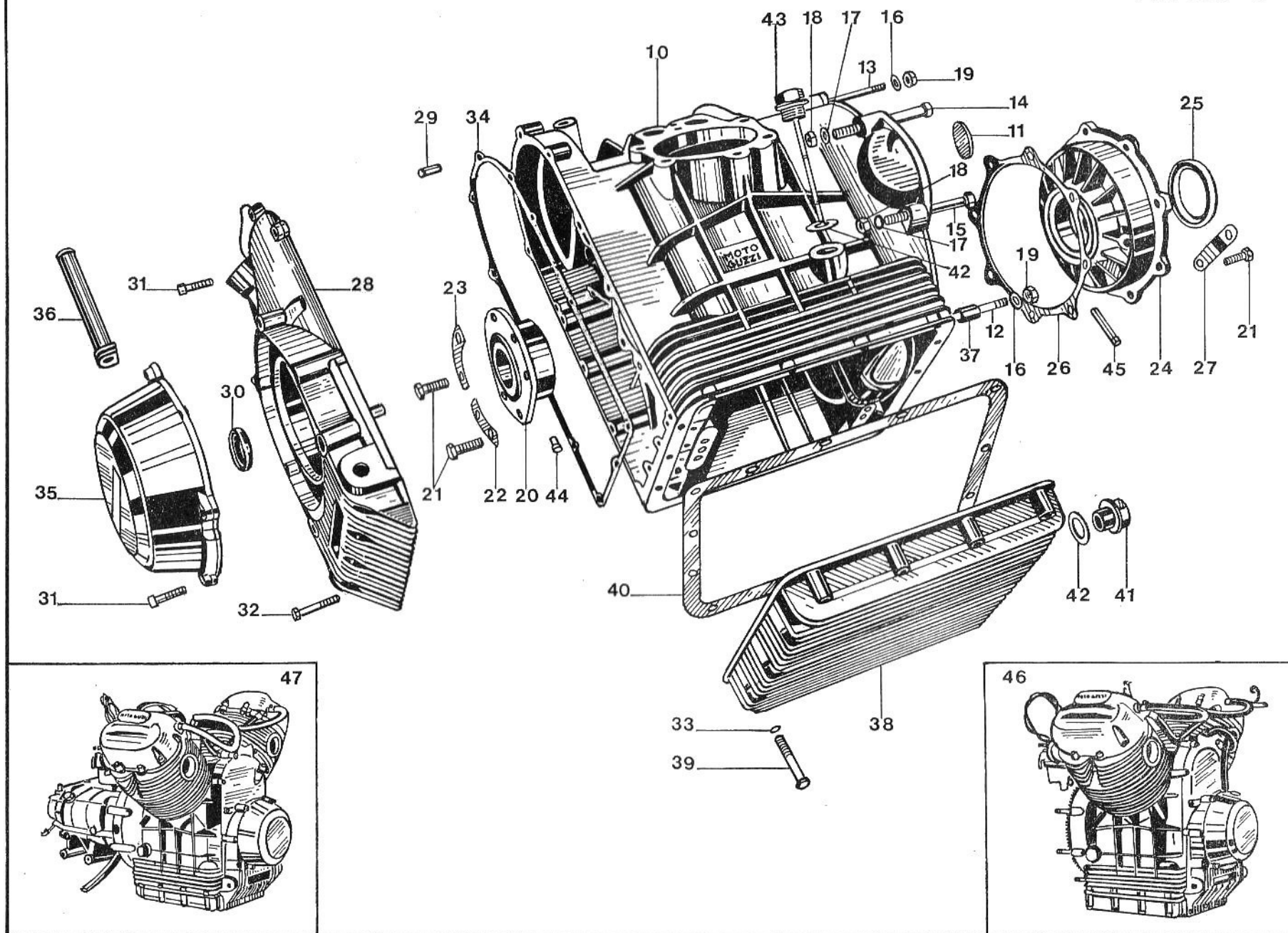


PLATE 3 MODEL: **V7 Sport 750 cc.**  
**Engine**

GROUP: **Crankshaft - Con-rods - Pistons -**  
**Valve gearing**

Fig. No.	Order No.	DESCRIPTION	Qty	Notes
10	14 06 42 00	Crankshaft	1	
11	12 06 54 00	Plug, crankshaft	1	
12	14 06 15 01	Connecting rod, complete with bushing	2	
13	91 11 21 22	Bushing, small end	2	
14	92 73 10 90	Nut, big end bolts	4	
15	14 06 22 01	Screw, big end securing	4	
16	12 06 20 00	Half bearing, standard	4	
	12 06 20 01	Half bearing, u/s 0,254 mm (.01")		
	12 06 20 02	Half bearing, u/s 0,508 mm (.02")		
	12 06 20 03	Half bearing, u/s 0,762 mm (.03")		
17	14 06 04 00	Piston	2	
17/1	14 06 02 00	Piston, c/w rings, pin and circlip	2	
18	14 06 07 00	Piston ring, top	4	
19	14 06 08 00	Piston ring, center	2	
20	14 06 09 00	Oil scraper	2	
20/1	14 06 06 00	Piston, ring set	2	
21	12 06 12 00	Pin, piston	2	
22	90 35 10 37	Circlip, piston pin	4	
23	14 07 17 00	Gear set, crankshaft, camshaft, and oil pump	1	
24	91 70 23 55	Key, crankshaft gear	1	26-31-52 teeth
25	93 60 10 26	Lockring, crankshaft gear	1	
26	95 02 80 25	Washer, crankshaft gear lockring	1	SKF - KM 5
27	92 70 11 87	Nut, timing gear to camshaft	1	SKF - MB 5
28	95 10 06 76	Washer, timing gear securing nut	1	
29	95 51 20 60	Pin, camwheel	1	
30	14 06 70 00	Flywheel	1	
31	12 06 76 00	Lock plate, flywheel securing screw	3	
32	12 06 77 01	Screw, flywheel securing	6	
33	12 06 79 00	Ring gear, starter motor	1	
34	95 12 00 85	Washer, spring, ring gear screws	8	
35	98 05 44 25	Screw, ring gear to flywheel	8	
36	14 05 33 00	Camshaft	1	
37	12 05 40 00	Flange, camshaft	1	
38	98 05 43 20	Screw, flange to crankshaft	3	
39	95 12 00 65	Washer, spring, flange securing screws	3	

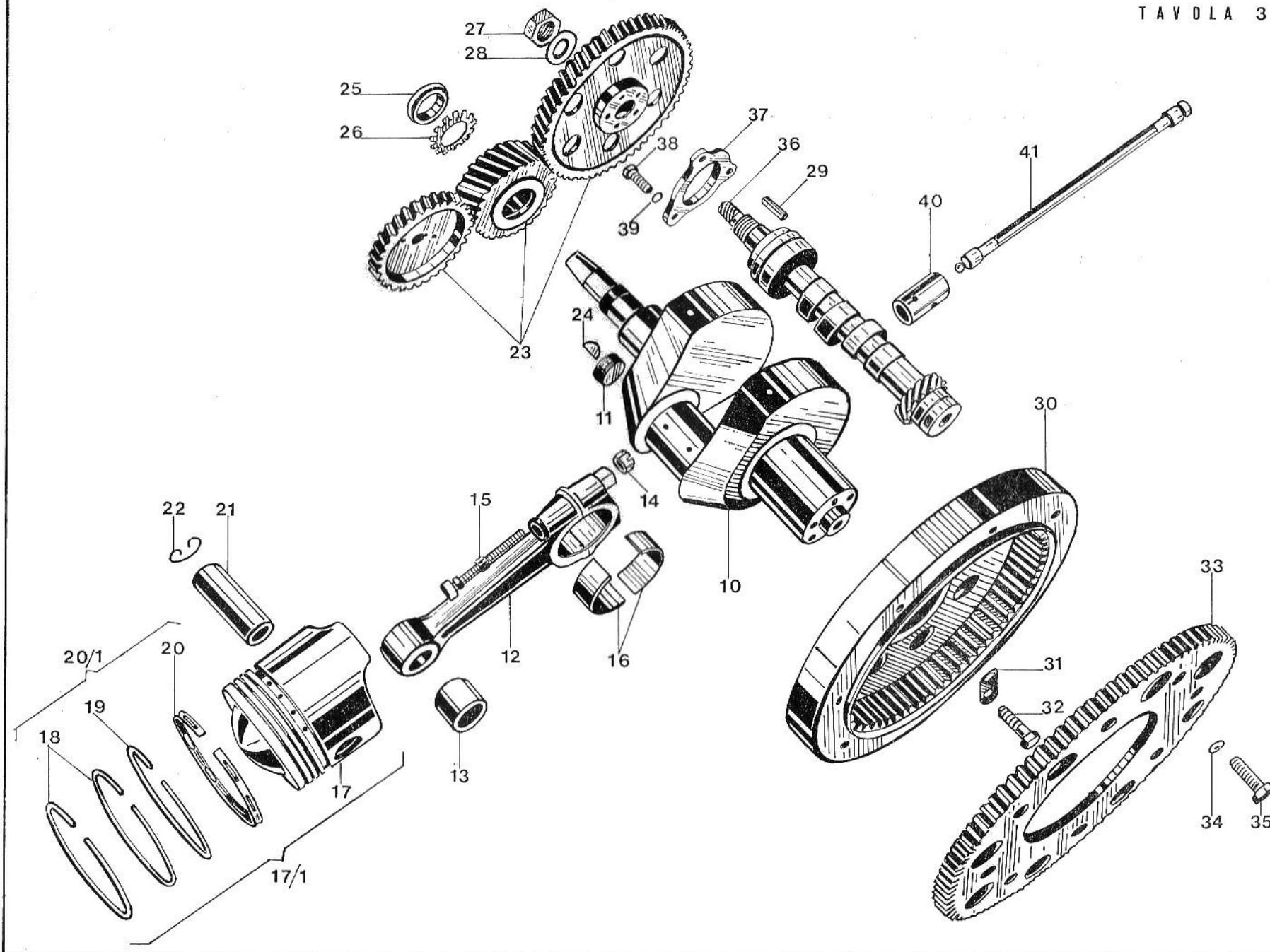


PLATE 3 MODEL: **V7 Sport 750 cc.**  
**Engine**

GROUP: **Crankshaft - Con-rods - Pistons -**  
**Valve gearing**

Fig. No.	Order No.	D E S C R I P T I O N	Q.ty	Notes
40	12 04 58 00	Tappet, standard size	4	
	12 04 58 01	Tappet, o/s 0,05 mm (.0019")		
	12 04 58 02	Tappet, o/s 0,10 mm (.0039")		
41	12 04 50 01	Pushrod, complete	4	

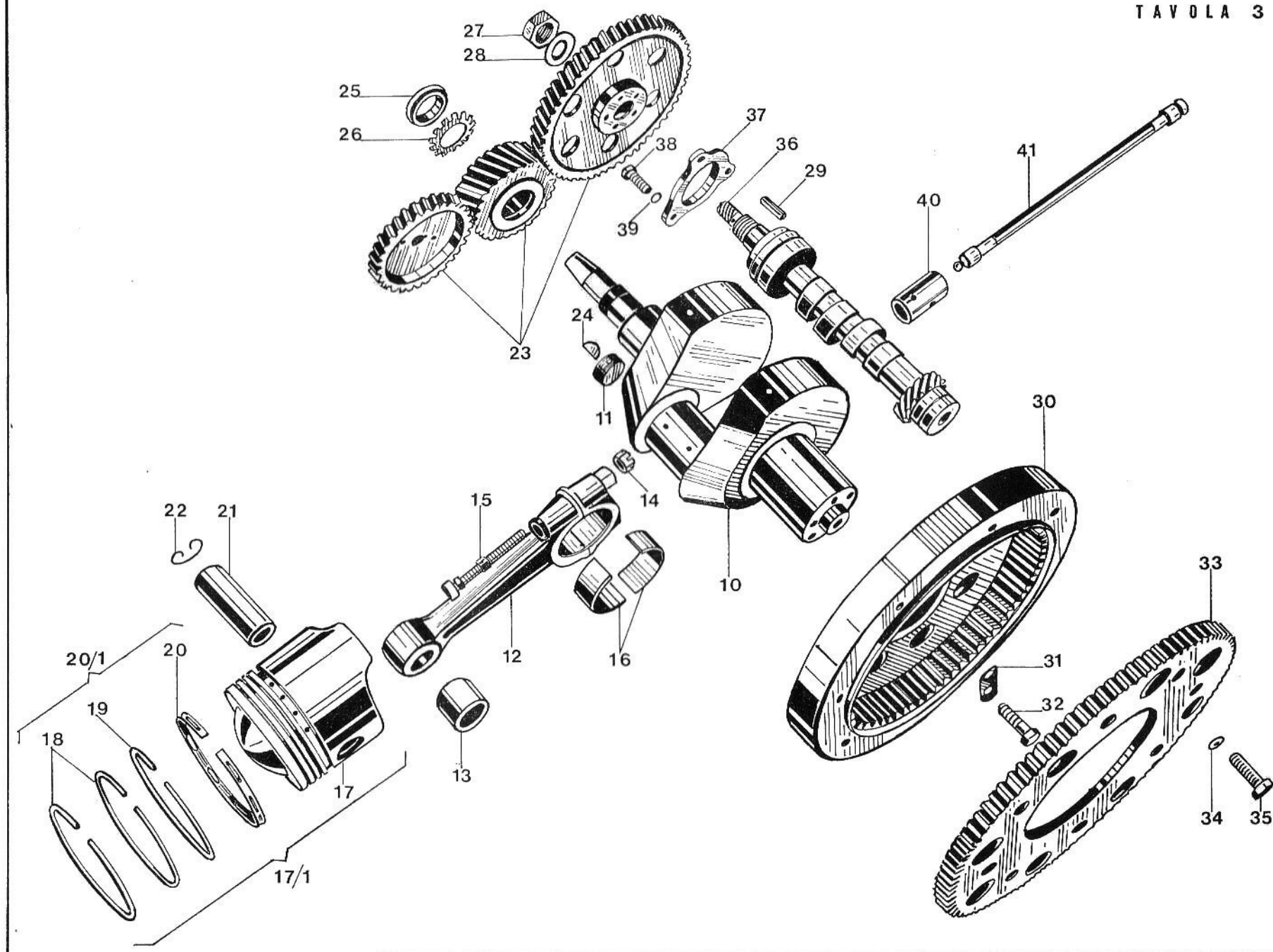




PLATE 4 MODEL: **V7 Sport 750 cc.**  
**Engine**

GROUP: **Oil pump - Pipes - Relief valve -**  
**Oil pressure solenoid - Oil breather**

Fig. No.	Order No.	DESCRIPTION	Q.ty	Notes
10	12 00 72 00	Tube, oil breather . . . . .	1	
11	12 00 76 00	Gasket, oil breather tube . . . . .	1	
12	98 05 43 16	Screw, breather tube and return line band . . . . .	3	
13	95 12 00 65	Washer, breather tube and return line band screw . . . . .	3	
14	12 00 62 00	Pipe, oil return from breather . . . . .	1	
15	12 00 65 00	Band, oil return pipe . . . . .	1	
16	12 00 66 00	Screw, hollow, return pipe securing . . . . .	1	
17	12 00 64 00	Washer, oil return pipe and solenoid screw . . . . .	3	
18	12 15 84 00	Oil pipe . . . . .	1	
19	12 15 91 00	Gasket, oil pipe . . . . .	2	
20	98 05 44 30	Screw, oil pipe securing . . . . .	2	
21	12 15 92 00	Lock plate, oil pipe screws . . . . .	2	
22	12 15 90 00	Plug, oil relief valve . . . . .	1	
23	95 10 05 07	Washer, relief valve plug . . . . .	1	
24	12 15 07 00	Bottom plate, relief valve . . . . .	1	
25	94 32 10 72	Spring, oil relief valve . . . . .	1	
26	12 15 09 00	Plunger, oil relief valve . . . . .	1	
27	13 14 64 00	Oil pump, without driving gear . . . . .	1	
28	12 14 78 00	Spindle, oil pump driven gear . . . . .	1	
29	12 14 85 00	Gear, driven, oil pump . . . . .	1	
30	13 14 77 00	Gear, driving, oil pump . . . . .	1	31 teeth
31	91 70 12 32	Key, oil pump driving gear . . . . .	1	
32	95 12 00 85	Washer, driving gear nut and filter box securing . . . . .	2	
33	92 70 10 86	Nut, oil pump gear to spindle . . . . .	1	
34	98 10 80 42	Screw, short, oil pump to crankcase . . . . .	2	
35	98 05 24 55	Screw, long, oil pump to crankcase . . . . .	2	
36	12 14 98 00	Lock plate, oil pump screws . . . . .	2	
37	12 15 22 00	Oil cleaner, complete . . . . .	1	
38	12 15 30 00	Gauze, oil cleaner . . . . .	1	
39	12 15 26 00	Plate, oil cleaner . . . . .	1	
40	98 02 43 10	Screw, plate securing . . . . .	2	
41	95 02 11 06	Washer, bottom plate securing screws . . . . .	2	
42	12 10 84 00	Band, pipings securing . . . . .	6	
43	12 15 32 00	Gasket, oil cleaner . . . . .	1	
44	98 02 04 35	Screw, oil cleaner securing . . . . .	1	
45	12 15 42 00	Washer, oil pipes to cylinder head . . . . .	6	
46	95 99 00 37	Screw, pipes securing to head . . . . .	3	



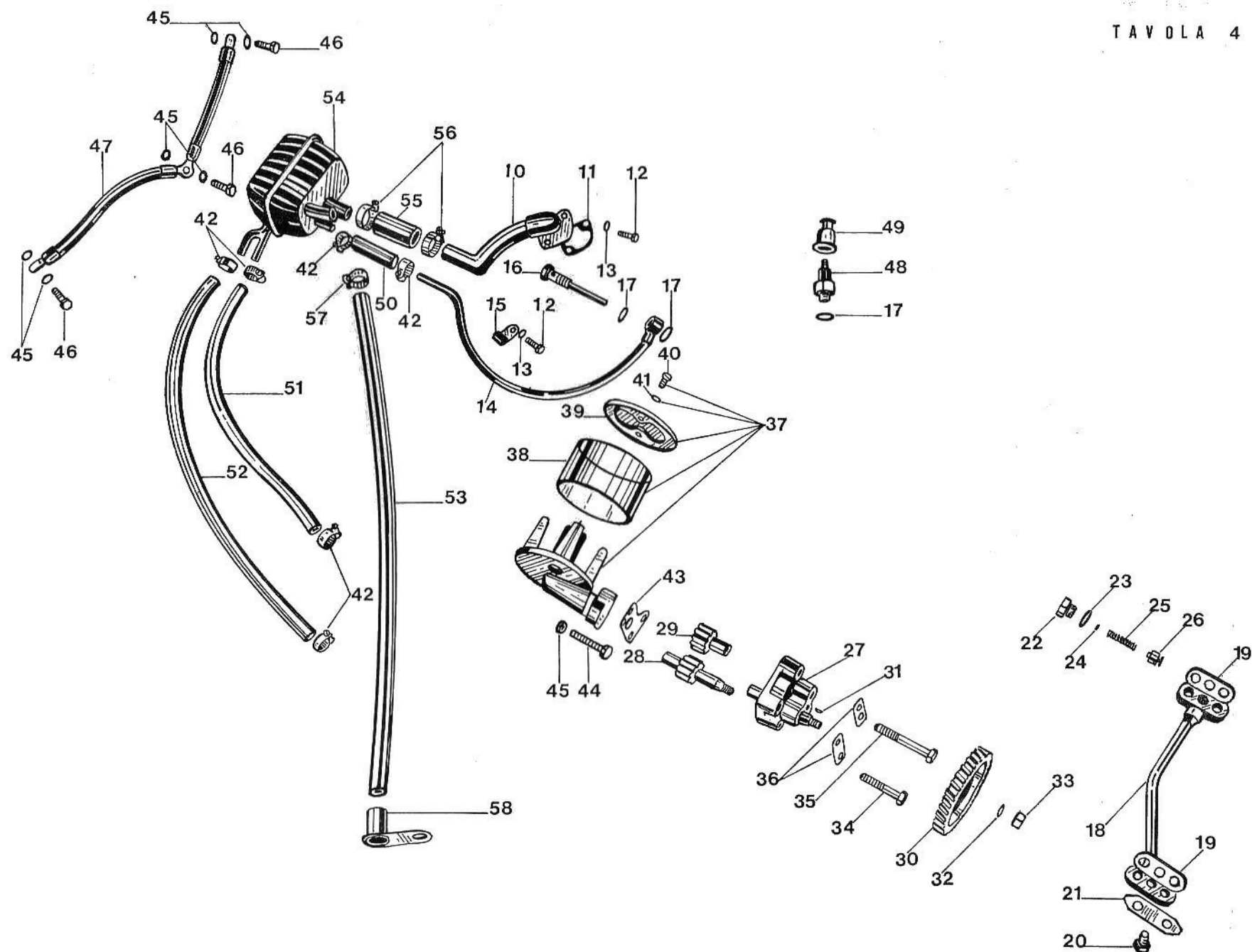




PLATE 4 MODEL: **V7 Sport 750 cc.**  
**Engine**

GROUP: **Oil pump - Pipes - Relief valve -**  
**Oil pressure solenoid - Oil breather**

Fig. No.	Order No.	D E S C R I P T I O N	Q.ty	Notes
47	14 15 36 00	Pipe, delivery to head . . . . .	1	
48	12 76 87 00	Oil pressure solenoid . . . . .	1	
49	12 71 76 00	Cap, oil pressure solenoid . . . . .	1	
50	14 15 75 00	Pipe, flexible . . . . .	1	
51	14 15 96 00	Pipe, flexible to R/H cylinder head . . . . .	1	
52	14 15 97 00	Pipe, flexible to L/H cylinder head . . . . .	1	
53	95 98 51 36	Vent tube . . . . .	1	
54	14 15 57 00	Oil breather unit, complete . . . . .	1	
55	14 15 74 00	Pipe, central, oil breather . . . . .	1	
56	12 15 78 00	Band, central pipe . . . . .	2	
57	12 20 10 00	Band, vent tube . . . . .	1	
58	14 42 45 00	Bracket, vent tube on gear box . . . . .	1	

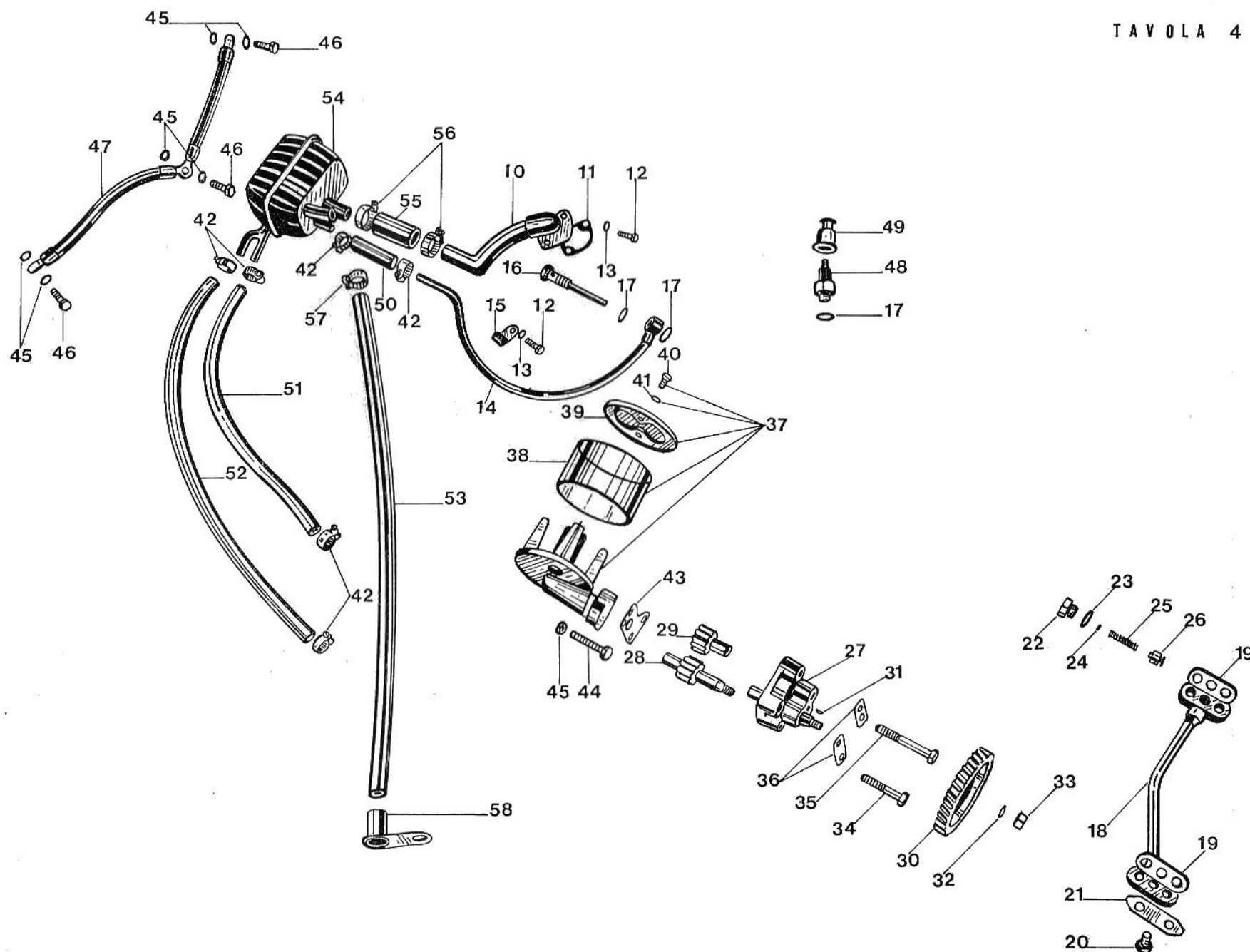


PLATE 5 MODEL: **V7 Sport 750 cc.**  
Engine - Frame

GROUP: **Fuel tank - Carburettor - Exhaust pipes  
and mufflers**

Fig. No.	Order No.	DESCRIPTION	Q.ty	Notes
10	14 10 02 20	Fuel tank	1	
11	14 91 62 01	Decal, R/M "Moto Guzzi"	1	
	14 91 63 01	Decal, L/M "Moto Guzzi"	1	
	12 91 92 00	Decal "Use Shell Oil"	1	
12	53 10 39 00	Filler cap	1	
13	14 10 34 00	Bushing, tank anchoring	2	
14	98 18 11 15	Spacer, tank bushing	2	
15	98 06 24 30	Screw, tank securing	2	M8x30 UNI 5931 - 67 - 8G chromed chromed
16	95 11 02 55	Washer, tank securing screw	4	
17	14 10 38 00	Rubber pad	2	
18	98 05 43 20	Screw, rubber pad	2	
19	95 00 02 06	Washer, pad securing	2	
20	95 02 11 06	Washer, toothed, pad screw	2	
21	92 60 22 06	Nut, pad securing screw	2	
22	14 10 71 00	Pad, center, rubber	1	
23	14 10 90 00	Pad, side, rubber	2	
24	14 10 26 00	Clamp, tank anchoring	1	
25	14 10 54 00	Tap, complete with filter	1	ORLANDI R 91/1
26	14 10 54 06	Electrovalve, complete with filter	1	SIRAI LI 130 1
27	14 10 57 00	Nut, electrovalve tap connection	2	
28	14 10 62 00	Filter, tap and electrovalve	2	ORLANDI
29	90 71 41 03	Washer, tap and electrovalve	2	
30	14 10 65 00	Fuel line, complete	1	
31	12 10 84 00	Band, fuel line	4	
32	14 11 26 02	Carburettors, R/H. complete but w/o throttle cable	1	Dell'Orto VHB 30 CD
33	14 11 26 03	Carburettors, L/H. complete but w/o throttle cable	1	Dell'Orto VHB 30 CS
34	14 11 44 01	Air intake tube	2	
35	14 11 75 00	Cable, throttle control	2	
36	14 11 43 00	Sleeve, rubber on carburettors	1	
37	14 11 45 01	Plate, drilled, rubber sleeve	1	
38	14 12 09 00	Exhaust pipe, R/H	1	
39	14 12 09 05	Exhaust pipe, L/H	1	
40	90 71 83 75	Gasket, exhaust pipe	2	
41	12 12 02 00	Lockring, exhaust pipe to cylinder head	2	
42	14 12 30 00	Muffler, R/H	1	LAFRANCONI SILENTIUM
	14 12 30 05			

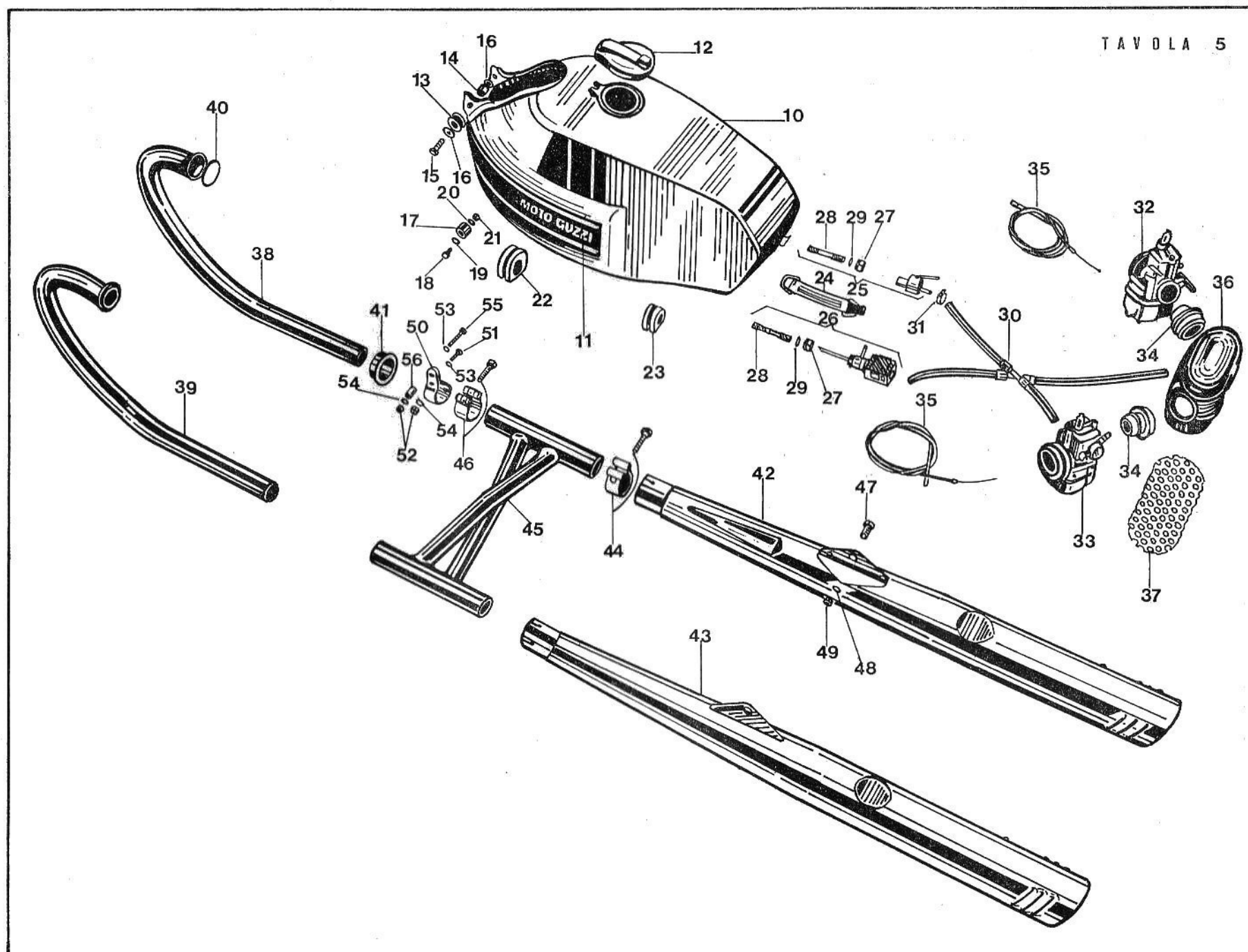


PLATE 5 MODEL: **V7 Sport 750 cc.**  
**Engine - Frame**

GROUP: **Fuel tank - Carburettor - Exhaust pipes  
and mufflers**

Fig. No.	Order No.	D E S C R I P T I O N	Q.ty	Notes
43	14 12 29 00	Muffler, L/H	1	LAFRANCONI SILENTIUM
44	14 12 29 05		2	
45	14 12 69 00	Band, muffler securing	1	
46	14 12 39 00	Chamber, expansion	2	
47	10 12 34 50	Band, expansion chamber securing	2	
48	98 05 44 20	Screw, muffler securing	2	
49	95 02 11 08	Washer, spring, toothed, muffler screw	2	
50	92 60 22 08	Nut, muffler screws	2	
51	14 12 25 00	Band, exhaust pipe securing	2	
52	98 06 43 14	Screw, exhaust pipe band	4	6x14 chromed
53	92 60 32 06	Nut, exhaust pipe band screw	4	Chromed
54	95 11 01 30	Washer, band screw	4	Chromed
55	95 02 11 06	Washer, toothed, band screw	2	
56	98 06 23 35	Screw, band securing	2	6x35 chromed
	91 18 07 18	Spacer, cables retainer	2	

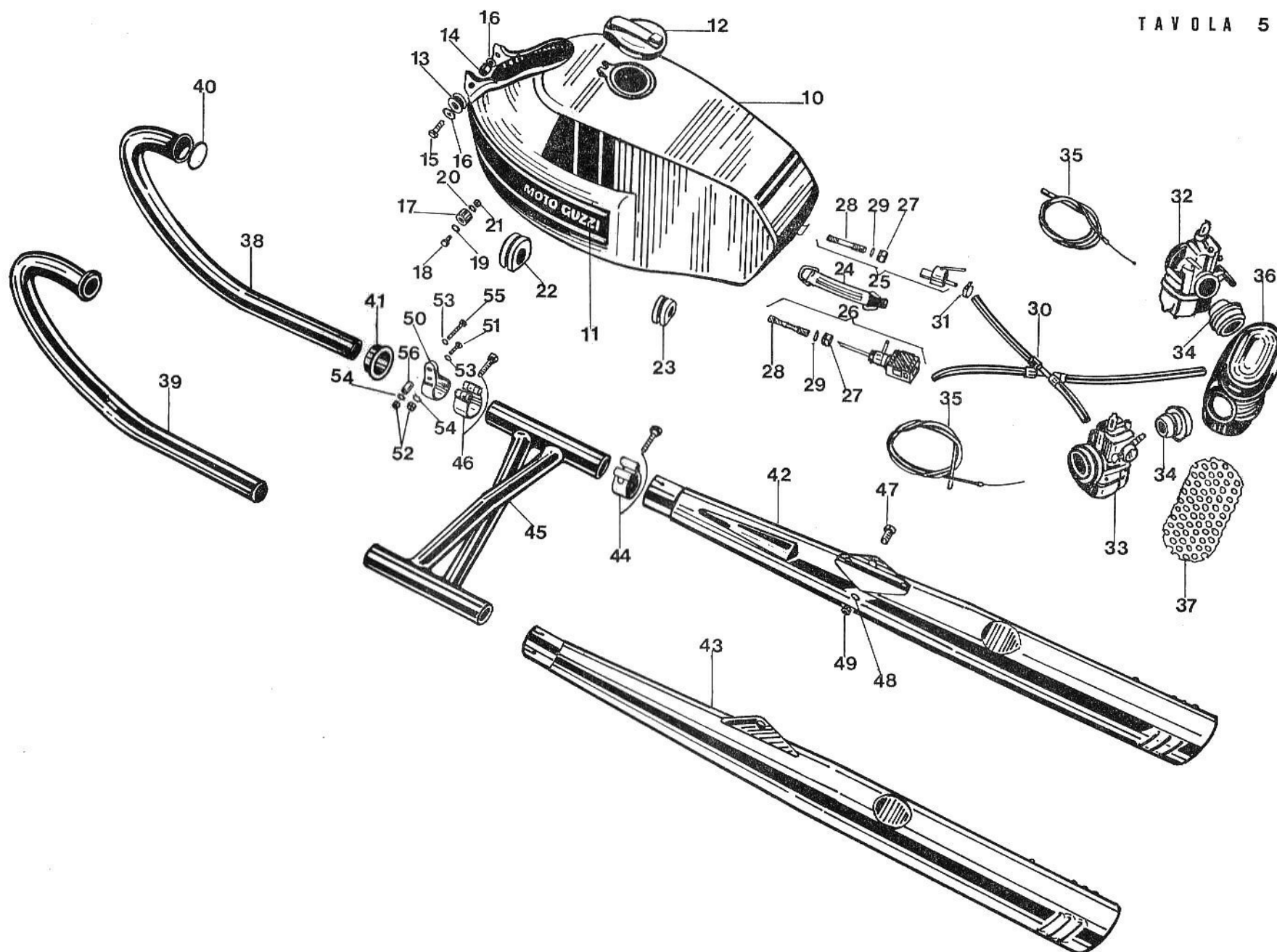


PLATE 6 MODEL: **V7 Sport 750 cc.**  
**Primary drive**

GROUP: **Clutch and controls**

Fig. No.	Order No.	D E S C R I P T I O N	Q.ty	Notes
10	13 08 41 00	Spring, clutch . . . . .	8	OR 3068
11	12 08 29 00	Plate, spring pressure . . . . .	1	
12	12 08 44 00	Plate, clutch, complete . . . . .	2	
13	12 08 23 00	Plate, intermediate, clutch . . . . .	1	
14	12 08 28 00	Cap, spring pressure plate . . . . .	1	
15	14 08 57 00	Rod, spring pressure plate . . . . .	1	
16	12 08 59 01	Tube, intermediate . . . . .	1	
17	14 08 60 00	Inner body, clutch . . . . .	1	
18	12 08 70 01	Bearing, throwout . . . . .	1	
19	14 08 61 00	Outer body, clutch . . . . .	1	
20	90 70 61 70	Seal . . . . .	1	
21	14 09 02 01	Lever, clutch operating on gearbox . . . . .	1	
22	14 09 04 00	Screw, adjusting, clutch lever . . . . .	1	
23	92 60 25 08	Nut, lever adjusting screw . . . . .	1	
24	94 32 11 05	Spring, clutch lever return . . . . .	1	
25	95 78 02 71	Pin, clutch lever to gearbox . . . . .	1	
26	95 50 02 22	Split pin, lever securing pin . . . . .	1	
27	14 09 30 01	Cable, clutch . . . . .	1	



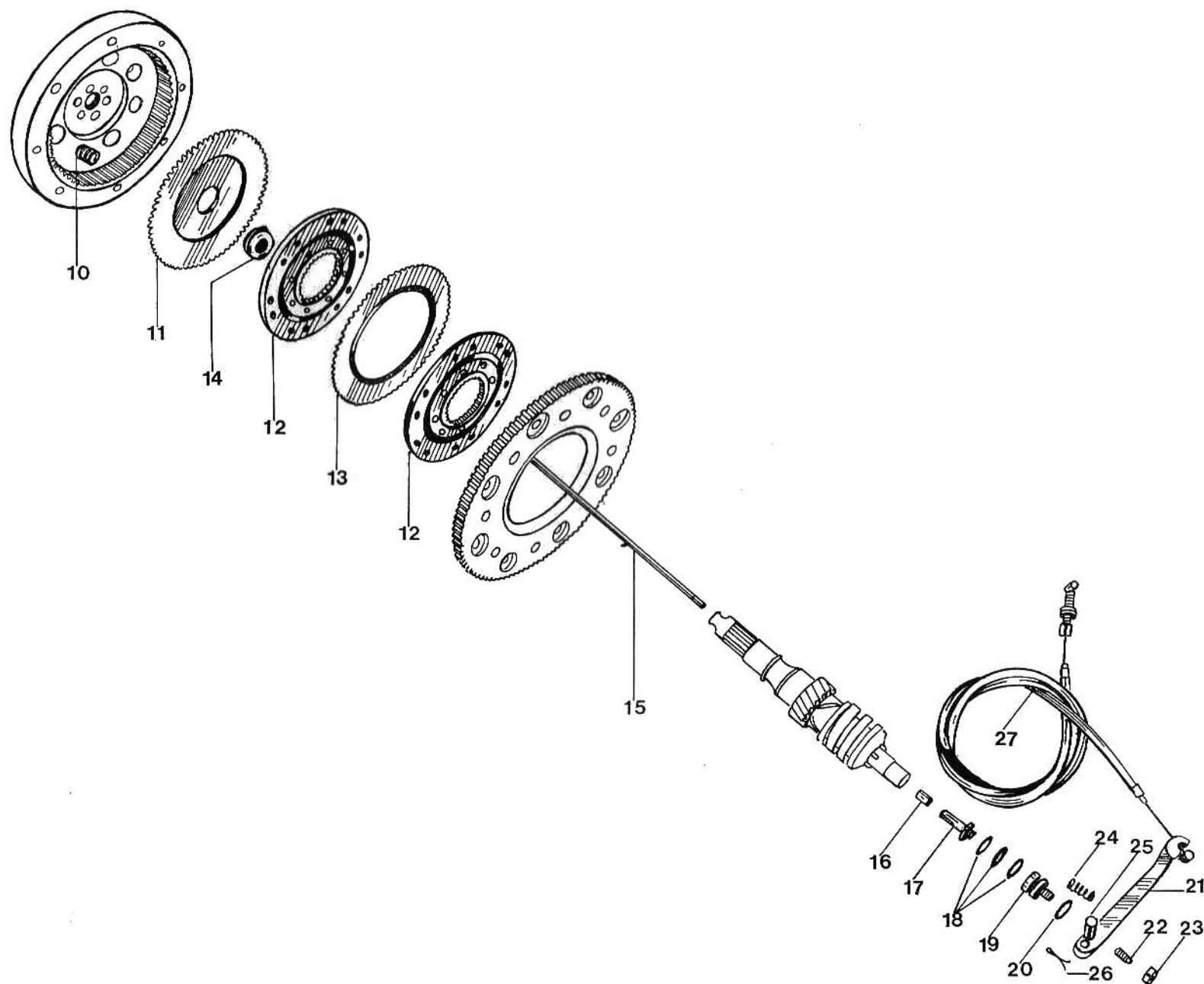


PLATE 7 MODEL: **V7 Sport 750 cc.**  
**Primary drive**

GROUP: **Gearbox - Cover and bearings**

Fig. No.	Order No.	DESCRIPTION	Q.ty	Notes
10	14 20 02 10	Gear box . . . . .	1	
10/1	93 18 02 20	Plug, rubber for gearbox orifice . . . . .	1	
11	14 20 08 10	Cover, gearbox . . . . .	1	
12	92 21 84 24	Bearing, in gearbox for clutch shaft and in cover for layshaft . . . . .	2	25x52x20,6 (Riv 3205)
13	14 21 38 02	Retainer, bearing in gearbox and cover . . . . .	2	
14	98 05 43 16	Screw, bearing retainer . . . . .	4	M6x16
15	14 21 79 00	Lockplate, retainer screws . . . . .	4	
16	92 25 62 18	Bearing, in gearbox for main shaft and in cover for clutch shaft . . . . .	2	17x35x15 (Durkopp type 10 - 2762)
17	92 23 47 17	Bearing, roller, in gearbox for layshaft . . . . .	1	17x47x14 (Riv n. 303)
18	95 51 20 81	Locating pin . . . . .	2	
18/1	12 20 09 00	Bushing, gearbox cover . . . . .	2	
19	14 20 11 10	Gasket, gearbox cover . . . . .	1	
20	92 20 14 17	Bearing, ball, in cover for main shaft . . . . .	1	17x47x14 (RIV 6303)
21	90 40 35 47	Seal, in gearbox cover for layshaft and clutch shaft . . . . .	2	Angus 35x47x7
22	98 62 03 35	Screw, long, gearbox cover . . . . .	1	Allen M6x35
23	98 62 03 25	Screw, short, gearbox cover . . . . .	10	Allen M6x25
24	14 23 78 00	Screw, eccentric, preselector adjusting . . . . .	1	
25	92 60 25 12	Nut, preselector adjusting screw . . . . .	1	M12x1,25 UNI 5589
26	90 70 61 40	Seal, in cover for selector shaft . . . . .	1	OR 3056
27	12 20 72 00	Bracket, neutral indicator . . . . .	1	
28	12 20 77 00	Gasket, neutral indicator bracket . . . . .	1	
29	92 60 82 05	Nut, indicator bracket . . . . .	2	
30	95 10 00 56	Washer, indicator bracket nut . . . . .	2	
31	98 05 43 16	Screw, indicator bracket to gearbox . . . . .	2	
32	95 00 02 06	Washer, indicator bracket screws . . . . .	1	Ros. 6,4 UNI 1733, Zinc plated
33	12 00 37 01	Gasket, oil filler cap . . . . .	1	
34	90 71 41 95	Cap, oil filler . . . . .	1	
35	95 98 06 10	Plug, oil level and drain . . . . .	2	Chromium plated
36	12 23 53 00	Plug, oil breather . . . . .	1	
37	90 71 41 01	Washer, level, drain, and breather plug . . . . .	3	
38	94 32 10 67	Spring, selector drum pawl . . . . .	1	
39	55 23 47 00	Pawl, selector drum . . . . .	1	

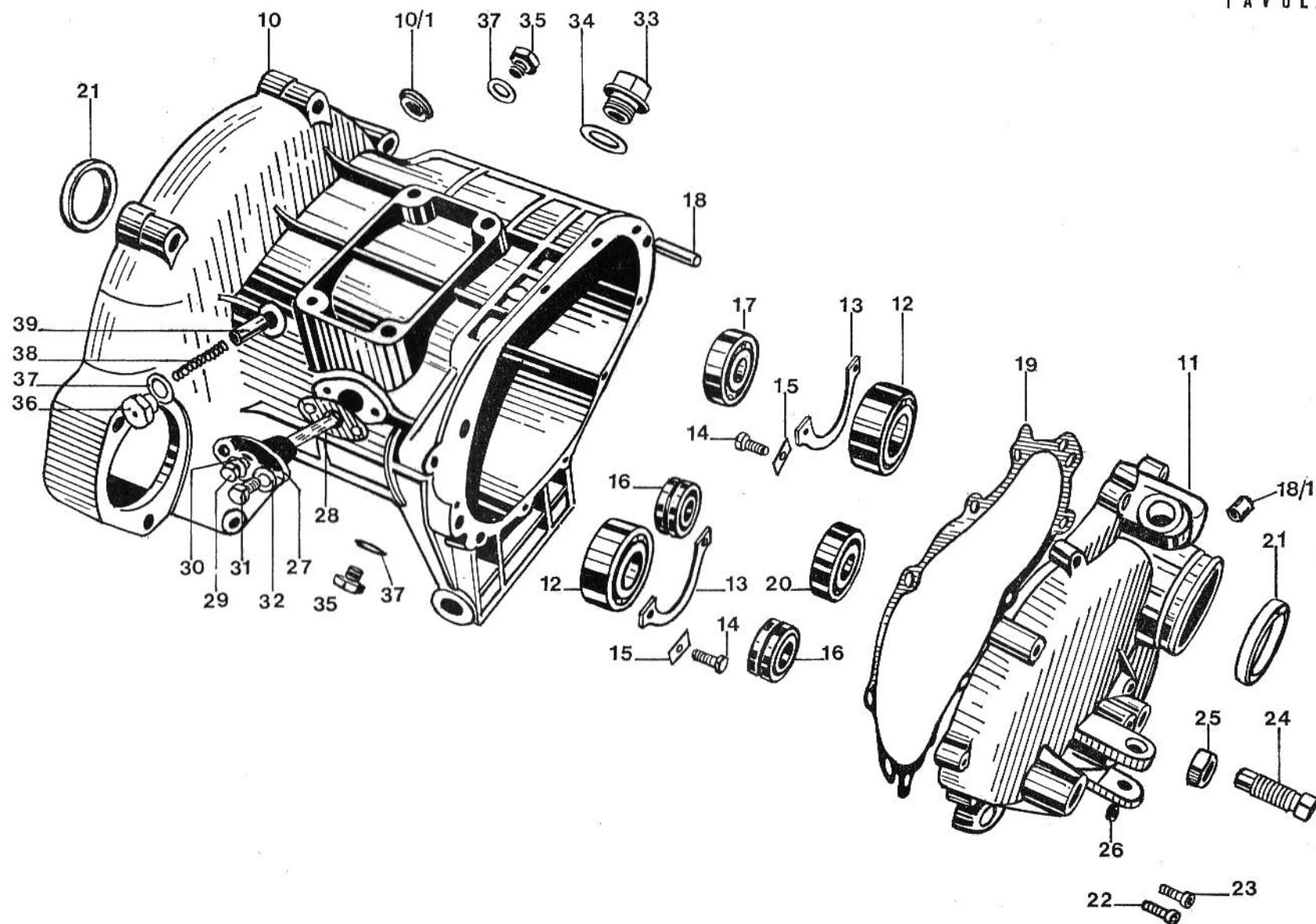


PLATE 8 MODEL: **V7 Sport 750 cc.**  
**Primary drive**

GROUP: **Gearbox - Gears - Shafts - Controls**

Fig. No.	Order No.	DESCRIPTION	Q.ty	Notes
10	14 25 09 00	Pedal, gearshift, R/H	1	
11	14 25 10 00	Rubber, gearshift pedal	1	
12	98 05 44 25	Screw, gearshift pedal	1	8x25 zinc plated
13	92 63 01 06	Nut, gearshift pedal screw	2	
14	98 05 23 25	Screw, ball joint securing	2	
15	95 00 42 06	Shim, joint-lever-nut	4	Ros. 6,4 UNI 1736 zinc plated
16	92 62 23 20	Screw, small hub securing	1	
17	14 25 31 00	Hub, on gearshift rod	1	
18	14 25 20 00	Bushing, gearshift rod	2	
19	14 25 28 01	Spacer, gearshift operating rod	1	
19/1	14 25 14 01	Lever, gearshift operating rod	1	
20	95 02 11 06	Washer, toothed	1	
21	98 05 23 25	Screw, pedal rod	1	
22	14 25 11 01	Rod, gearshift operating	1	
23	92 60 22 06	Nut, ball joint adjusting	1	
24	14 25 80 00	Ball joint	2	
25	14 25 79 00	Stud, ball joint	1	
26	14 25 78 00	Stud, ball joint, complete	1	
27	95 02 11 06	Washer, toothed	1	
28	98 05 23 25	Screw, operating lever	1	
29	12 25 82 00	Lever, gear selector	1	
30	14 23 62 01	Starter pin, complete	1	
31	14 23 64 01	Body, starter pin	1	not supplied as spare part
32	14 23 66 00	Pin, stop	1	
33	10 23 79 00	Pawl, selector	2	
34	10 23 83 00	Spring, pawl	2	
35	95 52 03 14	Pin, pawl retaining	2	
36	14 23 82 00	Spring, selector return	1	
37	14 23 44 00	Drum, gear selection	1	
37/1	14 23 46 00	Dowel, selection drum	4	
38	14 23 55 00	Washer, drum pawl	1	
39	14 23 43 00	Rod, gear selection drum	1	
40	55 23 50 00	Shim, 0,6 mm (.023")	3	
	55 23 50 01	Shim, 0,8 mm (.031")		
	55 23 50 02	Shim, 1 mm (.039")		
	55 23 50 03	Shim, 1,2 mm (.047")		

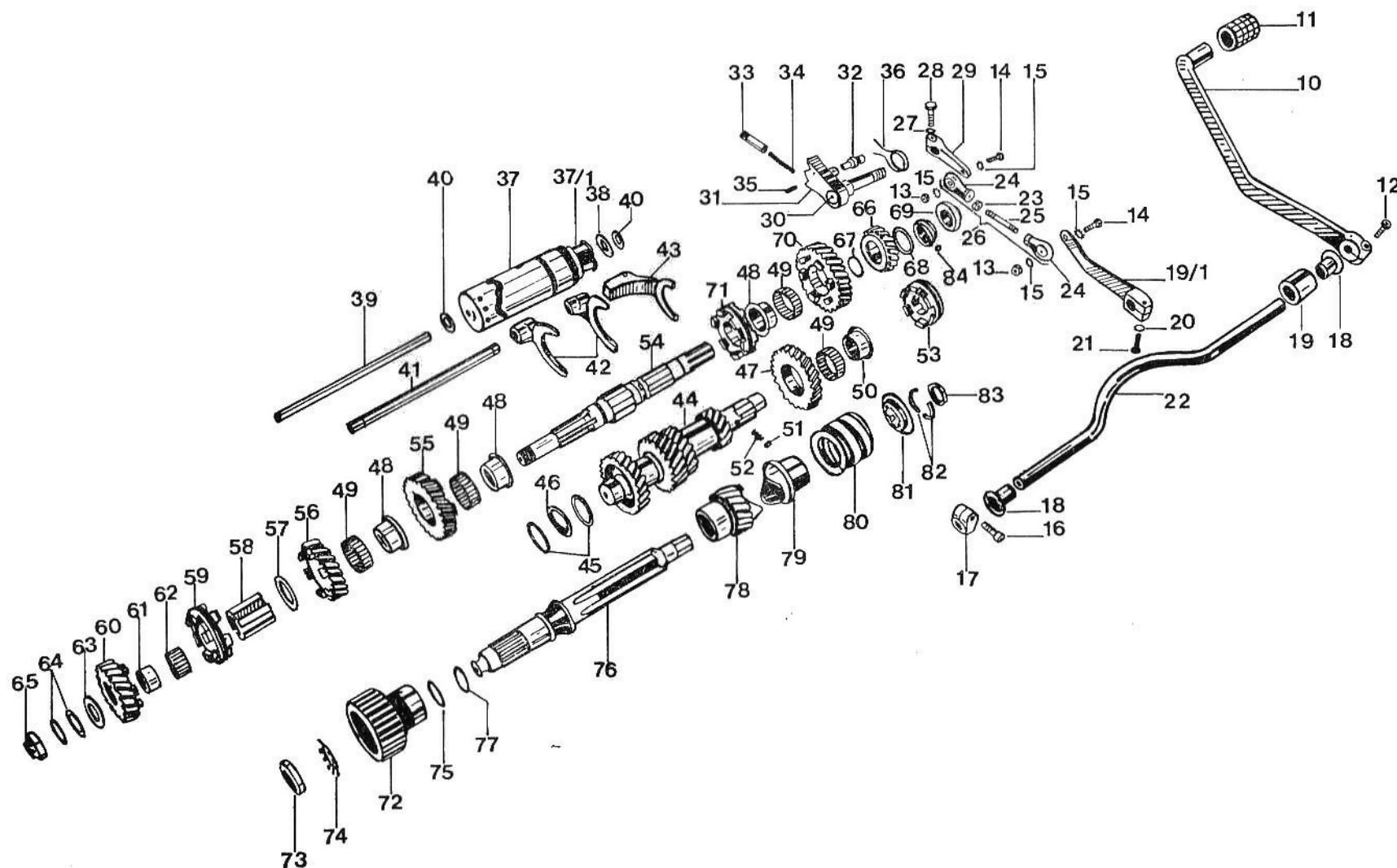


PLATE 8 MODEL: **V7 Sport 750 cc.**  
**Primary drive**

GROUP: **Gearbox - Gears - Shafts - Controls**

Fig. No.	Order No.	DESCRIPTION	Q.ty	Notes
41	14 23 24 00	Rod, fork operating	1	
42	14 23 05 01	Fork, 1st, 2nd, 3rd, 4th speed selection	2	
43	14 23 12 01	Fork, top speed selector	1	
44	14 21 05 11	Main shaft	1	23 - 21 - 18 - 14 teeth
45	12 21 10 00	Shim, for main shaft 4th speed side, 2 mm (.078")	1+1	
	12 21 10 01	Shim, for main shaft 4th speed side, 2,1 mm (.082")		
	12 21 10 02	Shim, for main shaft 4th speed side, 2,2 mm (.086")		
	12 21 10 04	Shim, for main shaft 4th speed side, 2,4 mm (.094")		
46	90 11 82 47	Intermediate washer, main shaft	1	
47	14 21 20 10	Gear, high speed on main shaft	1	24 teeth
48	14 21 30 01	Bushing, 1st, 2nd, and 3rd speed gears on layshaft	3	
49	92 25 10 30	Cage, roller, 1st, 2nd, 3rd speed gears on layshaft and 5th gear on main shaft	4	Durkopp k 30 - 35 - 13 F
50	14 21 22 10	Bushing, high speed gear on main shaft	1	
51	92 29 67 50	Stop pin, high speed gear bushing on main shaft	1	
52	94 32 10 51	Spring, stop pin bushing	1	
53	14 23 15 10	Sleeve, sliding, high gear engaging	1	
54	14 21 36 11	Layshaft	1	
55	14 21 45 10	Gear, 2nd speed on layshaft	1	25 teeth
56	14 21 48 10	Gear, 3rd speed, on layshaft	1	22 teeth
57	14 21 80 11	Shim, 3rd speed gear	1	
58	14 23 25 11	Sleeve, fixed, on layshaft	1	
59	14 23 10 11	Sleeve, sliding, 3rd and 4th gear engagement	1	
60	14 21 51 10	Gear, 4th speed	1	
61	92 25 90 17	Race, inner, roller cage for 4th speed gear	1	Durkopp IR 17x22x13
62	92 25 10 22	Roller cage, 4th speed gear	1	Durkopp K 22x26x13 F
63	14 21 54 00	Shim, 4th speed gear	1	
64	43 08 38 10	Washer, adjusting	2 to 4	
65	14 21 74 10	Nut, layshaft, 4th speed side	1	
66	14 21 52 10	Gear, high speed, on layshaft	1	18 teeth
67	90 70 62 03	Seal, high speed gear on layshaft and on clutch shaft	2	OR 3081
68	14 21 73 00	Shim	1	
69	14 21 93 10	Nut, layshaft	1	
70	14 21 42 10	Gear, 1st speed on layshaft	1	28 teeth
71	14 23 07 10	Sleeve, sliding, 1st and 2nd speed on layshaft	1	
72	14 08 18 10	Inner body, clutch	1	
73	93 60 10 22	Lock ring, clutch inner body to shaft	1	
74	95 02 80 22	Washer, toothed, lockring	1	

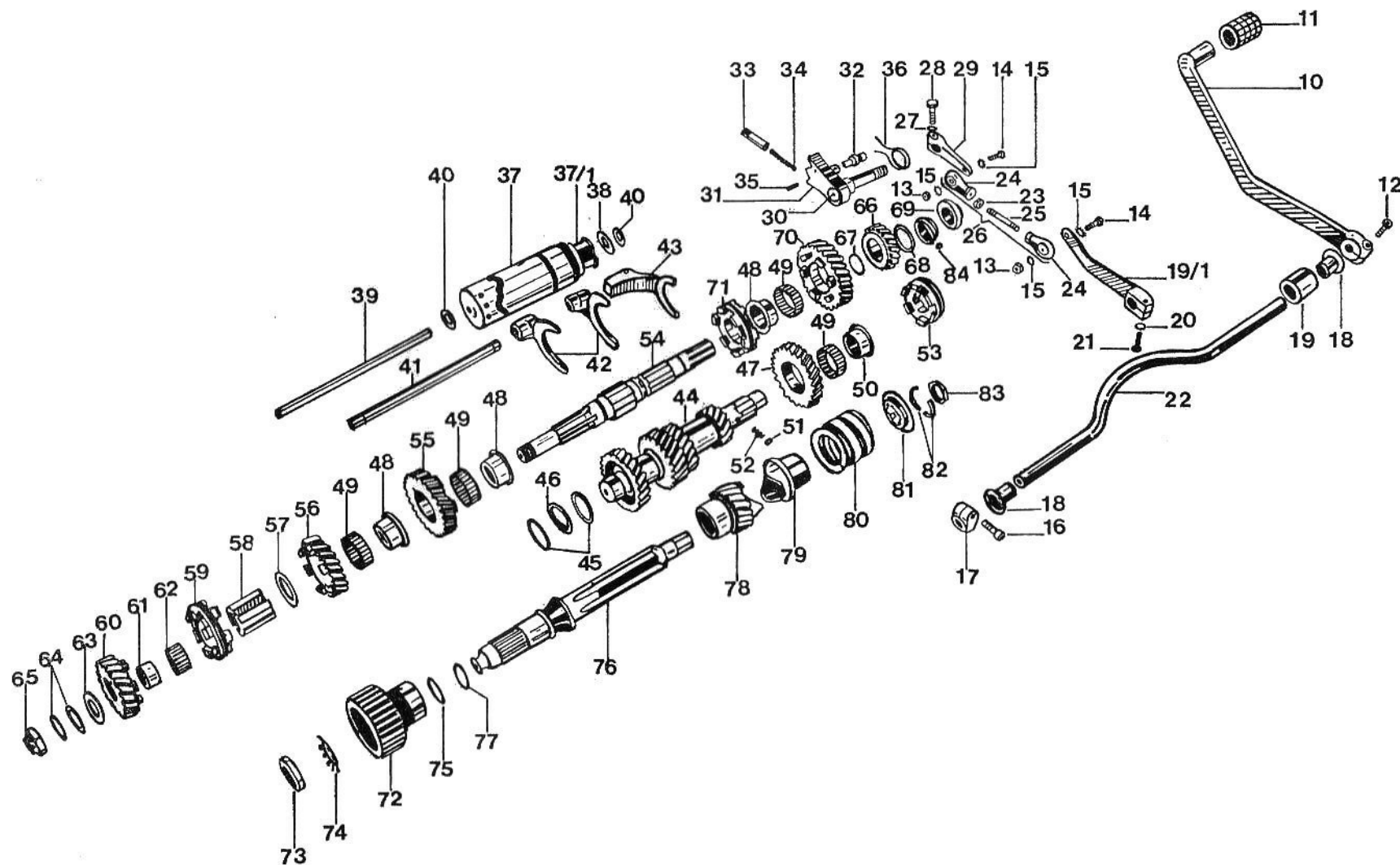


PLATE 8 MODEL: **V7 Sport 750 cc.**  
**Primary drive**

GROUP: **Gearbox - Gears - Shafts - Controls**

Fig. No.	Order No.	D E S C R I P T I O N	Q.ty	Notes
75	90 70 62 35	Seal, on clutch shaft . . . . .	1	OR 2093  27 teeth
76	14 21 07 01	Clutch shaft . . . . .	1	
77	14 21 84 01	Oil thrower, clutch shaft . . . . .	1	
78	14 21 11 10	Counter gear, clutch shaft . . . . .	1	
79	12 21 12 00	Sliding muff . . . . .	1	
80	13 21 15 00	Spring, cush drive . . . . .	1	
81	13 21 16 01	Plate, cush drive . . . . .	1	
82	12 21 17 00	Retainer, cush drive plate . . . . .	2	
83	14 21 94 01	Spacer, clutch shaft . . . . .	1	
84	92 29 57 02	Ball, counter gear locking on layshaft . . . . .	1	



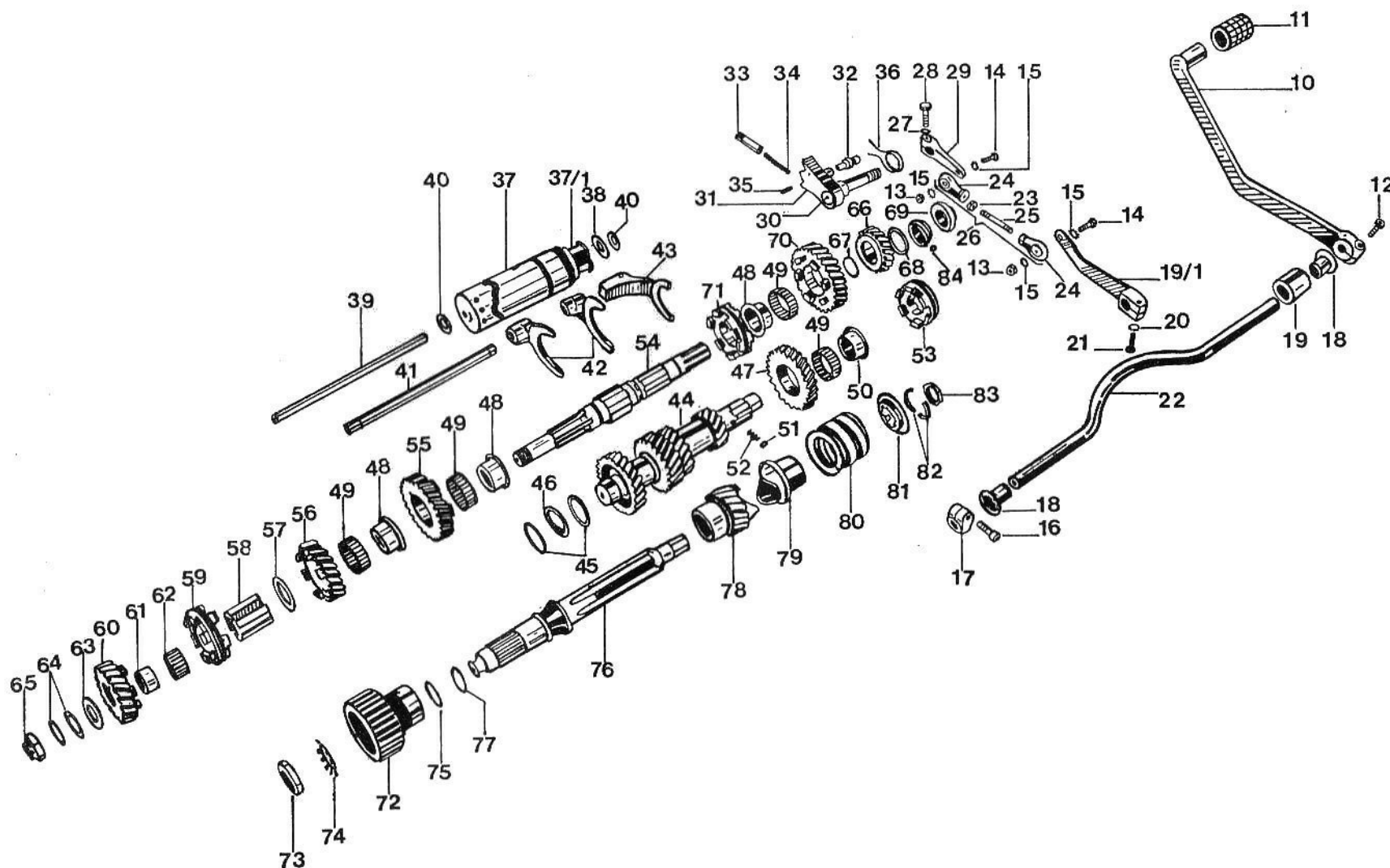


PLATE 9 MODEL: **V7 Sport 750 cc.**  
**Secondary drive**

GROUP: **Rear fork - Rear drive - Shaft -  
Bevel gears**

Fig. No.	Order No.	D E S C R I P T I O N	Q.ty	N o t e s
10	12 54 02 00	Rear fork . . . . .	1	
11	98 06 25 35	Screw, rear fork clamp . . . . .	1	10x35 UNI 5737 - 65 - 8 G chromium plated
12	95 00 52 10	Washer, rear fork clamp screw . . . . .	1	Ros. 10,5 UNI 1736 chrom.
13	14 54 78 00	Cap nut, rear fork securing . . . . .	2	
14	12 54 72 00	Spacer . . . . .	2	
15	14 54 70 00	Pin, rear fork support . . . . .	2	
16	90 40 30 40	Seal, rear fork . . . . .	2	Angus 30x40x7
17	92 24 92 16	Bearing, taper roller . . . . .	2	17x40x12 Riv 01/02/5010
18	96 50 80 45	Bolt, rear drive box to rear fork . . . . .	4	
19	95 12 00 85	Washer, rear drive box to rear fork bolt . . . . .	4	
20	92 60 22 08	Nut, rear drive box to rear fork bolt . . . . .	4	
21	14 35 02 00	Rear drive box, complete . . . . .	1	
22	12 54 80 00	Gaiter, rubber, double joint protection . . . . .	1	
23	12 54 82 01	Band, large, gaiter to rear drive box . . . . .	1	
24	12 54 84 01	Band, small, gaiter to gearbox . . . . .	1	
25	12 32 80 00	Double joint, for layshaft and drive shaft . . . . .	1	UNIVERSAL GIUNTI
26	12 32 63 00	Drive shaft . . . . .	1	
27	12 32 77 00	Sleeve, drive shaft and bevel pinion . . . . .	1	
28	90 27 10 20	Circlip, drive shaft and bevel set . . . . .	2	Seeger 20 e
29	90 27 20 58	Circlip . . . . .	1	Seeger 58 e
30	92 20 42 28	Bearing, ball, rear fork . . . . .	1	28x58x16 Riv ALN 28
31	13 35 03 60	Drive box . . . . .	1	
32	12 00 37 01	Cap, oil filler . . . . .	1	
33	90 71 41 95	Washer, oil filler cap . . . . .	1	
34	95 98 06 10	Cap, oil level . . . . .	1	Chromed
35	90 71 41 01	Washer, oil level cap . . . . .	1	
36	13 35 15 60	Cover, bottom, drive box . . . . .	1	
37	12 35 16 01	Gasket, bottom cover . . . . .	1	
38	98 62 23 20	Screw, bottom cover securing . . . . .	10	M6x20 UNI 5931-67-8G zinc plated
39	92 24 92 25	Bearing, taper roller in housing . . . . .	2	25x52x16,25 Riv 01/02/7205
40	12 35 67 00	Nut, taper roller bearing . . . . .	1	
41	12 35 24 00	Housing, bearing . . . . .	1	
42	12 35 26 00	Gasket, housing-bearing . . . . .	1	
43	90 70 64 90	Seal, in rear drive box . . . . .	1	
44	12 35 29 00	Gasket, bearing housing to rear fork . . . . .	1	

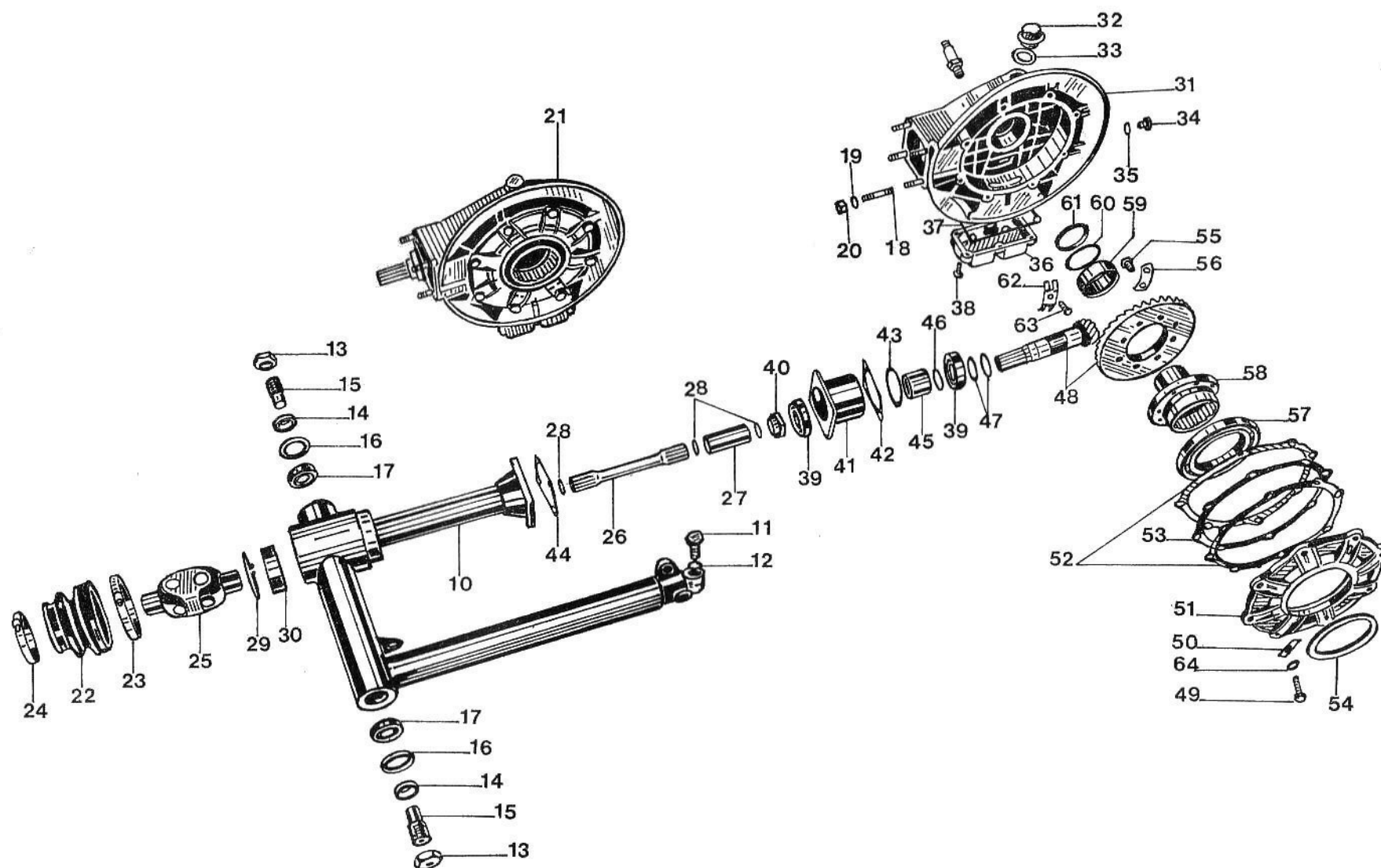


PLATE 9 MODEL: **V7 Sport 750 cc.**  
**Secondary drive**

GROUP: **Rear fork - Rear drive - Shaft -  
Bevel gears**

Fig. No.	Order No.	DESCRIPTION	Q.ty	Notes
45	12 35 51 00	Spacer, bearing	1	
46	12 35 52 02	Shim, spacer-bearing, 0.1 mm (.0039")	} as requir.	
	12 35 52 03	Shim, spacer-bearing, 0.15 mm (.0059")		
	12 35 53 01	Shim, bevel pinion, 1 mm (.039")	1 - 2	
47	12 35 53 02	Shim, bevel pinion, 1.2 mm (.047")	1 - 2	
	12 35 53 03	Shim, bevel pinion, 1.5 mm (.059")	1 - 2	
48	13 35 46 00	Gear set, bevel	1	Pinlon 8 - wheel 35 teeth
49	98 05 44 25	Screw, flange to drive box	8	
50	95 18 70 08	Lock plate, flange screw	8	
51	12 35 04 00	Flange, drive box	1	
52	12 35 07 00	Gasket, flange-spacer, spacer box	2	
	12 35 54 00	Shim, 0.8 mm (.031")	} 1	
	12 35 54 02	Shim, 0.9 mm (.035")		
53	12 35 54 04	Shim, 1 mm (.039")		
	12 35 54 06	Shim, 1.1 mm (.043")		
	12 35 54 08	Shim, 1.2 mm (.047")		
	12 35 54 10	Shim, 1.3 mm (.051")		
54	90 40 70 85	Seal	1	Angus 70.85.8
55	12 35 63 00	Screw, crown wheel to hollow spindle	8	
56	12 35 64 00	Lock plate, crown wheel to hollow spindle screws	4	
57	92 20 10 70	Journal bearing	1	70x110x13 Riv ELL n. 70
58	12 35 14 00	Ball bearing, on flange	1	
59	92 25 43 40	Bearing, roller, in drive box	1	Durkopp NAF 40x55x17
60	12 35 11 00	Retainer, roller bearing	1	
61	90 40 38 50	Seal	1	Angus 38.50.7
62	12 35 13 00	Lock plate, bearing retainer	1	
63	98 28 06 14	Screw, lock plate retaining to box	1	
64	95 00 42 08	Washer, flange securing screw	8	Ros. 8,4 UNI 1736 zinc plated

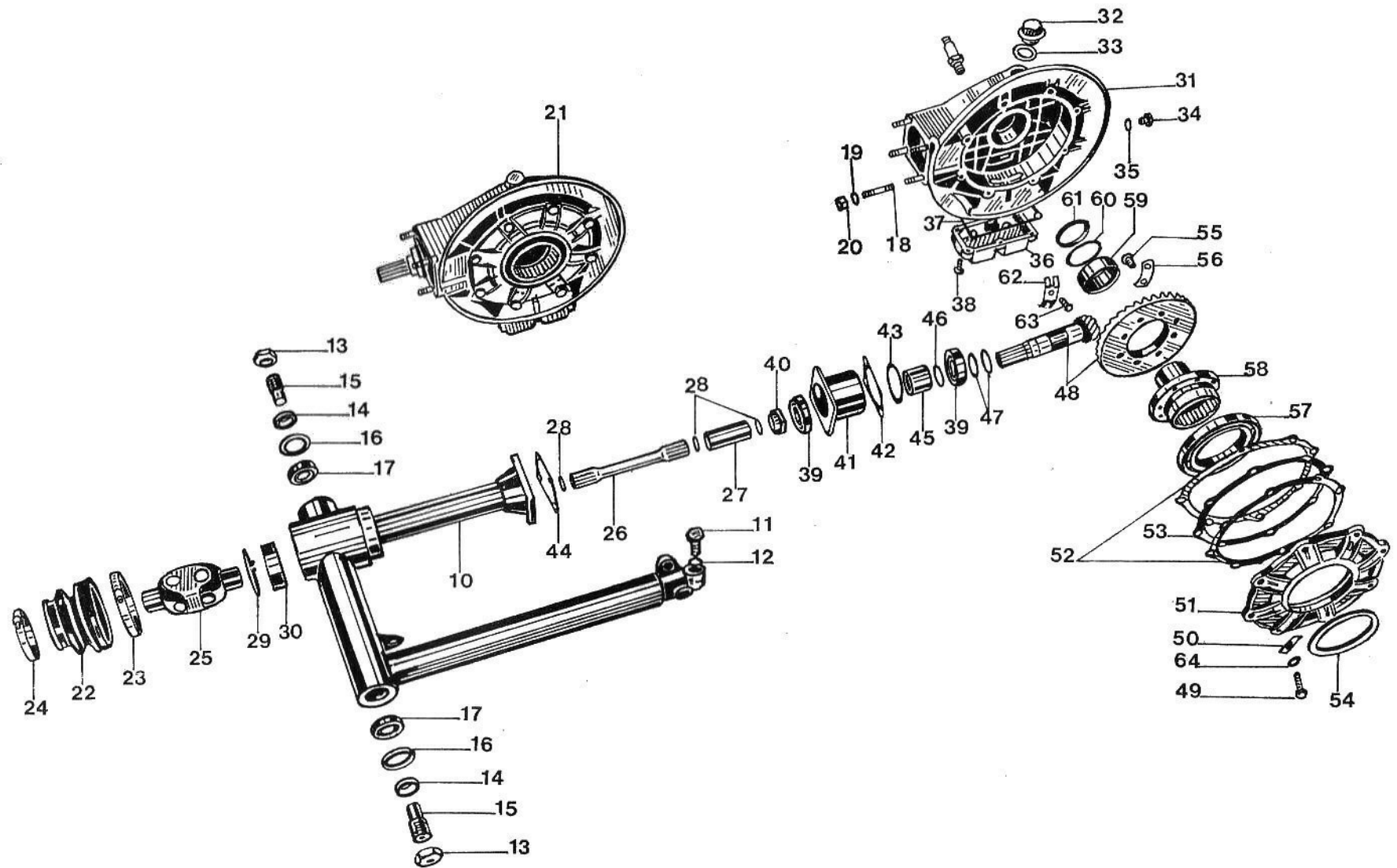


PLATE 10 MODEL: **V7 Sport 750 cc.**  
**Frame**

GROUP: **Frame - Center stand - Footboards -**  
**Stays - Seat - Rear fender**

Fig. No.	Order No.	D E S C R I P T I O N	Q.ty	Notes
10	14 40 01 20	Frame	1	
11	93 18 00 80	Grommet	4	
12	14 42 03 00	Bottom member, cradle R/H	1	
13	14 42 21 00	Bottom member, cradle L/H	1	
14	98 66 36 30	Screw, lower frame member securing	6	Allen M12x1,25 UNI 5932 67-8G chromed
15	95 02 11 12	Washer, toothed, lower member to frame screws	6	
16	92 60 23 12	Nut, lower member to frame screws	6	
17	14 43 03 00	Center stand	1	
18	14 43 29 00	Plate, stand attachment, R/H	1	
19	14 43 32 00	Plate, stand attachment, L/H	1	
20	12 43 40 01	Spring, stand return	2	
21	14 43 35 00	Bushing, center stand	2	
22	98 05 25 45	Screw, center stand securing	2	10x45 8G zinc plated
23	95 00 42 10	Washer, center stand securing screws	2	
24	14 43 34 00	Washer, spring, center stand securing screws	2	KALWAS B18 (19x34x2,8)
25	95 02 11 10	Washer, toothed, center stand securing screws	2	
26	92 60 22 10	Nut, center stand screws	2	
27	14 44 36 00	Footboard, R/H	1	
28	14 44 61 00	Footboard, L/H	1	
29	14 44 02 00	Footrest, R/H front, L/H rear	2	
30	14 44 13 00	Footrest, R/H rear, L/H front	2	
31	14 44 32 00	Rubber, footrest	4	
32	98 05 36 55	Screw, footrest, securing	4	M12x1,25x55 UNI 5738 65 - 8G zinc plated
33	14 44 43 00	Washer, footrest securing screws	4	
34	92 60 25 12	Nut, footrest screws	4	
35	14 41 82 00	Bracket, battery	1	
36	98 05 44 16	Screw, battery bracket	7	
37	95 00 42 08	Washer, battery bracket screws	7	
38	95 02 11 08	Washer, toothed, battery bracket screws	3	
39	92 60 22 08	Nut, battery bracket screws	3	
40	14 43 87 00	Splash guard, metal	1	
41	45 40 97 01	Plug, sealing	1	
42	98 05 43 20	Screw, splash guard securing	4	
43	93 11 00 60	Rubber block, splash guard securing screws	8	
44	95 00 02 06	Washer, plain, splash guard screws	4	

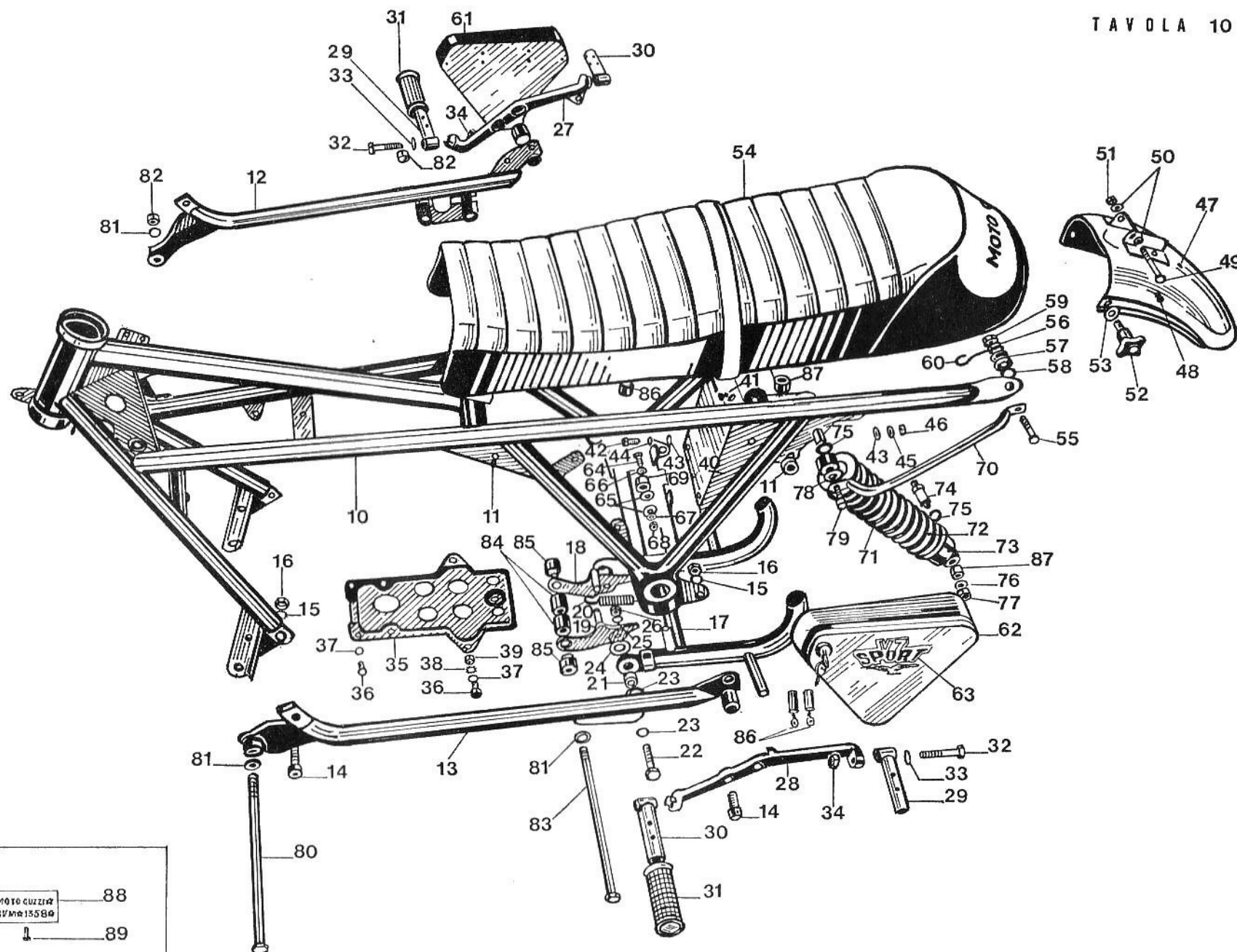


PLATE 10 MODEL: V7 Sport 750 cc.  
Frame

GROUP: Frame - Center stand - Footboards -  
Stays - Seat - Rear fender

Fig. No.	Order No.	DESCRIPTION	Q.ty	Notes
45	95 10 01 41	Washer, plain, self locking nuts	4	
46	92 63 01 06	Nut, self locking, splash guard screws	4	
47	14 43 70 01	Fender tip, removable	1	
48	93 18 00 00	Plug, sealing	2	
49	98 05 23 55	Screw, rear fender tip securing	1	M6x55 UNI 5737-65 8G zinc plated
50	95 00 02 06	Washer, fender tip securing screw	2	
51	92 63 01 06	Nut, self locking, fender tip screw	1	
52	14 43 90 01	Wing screw, rear fender removable tip	2	
53	14 43 98 00	Washer, wing screw	2	
54	14 46 05 00	Dual seat	1	
55	98 06 24 40	Screw, rear seat securing	2	M8x40 UNI 5737-65-8G chr. Chromed
56	95 00 62 08	Washer, rear seat securing screws	2	
57	91 18 09 20	Bushing, rear seat securing screws	2	
58	10 50 22 50	Pad, rubber, rear seat securing	4	
59	92 60 22 08	Nut, rear seat securing screws	2	
60	53 62 75 00	Grommet, cable guide	1	
61	14 47 60 20	Tool box, R/H	1	
62	14 47 61 20	Tool box, L/H	1	
63	14 91 78 02	Decal, tool box, R/H	1	
63	14 91 79 02	Decal, tool box, L/H	1	
64	98 05 43 20	Screw, tool box securing	6	
65	93 11 00 60	Washer, rubber, tool box securing screws	8	
66	95 10 01 41	Washer, plain, tool box screws (external)	2	
67	95 00 02 06	Washer, plain, tool box screws (internal)	10	
68	92 63 01 06	Nut, self locking, tool box screws	6	
69	14 10 38 00	Pad, rubber, tool box	4	
70	14 46 43 00	Lifting handle	2	
71	14 55 02 00	Shock absorbers unit	2	
72	14 55 23 00	Spring, rear damper	2	
73	14 55 11 00	Rear damper	2	Koni 76 F - 1267
74	12 55 52 01	Spindle, bottom securing	2	
75	95 00 52 15	Washer, inner, top and bottom damper securing spindles	4	Ros. 7,5 UNI 1736, chrom.
76	95 11 03 37	Washer, outer, bottom damper securing spindles	2	Chromed
77	92 60 32 10	Nut, bottom damper securing spindles	2	Chromed
78	95 11 02 55	Washer, external, top damper securing screws	2	
79	98 06 44 16	Screw, damper, top securing	2	8x16 UNI 5739-65-8G, chr.



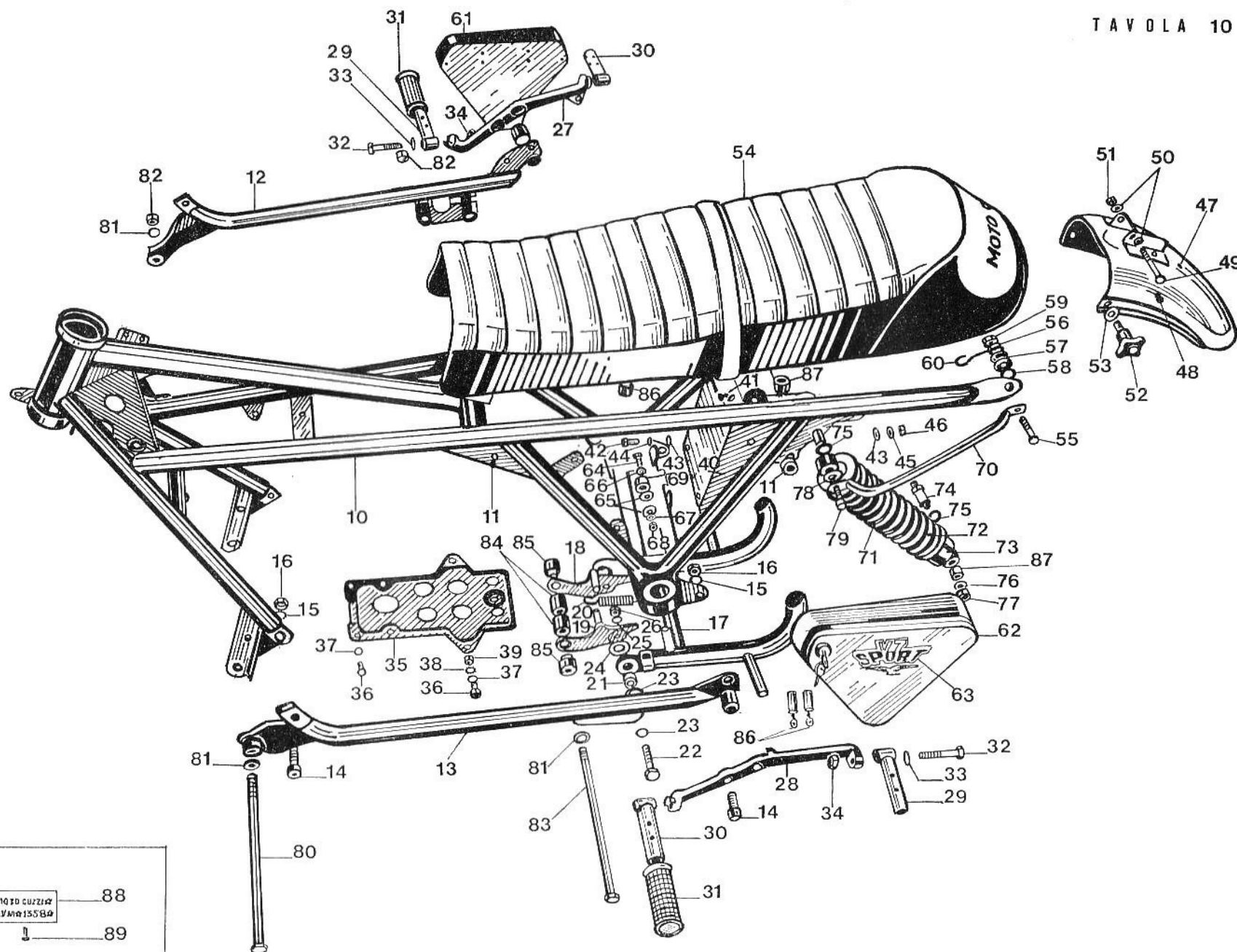


PLATE 10 MODEL: **V7 Sport 750 cc.**  
**Frame**

GROUP: **Frame - Center stand - Footboards -  
Stays - Seat - Rear fender**

Fig. No.	Order No.	D E S C R I P T I O N	Q.ty	Notes
80	14 42 95 00	Bolt, front, engine to frame . . . . .	1	Ros. 13 UNI 1733, zinc pl.
81	95 00 02 13	Washer, front engine bolt . . . . .	3	
82	92 60 23 12	Nut, front engine bolt . . . . .	3	
83	14 42 96 00	Bolt, rear, engine to frame . . . . .	1	
84	14 42 98 00	Spacer, between stand plate and gearbox . . . . .	2	
85	14 42 99 00	Spacer, between stand plate and frame . . . . .	2	
86	14 78 22 00	Lock set for tool boxes complete with keys . . . . .	1	
87	13 91 85 23	Tag, identification . . . . .	1	
88	45 91 85 70	Rivet, identification tag . . . . .	1	

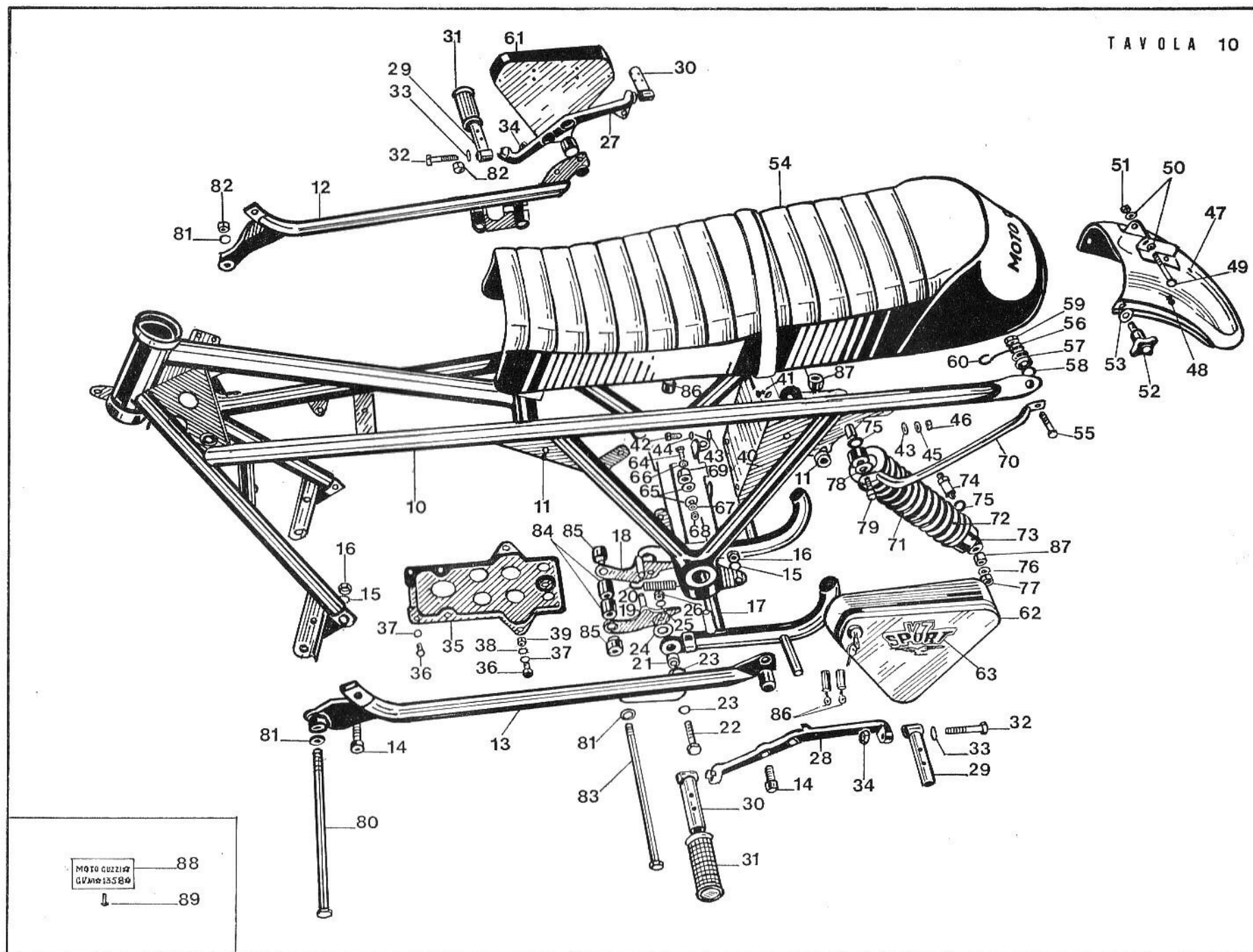


PLATE 11 MODEL: **V7 Sport 750 cc.**  
**Steering**

GROUP: **Front fork - Steering damper -  
Front fender**

Fig. No.	Order No.	D E S C R I P T I O N	Q.ty	Notes
10	14 49 02 00	Front fork, complete . . . . .	1	M10x35 UNI 5931-67-8G, zinc plated
11	14 50 45 00	Plug, front fork, top . . . . .	2	
12	90 70 62 38	Gasket, top fork plug . . . . .	2	
13	98 62 25 35	Screw, top linking plate and bottom yoke . . . . .	5	
14	14 49 31 00	Top linking plate . . . . .	1	
15	14 51 59 01	Knob, steering damper rod . . . . .	1	Chromium plated 25x52x16,25 Riv 01/02/7205
16	95 00 02 06	Washer, plain, steering damper and damper securing . . . . .	2	
17	92 63 01 06	Nut, self locking, steering damper rod and damper unit . . . . .	3	
18	14 51 89 00	Plate, steering damper control . . . . .	1	
19	14 51 62 00	Spring, steering damper control rod return . . . . .	1	
20	14 51 71 00	Bushing, spring housing . . . . .	1	Lims
21	14 51 66 00	Bushing, steering locking . . . . .	1	
22	14 51 64 00	Plate, steering locking . . . . .	1	
23	10 51 34 00	Nut, steering column . . . . .	1	
24	14 49 46 00	Cup, steering damper . . . . .	1	
25	92 24 92 25	Bearing, taper roller . . . . .	2	6 x 35 zinc plated
26	14 51 67 00	Shim, bottom bearing . . . . .	1	
27	14 51 70 00	Dust ring, bearing . . . . .	1	
28	13 53 02 40	Steering damper . . . . .	1	
29	14 53 08 00	Spacer, steering damper . . . . .	2	
30	98 05 23 35	Screw, steering damper securing . . . . .	2	M10x40 UNI 5931-67-8G ch.
31	95 10 01 42	Shim . . . . .	3	
32	14 49 40 00	Bottom yoke . . . . .	1	
32/1	14 49 43 00	Bushing, on bottom yoke . . . . .	1	
33	14 50 48 00	Screw, damper to fork . . . . .	2	
34	98 62 25 35	Screw, bottom cover tube . . . . .	2	MIM 3547
35	10 52 89 00	Washer, bottom cover tube screw . . . . .	2	
36	98 66 05 40	Screw, bottom cover to wheel spindle . . . . .	2	
37	92 60 22 10	Nut, bottom cover screw . . . . .	2	
38	14 52 25 00	Cover bottom, R/H . . . . .	1	
39	14 52 26 00	Cover, bottom, L/H . . . . .	1	
40	14 52 45 00	Housing, on bottom cover . . . . .	2	
41	90 40 35 47	Seal . . . . .	2	
42	90 27 20 47	Circlip on covers . . . . .	2	
43	98 62 03 12	Screw, oil drain from fork legs . . . . .	2	
44	90 71 40 60	Gasket, oil drain screw . . . . .	2	

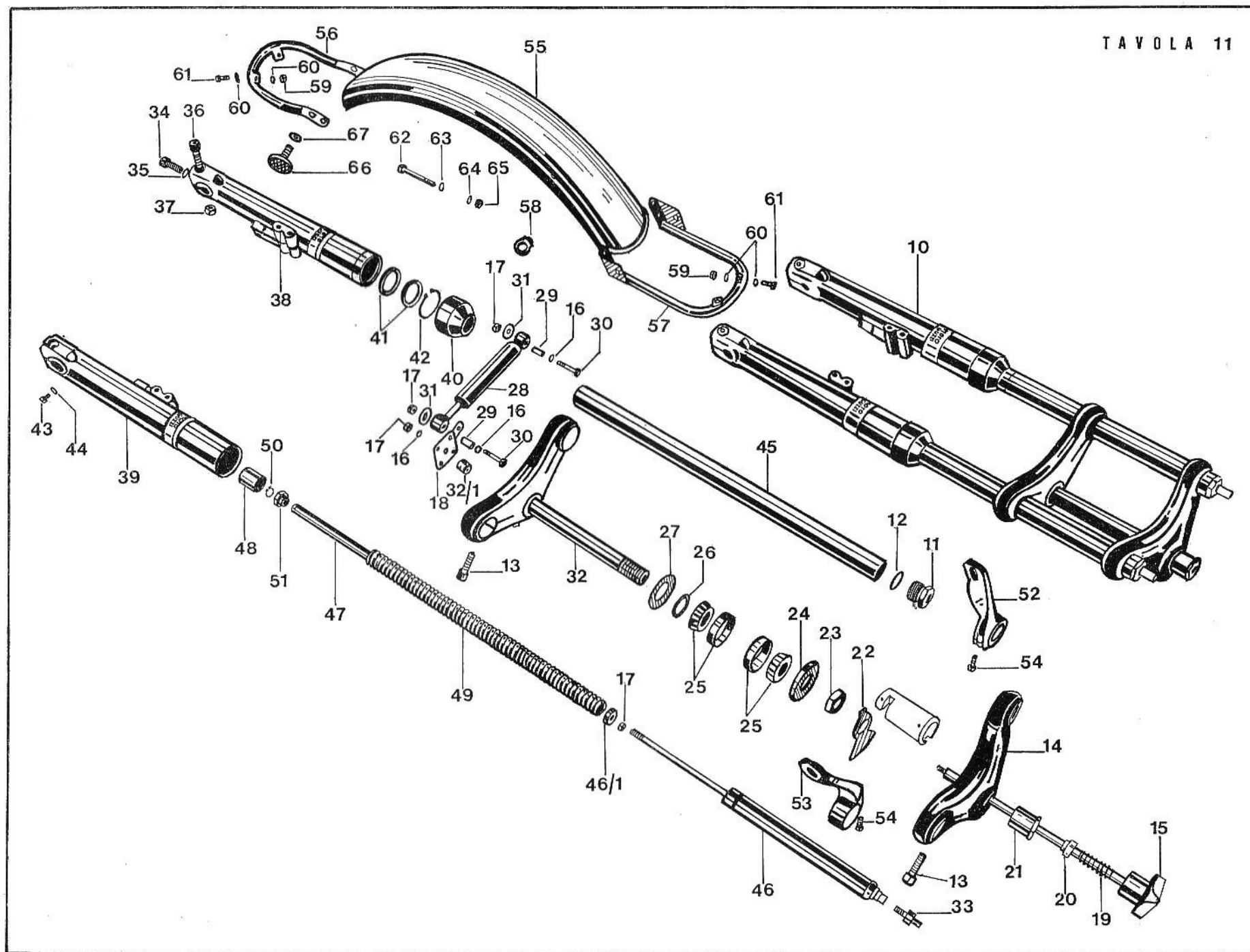
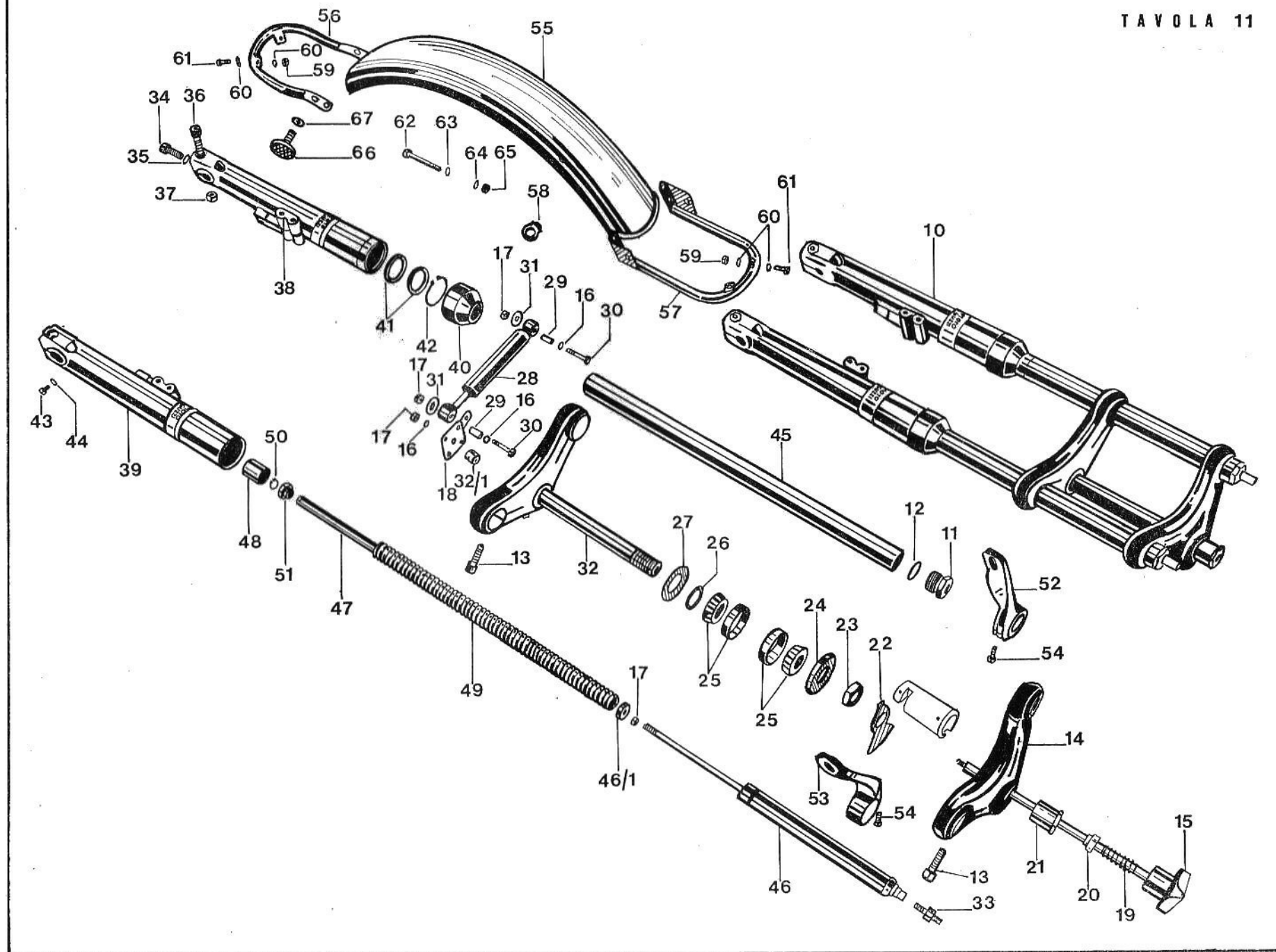


PLATE 11 MODEL: **V7 Sport 750 cc.**  
**Steering**

GROUP: **Front fork - Steering damper -  
Front fender**

Fig. No.	Order No.	D E S C R I P T I O N	Q.ty	Notes
45	14 52 54 00	Rod, fork	2	
46	14 52 64 05	Damper, front fork	2	Savena 22 x 8 Lims
46/1	14 52 65 05	Ring, rubber, steering damper springs	2	Lims n. 3807
47	14 52 78 00	Tube, fork rod	2	Lims n. 9863
48	14 52 79 00	Cap, bottom, fork rod	2	
49	14 52 66 00	Spring, fork	2	
50	90 27 10 14	Circlip	2	
51	14 52 76 00	Cup, bottom	2	
52	14 49 67 00	Lug, headlight bracket, R/H	1	
53	14 49 68 00	Lug, headlight bracket, L/H	1	
54	98 62 03 25	Screw, headlight bracket screw	2	
55	14 43 44 00	Fender, front	1	
56	14 43 45 00	Stay, front fender, front	1	
57	14 43 50 00	Stay, front fender, rear	1	
58	13 43 65 61	Grommet, cable guide	2	
59	92 63 01 06	Nut, self locking, front fender screw	4	
60	95 00 02 06	Washer, front fender screw nut	4	
61	98 06 43 12	Screw, front fender	4	6x12 chromium plated
62	98 06 24 70	Screw, front fender stay	4	4x70 chromium plated
63	95 00 62 08	Washer, stay and front fender securing screws	4	chromium plated
64	95 02 11 08	Washer, spring, toothed, stay and front fender screws	4	
65	92 60 22 08	Nut, stay securing screws	4	
66	12 78 16 21	Reflex reflector on front fender, orange	2	
67	93 11 00 60	Rubber cushion	2	



**PLATE 12 MODEL: V7 Sport 750 cc.  
Frame**

**GROUP: Handlebar and control levers**

Fig. No.	Order No.	D E S C R I P T I O N	Q.ty	Notes
10	14 60 06 00	Handlebar, half, R/H	1	
11	14 60 07 00	Handlebar, half, L/H	1	
12	98 66 24 00	Screw, handlebar halves to fork	4	Allen 8x30 chromium plat.
13	14 60 54 00	Lever, front brake, complete	1	Cl. Te
14	14 60 56 00	Lever, front brake, bare	1	Cl. Te
15	13 60 10 45	Fulcrum, adjustable, front brake lever	1	Cl. Te
16	98 32 60 20	Screw, front brake and clutch lever	2	
17	95 02 11 06	Washer, front brake and clutch lever screws	2	
18	92 60 24 06	Nut, front brake and clutch lever screws	2	
19	98 62 03 30	Screw, front brake lever fulcrum to handlebar	1	
20	14 62 74 00	Pin, front brake lever	1	
21	95 52 03 14	Dowel, pin retainer	1	3 x 14
22	14 62 73 00	Adjuster, front brake cable		
23	93 76 00 73	Ferrule, front brake and clutch lever	3	
24	93 76 00 74	Thumb nut, front brake cable	1	
25	14 62 76 00	Pivot roller, front brake	1	
26	90 28 00 06	Stop ring, pivot roller	1	
27	14 60 55 00	Lever, clutch, complete	1	Cl. Te
28	14 60 57 00	Lever, clutch, bare	1	Cl. Te
29	12 60 19 05	Fulcrum, clutch lever	1	Cl. Te
30	98 62 23 20	Screw, clutch lever fulcrum	1	
31	95 79 02 37	Adjuster, clutch cable	1	
32	93 76 00 72	Ferrule, clutch lever cable	1	
33	14 60 35 00	Handgrip, R/H	1	
34	14 60 34 00	Twist grip, throttle control	1	Magura
35	14 60 30 00	Handgrip, L/H	1	
36	93 18 00 70	Plug, rubber, front brake lever	1	



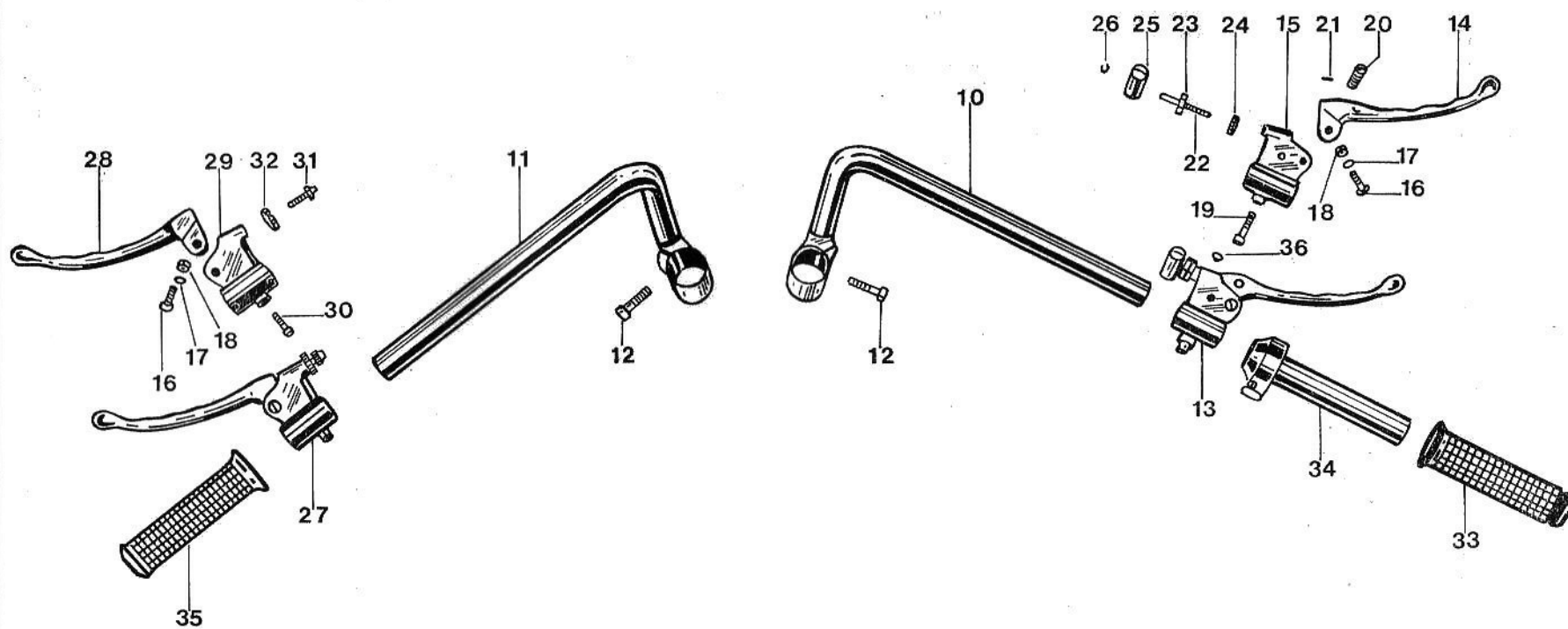
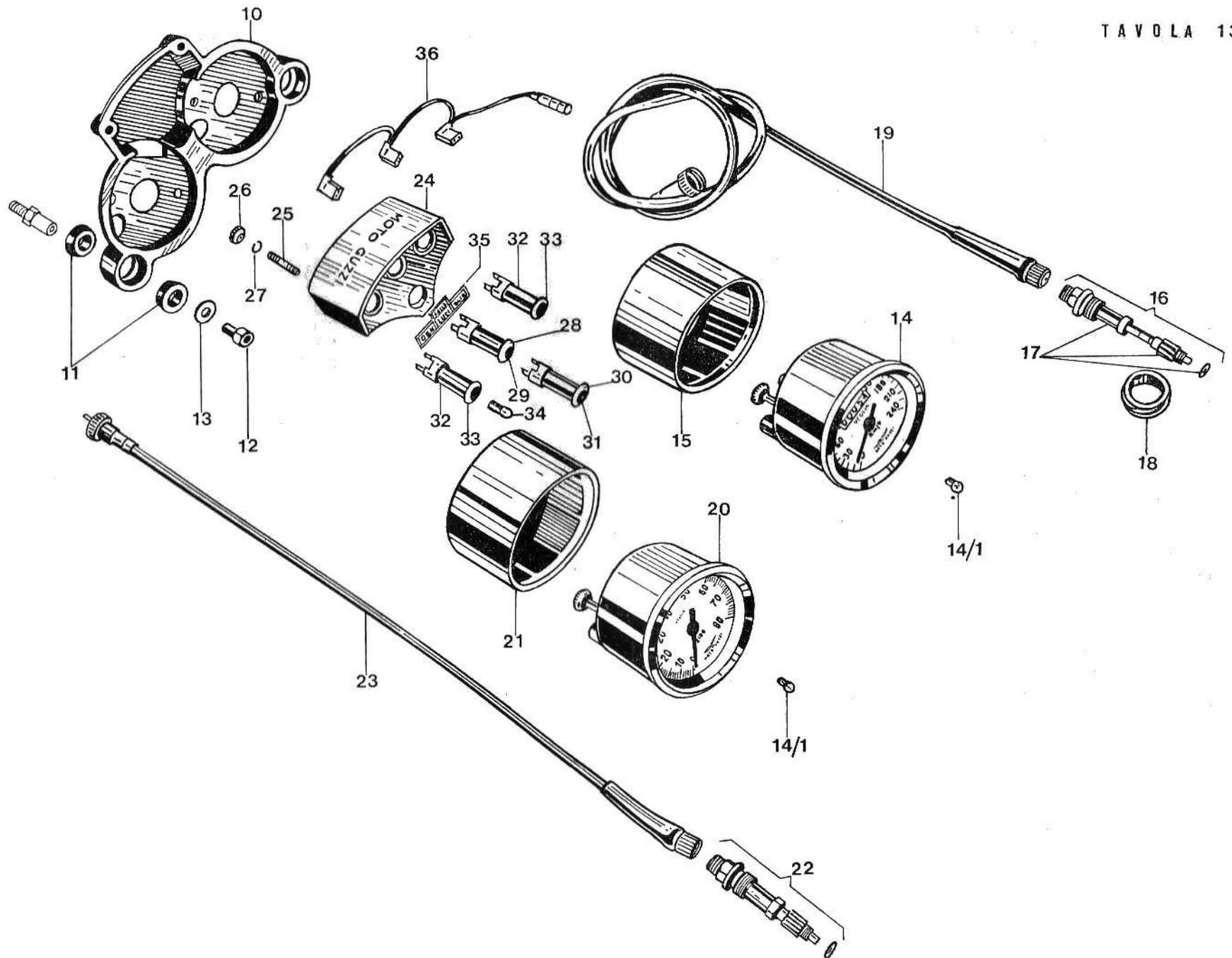


PLATE 13 MODEL: **V7 Sport 750 cc.**  
**Frame**

GROUP: **Instrument panel - Speedometer -**  
**Rev-counter - Indicator lights**

Fig. No.	Order No.	DESCRIPTION	Q.ty	Notes
10	14 50 15 00	Instrument panel	1	
11	14 50 22 50	Pad, rubber, instrument panel	2	
12	98 66 24 14	Screw, panel securing	2	Allen 6x30 Chromium plat.
13	95 00 62 08	Washer, panel securing screws	2	Chromium plated
14	14 76 16 20	Speedometer head	1	
14/1	10 74 49 10	Bulb (3 W - 12 V), speedo and rev-counter illumination	2	
15	14 76 20 01	Housing, speedo head	1	
16	14 76 25 10	Drive, speedo, complete	1	5/11 Borletti
17	12 76 33 00	Ferrule, speedometer	1	11 teeth Borletti
18	14 76 61 10	Gear, speedo drive	1	5 teeth
19	12 76 04 00	Cable, speedometer	1	Borletti
20	14 76 72 00	Rev-counter, magnetic	1	Borletti
21	14 76 20 01	Housing, rev-counter	1	
22	14 76 92 00	Ferrule, rev-counter	1	14 Borletti
23	14 76 81 00	Cable, rev-counter	1	
24	14 76 91 00	Bracket, indicator lights	1	
25	96 50 50 27	Bolt, indicator lights bracket	2	
26	14 76 66 00	Nut, indicator lights bracket bolt	2	
27	95 12 00 53	Circlip	2	
28	14 74 49 00	Indicator light, orange, neutral	1	
29	14 75 49 00	Glass, neutral indicator light	1	
30	14 74 49 02	Indicator light, red, high beam on	1	
31	14 75 49 02	Glass, red, high beam indicator light	1	
32	14 74 49 02	Indicator light, generator and oil pressure, red	2	
33	14 75 49 02	Glass, red, generator and oil pressure indicators	2	
34	14 74 49 10	Bulb, indicator lights, 1.2 W - 12 V	3	
35	14 76 95 20	Decals, on indicator lights bracket	1	
36	14 74 78 00	Connection, between indicators DD-EE-FF and cable	1	



**PLATE 14 MODEL: V7 Sport 750 cc.  
Wheels**

**GROUP: Front wheel - Brakes - Hubs - Controls**

Fig. No.	Order No.	D E S C R I P T I O N	Q.ty	Notes
10	14 61 02 05	Front wheel, complete	1	
11	14 61 03 05	Front wheel, c/w bearings	1	
12	12 61 61 01	Balance weight (15 grams)	} as requir.	
	12 61 61 02	Balance weight (20 grams)		
	12 61 61 03	Balance weight (30 grams)		
13	14 61 08 05	Rim, front wheel	1	WM 2/1,85 x 18
14	14 61 15 05	Spoke, front wheel, c/w nipple	40	
15	14 61 31 05	Hub, front wheel	1	
16	92 60 33 16	Nut, front wheel spindle	1	Chromium plated
17	95 00 52 17	Washer, front wheel spindle	1	Chromium plated
18	14 61 41 06	Spindle, front wheel	1	Chromium plated
19	14 62 16 05	Brake block, R/H	1	
20	14 62 02 05	Brake block, L/H	1	
21	14 62 08 05	Brake shoe, complete, right and left	4	
22	14 62 20 05	Lining, brake shoe, left and right	4	
23	90 27 10 12	Circlip, brake cam retaining on block	4	12 E
24	14 62 25 05	Cam, right and left shoe	4	
25	14 62 21 05	Spring, right and left brake shoe	4	
26	14 62 65 05	Lever, operating, on r/h brake block	1	
27	14 62 53 05	Lever, operating, on l/h brake block	1	
28	98 06 23 25	Screw, lever to cam	1	
29	13 62 66 60	Tie rod, c/w forks and adjusting nuts	2	Chromium plated
30	13 62 67 60	Tie rod	2	Chromium plated
31	13 62 68 60	Fork, tie rod	4	Chromium plated
32	92 60 32 06	Nut, adjusting	2	Chromium plated
33	12 62 50 00	Lever, brake block	2	
34	95 77 02 65	Pin, tie rod to brake block lever	4	
35	95 50 02 22	Split pin, tie rod pin	4	
36	14 62 54 00	Cable, front brake, L/H	1	
37	14 62 63 00	Protection, cable end	1	
38	14 62 55 00	Cable, front brake, complete with stop cutout, R/H	1	
39	90 40 32 52	Race, hub bearing	2	
40	92 20 14 20	Bearing ball, on hub	2	20 x 52 x 15
41	14 61 52 05	Spacer, bearing	1	

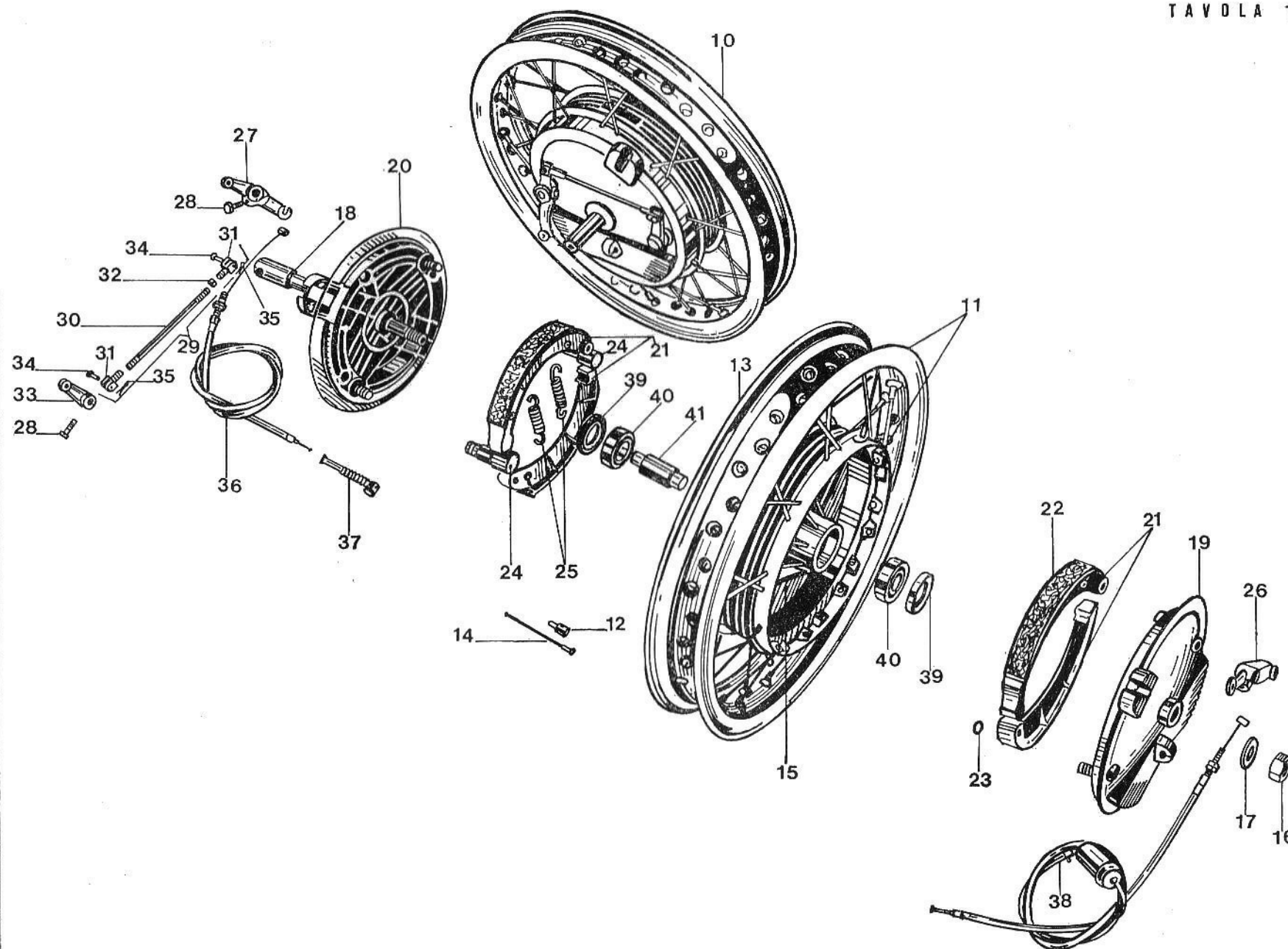


PLATE 15 MODEL: **V7 Sport 750 cc.**  
**Wheels**

GROUP: **Rear wheel - Hub - Brake controls**

Fig. No.	Order No.	DESCRIPTION	Q.ty	Notes
10	14 63 02 01	Wheel, rear, complete	1	
11	14 63 05 00	Wheel, rear, c/w bearings	1	
12	12 61 61 01	Balance weight, 15 grams	} as requir.	
	12 61 61 02	Balance weight, 20 grams		
	12 61 61 03	Balance weight, 30 grams		
13	14 63 07 00	Rim, wheel	1	18 x 3
14	12 61 15 01	Spoke, c/w nipple	40	
15	12 62 30 00	Drum, rear wheel	1	
16	92 60 33 16	Nut, rear wheel spindle	1	M16x1 5 UNI 5588-65-A-6 S Chromium plated
17	14 63 44 00	Shim, spindle nut	1	Chromium plated
18	95 00 52 17	Washer, wheel spindle	1	Chromium plated
19	14 63 33 01	Spindle, rear wheel	1	
20	12 63 41 00	Spacer, rear wheel spindle nut	1	
21	14 63 53 00	Brake block	1	
22	12 63 08 00	Brake shoe, complete with linings	2	
23	12 62 14 00	Lining, brake shoe	2	
24	12 63 82 00	Spring, brake shoe	2	
25	12 63 32 00	Pin, brake shoe	2	
26	95 00 52 10	Washer, brake shoe pin	2	Chromium plated
27	92 60 32 10	Nut, brake shoe pin	2	Chromium plated
28	14 62 66 00	Tie rod, brake block anchorage	1	
29	14 63 69 00	Screw, tie rod in brake block	1	
30	95 02 11 10	Washer, toothed, brake block and rear fork screws	2	
31	92 60 22 10	Nut, tie rod, brake block and rear fork	2	
32	95 50 02 22	Split pin	1	
33	98 05 45 20	Screw, tie rod to rear fork	1	
34	12 62 25 00	Cam, brake block	2	
35	12 62 50 00	Lever, brake cam	1	
36	12 62 66 60	Tie rod, complete with forks and nut	1	Chromium plated
37	13 62 67 60	Tie rod, bare	1	Chromium plated
38	13 62 68 60	Fork, on tie rod	2	Chromium plated
39	92 60 32 06	Nut, adjusting, on rod	1	Chromium plated
40	95 77 02 65	Pin, tie rod to lever	2	Chromium plated
41	95 50 02 22	Split pin	2	
42	14 62 53 00	Lever, double, on brake cam	1	
43	98 06 23 25	Screw, lever to cam	2	Chromium plated

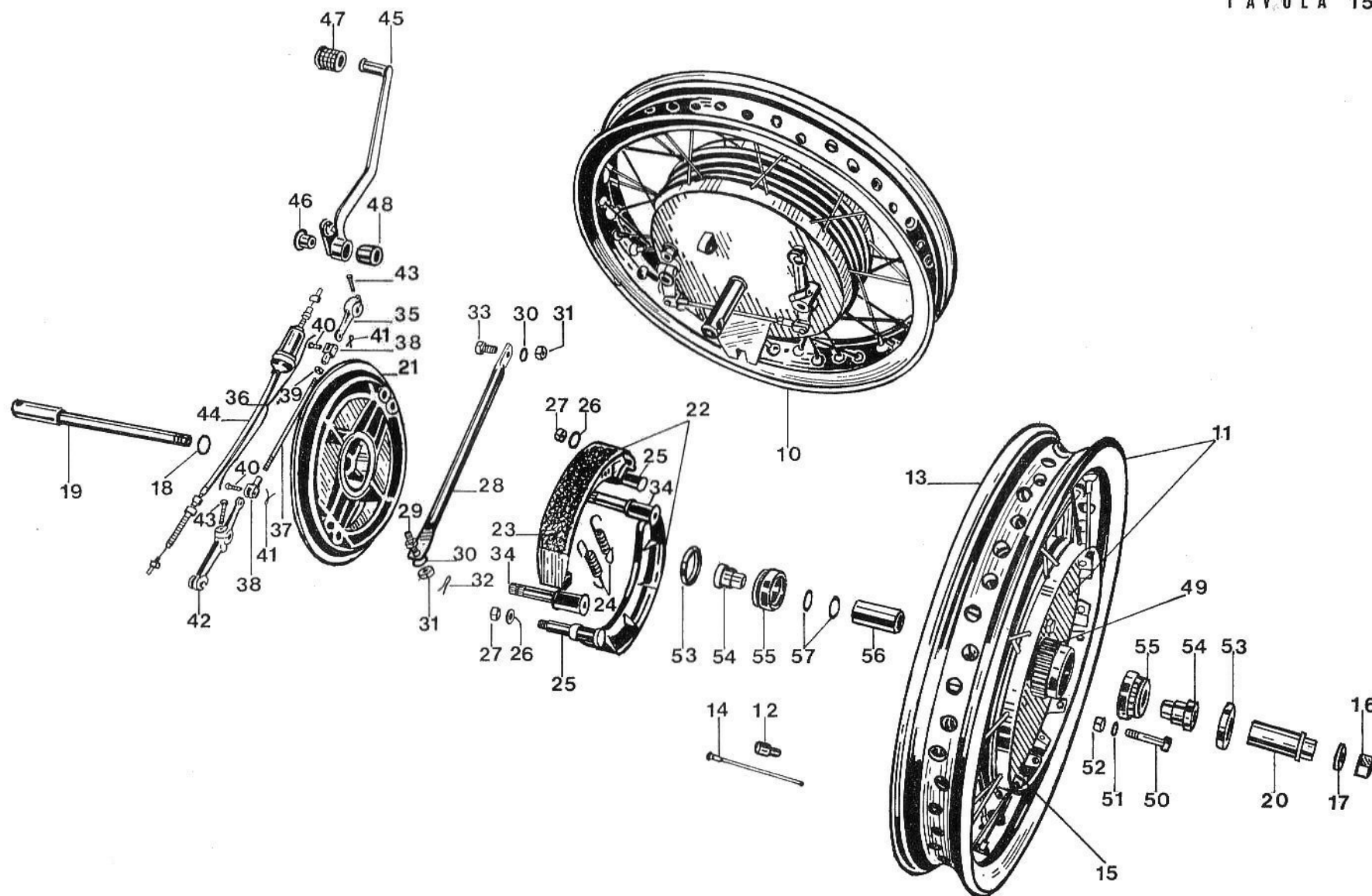


PLATE 15 MODEL: **V7 Sport 750 cc.**  
**Wheels**

GROUP: **Rear wheel - Hub - Brake controls**

Fig. No.	Order No.	DESCRIPTION	Q.ty	Notes
44	14 67 93 01	Rod, rear brake control	1	
45	14 67 70 00	Lever, rear brake pedal	1	
46	14 67 81 00	Bushing, rear brake pedal	1	
47	12 25 10 00	Rubber, rear brake pedal	1	
48	14 25 22 00	Cap, protection, rear brake control lever	1	
49	12 63 32 00	Central body, on hub	1	
50	98 10 80 38	Screw, central body to hub	6	
51	95 10 12 31	Washer, central body to hub screw	6	
52	92 60 50 08	Nut, central body to hub screw	6	
53	90 40 32 49	Seal	2	
54	12 61 52 00	Bushing, bearing	2	
55	92 24 69 22	Roller bearing	2	22 x 48 x 15 x 5
56	12 63 40 00	Spacer, bearing	1	
57	12 61 58 00	Shim, 1 mm (.039")	2	
	12 61 58 01	Shim, 1.1 mm (.043")		
	12 61 58 02	Shim, 1.2 mm (.047")		
	12 61 58 03	Shim, 1.3 mm (.051")		
	12 61 58 04	Shim, 1.4 mm (.055")		
	12 61 58 05	Shim, 1.5 mm (.059")		
	12 61 58 20	Shim, 2 mm (.078")		



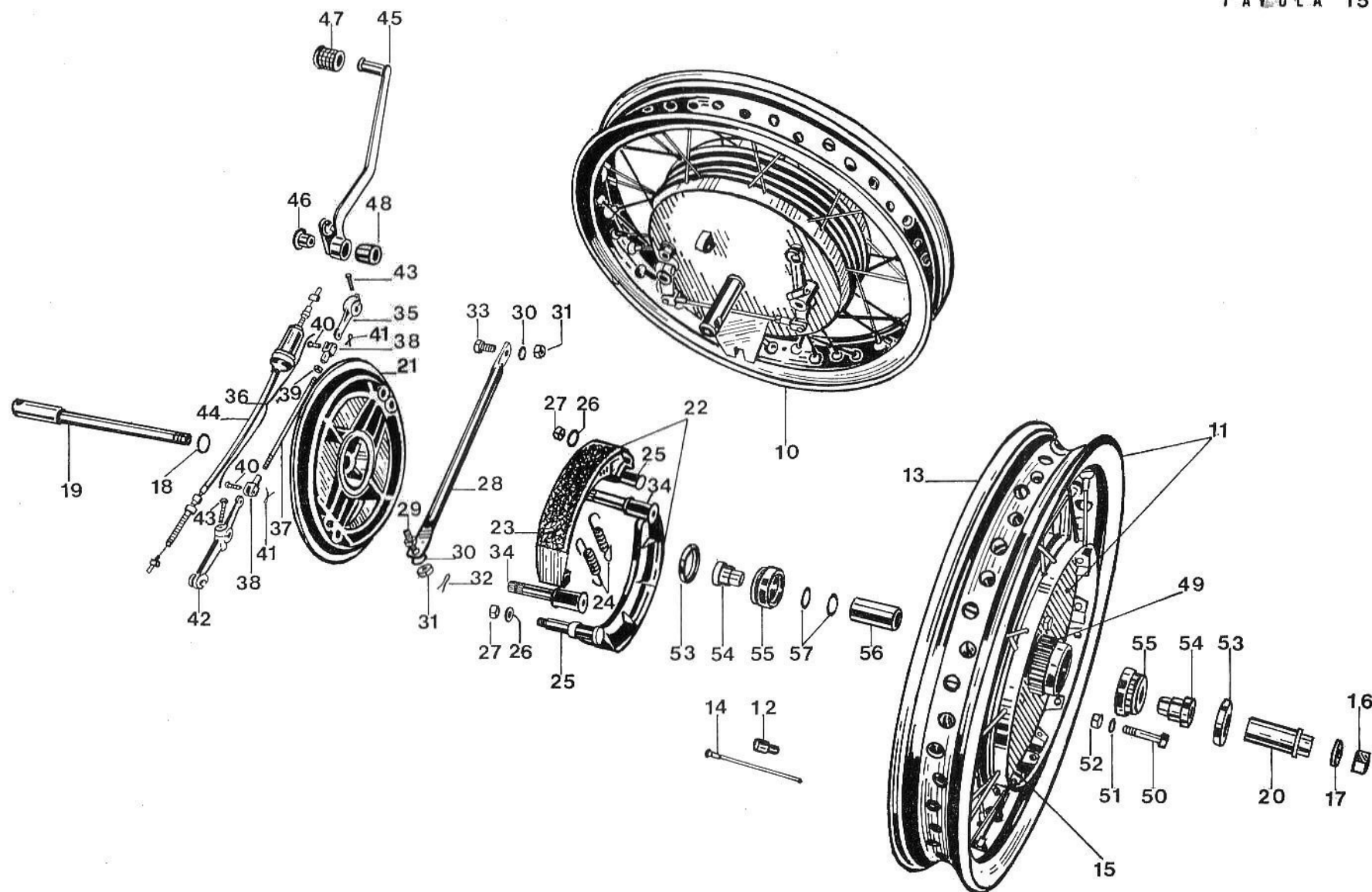


PLATE 16 MODEL: **V7 Sport 750 cc.**  
**Electrical system**

GROUP: **Generator - Coils - Contact breakers -  
Regulator - Ignition switch - Starter  
button - Starter motor**

Fig. No.	Order No.	D E S C R I P T I O N	Q.ty	Notes
10	14 71 24 05	Alternator	1	Bosch 0120.340.001
11	98 62 05 45	Screw, alternator securing	3	M5x45 UNI 5831 - 67 - 8 G zinc plated
12	95 02 11 05	Washer, toothed, alternator screw	3	
13	14 73 07 05	Starter motor, Bosch, Bendix type	1	Bosch A 001.160.009
14	14 73 18 05	End cover, starter motor	1	
15	14 70 76 05	Relay, starter motor, 12 V	1	Bosch 0311.005.002
16	14 70 99 05	Bracket, relay	1	
17	98 05 43 20	Screw, relay	2	
18	95 10 01 21	Washer, relay screw	2	
19	95 02 11 06	Washer, relay screw	2	
20	92 60 22 06	Nut, relay screw	2	
21	25 70 71 00	Cap, protection, starter motor cables	1	
22	14 70 77 00	Cover, relay	1	
23	14 71 65 00	Coil, ignition	2	Marelli BM 200 C
24	98 05 23 30	Screw, ignition coil securing	4	6 x 30
25	95 00 02 06	Washer, coil securing screw	4	
26	93 11 00 60	Washer, rubber, coil securing screws	8	
27	95 10 01 41	Washer, coil securing screws	4	
28	92 63 01 06	Nut, self locking, coil securing screws	4	
29	14 71 83 00	Cable, coil to R/H plug	1	
30	14 71 85 00	Cable, coil to L/H plug	1	
31	14 71 74 00	Cap, spark plug	2	Bosch 0356.351.010
32	14 71 76 00	Protection, rubber, spark plug cables	2	Bosch 1230.522.016
33	25 71 70 25	Spark plug, thermic degree 240	2	Marelli CW 240 L
34	14 71 54 00	Contact breaker, double, with automatic advance	1	Marelli
35	14 71 62 00	Gear, double contact breaker	1	
36	95 51 03 18	Pin, gear to contact breaker	1	Marelli 90027 - 61
37	14 71 64 00	Gasket, contact breaker	1	
38	14 71 57 00	Bracket, contact breaker fixing	1	
39	98 05 24 30	Screw, contact breaker bracket	2	M8x30 UNI 5737-65
40	95 12 00 85	Washer, toothed, breaker bracket	2	
41	91 18 09 07	Spacer	2	
42	14 70 38 05	Regulator	1	Bosch 0190.601.006
43	14 70 43 05	Rectifier	1	Bosch 0197.002.001
44	14 70 42 05	Cover, insulating, rectifier	2	
45	14 70 44 05	Bracket, rectifier, front	1	

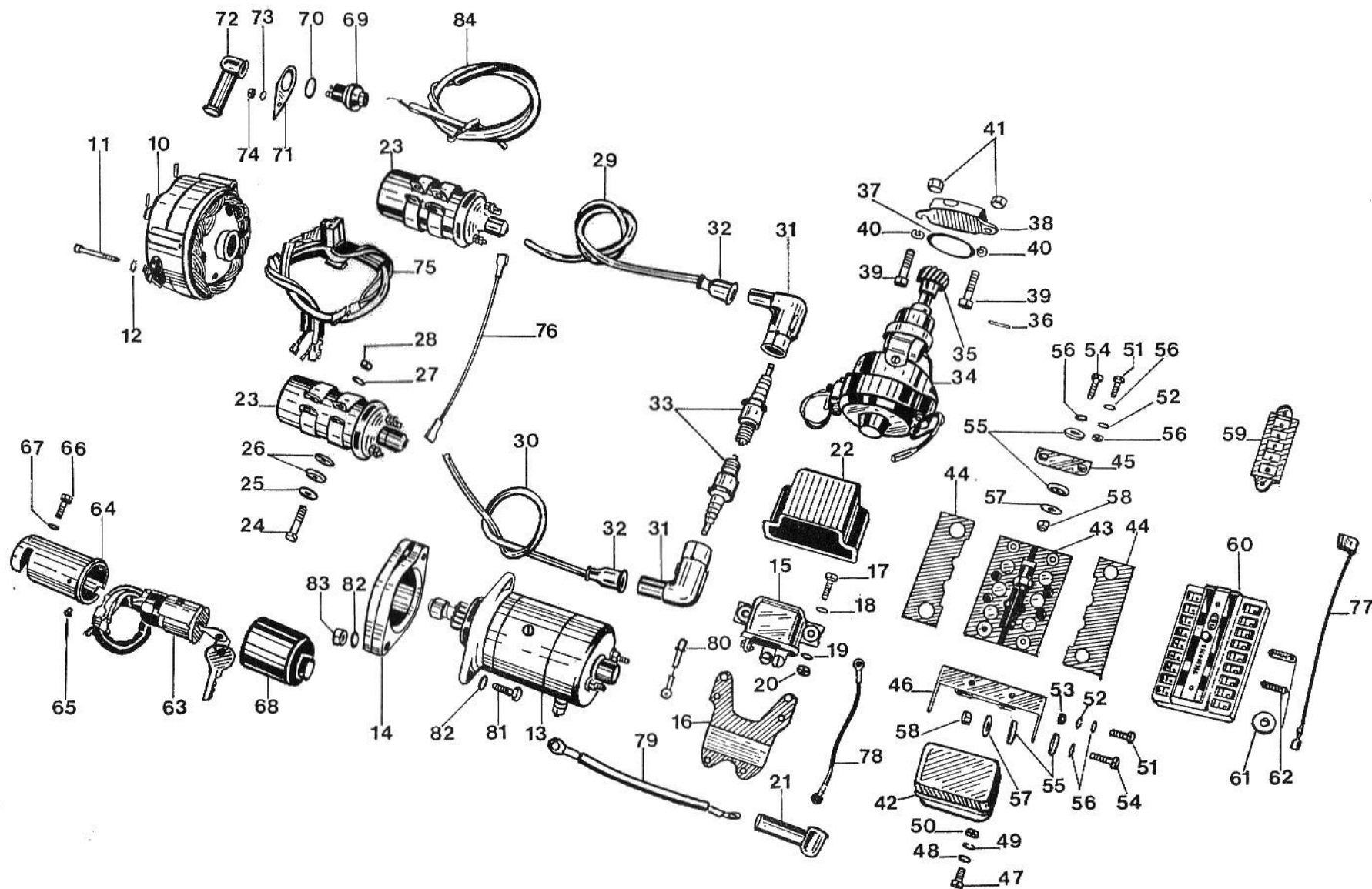


PLATE 16 MODEL: V7 Sport 750 cc.  
Electrical system

GROUP: Generator - Coils - Contact breakers -  
Regulator - Ignition switch - Starter  
button - Starter motor

Fig. No.	Order No.	D E S C R I P T I O N	Q.ty	Notes
46	14 70 41 05	Bracket, rectifier and regulator	1	
47	98 05 43 12	Screw, regulator securing	2	
48	95 00 02 06	Washer, regulator securing screw	2	
49	95 02 11 06	Washer, toothed regulator screw	2	
50	92 60 22 06	Nut, regulator securing screw	2	
51	98 30 50 17	Screw, rectifier securing	4	5 x 17
52	95 02 11 05	Washer, toothed, rectifier screw	4	
53	92 60 22 05	Nut, rectifier screws	4	
54	98 05 43 20	Screw, bracket securing	3	
55	93 11 00 60	Washer, rubber, bracket screw	6	
56	95 00 02 06	Washer, bracket screw	6	
57	95 10 01 41	Washer, bracket screw	3	
58	92 63 01 06	Nut, self locking, bracket screw	3	
59	14 74 65 00	Terminal block (Miny)	1	CEV dis. 15947
60	14 74 30 00	Terminal block, faston connection, fuses	1	CEV dis. STG 45336
61	93 11 00 60	Washer, rubber, terminal block	2	
62	55 74 25 26	Fuse 15 A	8	CEV 10570/15
	14 74 01 30	Fuse 30 A	1	CEV 10570/25
63	14 73 53 00	Switch, ignition, c/w keys	1	Sipra - Aff - A - 5970
64	14 73 64 00	Bracket, ignition switch	1	3 x 6 UNI 6110 - 67
65	98 26 03 06	Screw, switch to bracket	1	
66	98 05 43 16	Screw, bracket securing	2	
67	95 02 11 06	Washer, toothed	2	
68	14 73 58 00	Cap, switch	1	
69	26 73 50 01	Starter button	1	Marelli Int. 3 A
70	90 70 61 63	Washer, starter button	1	
71	12 73 49 00	Bracket, starter button	1	
72	25 70 71 00	Cap, starter button	1	
73	95 00 02 06	Washer, starter button bracket	1	
74	92 60 22 06	Nut, starter button bracket	1	
75	14 74 74 00	Cable harness, from alternator to regulator and rectifier	1	
76	14 74 77 00	Cable, from coil 1 to coil 2	1	
77	14 74 79 00	Cable, rectifier to regulator	1	
78	14 74 81 05	Cable, relay to ground	1	
79	14 74 82 05	Cable, relay to starter motor	1	
80	14 74 86 05	Cable, relay to neutral indicator ground	1	
81	98 05 44 20	Screw, end cover to starter motor	1	M8x20 zinc plated

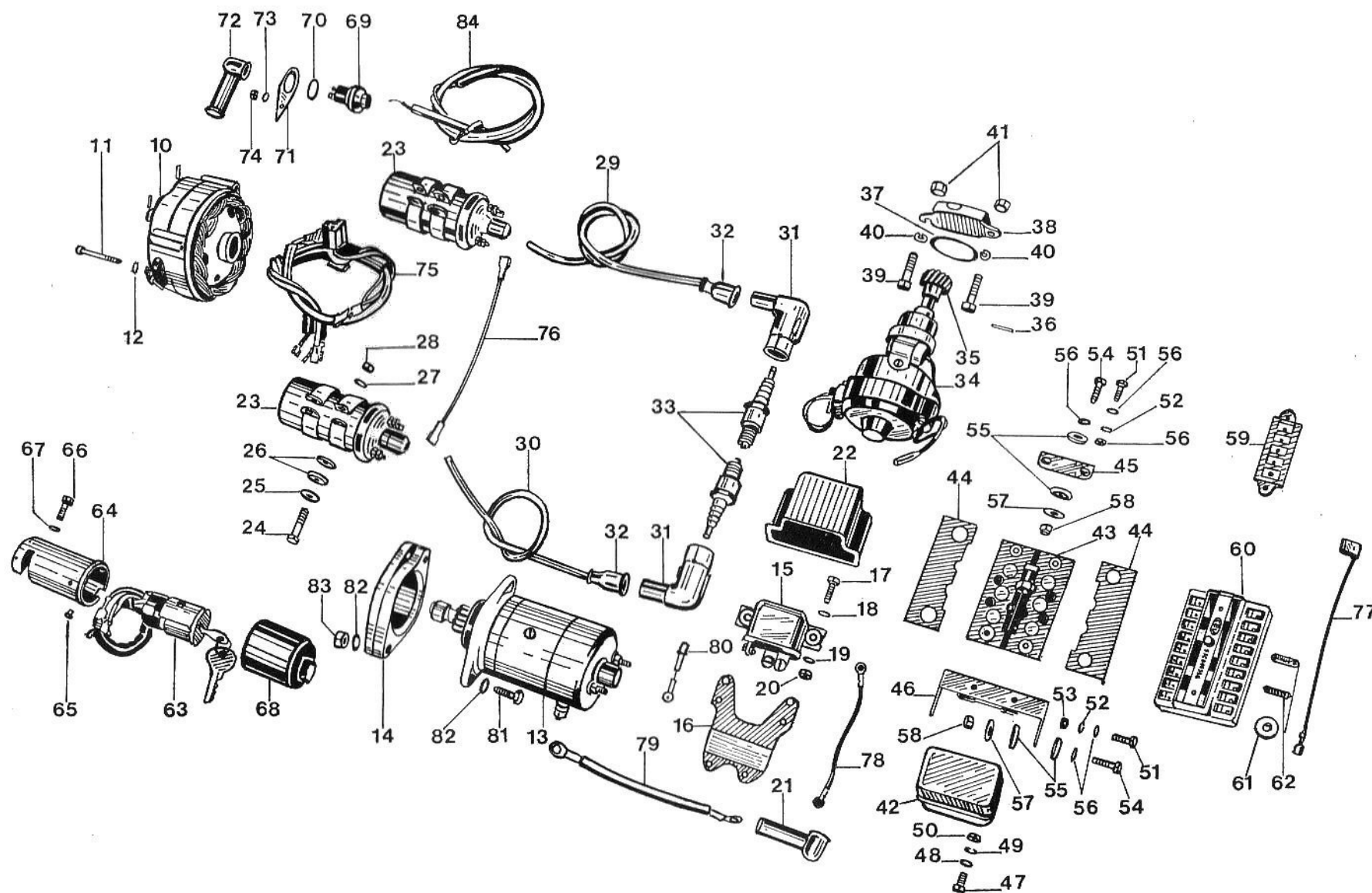




PLATE 16 MODEL: **V7 Sport 750 cc.**  
**Electrical system**

GROUP: **Generator - Coils - Contact breakers -  
Regulator - Ignition switch - Starter  
button - Starter motor**

Fig. No.	Order No.	D E S C R I P T I O N	Q.ty	Notes
82	95 00 42 08	Washer, end cover securing screw . . . . .	2	Ros. 8,4 UNI 1376 zinc pl.
83	92 60 22 08	Nut, end covers screws . . . . .	1	
84	14 74 83 00	Cable, terminal block to starter button . . . . .	1	
85	93 40 09 62	Faston connection, two-way . . . . .	1	

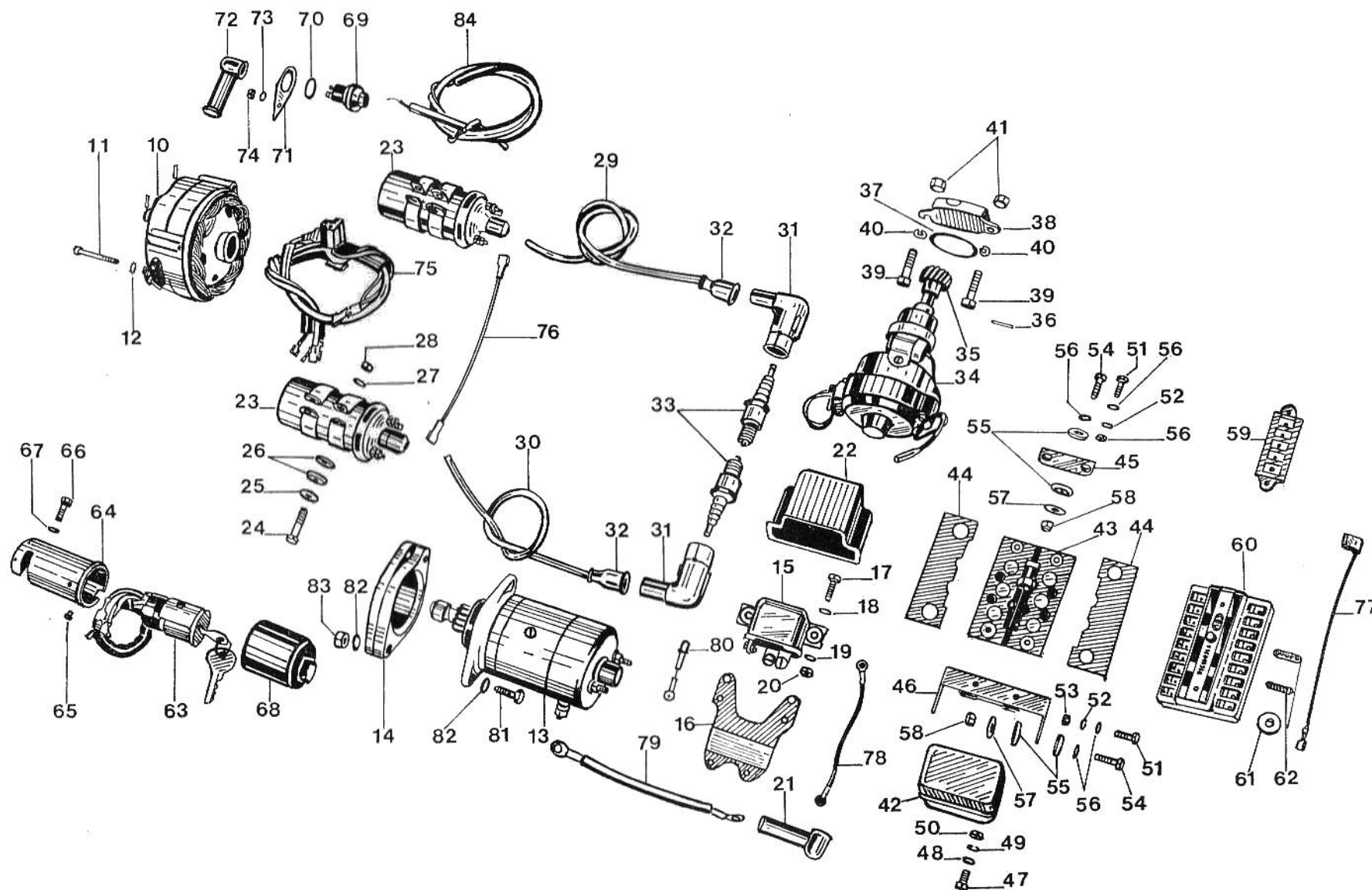


PLATE 17 MODEL: V7 Sport 750 cc.  
Electrical system

GROUP: Battery - Headlamp - Tail lamp -  
Horn - Cable harness

Fig. No.	Order No.	DESCRIPTION	Q.ty	Notes
10	14 70 45 00	Battery (12 V - 32 Ah - 120 A)	1	Safa type 53211 Fiam 61 F 5 Marelli 6 DS 11
11	14 70 70 00	Bracket, battery	2	
12	25 70 71 00	Cap, cable protection	1	
13	14 70 55 00	Band, battery securing	1	
14	14 70 48 00	Band, battery securing	1	
15	93 18 02 20	Block, rubber	1	
16	14 74 05 20	Headlight, w/o switch with chromium plated shell	1	CEV 4508/C
17	14 74 60 20	Switch, light, c/w cables	1	CEV mod. 8142.3
18	14 74 37 00	Horn	1	A. Belli Mod. 90/12 + 90/12/4
19	98 05 24 35	Screw, horn securing	1	
20	95 02 11 08	Washer, toothed, horn screw	1	
21	95 00 02 08	Washer, plain, horn screw	2	
22	92 60 22 08	Nut, horn screw	1	
23	14 47 49 20	Tail light c/w plate holder	1	CEV 9359.13
24	93 45 02 23	Bulb, round, 21/5 W - 12 V	1	
25	91 55 10 81	Grommet, cable guide	1	
26	10 47 59 00	Washer, number plate	1	
27	98 05 43 16	Screw, number plate and plate holder securing	4	
28	95 00 02 06	Washer, number plate screw	6	
29	92 63 01 06	Nut, self locking, plate holder screws	4	
30	10 47 46 00	Number plate bracket	1	CEV Dis. 17829/D
31	93 11 00 60	Mounting, rubber, number plate	3	
32	95 10 01 41	Washer, number plate screws	2	
33	98 05 42 20	Screw, top, number plate securing	2	
34	95 00 02 05	Washer, top securing screw	2	
35	95 10 00 59	Washer, shimming, top plate securing screw	4	
36	92 63 01 05	Nut, self locking, top plate securing screw	2	
37	25 68 31 00	Grommet, tail light cable guide	1	
38	98 05 43 16	Screw, tail light cable grommet	1	
39	95 00 02 06	Washer, tail light cable grommet screw	1	
40	92 60 22 06	Nut, cable grommet screw	1	
41	14 74 71 00	Main cable harness	1	
42	14 74 75 01	Cable harness, turn light indicators	1	
43	14 74 76 00	Cable, battery to terminal block with fuses	1	



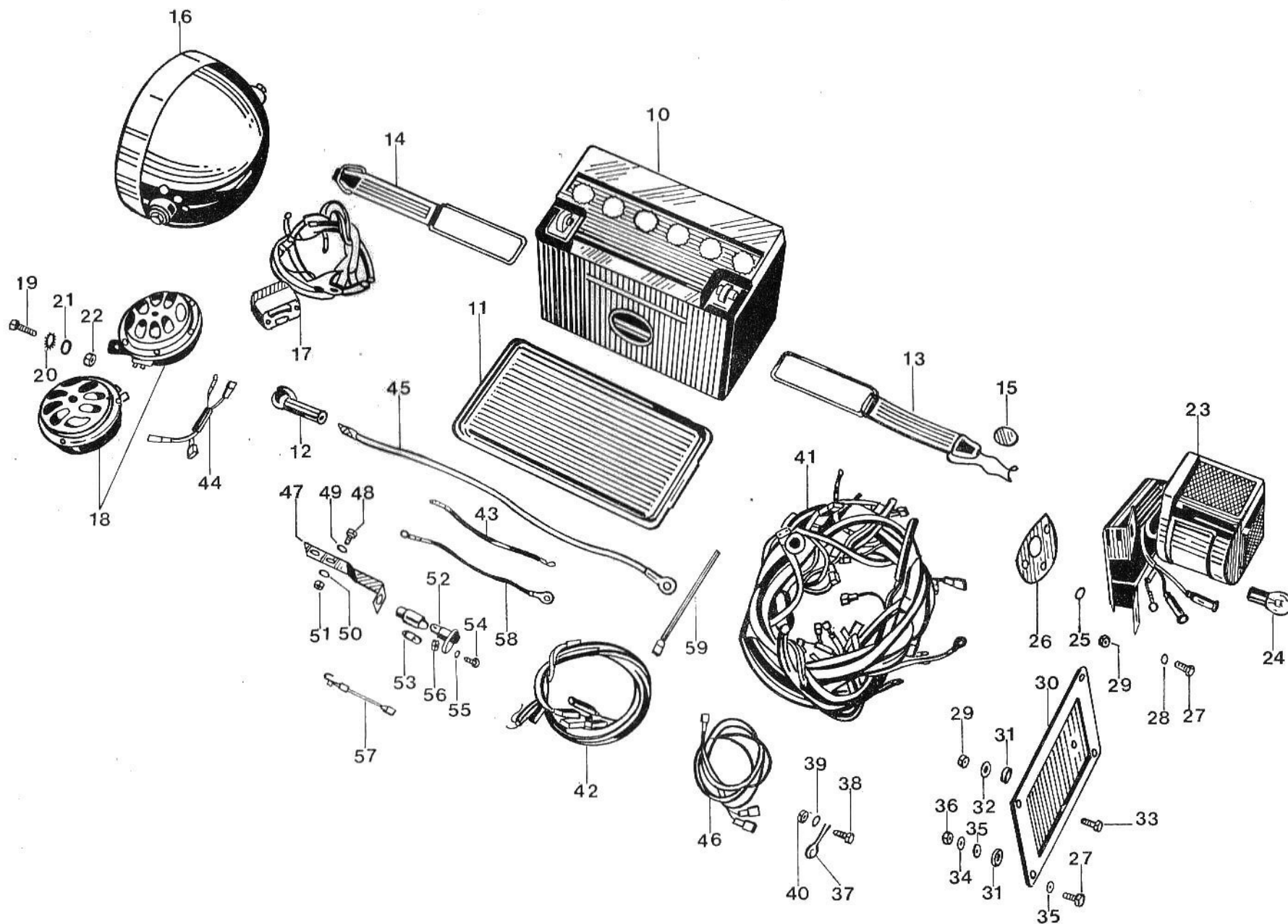


PLATE 17 MODEL: **V7 Sport 750 cc.**  
**Electrical system**

GROUP: **Battery - Headlamp - Tail lamp -  
Horn - Cable harness**

Fig. No.	Order No.	D E S C R I P T I O N	Q.ty	Notes
44	14 74 80 00	Cable, horn TB to horn TA . . . . .	1	3W 12 V
45	14 74 84 00	Cable, from battery (—) to ground and battery (+) to starter motor . . . . .	2	
46	14 74 89 00	Cable, two-pole, front stop cutout to terminal board . . . . .	1	
47	14 75 42 00	Bracket, courtesy light . . . . .	1	
48	98 05 43 12	Screw, courtesy light bracket . . . . .	2	
49	95 00 02 06	Washer, plain, bracket screw . . . . .	2	
50	95 02 11 06	Washer, toothed . . . . .	2	
51	92 60 22 06	Nut, bracket screw . . . . .	2	
52	14 75 40 00	Courtesy light for fuse box illumination . . . . .	1	
53	10 74 49 10	Bulb, courtesy light . . . . .	1	
54	98 28 04 10	Screw, courtesy light bulb socket . . . . .	1	
55	95 02 11 04	Washer, toothed . . . . .	1	
56	92 60 22 04	Nut, courtesy light securing screw . . . . .	1	
57	14 75 44 00	Cable, courtesy light . . . . .	1	
58	14 75 46 00	Cable, ground, courtesy light . . . . .	1	
59	13 60 96 60	Band, cable securing . . . . .	10	

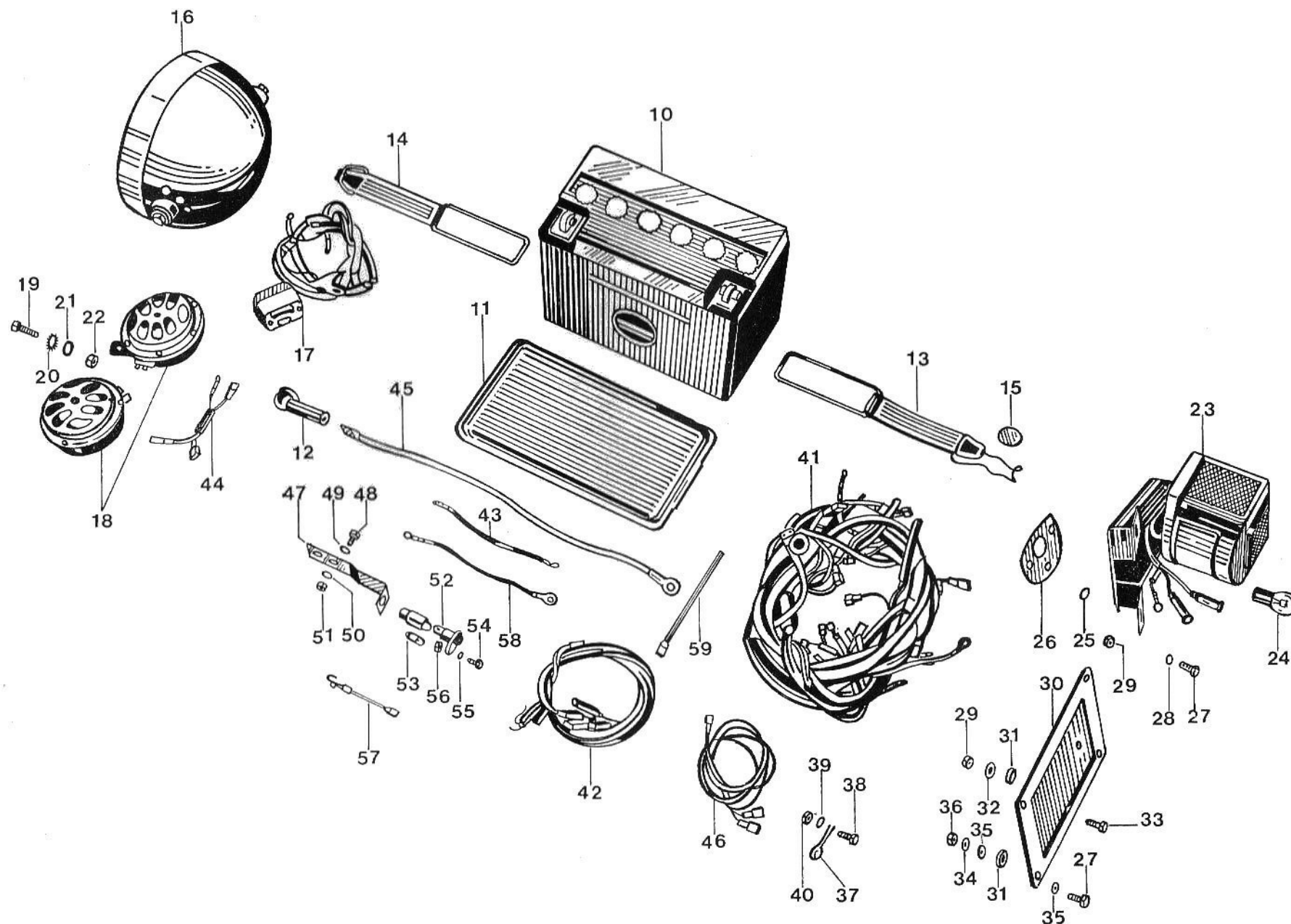


PLATE 18 MODEL: V7 Sport 750 cc.  
Electrical system

GROUP: Turn light indicators - Brackets -  
Lamps - Flasher unit

Fig. No.	Order No.	DESCRIPTION	Q.ty	Notes
<b>A</b>	<b>14 75 50 05</b>	<b>Bracket assembly, turn light indicators</b>	1	
<b>10</b>	<b>14 75 13 00</b>	<b>Bracket, front indicator</b>	2	
<b>11</b>	<b>14 75 35 00</b>	<b>Bracket, rear indicator</b>	2	
<b>12</b>	<b>98 05 24 45</b>	<b>Screw, rear indicator light</b>	2	
<b>13</b>	<b>12 75 08 05</b>	<b>Lamp, turn light indicator</b>	4	LUCAS Mod. 874 n. 56147 A
<b>14</b>	<b>93 45 01 29</b>	<b>Bulb, turn light indicators, 12 V - 21 W</b>	4	
<b>15</b>	<b>12 75 07 05</b>	<b>Casing, front and rear turn light indicator cables</b>	4	
<b>16</b>	<b>93 43 03 05</b>	<b>Casing, cable</b>	2	
<b>17</b>	<b>93 40 03 63</b>	<b>Faston connection</b>	2	
<b>18</b>	<b>55 74 96 00</b>	<b>Connection, standard</b>	2	
<b>19</b>	<b>12 70 29 00</b>	<b>Cap, rear indicator cable</b>	2	
<b>20</b>	<b>12 00 65 00</b>	<b>Band, indicator cable retaining to frame</b>	2	
<b>21</b>	<b>98 05 43 16</b>	<b>Screw, indicator cable band and flasher unit</b>	2	
<b>22</b>	<b>95 00 02 06</b>	<b>Washer, indicator band and flasher unit screw</b>	2	
<b>23</b>	<b>92 60 22 06</b>	<b>Nut, indicator band and flasher unit screw</b>	2	
<b>24</b>	<b>10 75 05 50</b>	<b>Flasher unit (12 V - 42 W)</b>	1	
<b>25</b>	<b>95 02 11 06</b>	<b>Washer, toothed, flasher unit screw</b>	1	
<b>26</b>	<b>12 75 03 00</b>	<b>Switch, c/w cables</b>	1	
<b>27</b>	<b>14 75 47 00</b>	<b>Cable, terminal block with fuses to flasher unit</b>	1	
<b>B</b>	<b>12 75 37 05</b>	<b>Lens, assembly</b>	4	LUCAS n. 54581638
<b>C</b>	<b>12 75 38 05</b>	<b>Shell, bulb holder</b>	4	LUCAS n. 554548
<b>D</b>	<b>12 75 39 05</b>	<b>Interior, assembly</b>	4	LUCAS n. 573828

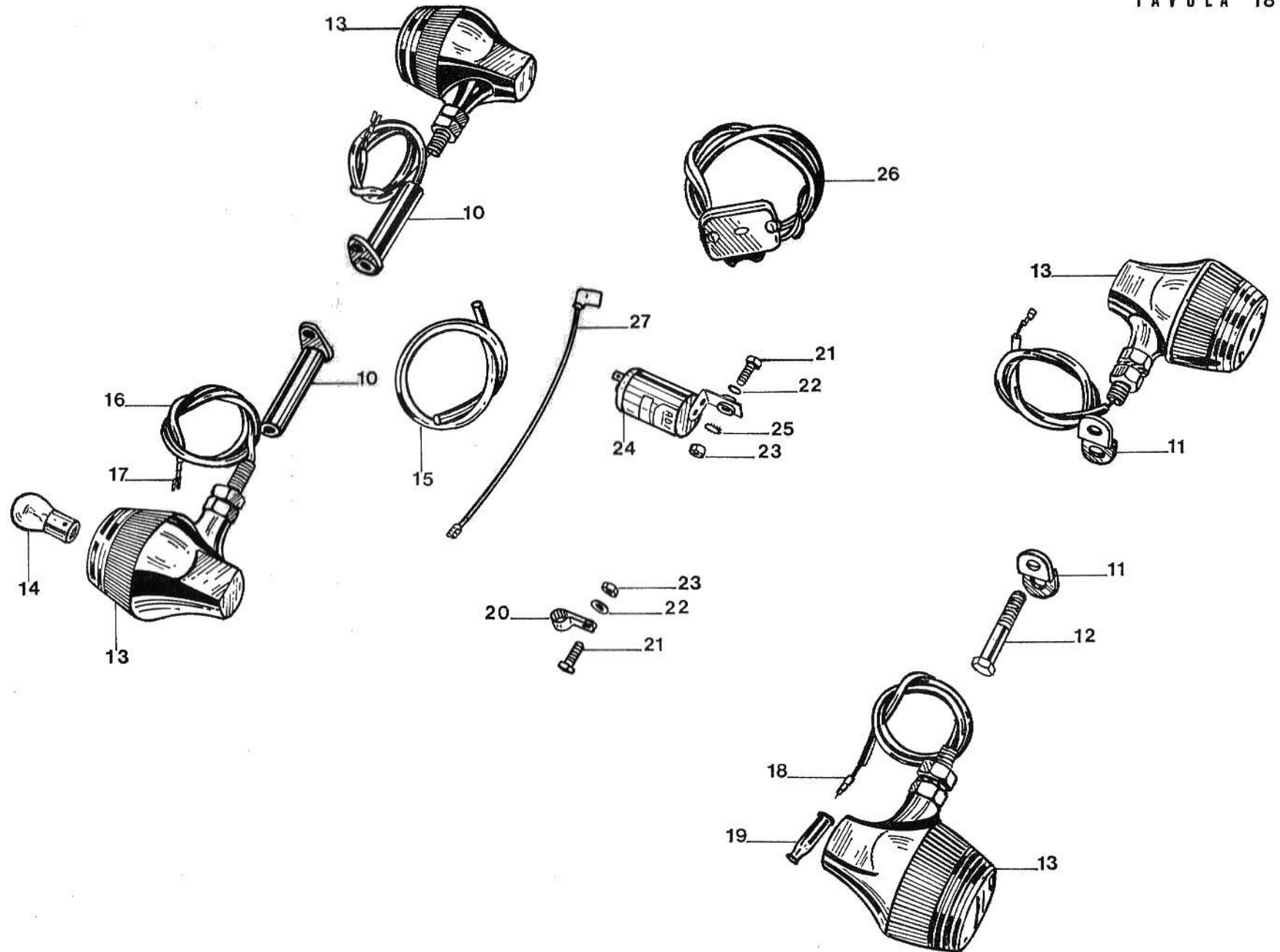


PLATE 19 MODEL: **V7 Sport 750 cc.**  
**Frame**

GROUP: **Optional accessories**  
**Safety bars - Side stand**

Fig. No.	Order No.	D E S C R I P T I O N	Q.ty	Notes
10	14 45 02 00	<b>Safety bar assembly</b> (includes parts n. 11 - 12 - 13 - 14 - 15 - 16 - 17)	1	
11	14 45 03 00	<b>Safety bar, R/H</b>	1	
12	14 45 04 00	<b>Safety bar, L/H</b>	1	
13	98 62 16 55	<b>Screw, bottom bar securing</b>	2	
14	98 05 44 20	<b>Screw, top bar securing</b>	2	
15	95 00 42 08	<b>Washer, plain, bar securing screw</b>	2	
16	95 02 11 08	<b>Washer, toothed, bar securing screws</b>	2	
17	92 60 22 08	<b>Nut, bar securing screws</b>	2	
18	14 43 21 01	<b>Side stand</b>	1	
19	14 43 41 05	<b>Bracket, side stand</b>	1	
20	99 10 51 29	<b>Pin, stand to bracket securing</b>	1	
21	14 43 40 00	<b>Spring, side stand return</b>	1	
22	14 43 20 01	<b>Side stand, (includes parts n. 18 - 19 - 20 - 21 - 24 - 25), complete</b>	1	
23	14 42 95 05	<b>Stud, front engine support</b>	1	
24	14 42 37 00	<b>Stop lug, side stand (to be welded to the L/H frame member)</b>	1	
25	14 42 38 00	<b>Pad, rubber, on side stand stop lug</b>	1	

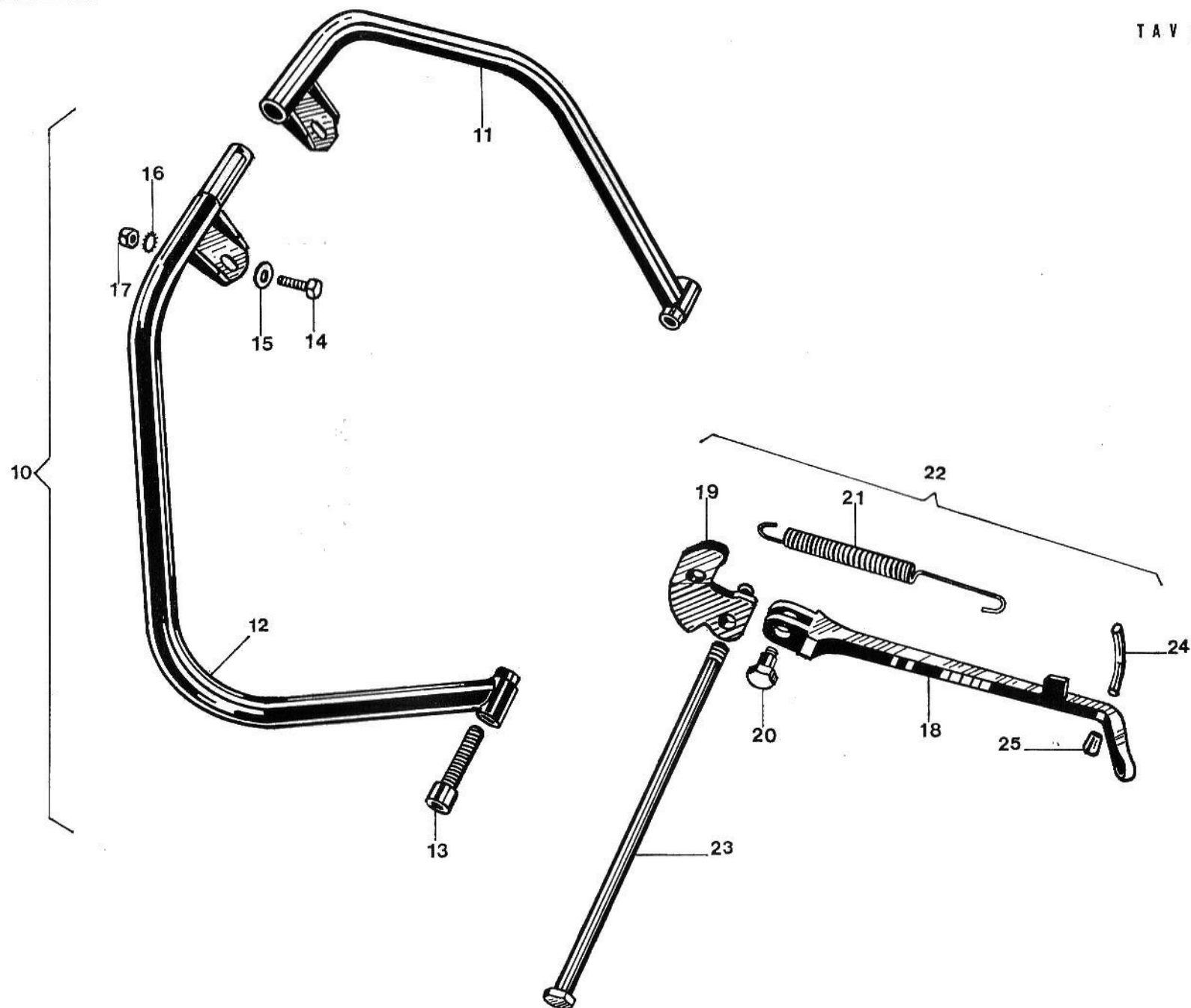


PLATE 20 MODEL: **V7 Sport 750 cc.**  
**Tool kit**

GROUP: **Standard tool kit**

Fig. No.	Order No.	DESCRIPTION	Q.ty	Notes
10	55 90 19 00	Wrench, box, 19/20/21 mm	1	
11	12 90 10 00	Wrench, open ended, 17/19 mm	1	
12	10 90 06 00	Wrench, open ended, 13/14 mm	1	
13	12 90 08 00	Wrench, open ended, 10/11 mm	1	
14	25 90 21 00	Wrench, box, 7/8/9 mm	1	
15	55 90 04 00	Wrench, tappet adjusting and clutch adjusting	1	
16	55 90 24 00	Wrench, Allen, 5 hex	1	
17	45 90 24 00	Wrench, Allen, 6 hex	1	
18	14 90 24 00	Wrench, Allen, 8 hex	1	
19	25 90 55 00	Universal pliers	1	
20	55 90 50 00	Screwdriver and tommy bar	1	
21	14 90 11 00	Wrench, ring, 22/24 mm	1	
22	12 90 90 90	Feeler gauge	1	
23	25 90 56 00	Wrench, adjustable	1	
24	14 91 27 01	Wrench, rear suspension adjustment	1	
25	14 71 70 00	Spark plug (275 thermal degree)	1	Marelli CW 275 L Lodge 4 HLNY Champion n. 3
26	12 91 45 00	Tool bag	1	
27		Instruction booklet	1	
		12 02 37 00	2	
		13 02 20 01	2	
		13 02 08 00	2	
		12 00 12 00	1	
		12 01 18 00	1	
		12 00 36 00	1	
		12 15 32 00	1	
A	14 99 90 00	Gasket set:	2	
		12 15 91 00	1	
		12 00 76 00	1	
		14 20 11 10	1	
		12 35 07 00	2	
		12 35 26 00	1	
		12 35 29 00	1	
		12 35 16 01	1	
		14 71 64 00	1	



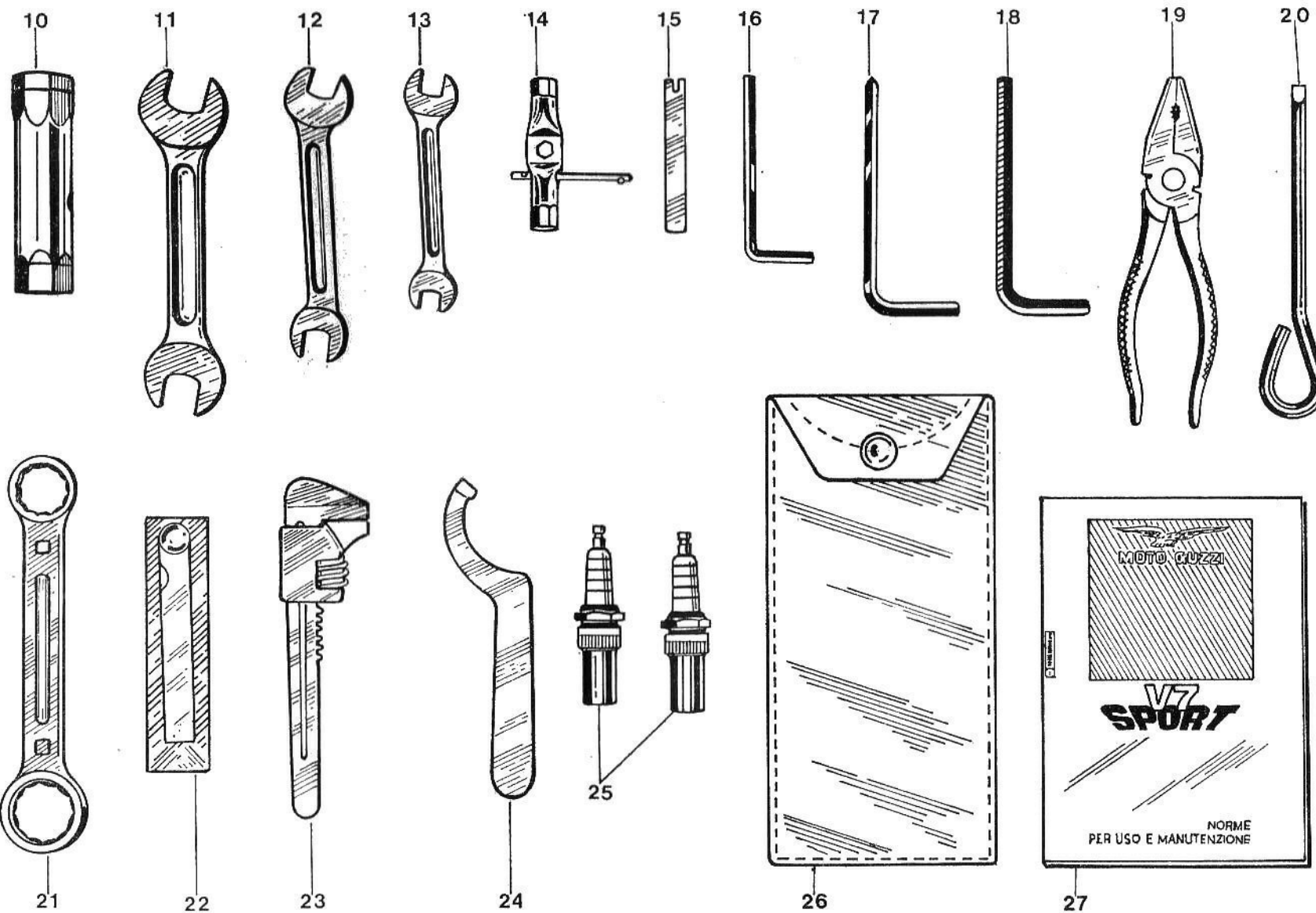
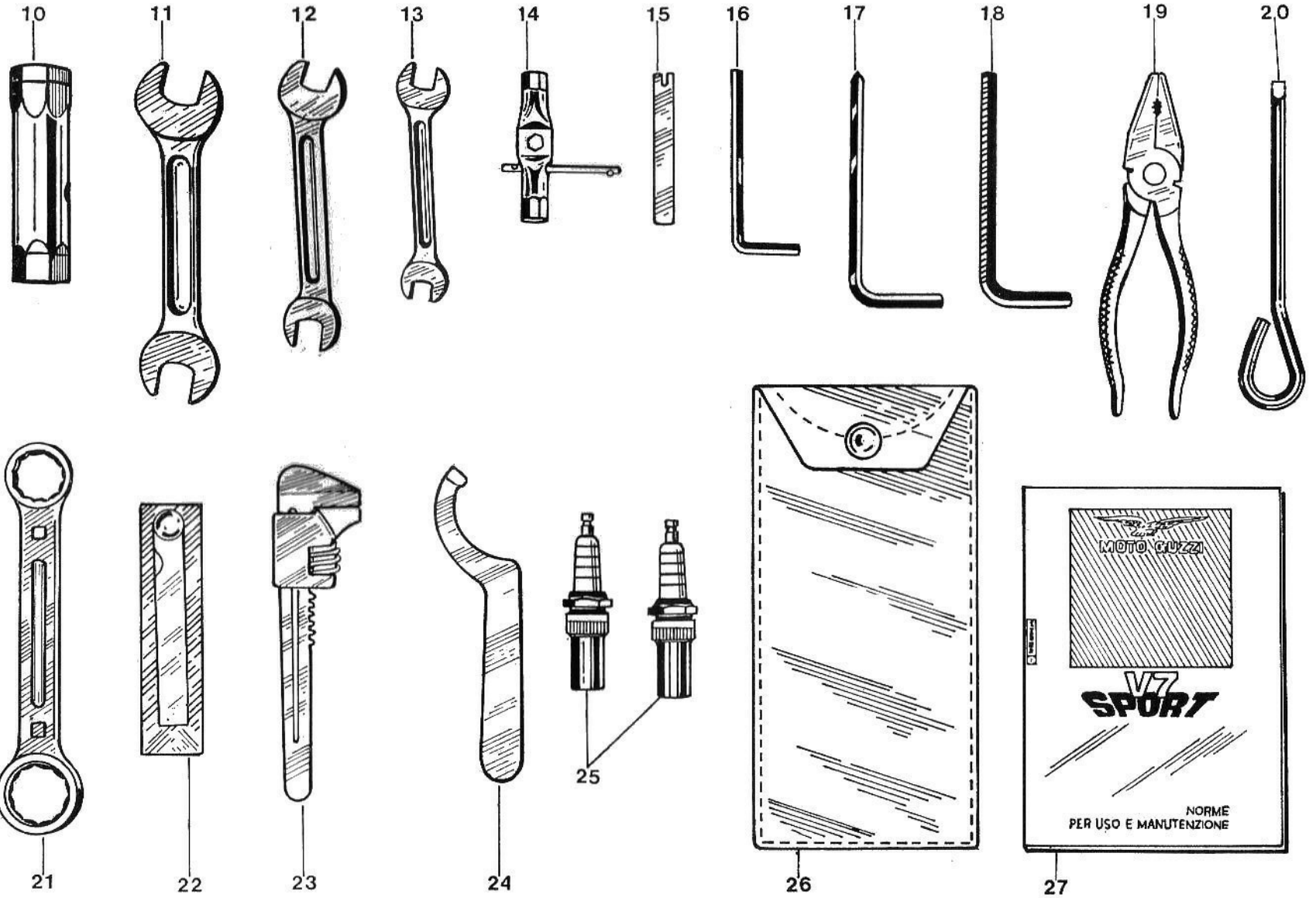


PLATE 20 MODEL: V7 Sport 750 cc.  
Tool kit

GROUP: Standard tool kit

Fig. No.	Order No.	DESCRIPTION												Q.ty	Notes
B	14 99 95 00	Seal set:	90 70 60 90	.	.	.	.	.	.	.	.	.	.	12	
			90 40 28 39	.	.	.	.	.	.	.	.	.	.	1	
			90 40 52 69	.	.	.	.	.	.	.	.	.	.	1	
			90 70 61 70	.	.	.	.	.	.	.	.	.	.	1	
			90 40 35 47	.	.	.	.	.	.	.	.	.	.	2	
			90 70 61 40	.	.	.	.	.	.	.	.	.	.	1	
			90 70 62 03	.	.	.	.	.	.	.	.	.	.	1	
			90 40 70 85	.	.	.	.	.	.	.	.	.	.	1	
			90 40 38 50	.	.	.	.	.	.	.	.	.	.	1	
			90 70 64 90	.	.	.	.	.	.	.	.	.	.	1	
			90 40 30 40	.	.	.	.	.	.	.	.	.	.	2	
			90 40 35 47	.	.	.	.	.	.	.	.	.	.	4	
			90 40 32 52	.	.	.	.	.	.	.	.	.	.	2	
			90 40 32 49	.	.	.	.	.	.	.	.	.	.	2	



# ADDITIONAL PLATES

All items listed in plates 21-22-23-24-25, are not Moto Guzzi Production. Accordingly, their supply is subject to their availability at the makers and their current prices.

PLATE 21 MODEL: **V7 Sport 750 cc.**  
**Engine**

GROUP: **Carburettor**

Fig. No.	Order No. Moto Guzzi	Order No. Dell'Orto	D E S C R I P T I O N	Q.ty	Notes
10	14 11 26 02	3551	Carburettor, R/H, without throttle cable	1	Dell'Orto VHB 30 CD
	14 11 26 03	3550	Carburettor, L/H, without throttle cable	1	Dell'Orto VHB 30 CS
11	13 93 70 00	1476.00.06	Cap, protection, throttle control	1	
12	13 93 28 00	3978.00.36	Screw, mixing chamber cover	2	
13	13 93 29 00	5011.00.23	Washer, mixing chamber cover screw	2	
14	12 93 72 00	1104.00.37	Thumb screw, brake cable adjusting	1	
15	12 93 73 00	1691.00.27	Nut, thumb screw	1	
16	13 93 50 00	7338.00.53	Cover, mixing chamber	1	
17	14 93 22 00	8208.00.30	Gasket, mixing chamber cover	1	
18	13 93 71 00	7448.00.61	Spring, throttle slide return	1	
19	14 93 75 01	7454.40.64	Throttle slide	1	
20	14 93 77 01	7455.09.08	Taper needle, "V" type	1	
21	55 93 85 85	1407.00.21	Clip, taper needle	1	
22	13 93 79 00	7745.00.36	Screw, easy start unit	1	
23	14 93 78 00	8293.00.64	Easy starter unit	1	
24	14 93 83 00	8297.00.30	Gasket, easy start ass.y cover	1	
25	13 93 37 00	7880.00.34	Plug, float chamber	1	
26	13 93 39 00	4057.00.30	Washer, float chamber plug	1	
27	13 93 44 00	7881.00.96	Body, float chamber	1	
28	13 93 34 00	7451.00.30	Gasket, float chamber	1	
29	14 93 30 00	7450.10.80	Float	1	
30	13 93 31 00	7346.00.22	Rod, float	1	
31	13 93 48 00	4559.00.05	Needle, fuel cutout	1	
32	14 93 57 01	1486.142.02	Main jet	1	
		8430.00.32	Body, pump	1	
		7831.00.64	Plunger, pump	1	
33	14 93 88 00	7185.00.03	Ball, valve	1	
		7832.00.33	Housing, valve	1	
		7882.00.61	Plunger, spring	1	
		7828.00.34	Jet holder	1	
34	13 93 55 00	7878.265.28	Atomizer	1	
35	10 93 59 00	1486.50.02	Pilot jet	1	
36	13 93 60 00	7746.80.02	Jet, easy starter	1	
37	13 93 61 00	6173.00.30	Washer, easy starter jet	1	
38	13 93 66 00	7673.00.37	Screw, throttle slide adjustment	1	
39	13 93 67 00	4670.00.61	Spring, throttle slide adjusting screw	1	
40	13 93 62 00	7449.00.37	Screw, idling	1	

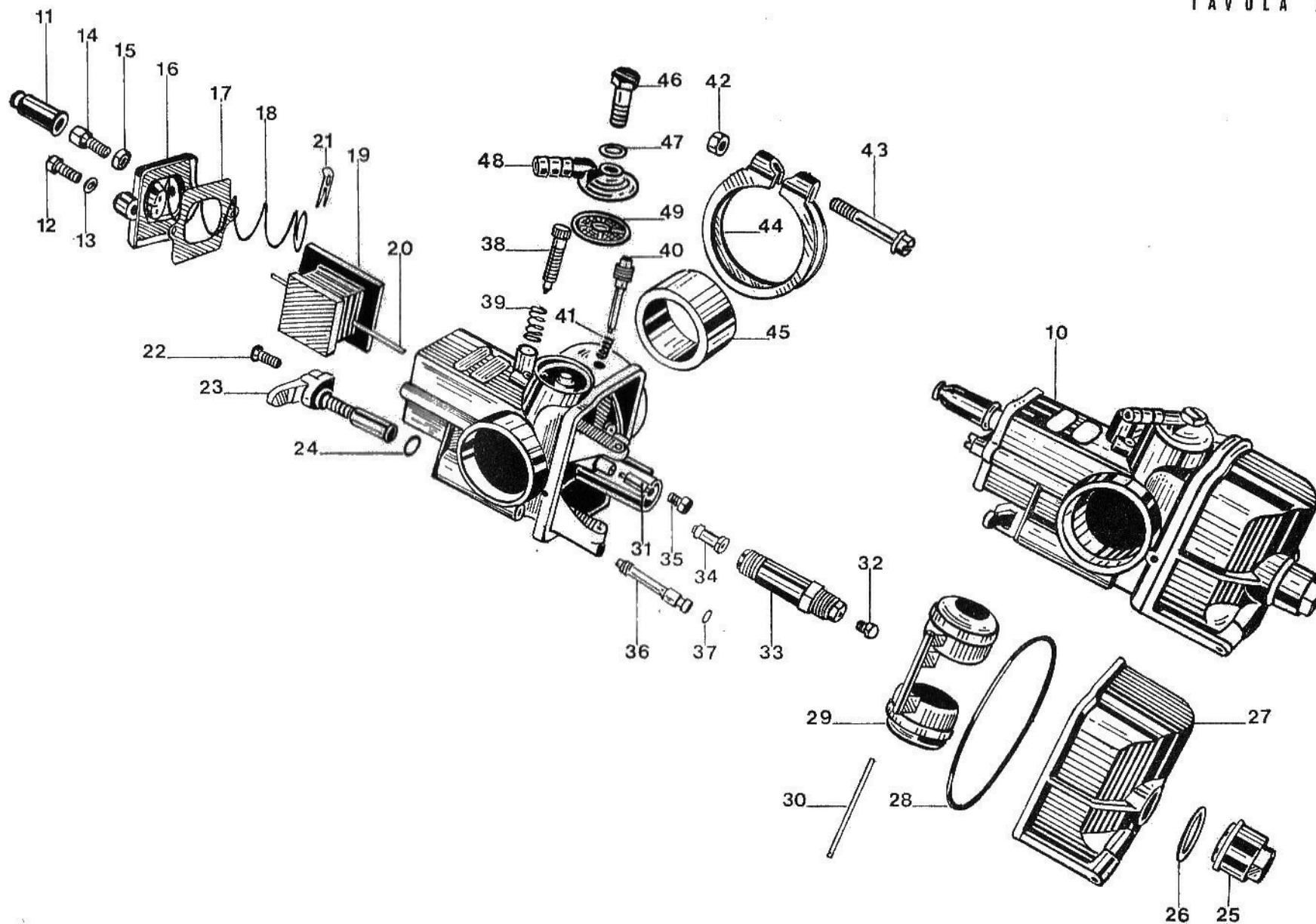


PLATE 21 MODEL: **V7 Sport 750 cc.**  
Engine

GROUP: **Carburettor**

Fig. No.	Order No. Moto Guzzi	Order No. Dell'Orto	D E S C R I P T I O N	Q.ty	Notes
41	13 93 63 00	7446.00.61	Spring, idling screw . . . . .	1	
42	14 93 68 00	8128.00.27	Nut, sleeve screw . . . . .	1	
43	14 93 86 00	8127.00.36	Screw, sleeve retaining . . . . .	1	
44	14 93 87 00	8142.00.50	Band, sleeve securing . . . . .	1	
45	14 93 89 00	8434.00.62	Bush, insulating . . . . .	1	
46	13 93 49 00	4568.00.36	Screw, cap securing . . . . .	1	
47	13 93 47 00	4052.00.30	Washer, cap screw . . . . .	1	
48	13 93 46 00	6273.00.38	Adaptor, fuel line . . . . .	1	
49	43 93 40 00	6109.00.29	Fuel filter . . . . .	1	

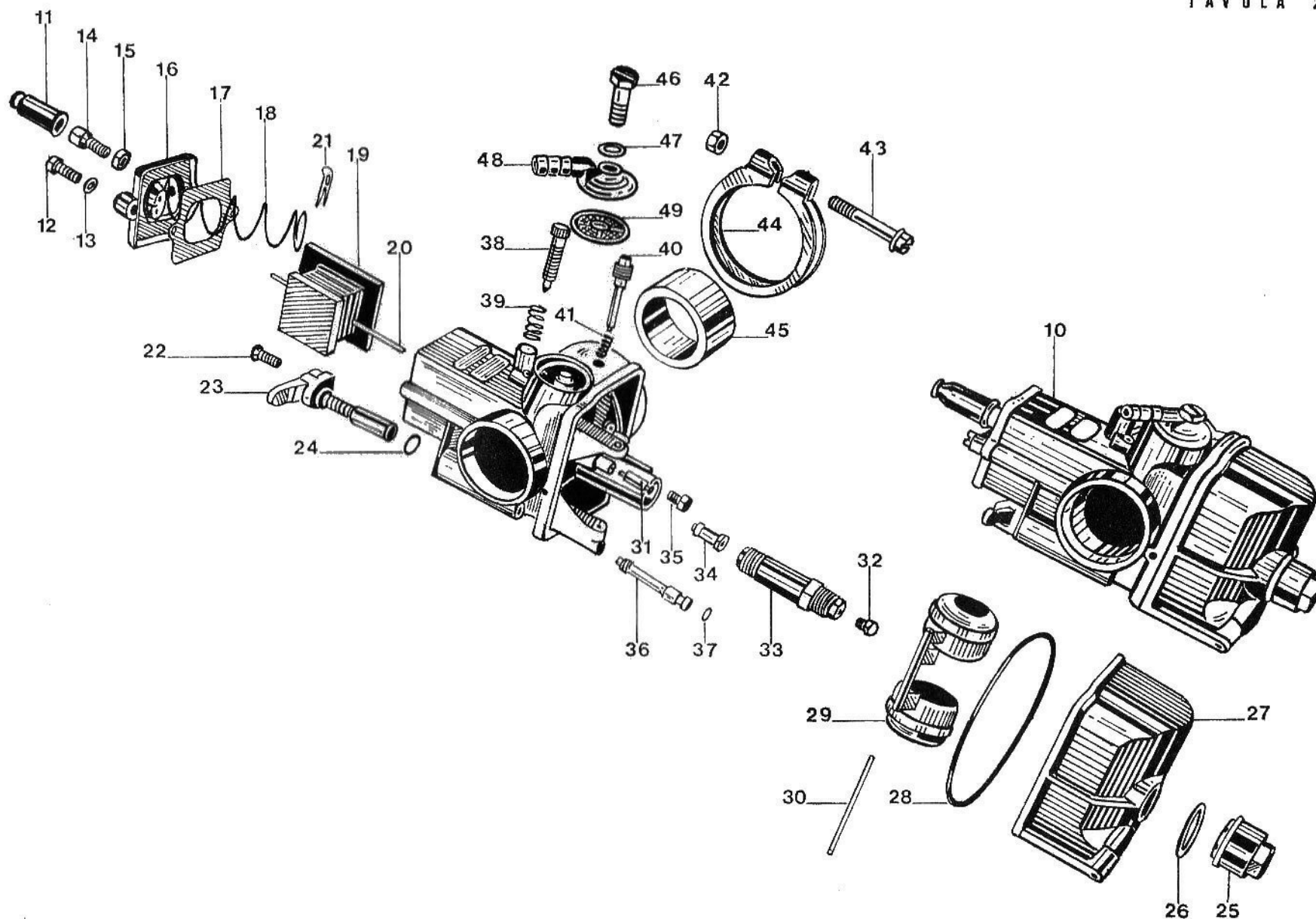




PLATE 22 MODEL: **V7 Sport 750 cc.**  
**Electrical system**

GROUP: **Front light - Tail light**

Fig. No.	Order No. Moto Guzzi	Order No. CEV	DESCRIPTION	Q.ty	Notes
10	14 74 05 20	4508/c	Headlight, chromium plated shell	1	
11	10 74 03 51	10742	Screw, rim securing	1	
12	14 74 03 52	02981	Rim, complete with screw	1	
13	14 74 04 01	15648	Gasket, antivibrating	1	
14	14 74 04 02	02765	Sealed beam unit	1	
15	14 74 04 12	02980/c	Shell, headlight	1	
16	14 74 04 03	11662	Spacer, round	1	
17	12 74 04 07	10548	Cap	2	
18	12 74 04 08	10656	Washer, toothed, external	2	
19	12 74 04 09	3395	Screw, headlight	2	
20	14 74 74 04		Connection, headlight, internal	1	
21	14 74 09 20	9350	Tail light, complete, chromium plated	1	
22	14 74 17 23	22253	Screw, reflex reflector securing	1	
23	14 74 17 00	03211	Reflex reflector	1	
24	14 74 17 21	03213	Bulb holder	1	
25	14 74 17 22	03212	Back end, chromium plated	1	
26	12 74 17 25	10447	Washer, rubber, antivibrating	2	
27	12 74 17 28	3444	Washer, toothed, tail light fixing screw	2	
28	14 74 17 27	3324	Screw, tail lamp securing	1	
29	93 45 02 23	10630	Bulb, two filament (Bay 15 d/19)	1	
30	14 74 17 24	04654	Connections	1	

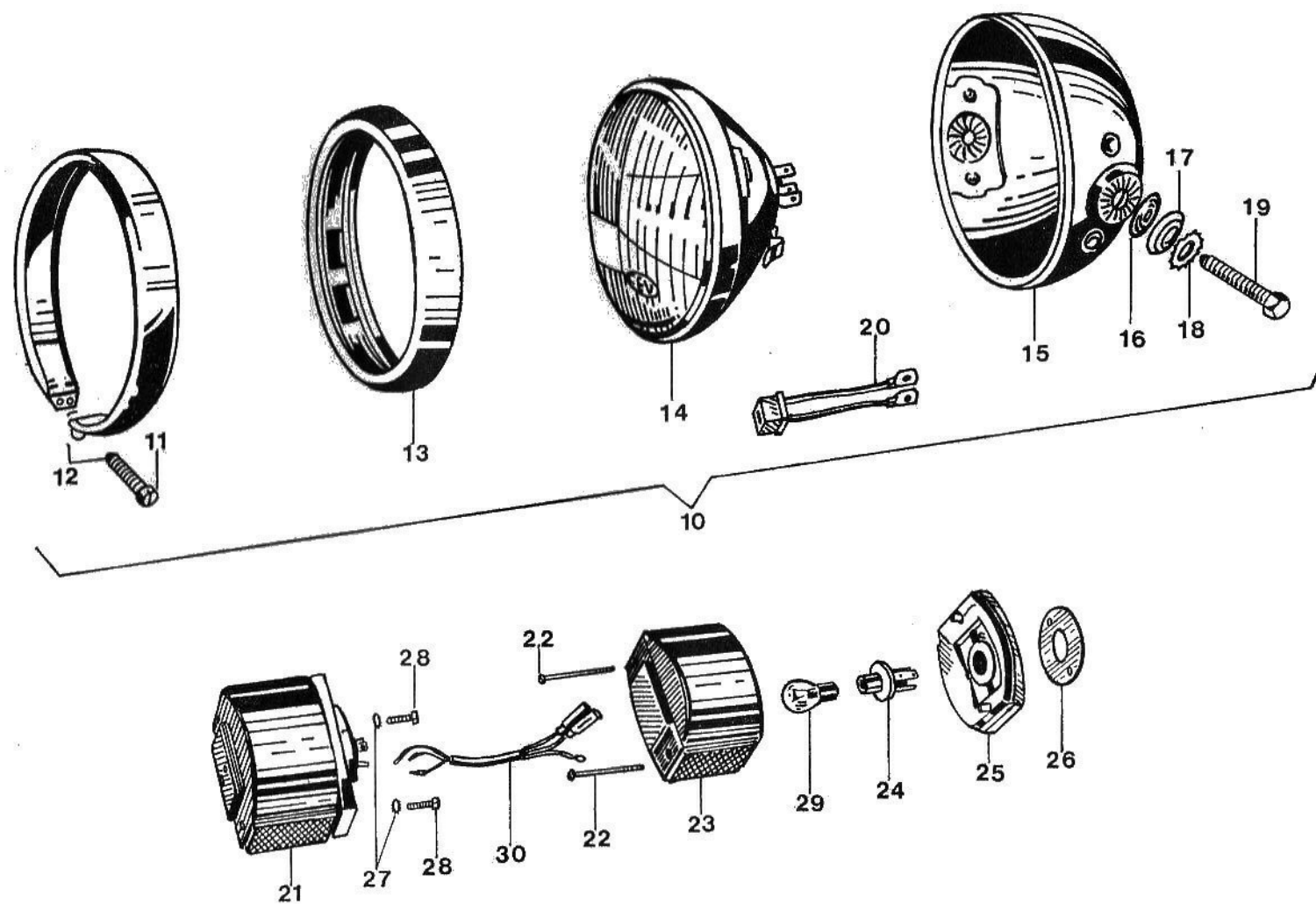


PLATE 23 MODEL: **V7 Sport 750 cc.**  
**Electrical system**

GROUP: **Alternator**

Fig. No.	Order No. Moto Guzzi	Order No.	D E S C R I P T I O N	Q.ty	Notes
<b>A</b>	<b>14 71 24 05</b>	0120340001	<b>Alternator (G 1 - 14 V - 13 A 19)</b>	1	
<b>1</b>	<b>14 71 24 50</b>	1125043001	<b>Stator, complete</b>	1	
<b>2</b>	<b>14 71 24 51</b>	1125883005	<b>Bracket, slip ring side, c/w items in fig. 3 - 6 - 52</b>	1	
<b>3</b>	<b>14 71 24 52</b>	1124335020	<b>Brush holder, c/w part fig. 4 and 5</b>	1	
<b>4</b>	<b>14 71 24 53</b>	1127014003	<b>Brush set</b>	1	
<b>5</b>	<b>14 71 24 54</b>	1124652000	<b>Spring, brush pressure</b>	2	
<b>6</b>	<b>14 71 24 55</b>	1124477006	<b>Clamp, D, D-</b>	2	
<b>7</b>	<b>14 71 24 56</b>	2917760073	<b>Band</b>	2	3 x 5 DIN 1481
<b>8</b>	<b>14 71 24 57</b>	1124033001	<b>Rotor, complete with slip ring</b>	1	
<b>9</b>	<b>14 71 24 58</b>	1124304010	<b>Slip ring</b>	1	
<b>10</b>	<b>14 71 24 59</b>	1123414001	<b>Screw, rotor</b>	1	
<b>11</b>	<b>14 71 24 60</b>	2916693007	<b>Washer</b>	1	B 8 DIN 127
<b>12</b>	<b>14 71 24 61</b>	2910141174	<b>Screw</b>	3	M 5 x 50 DIN 912
<b>13</b>	<b>14 71 24 62</b>	2916593004	<b>Washer</b>	3	B 5 DIN 127
<b>14</b>	<b>14 71 24 63</b>	2916011011	<b>Washer</b>	3	5,3 DIN 433
<b>15</b>	<b>14 71 24 64</b>	1224485000	<b>Casing</b>	1	
<b>16</b>	<b>14 71 24 65</b>	1315355810	<b>Clamp</b>	5	
<b>17</b>	<b>14 71 24 66</b>	1297330007	<b>Condensor</b>	1	
<b>52</b>	<b>14 71 24 67</b>	1127011030	<b>Set of parts, for clamp</b>	1	
<b>100</b>	<b>14 70 38 05</b>	0190601006	<b>Regulator</b>	1	
<b>110</b>	<b>14 70 43 05</b>	0197002001	<b>Rectifier, complete</b>	1	

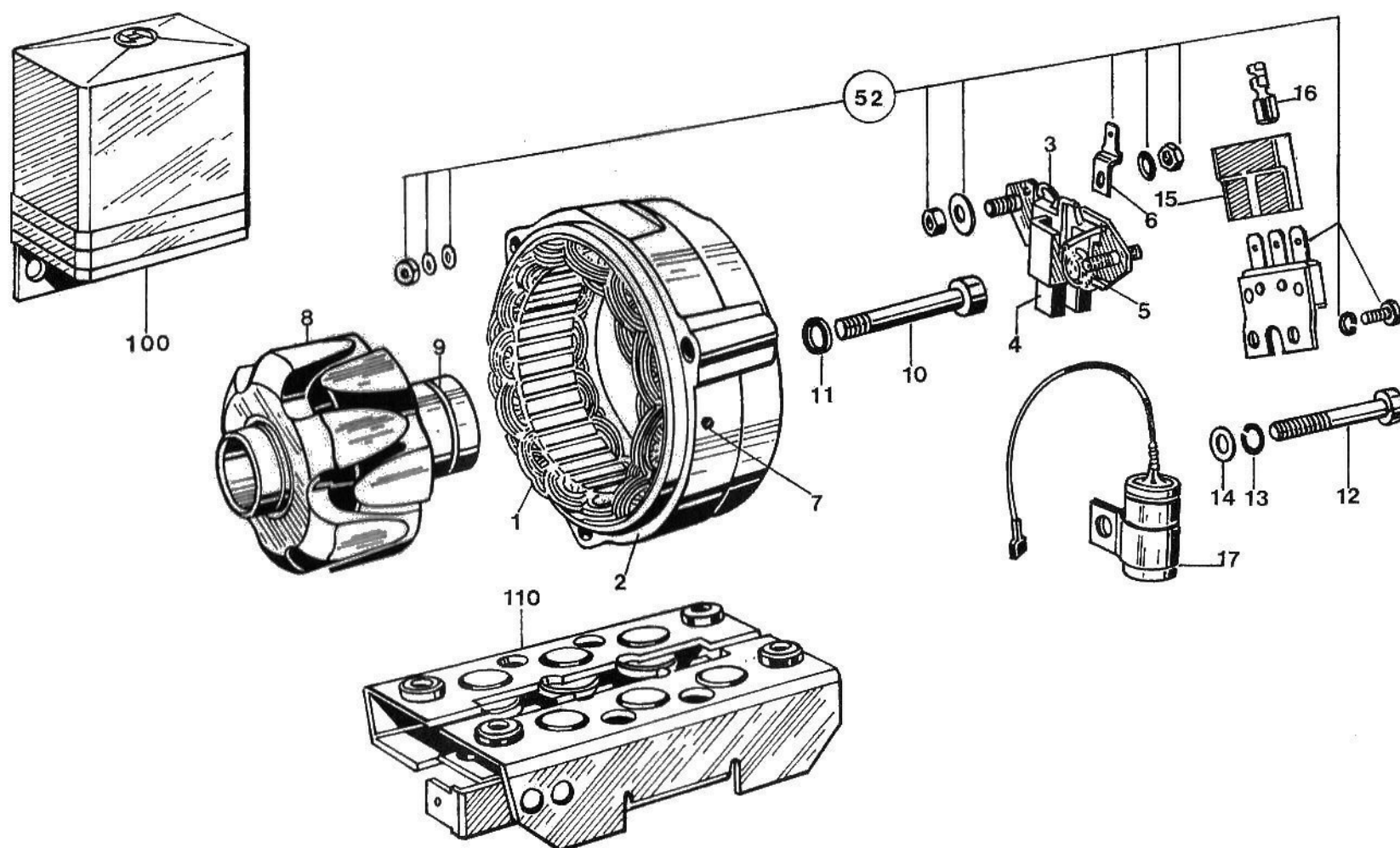


PLATE 24 MODEL: **V7 Sport 750 cc.**  
**Electrical system**

GROUP: **Contact breaker**

Fig. No.	Order No. Moto Guzzi	Order No.	D E S C R I P T I O N	Q.ty	Notes
10	14 71 54 00	61031101	Contact breaker, twin, with complete automatic advance . . . . .	1	Marelli S 311 A)
11	14 71 54 20	71148210	Cover, contact breaker . . . . .	1	
12	14 71 54 21	71147601 } 71111601 }	Set, contact breaker points . . . . .	1	
13	14 71 54 23	91080104	Cam felt pad . . . . .	1	
14	14 71 54 24	71417901	Cable, green . . . . .	1	
15	14 71 54 25	71147902	Cable, red . . . . .	1	
16	14 71 54 22	71146910 } 71147010 }	Spring, automatic advance . . . . .	1	
17	14 71 54 26	56181133 } 56181134 }	Condensor (CR 36 N) . . . . .	1	
18	14 71 54 28	90028021	Screw, condensor securing . . . . .	2	
19	14 71 54 27	90099031	Washer, condensor securing screw . . . . .	2	
20	14 71 62 00	71093810	Gear, twin contact breaker . . . . .	1	
21	95 51 03 18	90027061	Pin, gear securing . . . . .	1	

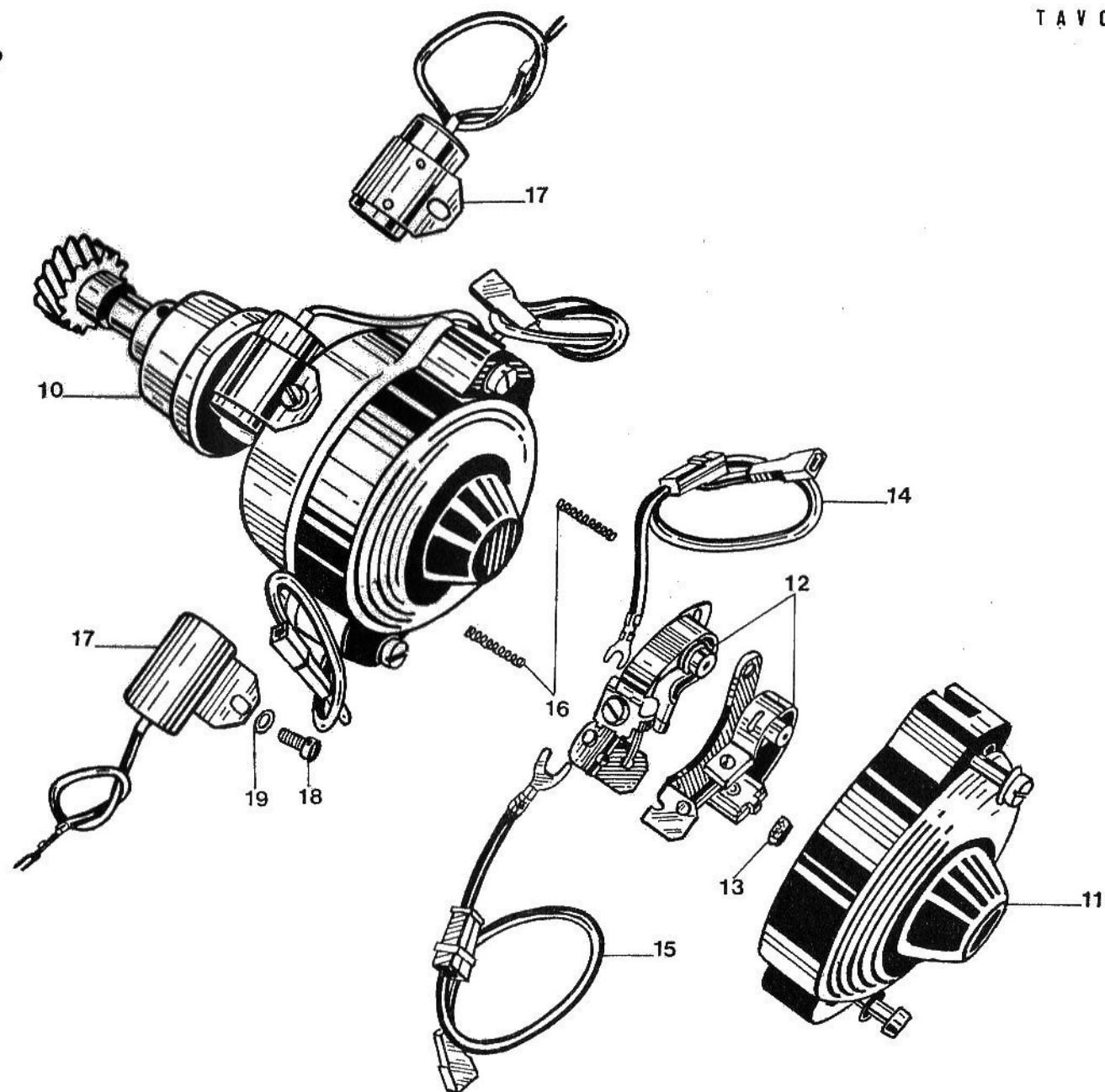


PLATE 25 MODEL: **V7 Sport 750 cc.**  
**Electrical system**

GROUP: **Starter motor**

Fig. No.	Order No. Moto Guzzi	Order No.	DESCRIPTION	Q.ty	Notes
<b>A</b>	<b>14 73 07 05</b>	0001160010	<b>Starter motor (DG (L) 12 V 0,4 PS)</b>	1	
<b>1</b>	<b>14 73 05 10</b>	2004114004	<b>Coil field assembly</b>	1	
<b>3</b>	<b>14 73 05 11</b>	2910559232	<b>Screw</b>	4	
<b>4</b>	<b>12 73 05 12</b>	2001016000	<b>Band, insulating</b>	1	
<b>5</b>	<b>14 73 05 17</b>	2916011014	<b>Washer</b>	1	6,4 DIN 125
<b>6</b>	<b>12 73 05 53</b>	2916693005	<b>Washer</b>	2	B 6 DIN 127
<b>7</b>	<b>14 73 05 16</b>	2915051006	<b>Nut</b>	1	AN 6 DIN 439
<b>7</b>	<b>14 73 05 15</b>	2915011007	<b>Nut</b>	1	H 6 DIN 934
<b>10</b>	<b>14 73 05 13</b>	2005821101	<b>End cover, driving side</b>	1	
<b>11</b>	<b>14 73 05 14</b>	2000301030	<b>Bushing, end cover</b>	1	
<b>20</b>	<b>14 73 05 19</b>	2004011024	<b>Armature, complete</b>	1	
<b>21</b>	<b>14 73 05 20</b>	2000300010	<b>Bushing</b>	1	
<b>22</b>	<b>14 73 05 18</b>	2004615001	<b>Spring</b>	1	
<b>25</b>	<b>14 73 05 21</b>	2006209312	<b>Gear, complete</b>	1	
<b>26</b>	<b>14 73 05 22</b>	1000301009	<b>Bushing</b>	1	
<b>30</b>	<b>12 73 05 23</b>	2005851025	<b>End cover, complete, commutator side</b>	1	
<b>31</b>	<b>12 73 05 24</b>	1000301001	<b>Bushing</b>	1	
<b>32</b>	<b>14 73 05 25</b>	2001329904	<b>Brush holder, complete</b>	1	
<b>33</b>	<b>14 73 05 26</b>	2007014027	<b>Brush set</b>	1	
<b>34</b>	<b>14 73 05 27</b>	2004652002	<b>Spring, bush</b>	4	
<b>39</b>	<b>14 73 05 34</b>	2003527004	<b>Tie rod</b>	2	
<b>40</b>	<b>14 73 05 35</b>	1000100025	<b>Washer</b>	2	
<b>42</b>	<b>12 73 05 30</b>	2000505001	<b>Cover</b>	1	
<b>43</b>	<b>12 73 05 31</b>	1910021116	<b>Screw</b>	1	M 4 x 6 DIN 84
<b>44</b>	<b>12 73 05 33</b>	2916063005	<b>Washer</b>	1	4 A DIN 137
<b>101</b>	<b>14 73 05 42</b>	2007010019	<b>Set of parts for armature</b>	1	

